

University of Michigan
Report on Federal Awards in Accordance
with the Uniform Guidance
For the Year Ended June 30, 2019
EIN 38-6006309

University of Michigan

Contents

Pages (s)

Part I – Financial Information

| | |
|--|---------|
| Report of Independent Auditors | 1-3 |
| Management’s Discussion and Analysis (Unaudited)..... | 4-28 |
| Consolidated Financial Statements: | |
| Consolidated Financial Statements | 29-32 |
| Notes to Consolidated Financial Statements | 33-77 |
| Required Supplementary Information (Unaudited)..... | 78-81 |
| Supplementary Information: | |
| Schedule of Expenditures of Federal Awards | 82-167 |
| Notes to Schedule of Expenditures of Federal Awards..... | 168-169 |

Part II – Reports on Internal Controls and Compliance

| | |
|---|---------|
| Report of Independent Auditors on Internal Control Over Financial Reporting and on Compliance and Other Matters Based on an Audit of Financial Statements Performed in Accordance with <i>Government Auditing Standards</i> | 170-171 |
| Report of Independent Auditors on Compliance with Requirements That Could Have a Direct and Material Effect on Each Major Program and on Internal Control Over Compliance in Accordance with the Uniform Guidance | 172-174 |

Part III – Findings

| | |
|---|---------|
| Schedule of Findings and Questioned Costs | 175-176 |
| Summary Schedule of Prior Year Findings..... | 177-178 |



Report of Independent Auditors

To the Regents of the University of Michigan

Report on the Consolidated Financial Statements

We have audited the accompanying consolidated financial statements of the University of Michigan and its subsidiaries (the “University”), which comprise the consolidated statement of net position as of June 30, 2019 and 2018, and the related consolidated statements of revenues, expenses and changes in net position and of cash flows for the years then ended, and the related notes to the financial statements.

Management’s Responsibility for the Consolidated Financial Statements

Management is responsible for the preparation and fair presentation of the consolidated financial statements in accordance with accounting principles generally accepted in the United States of America; this includes the design, implementation, and maintenance of internal control relevant to the preparation and fair presentation of consolidated financial statements that are free from material misstatement, whether due to fraud or error.

Auditors’ Responsibility

Our responsibility is to express an opinion on the consolidated financial statements based on our audits. We conducted our audits in accordance with auditing standards generally accepted in the United States of America and the standards applicable to financial audits contained in *Government Auditing Standards*, issued by the Comptroller General of the United States. Those standards require that we plan and perform the audit to obtain reasonable assurance about whether the consolidated financial statements are free from material misstatement.

An audit involves performing procedures to obtain audit evidence about the amounts and disclosures in the consolidated financial statements. The procedures selected depend on our judgment, including the assessment of the risks of material misstatement of the consolidated financial statements, whether due to fraud or error. In making those risk assessments, we consider internal control relevant to the University’s preparation and fair presentation of the consolidated financial statements in order to design audit procedures that are appropriate in the circumstances, but not for the purpose of expressing an opinion on the effectiveness of the University’s internal control. Accordingly, we express no such opinion. An audit also includes evaluating the appropriateness of accounting policies used and the reasonableness of significant accounting estimates made by management, as well as evaluating the overall presentation of the consolidated financial statements. We believe that the audit evidence we have obtained is sufficient and appropriate to provide a basis for our audit opinion.



Opinion

In our opinion, the consolidated financial statements referred to above present fairly, in all material respects, the consolidated financial position of the University of Michigan and its subsidiaries as of June 30, 2019 and 2018, and the changes in their financial position and their cash flows for the years then ended in accordance with accounting principles generally accepted in the United States of America.

Other Matters

Required Supplementary Information

The accompanying management's discussion and analysis on pages 4 through 28 and the supplementary information for pension and postemployment benefits on pages 78 through 81 are required by accounting principles generally accepted in the United States of America to supplement the basic consolidated financial statements. Such information, although not a part of the basic consolidated financial statements, is required by the Governmental Accounting Standards Board who considers it to be an essential part of financial reporting for placing the basic consolidated financial statements in an appropriate operational, economic, or historical context. We have applied certain limited procedures to the required supplementary information in accordance with auditing standards generally accepted in the United States of America, which consisted of inquiries of management about the methods of preparing the information and comparing the information for consistency with management's responses to our inquiries, the basic consolidated financial statements, and other knowledge we obtained during our audits of the basic consolidated financial statements. We do not express an opinion or provide any assurance on the information because the limited procedures do not provide us with sufficient evidence to express an opinion or provide any assurance.

Other Information

Our audit was conducted for the purpose of forming an opinion on the consolidated financial statements as a whole. The accompanying schedule of expenditures of federal awards for the year ended June 30, 2019 is presented for purposes of additional analysis as required by Title 2 U.S. *Code of Federal Regulations* Part 200, *Uniform Administrative Requirements, Cost Principles, and Audit Requirements for Federal Awards* (the "Uniform Guidance") and is not a required part of the consolidated financial statements. The information is the responsibility of management and was derived from and relates directly to the underlying accounting and other records used to prepare the consolidated financial statements. The information has been subjected to the auditing procedures applied in the audit of the consolidated financial statements and certain additional procedures, including comparing and reconciling such information directly to the underlying accounting and other records used to prepare the consolidated financial statements or to the consolidated financial statements themselves, and other additional procedures in accordance with auditing standards generally accepted in the United States of America. In our opinion, the schedule of expenditures of federal awards is fairly stated, in all material respects, in relation to the consolidated financial statements as a whole.



Other Reporting Required by *Government Auditing Standards*

In accordance with *Government Auditing Standards*, we have also issued our report dated October 17, 2019 on our consideration of the University's internal control over financial reporting and on our tests of its compliance with certain provisions of laws, regulations, contracts and grant agreements and other matters for the year ended June 30, 2019. The purpose of that report is solely to describe the scope of our testing of internal control over financial reporting and compliance and the results of that testing and not to provide an opinion on the effectiveness of internal control over financial reporting or on compliance. That report is an integral part of an audit performed in accordance with *Government Auditing Standards* in considering the University's internal control over financial reporting and compliance.

PricewaterhouseCoopers LLP

October 17, 2019

UNIVERSITY OF MICHIGAN

Management's Discussion and Analysis (Unaudited)

Introduction

The following discussion and analysis provides an overview of the financial position of the University of Michigan (the "University") at June 30, 2019 and 2018 and its activities for the three fiscal years ended June 30, 2019. This discussion has been prepared by management and should be read in conjunction with the financial statements and the notes thereto, which follow this section.

The University is a comprehensive public institution of higher learning with over 63,700 students and approximately 8,500 faculty members on three campuses in southeast Michigan. The University offers a diverse range of degree programs from baccalaureate to post-doctoral levels through 19 schools and colleges, and contributes to the state and nation through related research and public service programs. The University also has a nationally renowned health system which includes the University of Michigan Health System ("UMHS"), the University's Medical School, Michigan Health Corporation (a wholly-owned corporation created for joint venture and managed care initiatives) and UM Health (a wholly-owned corporation created to hold and develop the University's statewide network of hospitals, hospital joint ventures and other hospital affiliations, currently consisting of Metropolitan Health Corporation). The University's health system currently includes four hospitals as well as numerous health centers and outpatient clinics.

The University consistently ranks among the nation's top universities by various measures of quality, both in general academic terms and in terms of strength of offerings, in specific academic disciplines and professional subjects. Research is central to the University's mission and a key aspect of its strong reputation among educational institutions. The University is widely recognized for the breadth and excellence of its research enterprise as well as for the exceptional level of cooperation across disciplines, which allows faculty and students to address the full complexity of real-world challenges. The University's health system also has a tradition of excellence in teaching, advancement of medical science and patient care, consistently ranking among the best health care systems in the nation.

UNIVERSITY OF MICHIGAN

Management's Discussion and Analysis (Unaudited)--Continued

Financial Highlights

The University's financial position remains strong, with total assets and deferred outflows of \$22.9 billion and total liabilities and deferred inflows of \$8.1 billion at June 30, 2019, compared to total assets and deferred outflows of \$22.1 billion and total liabilities and deferred inflows of \$7.8 billion at June 30, 2018. Net position, which represents the residual interest in the University's total assets and deferred outflows after total liabilities and deferred inflows are deducted, totaled \$14.8 billion and \$14.3 billion at June 30, 2019 and 2018, respectively. Changes in net position represent the University's results of operations and are summarized for the years ended June 30 as follows:

| | 2019 | 2018 | 2017 |
|---|---------------|----------|----------|
| | (in millions) | | |
| Operating revenues and educational appropriations | \$ 8,411 | \$ 7,879 | \$ 7,480 |
| Private gifts for operating activities | 178 | 197 | 159 |
| Operating and net interest expenses | (9,099) | (8,625) | (7,976) |
| | (510) | (549) | (337) |
| Net investment income | 810 | 1,261 | 1,401 |
| Endowment, capital gifts and grants, and other | 223 | 208 | 198 |
| Increase in net position | \$ 523 | \$ 920 | \$ 1,262 |

UNIVERSITY OF MICHIGAN

Management's Discussion and Analysis (Unaudited)--Continued

The results of operations reflect the University's emphasis on maintaining its national standards in academics, research and health care, within a competitive recruitment environment for faculty and health care professionals and a period of continued pressure on federal funding for research. At the same time, the University is addressing constrained state appropriations and rising health care, regulatory and facility costs with aggressive cost cutting and productivity gains to help preserve access to affordable higher education for Michigan families. To achieve aggressive and sustainable long-term goals for cost cutting and productivity gains, the University is also strategically utilizing resources to support enterprise-wide information technology projects and other initiatives.

The University's long-term investment strategy combined with its endowment spending policy serves to insulate operations from expected volatility in the capital markets and provides for a stable and predictable level of spending distributions from the endowment. Endowment spending rate distributions to University units totaled \$361 million and \$339 million in 2019 and 2018, respectively. The success of the University's long-term investment strategy is evidenced by strong returns over sustained periods of time and the ability to limit losses in the face of challenging markets.

The University invests its financial assets in pools with distinct risk and liquidity characteristics based on its needs, with a majority of its financial assets invested in two such pools. The University's working capital is primarily invested in relatively short duration, liquid assets, through its Daily and Monthly Portfolios, while the endowment is primarily invested, along with the noncurrent portion of the insurance and benefit reserves, in an equity oriented long-term strategy through its Long Term Portfolio.

Using the Financial Statements

The University's financial report includes three financial statements: the Statement of Net Position; the Statement of Revenues, Expenses and Changes in Net Position; and the Statement of Cash Flows. These financial statements are prepared in accordance with Governmental Accounting Standards Board ("GASB") principles, which establish standards for external financial reporting for public colleges and universities.

UNIVERSITY OF MICHIGAN

Management's Discussion and Analysis (Unaudited)--Continued

Statement of Net Position

The statement of net position presents the financial position of the University at the end of the fiscal year and includes all assets, deferred outflows, liabilities and deferred inflows of the University. The difference between total assets and deferred outflows as compared to total liabilities and deferred inflows - net position - is one indicator of the current financial condition of the University, while the change in net position is an indication of whether the overall financial condition has improved or worsened during the year. The University's assets, deferred outflows, liabilities, deferred inflows and net position at June 30 are summarized as follows:

| | 2019 | 2018 | 2017 |
|--|---------------|-----------|-----------|
| | (in millions) | | |
| Current assets | \$ 2,931 | \$ 2,743 | \$ 2,696 |
| Noncurrent assets: | | | |
| Endowment, life income and other investments | 12,834 | 12,305 | 11,323 |
| Capital assets, net | 6,227 | 6,121 | 6,045 |
| Other | 500 | 510 | 439 |
| Total assets | 22,492 | 21,679 | 20,503 |
| Deferred outflows | 371 | 384 | 349 |
| Total assets and deferred outflows | 22,863 | 22,063 | 20,852 |
| Current liabilities | 1,754 | 1,775 | 1,802 |
| Noncurrent liabilities | 5,785 | 5,814 | 5,606 |
| Total liabilities | 7,539 | 7,589 | 7,408 |
| Deferred inflows | 520 | 193 | 83 |
| Net position | \$ 14,804 | \$ 14,281 | \$ 13,361 |

The University continues to maintain and protect its strong financial foundation. This financial health, as reflected in the University's net position, results from the prudent utilization of financial resources including careful cost controls, preservation of endowment funds, conservative utilization of debt and adherence to a long-range capital plan for the maintenance and replacement of the physical plant.

Current assets consist primarily of cash and cash equivalents, operating and capital investments and accounts receivable and totaled \$2.9 billion and \$2.7 billion at June 30, 2019 and 2018, respectively. Cash, cash equivalents and investments for operating activities totaled \$1.3 billion at June 30, 2019, which represents approximately two months of total expenses excluding depreciation.

UNIVERSITY OF MICHIGAN

Management's Discussion and Analysis (Unaudited)--Continued

Deferred outflows represent the consumption of net assets attributable to a future period and are primarily associated with the University's obligations for postemployment benefits, debt and derivative activity, and the defined benefit pension plan for Metropolitan Health Corporation ("Metro Health"). Deferred outflows totaled \$371 million and \$384 million at June 30, 2019 and 2018, respectively.

Current liabilities consist primarily of accounts payable, accrued compensation, unearned revenue, commercial paper, the current portion of bonds payable and net long-term bonds payable subject to remarketing. Current liabilities totaled \$1.8 billion at both June 30, 2019 and 2018.

Deferred inflows represent the acquisition of net assets attributable to a future period and are associated with the University's obligations for postemployment benefits, Metro Health's defined benefit pension plan and irrevocable split-interest agreements. Deferred inflows totaled \$520 million and \$193 million at June 30, 2019 and 2018, respectively.

Endowment, Life Income and Other Investments

The composition of the University's endowment, life income and other investments at June 30 is summarized as follows:

| | 2019 | 2018 | 2017 |
|--|------------------|------------------|------------------|
| | (in millions) | | |
| Endowment investments | \$ 12,449 | \$ 11,902 | \$ 10,936 |
| Life income investments | 147 | 144 | 132 |
| Noncurrent portion of insurance and benefits obligations investments | 216 | 208 | 205 |
| Other | 22 | 51 | 50 |
| | <u>\$ 12,834</u> | <u>\$ 12,305</u> | <u>\$ 11,323</u> |

The University's endowment funds consist of both permanent endowments and funds functioning as endowment. Permanent endowments are those funds received from donors with the stipulation that the principal remain intact and be invested in perpetuity to produce income that is to be expended for the purposes specified by the donors. Funds functioning as endowment consist of restricted gifts or unrestricted funds that have been allocated by the University for long-term investment purposes, but are not limited by donor stipulations requiring the University to preserve principal in perpetuity. Programs supported by endowment funds include scholarships, fellowships, professorships, research efforts and other important programs and activities.

UNIVERSITY OF MICHIGAN

Management's Discussion and Analysis (Unaudited)--Continued

The University uses its endowment funds to support operations in a way that strikes a balance between generating a predictable stream of annual support for current needs and preserving the purchasing power of the endowment funds for future periods. A majority of the endowment is maintained in the University Endowment Fund, a unitized pool which represents a collection of approximately 11,700 separate (individual) funds, the majority of which are restricted for specific purposes. The University Endowment Fund is invested in the University's Long Term Portfolio, a single diversified investment pool.

The endowment spending rule provides for distributions from the University Endowment Fund to the entities that benefit from the endowment fund. The annual distribution rate is 4.5 percent of the one-quarter lagged seven year moving average fair value of University Endowment Fund shares. This spending rule is one element of an ongoing financial management strategy that has allowed the University to effectively weather challenging economic environments while avoiding measures such as faculty hiring freezes, furloughs, program cuts or halting construction.

To protect endowment principal in the event of a prolonged market downturn, distributions are limited to 5.3 percent of the current fair value of fund shares. Capital gains or income generated above the endowment spending rate are reinvested so that in lean times funds will be available for distribution. In addition, departments may also use withdrawals from funds functioning as endowment to support capital expenditures and operations.

Endowment spending rate distributions totaled \$368 million, \$346 million and \$325 million and withdrawals from funds functioning as endowment totaled \$48 million, \$33 million and \$7 million in 2019, 2018 and 2017, respectively. Total spending rate distributions combined with withdrawals from funds functioning as endowment averaged 4.6 percent, 4.4 percent and 4.2 percent of the current year average fair value of the University Endowment Fund for 2019, 2018 and 2017, respectively. Over the past ten years, total spending rate distributions combined with withdrawals from funds functioning as endowment averaged 4.9 percent.

The University participates in certain split-interest agreements and currently holds life income funds for beneficiaries of the pooled income fund, charitable remainder trusts and the gift annuity program. These funds generally pay lifetime income to beneficiaries, after which the principal is made available to the University in accordance with donor intentions.

UNIVERSITY OF MICHIGAN

Management's Discussion and Analysis (Unaudited)--Continued

Capital and Debt Activities

One of the critical factors in continuing the quality of the University's academic, research and clinical programs is the development and renewal of capital assets. The University continues to implement its long-range plan to maintain and modernize its existing infrastructure and strategically invest in new construction.

Capital asset additions totaled \$679 million in 2019, as compared to \$650 million in 2018. Capital asset additions primarily represent renovation and new construction of academic, research, clinical and athletic facilities, as well as significant investments in equipment, including information technology. Current year capital asset additions were primarily funded with net position and gifts designated for capital purposes of \$504 million and debt proceeds of \$175 million.

Projects completed in 2019 include significant new facilities for patient care and student life, as well as technology enhancements.

Construction of the Brighton Center for Specialty Care helps meet growing ambulatory care demands. The new facility, with 300,000 square feet, houses more than 40 specialty services for pediatric and adult health care, including a comprehensive musculoskeletal center, sleep lab, ambulatory diagnostic and treatment center, medical procedure unit, radiation oncology, infusion, pharmacy, radiology, operating rooms and lab services. This new center is located near the existing Brighton Health Center, which continues to be utilized.

The new William Monroe Trotter Multicultural Center celebrates and fosters the University's diversity in a way that is inclusive and more visible. The new facility, with 20,000 square feet, accommodates program, lounge, kitchen and conference room spaces from the former center and adds a multipurpose room with capacity for 300 people for conferences and events, and an active-learning, classroom-style configuration that accommodates 100 students. Its location on State Street near the heart of central campus is easily accessible to the academic community.

An extensive upgrade of the University's WiFi network improves connectivity and helps support greater collaboration and engaged learning throughout the University's north, central and south campuses. This multi-year project encompassed 16 million square feet and added more than 15,000 new wireless access points in 253 academic, research, administrative and residence hall buildings and the Diag. The project was designed to support an increasingly mobile and collaborative learning environment, while also providing a consistently positive WiFi experience for the University's prospective students, parents, alumni and guests.

UNIVERSITY OF MICHIGAN

Management's Discussion and Analysis (Unaudited)--Continued

Construction in progress, which totaled \$413 million and \$301 million at June 30, 2019 and 2018, respectively, includes important projects for academic instruction and research as well as student life and services.

Construction of a new research and teaching facility for the College of Engineering's Robotics program continues. This state-of-the-art facility will include 140,000 square feet to house research and testing laboratories, associated support functions, offices and classroom space. The building will also accommodate space for its corporate partner, Ford Motor Company, which will establish collaborative research activities within the facility. The open plan design of the building allows for greater collaboration, increased flexibility and better space utilization. The facility will include labs for robot walking, flight testing, rehabilitation robotics, and electronics and software development. This project is scheduled to be completed in winter 2020.

Renovation and expansion of the Engineering Lab Building on the University's Dearborn campus also continues. The renovated building, which was originally constructed in 1959, will include teaching labs designed to facilitate entrepreneurial problem solving, encourage multidisciplinary cooperation in the context of 21st-century engineering instruction, and provide students with new collaboration and project spaces. The new facility is also designed to allow for research partnerships with industry as well as expanded K-12 and community outreach efforts, with a focus on women and minorities. When finished, the new facility will include 123,000 square feet of space to be used for classrooms, research and teaching laboratories, faculty offices and student support spaces. Regional boiler and electrical distribution equipment replacement are also included in this project, which is scheduled to be completed in spring 2020.

The Edward Henry Kraus Building, which was originally completed in 1915, is undergoing an extensive renovation of 183,000 square feet as well as construction of an infill addition of 62,000 square feet within the exterior courtyard. This renovation and addition will enable the School of Kinesiology to consolidate its programs and operations into one location and allow for future growth. The Department of Ecology and Evolutionary Biology and the Department of Molecular, Cellular, and Developmental Biology that were previously located in the Kraus Building relocated to the Biological Sciences Building when it opened in 2018. This project is scheduled to be completed in fall 2020.

Laboratory renovations are underway at two of the North Campus Research Complex buildings, covering 158,000 square feet to accommodate growth of the Medical School's wet laboratory research over the next decade. Construction of a 6,900 square foot infill addition will also improve connectivity between the buildings and throughout the complex. The project will also address deferred maintenance, including heating, ventilation, air conditioning, electrical and life safety system upgrades, and provide accessibility improvements and new finishes in public spaces. This project is scheduled to be completed in winter 2020.

UNIVERSITY OF MICHIGAN

Management's Discussion and Analysis (Unaudited)--Continued

The Michigan Union, which originally opened in 1919 with building additions in the 1930s and 1950s, is undergoing an extensive renovation. This project will improve accessibility throughout the building, create state-of-the-art student organization and student involvement space, improve space for counseling and student support services, and enhance meeting, lounge and study spaces. Deferred maintenance will also be addressed, including life safety, electrical, mechanical, and plumbing system improvements, replacement of the roof, windows and elevators, and upgrades to interior finish and restrooms. This project is scheduled to be completed in winter 2020.

The University is aware of its financial stewardship responsibility and works diligently to manage its financial resources effectively, including the prudent use of debt to finance capital projects. A strong debt rating is an important indicator of the University's success in this area. In 2019, S&P Global affirmed its highest credit rating (AAA) for bonds backed by a broad revenue pledge based on the University's robust enrollment and demand, exceptional student quality, retention and graduation rates, strong reputation of the University's health system, excellent balance sheet, exceptional research presence and manageable debt burden. Moody's also affirmed its highest credit rating (Aaa) based on the University's ability to translate its international brand into solid revenue growth, excellent student demand, strong philanthropic support and abundant financial reserves.

Long-term debt activity for the years ended June 30 is summarized as follows:

| 2019 | | | |
|------------------|----------------------|---------------|-------------------|
| | Beginning Balance | Additions | Reductions |
| | (in millions) | | |
| | | | Ending Balance |
| Commercial paper | \$ 158 | | \$ 145 |
| Bonds | 2,236 | \$ 260 | 2,330 |
| | <u>\$ 2,394</u> | <u>\$ 260</u> | <u>\$ 2,475</u> |
| 2018 | | | |
| | Beginning Balance | Additions | Reductions |
| | (in millions) | | |
| | | | Ending Balance |
| Commercial paper | \$ 161 | \$ 6 | \$ 9 |
| Bonds | 2,155 | 157 | 76 |
| Other | 2 | | 2 |
| | <u>\$ 2,318</u> | <u>\$ 163</u> | <u>\$ 2,394</u> |

UNIVERSITY OF MICHIGAN

Management's Discussion and Analysis (Unaudited)--Continued

The University utilizes commercial paper, backed by a general revenue pledge, to provide interim financing for its capital improvement program. Outstanding commercial paper is converted to long-term debt financing as appropriate, within the normal course of business. Outstanding bonds are also supported by the University's general revenue pledge.

During 2019, the University issued \$227 million of general revenue bonds with a net original issue premium of \$33 million, which included \$210 million of fixed rate, tax-exempt bonds, and \$17 million of fixed rate, taxable bonds. Total bond proceeds of \$260 million were utilized to refund existing bonds of \$84 million and provide \$176 million for capital projects and debt issuance costs.

During 2018, the University issued \$138 million of fixed rate, tax-exempt, general revenue bonds with a net original issue premium of \$19 million. Total bond proceeds of \$157 million, were utilized for capital projects and debt issuance costs.

The composition of the University's debt at June 30 is summarized as follows:

| | 2019 | 2018 (in millions) | 2017 |
|------------------|-----------------|-----------------------|-----------------|
| Variable rate: | | | |
| Commercial paper | \$ 145 | \$ 158 | \$ 161 |
| Bonds | 566 | 580 | 602 |
| Fixed rate bonds | 1,764 | 1,656 | 1,553 |
| Other | | | 2 |
| | <u>\$ 2,475</u> | <u>\$ 2,394</u> | <u>\$ 2,318</u> |

A significant portion of the University's variable rate bonds are subject to remarketing and, in accordance with GASB requirements, such debt is classified as current unless supported by liquidity arrangements such as lines of credit or standby bond purchase agreements, which could refinance the debt on a long-term basis. In the event that variable rate bonds are put back to the University by the debt holder, management believes that the University's strong credit rating will ensure that the bonds will be remarketed within a reasonable period of time. In addition, the University utilizes remarketing agents to achieve a wide distribution of its variable rate bonds.

While fixed rate bonds typically have a higher effective rate of interest at the date of issuance as compared to variable rate bonds, they reduce the volatility of required debt service payments and do not require liquidity support, such as lines of credit, standby bond purchase agreements or internal liquidity.

Effective interest rates averaged 3.0 percent and 2.9 percent in 2019 and 2018, respectively, including the federal subsidies for interest on taxable Build America Bonds. Interest expense net of federal subsidies received for interest on taxable Build America Bonds and interest capitalized during construction totaled \$74 million and \$66 million in 2019 and 2018, respectively.

UNIVERSITY OF MICHIGAN

Management's Discussion and Analysis (Unaudited)--Continued

Obligations for Postemployment Benefits

Using current actuarial assumptions, and presuming a continuation of the current level of benefits, the University's obligations for postemployment benefits totaled \$3.1 billion at June 30, 2019, as compared to \$3.3 billion and \$3.2 billion at June 30, 2018 and 2017, respectively. The decrease in the reported liability at June 30, 2019 was driven primarily by an increase in the discount rate and a reduction in the expected health care claims cost due to favorable experience. The increase in the reported liability at June 30, 2018, was driven primarily by the recognition of additional service cost and interest expense, offset somewhat by an increase in the discount rate used in developing the valuation. Since a portion of retiree medical services will be provided by the University's health system, this liability is net of the related margin and fixed costs associated with providing those services which totaled \$580 million, \$611 million and \$674 million at June 30, 2019, 2018 and 2017, respectively.

By implementing a series of health benefit initiatives over the past several years, the University has favorably impacted its total liability for postemployment benefits by \$1.4 billion at June 30, 2019. These initiatives have included cost sharing changes, elimination of Medicare Part B reimbursements for certain retirees and the adjustment of retirement eligibility criteria.

UNIVERSITY OF MICHIGAN

Management's Discussion and Analysis (Unaudited)--Continued

Net Position

Net position represents the residual interest in the University's assets and deferred outflows after liabilities and deferred inflows are deducted. The composition of the University's net position at June 30 is summarized as follows:

| | 2019 | 2018 (in millions) | 2017 |
|--|------------------|-----------------------|------------------|
| Net investment in capital assets | \$ 3,743 | \$ 3,722 | \$ 3,735 |
| Restricted: | | | |
| Nonexpendable: | | | |
| Permanent endowment corpus | 2,329 | 2,146 | 1,967 |
| Expendable: | | | |
| Net appreciation of permanent endowments | 2,144 | 2,068 | 1,829 |
| Funds functioning as endowment | 2,382 | 2,308 | 2,126 |
| Restricted for operations and other | 686 | 632 | 633 |
| Unrestricted | 3,520 | 3,405 | 3,071 |
| | <u>\$ 14,804</u> | <u>\$ 14,281</u> | <u>\$ 13,361</u> |

Net investment in capital assets represents the University's capital assets net of accumulated depreciation, outstanding principal balances of debt and capital lease liabilities, unexpended bond proceeds and deferred outflows associated with the acquisition, construction or improvement of those assets.

Restricted nonexpendable net position represents the historical value (corpus) of gifts to the University's permanent endowment funds. Restricted expendable net position is subject to externally imposed stipulations governing their use and includes net appreciation of permanent endowments, funds functioning as endowment and net position restricted for operations, facilities and student loan programs. Restricted expendable net position increased 4 percent, or \$204 million, to \$5.2 billion at June 30, 2019, as compared to an increase of 9 percent, or \$420 million, to \$5.0 billion at June 30, 2018. The increase experienced during both 2019 and 2018 was driven primarily by investment income and new gift activity.

Although unrestricted net position is not subject to externally imposed stipulations, substantially all of the University's unrestricted net position has been designated for various academic programs, research initiatives and capital projects. Unrestricted net position at June 30, 2019 totaled \$3.5 billion and included funds functioning as endowment of \$5.4 billion offset by unfunded obligations for postemployment benefits of \$3.2 billion. Unrestricted net position at June 30, 2018 totaled \$3.4 billion and included funds functioning as endowment of \$5.2 billion offset by unfunded obligations for postemployment benefits of \$3.1 billion. Unrestricted net position also includes other net resources which totaled \$1.3 billion at both June 30, 2019 and 2018.

UNIVERSITY OF MICHIGAN

Management's Discussion and Analysis (Unaudited)--Continued

Statement of Revenues, Expenses and Changes in Net Position

The statement of revenues, expenses and changes in net position presents the University's results of operations. In accordance with GASB reporting principles, revenues and expenses are classified as either operating or nonoperating. The University's revenues, expenses and changes in net position for the years ended June 30 are summarized as follows:

| | 2019 | 2018 (in millions) | 2017 |
|---|-------------|-----------------------|-------------|
| Operating revenues: | | | |
| Net student tuition and fees | \$ 1,366.5 | \$ 1,310.9 | \$ 1,240.6 |
| Sponsored programs | 1,266.4 | 1,229.4 | 1,180.2 |
| Patient care revenues, net | 4,845.1 | 4,438.7 | 4,200.1 |
| Other | 511.9 | 487.9 | 458.8 |
| | 7,989.9 | 7,466.9 | 7,079.7 |
| Operating expenses | 9,025.0 | 8,559.4 | 7,910.0 |
| Operating loss | (1,035.1) | (1,092.5) | (830.3) |
| Nonoperating and other revenues (expenses): | | | |
| State educational appropriations | 370.4 | 363.1 | 356.0 |
| Federal Pell grants | 51.2 | 49.2 | 43.8 |
| Private gifts for operating activities | 177.8 | 196.6 | 159.1 |
| Net investment income | 810.0 | 1,261.4 | 1,400.6 |
| Interest expense, net | (81.4) | (72.9) | (73.1) |
| Federal subsidies for interest on Build America Bonds | 7.0 | 7.4 | 7.5 |
| State capital appropriations | | 5.0 | 18.0 |
| Endowment and capital gifts and grants | 206.1 | 209.2 | 187.0 |
| Other | 16.9 | (6.1) | (6.9) |
| Nonoperating and other revenues, net | 1,558.0 | 2,012.9 | 2,092.0 |
| Increase in net position | 522.9 | 920.4 | 1,261.7 |
| Net position, beginning of year | 14,281.0 | 13,360.6 | 13,001.2 |
| Affiliation with Metro Health and adoption of GASB 75 and GASB 81 | | | (902.3) |
| Net position, beginning of year, as restated | 14,281.0 | 13,360.6 | 12,098.9 |
| Net position, end of year | \$ 14,803.9 | \$ 14,281.0 | \$ 13,360.6 |

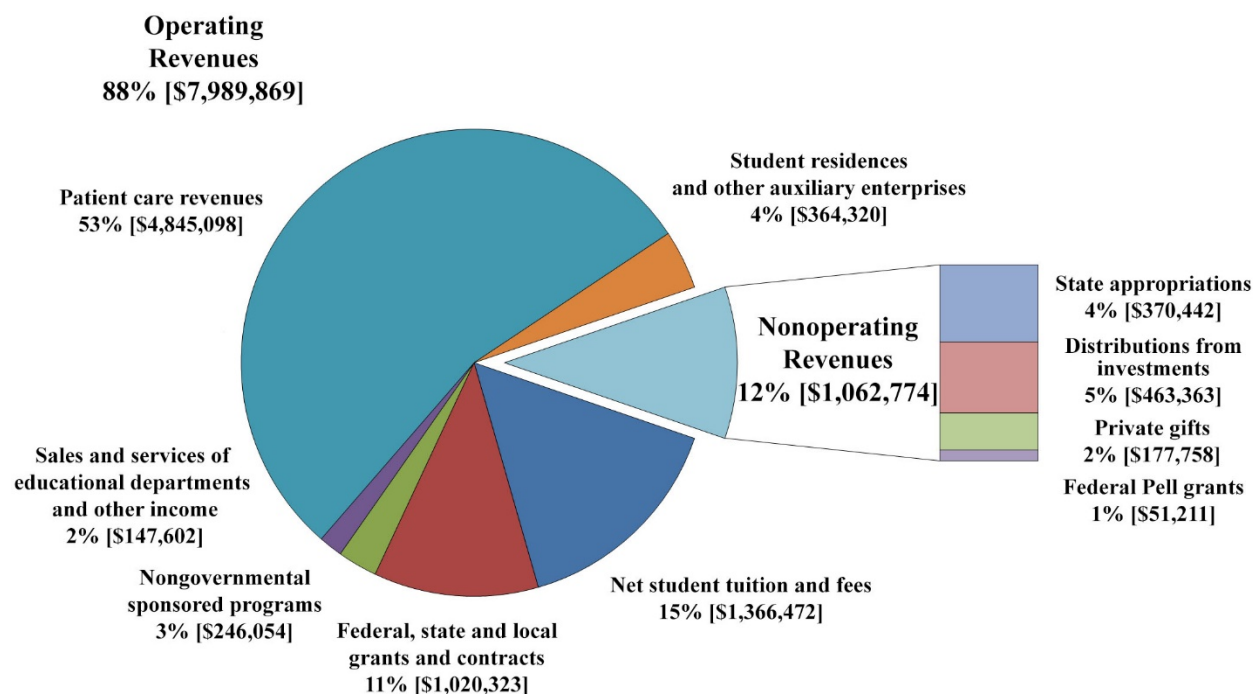
UNIVERSITY OF MICHIGAN

Management's Discussion and Analysis (Unaudited)--Continued

One of the University's greatest strengths is the diverse streams of revenue that supplement its student tuition and fees, including private support from individuals, foundations and corporations, along with government and other sponsored programs, state appropriations and investment income. The University continues to aggressively seek funding from all possible sources consistent with its mission in order to supplement student tuition and prudently manage the financial resources realized from these efforts to fund its operating activities, which include instruction, patient care and research.

The following is a graphic illustration of revenues by source, both operating and nonoperating, which are used to fund the University's operating activities for the year ended June 30, 2019 (amounts are presented in thousands of dollars). Certain recurring sources of the University's revenues are considered nonoperating, as defined by GASB, such as state appropriations, distributions from investments, private gifts and federal Pell grants.

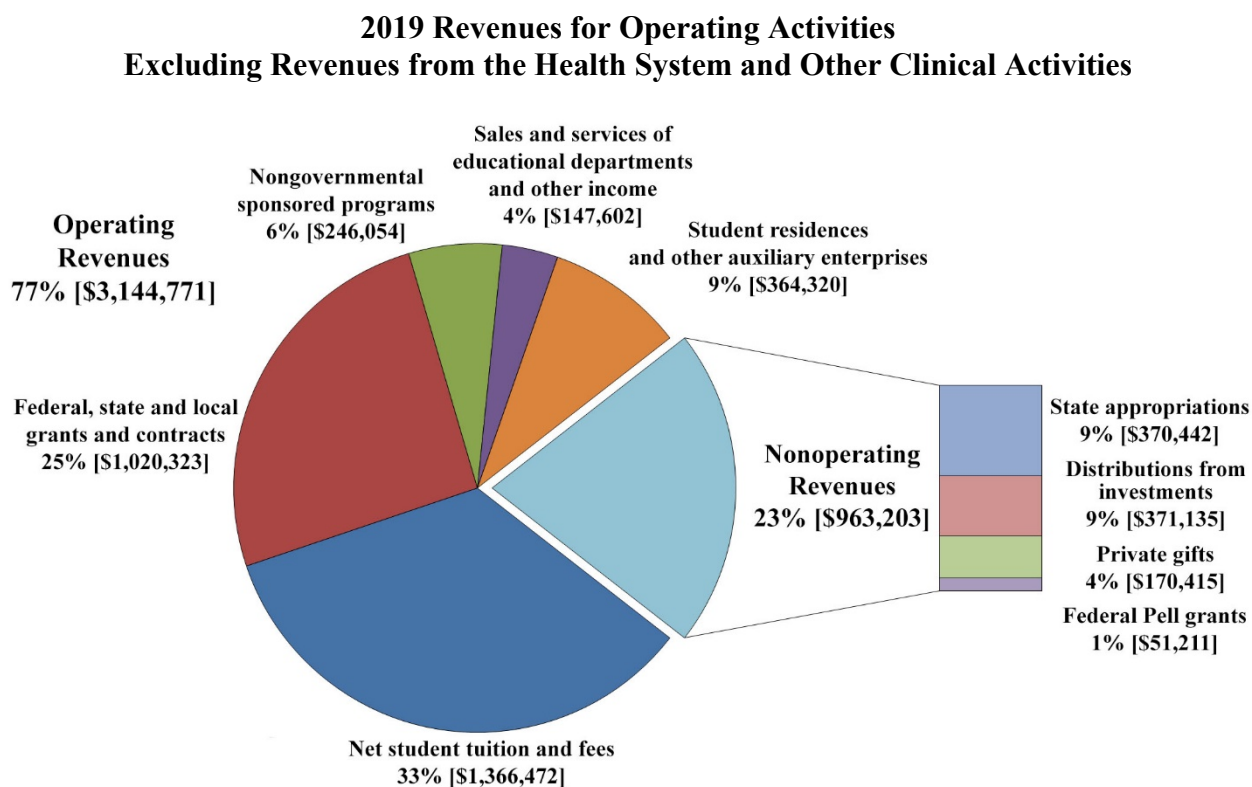
2019 Revenues for Operating Activities



UNIVERSITY OF MICHIGAN

Management's Discussion and Analysis (Unaudited)--Continued

The University measures its performance both for the University as a whole and for the University without its health system and other clinical activities. The exclusion of these activities allows a clearer view of the operations of the schools and colleges, as well as central administration. The following is a graphic illustration of University revenues by source, both operating and nonoperating, which are used to fund operating activities other than the health system and other clinical activities, for the year ended June 30, 2019 (amounts are presented in thousands of dollars).



Tuition and state appropriations are the primary sources of funding for the University's academic programs. There is a relationship between the growth or reduction in state support and the University's ability to restrain tuition fee increases. Together, net student tuition and fees and state educational appropriations increased 4 percent, or \$63 million, to \$1.74 billion in 2019, as compared to 5 percent, or \$77 million, to \$1.67 billion in 2018.

UNIVERSITY OF MICHIGAN

Management's Discussion and Analysis (Unaudited)--Continued

In 2019, the University's state educational appropriations increased 2 percent, or \$7 million, to \$370 million. In 2018, the University's state educational appropriations increased 2 percent, or \$7 million, to \$363 million.

For the years ended June 30, net student tuition and fees revenue consisted of the following components:

| | 2019 | 2018 | 2017 |
|-----------------------------|-------------------|-------------------|-------------------|
| | (in millions) | | |
| Student tuition and fees | \$ 1,812.5 | \$ 1,726.0 | \$ 1,616.6 |
| Less scholarship allowances | 446.0 | 415.1 | 376.0 |
| | <u>\$ 1,366.5</u> | <u>\$ 1,310.9</u> | <u>\$ 1,240.6</u> |

In 2019, net student tuition and fees revenue increased 4 percent, or \$56 million, to \$1.4 billion, which reflects an increase of 5 percent, or \$87 million, in gross student tuition and fees revenue offset by an increase of 7 percent, or \$31 million, in scholarship allowances. Tuition rate increases in 2019 were 2.9 percent for resident undergraduate students, 3.9 percent for nonresident undergraduate students and 3.3 percent for most graduate students on the Ann Arbor campus, with a 3.7 and 4.3 percent tuition rate increase for most resident undergraduate students on the Dearborn and Flint campuses, respectively. During 2019, the University experienced moderate growth in the number of students, as well as a shift in mix from resident to nonresident students.

In 2018, net student tuition and fees revenue increased 6 percent, or \$70 million, to \$1.3 billion, which reflects an increase of 7 percent, or \$109 million, in gross student tuition and fees revenue offset by an increase of 10 percent, or \$39 million, in scholarship allowances. Tuition rate increases in 2018 were 2.9 percent for resident undergraduate students, 4.5 percent for nonresident undergraduate students and 4.1 percent for most graduate students on the Ann Arbor campus, with a 3.7 and 4.1 percent tuition rate increase for most resident undergraduate students on the Dearborn and Flint campuses, respectively. During 2018, the University experienced moderate growth in the number of students, as well as a shift in mix from resident to nonresident students.

The University's tuition rate increases have consistently been among the lowest in the state, even in years of significant reductions in state appropriations, which reflects a commitment to affordable higher education for Michigan families. In addition, the University has increased scholarship and fellowship expenses and related allowances to benefit students in financial need. The University's long-term plan includes an ongoing commitment to cost containment and reallocating resources to the highest priorities to provide support for innovative new initiatives to maintain academic excellence and help students keep pace with the evolving needs of society.

UNIVERSITY OF MICHIGAN

Management's Discussion and Analysis (Unaudited)--Continued

While tuition and state appropriations fund a large percentage of University costs, private support is also essential to the University's academic distinction. Private gifts for other than capital and endowment purposes totaled \$178 million in 2019, as compared to \$197 million in 2018 and \$159 million in 2017.

The University receives revenues for sponsored programs from various government agencies and private sources, which normally provide for both direct and indirect costs to perform these sponsored activities, with a significant portion related to federal research. Revenues for sponsored programs increased 3 percent, or \$37 million, to \$1.3 billion in 2019, and 4 percent, or \$49 million, to \$1.2 billion in 2018, driven primarily by increases in federally sponsored activity during these periods.

Patient care revenues are principally generated within the University's hospitals and ambulatory care facilities. Patient care revenues increased 9 percent, or \$406 million, to \$4.8 billion in 2019, due primarily to an increase in patient volume. Patient care revenues increased 6 percent, or \$239 million, to \$4.4 billion in 2018, resulting from growth in patient volume as well as an increase in revenue per patient case.

For the years ended June 30, patient care revenues by source are summarized as follows:

| | 2019 | 2018 | 2017 |
|--------------------------------------|-------------------|-------------------|-------------------|
| | (in millions) | | |
| University of Michigan Health System | \$ 4,212.4 | \$ 3,890.0 | \$ 3,694.7 |
| UM Health | 472.5 | 433.9 | 376.4 |
| Michigan Health Corporation | 39.1 | 17.9 | 18.4 |
| Other | 121.1 | 96.9 | 110.6 |
| | <u>\$ 4,845.1</u> | <u>\$ 4,438.7</u> | <u>\$ 4,200.1</u> |

The largest component of patient care revenues is generated by UMHS, a national leader in advanced patient care and comprehensive education of physicians and medical scientists. UMHS serves as the principal teaching facility for the University's Medical School and operates three hospitals with 1,043 licensed beds for acute care and psychiatric needs, as well as numerous ambulatory care centers, outpatient clinics and various other health care programs across the state. Substantially all physician services to UMHS patients are provided by the University's Medical School faculty. UMHS also provides educational and clinical opportunities to students of the University's Schools of Nursing, Dentistry, Social Work and Public Health, as well as the College of Pharmacy.

UNIVERSITY OF MICHIGAN

Management's Discussion and Analysis (Unaudited)--Continued

UM Health is a growing component of patient care activity and its revenues currently represent Metro Health, a community health care provider in west Michigan, which operates a hospital with 208 licensed beds for acute care, as well as neighborhood outpatient clinics and a growing network of specialty services. The University's affiliation with Metro Health positions UM Health to expand research capabilities, primary care, specialty services and the use of complex medical technologies.

Michigan Health Corporation generates revenue through its various joint venture and managed care initiatives, which provide services to patients including dialysis and other health services.

Other patient care revenues include amounts received from governmental and commercial payers associated with initiatives designed to improve accessibility and quality of care for patients, services provided by physicians working at facilities outside of the University and ambulatory care services provided by University Health Service, the School of Dentistry and the School of Nursing.

Contractual arrangements with governmental payers (Medicare and Medicaid) and private insurers impact patient care revenues. In 2019, the University realized payment rate increases from the majority of private insurers and governmental payers as compared to 2018. The distribution of net patient care service revenue by primary payer source for the years ended June 30 is summarized as follows:

| | 2019 | 2018 | 2017 |
|------------|------|------|------|
| Medicare | 26% | 26% | 26% |
| Medicaid | 12% | 12% | 11% |
| Blue Cross | 38% | 38% | 34% |
| Other | 24% | 24% | 29% |

Net investment income totaled \$810 million in 2019 as compared to \$1.3 billion in 2018 and \$1.4 billion in 2017. The investment environment in 2019 was similar to that of 2018, but with increased volatility in the U.S. public equity markets as well as a more challenging landscape in the world equity markets. For 2019, the alternative asset class performance was relatively strong returning 11 percent. Leaders in this asset class included venture capital and private equity, which returned 24 percent and 10 percent, respectively. This compares to 2018 when the U.S. public equity markets were strong, as were alternative asset classes such as private equity and venture capital, which both returned 20 percent. In 2017, returns were strong in all asset classes including equity securities, as well as the alternative asset class where private equity and natural resources had the highest returns at 17 percent.

UNIVERSITY OF MICHIGAN

Management's Discussion and Analysis (Unaudited)--Continued

State capital appropriations help the University improve its academic buildings. Recent capital outlays have supported renovations of the George Granger Brown Memorial Laboratories on the Ann Arbor campus, the Science Building and Computer Information Science Building on the Dearborn campus and the William R. Murchie Science Building on the Flint campus.

Gifts and grants for endowment and capital purposes continue to be a significant part of sustaining the University's excellence. Private gifts for permanent endowment purposes totaled \$176 million in 2019, as compared to \$169 million and \$143 million in 2018 and 2017, respectively. Capital gifts and grants totaled \$30 million in 2019, as compared to \$40 million and \$44 million in 2018 and 2017, respectively. In recent years, major gifts have been received in support of the University's wide-ranging capital initiatives which include the health system, Ross School of Business, College of Engineering and Intercollegiate Athletics.

In addition to revenue diversification, the University continues to make cost containment an ongoing priority. This is necessary as the University faces significant financial pressures, particularly in the areas of compensation and benefits, which represent 63 percent of total expenses, as well as in the areas of energy, technology and ongoing maintenance of facilities and infrastructure.

The University's expenses for the years ended June 30 are summarized as follows (amounts in millions):

| | 2019 | | 2018 | | 2017 | |
|------------------------------|------------|------|------------|------|------------|------|
| Operating: | | | | | | |
| Compensation and benefits | \$ 5,769.0 | 63% | \$ 5,431.4 | 63% | \$ 5,064.4 | 63% |
| Supplies and services | 2,523.8 | 28 | 2,402.6 | 27 | 2,164.0 | 27 |
| Depreciation | 567.8 | 6 | 568.7 | 7 | 537.7 | 7 |
| Scholarships and fellowships | 164.4 | 2 | 156.7 | 2 | 143.9 | 2 |
| | 9,025.0 | 99 | 8,559.4 | 99 | 7,910.0 | 99 |
| Nonoperating: | | | | | | |
| Interest, net | 74.4 | 1 | 65.5 | 1 | 65.6 | 1 |
| | \$ 9,099.4 | 100% | \$ 8,624.9 | 100% | \$ 7,975.6 | 100% |

The University is committed to recruiting and retaining outstanding faculty and staff and the compensation package is one way to successfully compete with peer institutions and nonacademic employers. Compensation and benefits increased 6 percent, or \$338 million, to \$5.8 billion in 2019 as compared to 7 percent, or \$367 million, to \$5.4 billion in 2018. Of the 2019 increase, compensation increased 6 percent, or \$257 million, to \$4.4 billion, driven primarily by increases in staffing levels resulting from patient activity and capacity expansion

UNIVERSITY OF MICHIGAN

Management's Discussion and Analysis (Unaudited)--Continued

within the University's health system, and employee benefits increased 6 percent, or \$81 million, to \$1.4 billion, resulting from an increase in prescription drug costs as well as activity associated with the University's postemployment benefits obligations. For 2018, compensation increased 6 percent, to \$4.1 billion, and benefits increased 10 percent, to \$1.3 billion.

The University faces external and industry realities that put significant pressure on its ability to reduce compensation costs while remaining competitive. To help address this risk, the University continues to review components of its existing benefits program to find opportunities for potential savings without compromising the ability to offer competitive benefits to all faculty and staff.

Health care benefits are one of the most significant employee benefits. Over the past several years, the University has implemented initiatives to better control its rate of cost increase, encourage employees to choose the lowest cost health care plan that meets their needs and share a larger portion of health care cost increases with employees. These initiatives reflect the reality of the national landscape, while remaining true to the commitment we make to our employees for a robust benefits package. Careful stewardship of our health benefit plans, including the use of wellness initiatives, helps maintain our competitive position while preserving funding for the University's core mission.

During 2013, the University began to implement changes to eligibility requirements and the University contribution to retiree health benefits that were announced in 2011. These changes were recommended by a committee that evaluated ways to maintain competitive retiree health benefits while helping address the acceleration of future costs, and are being phased in over eight years in order to assist current employees with the transition.

Compared to most employers, the University is in a unique position to utilize internal experts to advise and guide its health care and drug plans. For example, the Pharmacy Benefits Advisory Committee, which consists of internal experts including health system physicians, College of Pharmacy faculty and on-staff pharmacists, monitors the safety and effectiveness of covered medications and guides appropriate prescribing, dispensing and cost effective use of prescription drugs. In addition, the University utilizes its nationally recognized health policy experts to guide future health plan strategies.

Supplies and services expenses increased 5 percent, or \$121 million, to \$2.5 billion in 2019 as compared to an increase of 11 percent, or \$239 million, to \$2.4 billion in 2018. These increases reflect the growth in patient care related expenses including higher costs of prescription drugs and infusion treatments, as well as costs associated with significant capital projects.

UNIVERSITY OF MICHIGAN

Management's Discussion and Analysis (Unaudited)--Continued

Depreciation expense decreased less than 1 percent, or \$850,000, to \$568 million in 2019, as compared to an increase of 6 percent, or \$31 million, to \$569 million in 2018. The decrease in depreciation expense is primarily related to a \$25 million impairment charge recorded in 2018 associated with certain components of Metro Health's hospital facilities. Capital assets placed in service during 2019 include the Brighton Center for Specialty Care, North Campus Recreation Building renovation and the William Monroe Trotter Multicultural Center. Capital assets placed in service during 2018 include the Biological Science Building, Weiser Hall renovation, West Ann Arbor Health Center, Clinical Pathology renovation and relocation, and Athletics South Competition and Performance Project.

In addition to their natural (object) classification, it is also informative to review operating expenses by function. The University's expenses by functional classification for the years ended June 30 are summarized as follows (amounts in millions):

| | 2019 | | 2018 | | 2017 | |
|-------------------------------------|------------|------|------------|------|------------|------|
| Operating: | | | | | | |
| Instruction | \$ 1,195.2 | 13% | \$ 1,153.2 | 13% | \$ 1,099.8 | 14% |
| Research | 857.6 | 10 | 823.6 | 10 | 803.5 | 10 |
| Public service | 208.7 | 2 | 211.5 | 2 | 187.8 | 2 |
| Institutional and academic support | 767.0 | 8 | 681.0 | 8 | 646.7 | 8 |
| Auxiliary enterprises: | | | | | | |
| Patient care | 4,661.5 | 51 | 4,349.2 | 50 | 3,976.1 | 50 |
| Other | 251.2 | 3 | 264.6 | 3 | 198.1 | 2 |
| Operations and maintenance of plant | 351.6 | 4 | 350.9 | 4 | 316.4 | 4 |
| Depreciation | 567.8 | 6 | 568.7 | 7 | 537.7 | 7 |
| Scholarships and fellowships | 164.4 | 2 | 156.7 | 2 | 143.9 | 2 |
| | 9,025.0 | 99 | 8,559.4 | 99 | 7,910.0 | 99 |
| Nonoperating: | | | | | | |
| Interest, net | 74.4 | 1 | 65.5 | 1 | 65.6 | 1 |
| | \$ 9,099.4 | 100% | \$ 8,624.9 | 100% | \$ 7,975.6 | 100% |

Instruction expenses increased 4 percent, or \$42 million, in 2019, and 5 percent, or \$53 million, in 2018. This increase reflects the level of growth in the related revenue sources offset by cost containment efforts.

Research expenses increased 4 percent, or \$34 million, in 2019, and 3 percent, or \$20 million, in 2018. The increase in 2019 reflects the strength of the University's research enterprise, in spite of continued pressure on federal funding and intense competition for research dollars. To measure its total volume of research expenditures, the University considers research expenses included in the above table, as well as research related facilities and administrative expenses, research initiative and start-up expenses and research equipment purchases. These amounts totaled \$1.62 billion, \$1.55 billion and \$1.48 billion in 2019, 2018 and 2017, respectively.

UNIVERSITY OF MICHIGAN

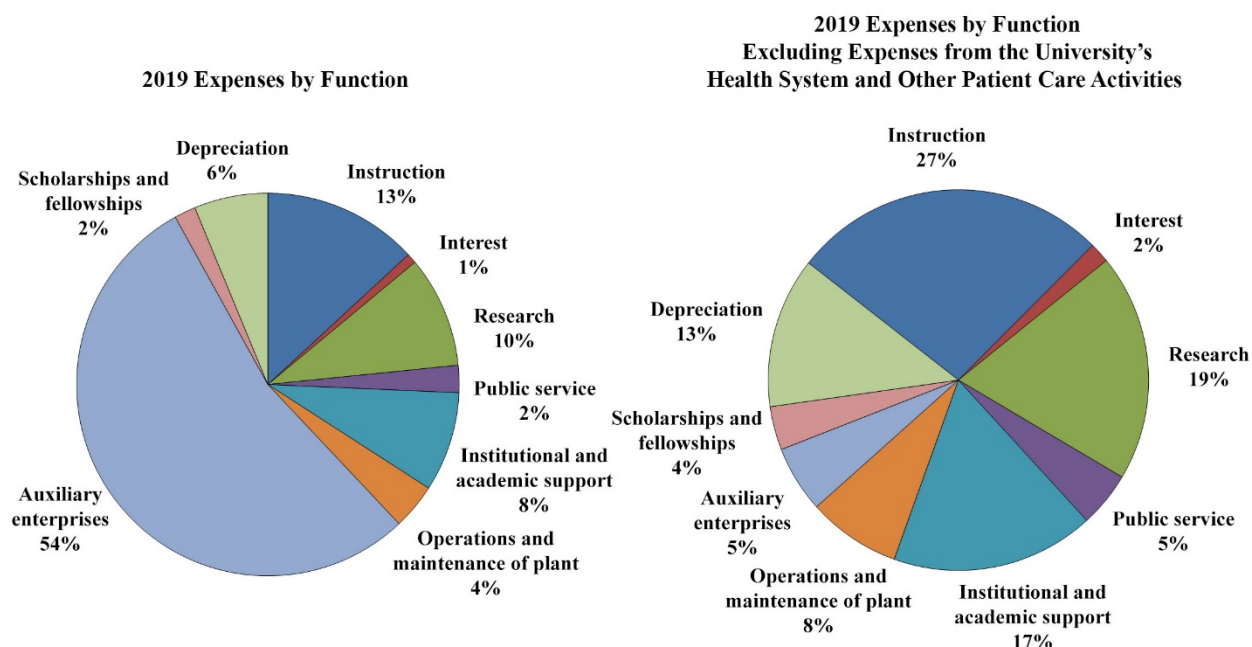
Management's Discussion and Analysis (Unaudited)--Continued

Patient care expenses increased 7 percent, or \$312 million, in 2019, and 9 percent, or \$373 million, in 2018, and reflect the impact of additional patient activity and capacity expansion. Increased compensation expense related to patient care includes both growth in staff levels and wage increases. Increased medical supplies expense results from higher patient activity levels, new information technology initiatives and the rising cost of pharmaceuticals.

Scholarships and fellowships provided to students totaled \$635 million in 2019, as compared to \$596 million in 2018 and \$543 million in 2017, an increase of 17 percent over the past two years. Tuition, housing and fees revenues are reported net of aid applied to students' accounts, while amounts paid directly to students are reported as scholarship and fellowship expenses. Scholarships and fellowships for the years ended June 30 are summarized as follows:

| | 2019 | 2018 | 2017 |
|-------------------------------|-----------------|-----------------|-----------------|
| | (in millions) | | |
| Paid directly to students | \$ 164.4 | \$ 156.7 | \$ 143.9 |
| Applied to tuition and fees | 446.0 | 415.1 | 376.0 |
| Applied to University Housing | 24.2 | 23.8 | 22.7 |
| | <u>\$ 634.6</u> | <u>\$ 595.6</u> | <u>\$ 542.6</u> |

The following graphic illustrations present total expenses by function, with and without the University's health system and other patient care activities:



UNIVERSITY OF MICHIGAN

Management's Discussion and Analysis (Unaudited)--Continued

Statement of Cash Flows

The statement of cash flows provides additional information about the University's financial results by reporting the major sources and uses of cash. The University's cash flows for the years ended June 30 are summarized as follows:

| | 2019 | 2018 (in millions) | 2017 |
|---|------------|-----------------------|------------|
| Cash received from operations | \$ 7,965.9 | \$ 7,505.7 | \$ 7,103.6 |
| Cash expended for operations | (8,283.8) | (7,916.8) | (7,277.3) |
| Net cash used in operating activities | (317.9) | (411.1) | (173.7) |
| Net cash provided by noncapital financing activities | 767.7 | 732.7 | 715.5 |
| Net cash used in capital and related financing activities | (597.2) | (592.6) | (497.9) |
| Net cash provided by (used in) investing activities | 411.3 | 299.3 | (278.4) |
| Net increase (decrease) in cash and cash equivalents | 263.9 | 28.3 | (234.5) |
| Cash and cash equivalents, beginning of year | 133.4 | 105.1 | 285.8 |
| Affiliation with Metro Health | | | 53.8 |
| Cash and cash equivalents, beginning of year, as restated | 133.4 | 105.1 | 339.6 |
| Cash and cash equivalents, end of year | \$ 397.3 | \$ 133.4 | \$ 105.1 |

Cash received from operations primarily consists of student tuition, sponsored program grants and contracts, and patient care revenues. Significant sources of cash provided by noncapital financing activities, as defined by GASB, include state appropriations, federal Pell grants and private gifts used to fund operating activities.

Economic Factors That May Affect the Future

The University maintains the highest credit ratings of S&P Global (AAA) and Moody's (Aaa). Achieving and maintaining the highest credit ratings provides the University with significant flexibility in securing capital funds on the most competitive terms. This flexibility, along with ongoing efforts toward revenue diversification and cost containment, will enable the University to provide the necessary resources to support a consistent level of excellence in service to students, patients, the research community, the state and the nation.

UNIVERSITY OF MICHIGAN

Management's Discussion and Analysis (Unaudited)--Continued

A crucial element to the University's future continues to be a strong relationship with the state of Michigan. Historically, there has been a connection between the growth, or reduction, of state support and the University's ability to control tuition increases. Over the past several years, the University has successfully addressed the realities of the state's challenging economy and, pursuant to a long-range plan, continues to work relentlessly to cut and mitigate operational costs in order to remain affordable and preserve access, while protecting the academic enterprise.

The University's budget for 2020 anticipates a 1.5 percent increase in state educational appropriations, a 1.9 percent tuition rate increase for Ann Arbor campus resident undergraduates and a 11.2 percent increase in centrally awarded financial aid. Nonresident undergraduate tuition rates will increase 3.7 percent, while most graduate and professional rates will increase 3.2 percent. Resident undergraduate tuition rates on the Dearborn and Flint campuses will increase 3.2 percent and 5.0 percent, respectively.

The University continues to execute its long-range plan to maintain, modernize and expand its complement of older facilities while adding key new facilities for instruction, research, patient care, athletics and residential life. This strategy addresses the University's growth and the continuing effects of technology on teaching, research and clinical activities. Authorized costs to complete construction and other projects totaled \$906 million at June 30, 2019. Funding for these projects is anticipated to include \$726 million from internal sources, gifts, grants and future borrowings, \$89 million from the State Building Authority and \$91 million from the utilization of unexpended bond proceeds. In September 2019, the Board of Regents approved plans for the construction of a 690,000 square foot clinical inpatient tower with an estimated cost of \$920 million and an expected completion date of fall 2024.

The University's health system continues its strategy to expand access to patients, locally and on a statewide basis. In addition to strategic capital and technological investments, the University's health system is also focusing on clinical affiliation arrangements and population management programs designed to expand community access and improve patient, family and provider experiences across the continuum of care. The affiliation arrangements are also expected to enhance clinical research, physician recruitment and support services.

UNIVERSITY OF MICHIGAN

Management's Discussion and Analysis (Unaudited)--Continued

While the University's health system is well positioned to maintain a strong financial condition in the near term, ongoing constraints on revenue are expected due to fiscal pressures from employers and federal and state governments. Lawmakers continue to discuss Medicare and Medicaid changes which may target graduate medical education-related payments and could result in a significant impact on teaching hospitals. In addition, private insurance and managed care contracts historically provide for annual increases in reimbursement rates that met or exceeded the rate of inflation; however, there can be no assurance that such trends will continue. Management believes that much of the payment pressure can be offset by growth in patient volume and continued efforts to contain certain costs.

The University will continue to employ its long-term investment strategy to maximize total returns, at an appropriate level of risk, while utilizing a spending rate policy to preserve endowment capital and insulate the University's operations from temporary market volatility.

As a labor-intensive organization, the University faces competitive pressures related to attracting and retaining faculty and staff. Moreover, consistent with the national landscape, the University also faces rising costs of health benefits for its employees and retirees. The University has successfully taken and will continue to take proactive steps to respond to these challenges while protecting the quality of the overall benefits package.

A portion of the University's labor force is unionized, with negotiated labor agreements defining terms and conditions of employment. Changes in relations with unions and represented employees, including the negotiation of new agreements, could have a material effect on the University.

While it is not possible to predict the ultimate results, management believes that the University's financial position will remain strong.

UNIVERSITY OF MICHIGAN

Consolidated Statement of Net Position

| | June 30, | |
|---|----------------------|----------------------|
| | 2019 | 2018 |
| | (in thousands) | |
| Assets and Deferred Outflows | | |
| Current Assets: | | |
| Cash and cash equivalents | \$ 397,279 | \$ 133,365 |
| Investments for operating activities | 882,303 | 1,117,063 |
| Investments for capital activities | 594,681 | 533,855 |
| Investments for student loan activities | 74,365 | 57,135 |
| Accounts receivable, net | 714,621 | 666,811 |
| Current portion of notes and pledges receivable, net | 80,035 | 79,765 |
| Current portion of prepaid expenses and other assets | 158,320 | 125,159 |
| Cash collateral held by agent | 29,485 | 29,727 |
| Total Current Assets | 2,931,089 | 2,742,880 |
| Noncurrent Assets: | | |
| Unexpended bond proceeds | 90,813 | 82,797 |
| Endowment, life income and other investments | 12,834,065 | 12,305,228 |
| Notes and pledges receivable, net | 301,427 | 336,870 |
| Prepaid expenses and other assets | 107,303 | 90,618 |
| Capital assets, net | 6,226,969 | 6,120,997 |
| Total Noncurrent Assets | 19,560,577 | 18,936,510 |
| Total Assets | 22,491,666 | 21,679,390 |
| Deferred Outflows | 371,574 | 383,589 |
| Total Assets and Deferred Outflows | \$ 22,863,240 | \$ 22,062,979 |
| Liabilities, Deferred Inflows and Net Position | | |
| Current Liabilities: | | |
| Accounts payable | \$ 293,728 | \$ 290,563 |
| Accrued compensation and other | 508,597 | 451,458 |
| Unearned revenue | 312,092 | 306,803 |
| Current portion of insurance and benefits reserves | 104,235 | 98,159 |
| Current portion of obligations for postemployment benefits | 87,712 | 87,638 |
| Commercial paper and current portion of bonds payable | 232,095 | 237,371 |
| Long-term bonds payable subject to remarketing, net | 133,616 | 195,552 |
| Collateral held for securities lending | 29,485 | 29,727 |
| Deposits of affiliates and others | 52,296 | 77,422 |
| Total Current Liabilities | 1,753,856 | 1,774,693 |
| Noncurrent Liabilities: | | |
| Accrued compensation | 34,126 | 40,682 |
| Insurance and benefits reserves | 127,677 | 137,003 |
| Obligations for defined benefit pension plan, net | (2,918) | (3,823) |
| Obligations for postemployment benefits | 3,026,343 | 3,216,102 |
| Obligations under life income agreements | 74,516 | 74,180 |
| Government loan advances | 83,542 | 81,510 |
| Bonds payable | 2,109,317 | 1,961,085 |
| Deposits of affiliates and other | 332,850 | 307,210 |
| Total Noncurrent Liabilities | 5,785,453 | 5,813,949 |
| Total Liabilities | 7,539,309 | 7,588,642 |
| Deferred Inflows | 520,023 | 193,292 |
| Net Position: | | |
| Net investment in capital assets | 3,742,630 | 3,722,086 |
| Restricted: | | |
| Nonexpendable | 2,328,667 | 2,146,358 |
| Expendable | 5,212,557 | 5,007,324 |
| Unrestricted | 3,520,054 | 3,405,277 |
| Total Net Position | 14,803,908 | 14,281,045 |
| Total Liabilities, Deferred Inflows and Net Position | \$ 22,863,240 | \$ 22,062,979 |

The accompanying notes are an integral part of the consolidated financial statements.

UNIVERSITY OF MICHIGAN

**Consolidated Statement of Revenues, Expenses
and Changes in Net Position**

| | Year Ended June 30, | |
|--|----------------------------|----------------------|
| | 2019 | 2018 |
| | (in thousands) | |
| Operating Revenues | | |
| Student tuition and fees | \$ 1,812,466 | \$ 1,726,033 |
| Less scholarship allowances | 445,994 | 415,092 |
| Net student tuition and fees | 1,366,472 | 1,310,941 |
| Federal grants and contracts | 1,006,368 | 982,143 |
| State and local grants and contracts | 13,955 | 13,304 |
| Nongovernmental sponsored programs | 246,054 | 233,919 |
| Sales and services of educational departments | 145,070 | 140,139 |
| Auxiliary enterprises: | | |
| Patient care revenues (net of provision for bad debts of \$137,660 in 2019 and \$128,747 in 2018) | 4,845,098 | 4,438,744 |
| Student residence fees (net of scholarship allowances of \$24,226 in 2019 and \$23,814 in 2018) | 120,122 | 117,866 |
| Other revenues | 244,198 | 227,288 |
| Student loan interest income and fees | 2,532 | 2,537 |
| Total Operating Revenues | 7,989,869 | 7,466,881 |
| Operating Expenses | | |
| Compensation and benefits | 5,768,951 | 5,431,392 |
| Supplies and services | 2,523,804 | 2,402,592 |
| Depreciation | 567,857 | 568,707 |
| Scholarships and fellowships | 164,428 | 156,738 |
| Total Operating Expenses | 9,025,040 | 8,559,429 |
| Operating Loss | (1,035,171) | (1,092,548) |
| Nonoperating Revenues (Expenses) | | |
| State educational appropriations | 370,442 | 363,074 |
| Federal Pell grants | 51,211 | 49,190 |
| Private gifts for other than capital and endowment purposes | 177,758 | 196,639 |
| Net investment income | 809,997 | 1,261,443 |
| Interest expense, net | (81,372) | (72,905) |
| Federal subsidies for interest on Build America Bonds | 6,961 | 7,451 |
| Total Nonoperating Revenues, Net | 1,334,997 | 1,804,892 |
| Income Before Other Revenues (Expenses) | 299,826 | 712,344 |
| Other Revenues (Expenses) | | |
| State capital appropriations | | 4,978 |
| Capital gifts and grants | 29,884 | 39,835 |
| Private gifts for permanent endowment purposes | 176,210 | 169,337 |
| Other | 16,943 | (6,104) |
| Total Other Revenues, Net | 223,037 | 208,046 |
| Increase in Net Position | 522,863 | 920,390 |
| Net Position, Beginning of Year | 14,281,045 | 13,360,655 |
| Net Position, End of Year | \$ 14,803,908 | \$ 14,281,045 |

The accompanying notes are an integral part of the consolidated financial statements.

UNIVERSITY OF MICHIGAN

Consolidated Statement of Cash Flows

| | Year Ended June 30, | |
|---|---------------------|-------------------|
| | 2019 | 2018 |
| | (in thousands) | |
| Cash Flows from Operating Activities | | |
| Student tuition and fees | \$ 1,365,386 | \$ 1,314,268 |
| Federal, state and local grants and contracts | 1,016,393 | 973,815 |
| Nongovernmental sponsored programs | 242,527 | 250,617 |
| Sales and services of educational departments and other | 388,016 | 394,892 |
| Patient care revenues | 4,812,476 | 4,431,064 |
| Student residence fees | 118,862 | 118,192 |
| Payments to employees | (4,352,547) | (4,108,246) |
| Payments for benefits | (1,239,145) | (1,157,316) |
| Payments to suppliers | (2,520,758) | (2,478,042) |
| Payments for scholarships and fellowships | (164,428) | (156,738) |
| Student loans issued | (6,940) | (16,453) |
| Student loans collected | 19,716 | 20,328 |
| Student loan interest and fees collected | 2,532 | 2,537 |
| Net Cash Used in Operating Activities | (317,910) | (411,082) |
| Cash Flows from Noncapital Financing Activities | | |
| State educational appropriations | 369,103 | 361,787 |
| Federal Pell grants | 51,211 | 49,190 |
| Private gifts and other receipts | 350,112 | 317,215 |
| Student direct lending receipts | 280,307 | 298,011 |
| Student direct lending disbursements | (279,638) | (301,194) |
| Amounts received for annuity and life income funds | 6,442 | 16,878 |
| Amounts paid to annuitants and life beneficiaries and related expenses | (9,828) | (9,186) |
| Net Cash Provided by Noncapital Financing Activities | 767,709 | 732,701 |
| Cash Flows from Capital and Related Financing Activities | | |
| State capital appropriations | 1,217 | 4,968 |
| Private gifts and other receipts | 46,264 | 47,655 |
| Proceeds from issuance of capital debt | 260,034 | 163,328 |
| Principal payments on capital debt | (164,553) | (75,918) |
| Interest payments on capital debt | (94,202) | (82,096) |
| Federal subsidies for Build America Bonds interest | 3,696 | 7,413 |
| Payments for bond refunding and related costs | (791) | (526) |
| Purchases of capital assets | (677,883) | (658,839) |
| Proceeds from sales of capital assets | 28,996 | 1,329 |
| Net Cash Used in Capital and Related Financing Activities | (597,222) | (592,686) |
| Cash Flows from Investing Activities | | |
| Interest and dividends on investments, net | 52,846 | 51,985 |
| Proceeds from sales and maturities of investments | 6,172,854 | 5,477,448 |
| Purchases of investments | (5,841,764) | (5,119,195) |
| Net (increase) decrease in unexpended capital debt proceeds | (8,016) | 15,658 |
| Net decrease (increase) in cash equivalents from noncurrent investments | 60,971 | (126,745) |
| Net (decrease) increase in deposits of affiliates and other | (25,554) | 154 |
| Net Cash Provided by Investing Activities | 411,337 | 299,305 |
| Net Increase in Cash and Cash Equivalents | 263,914 | 28,238 |
| Cash and Cash Equivalents, Beginning of Year | 133,365 | 105,127 |
| Cash and Cash Equivalents, End of Year | \$ 397,279 | \$ 133,365 |

The accompanying notes are an integral part of the consolidated financial statements.

UNIVERSITY OF MICHIGAN

Consolidated Statement of Cash Flows--Continued

| | Year Ended June 30, | |
|---|----------------------------|----------------|
| | 2019 | 2018 |
| | (in thousands) | |
| Reconciliation of Operating Loss to Net Cash Used in Operating Activities: | | |
| Operating loss | \$ (1,035,171) | \$ (1,092,548) |
| Adjustments to reconcile operating loss to net cash used in operating activities: | | |
| Depreciation expense | 567,857 | 568,707 |
| Changes in assets and liabilities: | | |
| Accounts receivable, net | (35,743) | (21,468) |
| Prepaid expenses and other assets | (26,249) | (65,680) |
| Accounts payable | 4,052 | (32,228) |
| Accrued compensation and other | 24,027 | 6,106 |
| Unearned revenue | 5,539 | 23,502 |
| Deposits of affiliates and others | 2,078 | |
| Insurance and benefits reserves | (3,250) | 21,127 |
| Obligations for defined benefit pension plan, net | 905 | (7,259) |
| Obligations for postemployment benefits | (189,685) | 105,413 |
| Deposits of affiliates and other | 32,240 | 20,345 |
| Changes in deferred outflows | 12,762 | (43,176) |
| Changes in deferred inflows | 322,728 | 106,077 |
| Net Cash Used in Operating Activities | \$ (317,910) | \$ (411,082) |

The accompanying notes are an integral part of the consolidated financial statements.

UNIVERSITY OF MICHIGAN

Notes to Consolidated Financial Statements

June 30, 2019 and 2018

Note 1--Organization and Summary of Significant Accounting Policies

Organization and Basis of Presentation: The University of Michigan (the “University”) is a state-supported institution with an enrollment of over 63,700 students on its three campuses. The financial statements include the individual schools, colleges and departments, the University of Michigan Health System (“UMHS”), Michigan Health Corporation (a wholly-owned corporation created for joint venture and managed care initiatives), UM Health (a wholly-owned corporation created to hold and develop the University’s statewide network of hospitals, hospital joint ventures and other hospital affiliations, currently consisting of Metropolitan Health Corporation) and Veritas Insurance Corporation (a wholly-owned captive insurance company). While the University is a political subdivision of the state of Michigan, it is not a component unit of the State in accordance with Governmental Accounting Standards Board (“GASB”) Statement No. 14, *The Financial Reporting Entity*. The University is classified as a state instrumentality under Internal Revenue Code Section 115 and a charitable organization under Internal Revenue Code Section 501(c)(3), and is therefore exempt from federal income taxes. Certain activities of the University may be subject to taxation as unrelated business income under Internal Revenue Code Sections 511 to 514.

The University reports as a special purpose government entity engaged primarily in business type activities, as defined by GASB, on the accrual basis. Business type activities are those that are financed in whole or in part by fees charged to external parties for goods or services.

The financial statements of all controlled organizations are included in the University’s financial statements; affiliated organizations that are not controlled by, and not dependent on the University, such as booster and alumni organizations, are not included.

UNIVERSITY OF MICHIGAN

Notes to Consolidated Financial Statements--Continued

Note 1--Organization and Summary of Significant Accounting Policies--Continued

Net position is categorized as:

- Net investment in capital assets: Capital assets, net of accumulated depreciation, outstanding principal balances of debt and capital lease liabilities, unexpended bond proceeds and deferred outflows associated with the acquisition, construction or improvement of those assets.
- Restricted:
 - Nonexpendable - Net position subject to externally imposed stipulations that it be maintained permanently. Such net position includes the corpus portion (historical value) of gifts to the University's permanent endowment funds and certain investment earnings stipulated by the donor to be reinvested permanently.
 - Expendable - Net position subject to externally imposed stipulations that can be fulfilled by actions of the University pursuant to those stipulations or that expire by the passage of time. Such net position includes net appreciation of the University's permanent endowment funds that have not been stipulated by the donor to be reinvested permanently.
- Unrestricted: Net position not subject to externally imposed stipulations. Unrestricted net position may be designated for specific purposes by action of management or the Board of Regents. Substantially all unrestricted net position is designated for various academic programs, research initiatives and capital projects.

Summary of Significant Accounting Policies: For purposes of the statement of cash flows, the University considers all highly liquid investments purchased with a maturity of three months or less, to be cash equivalents. Cash equivalents representing assets of the University's endowment, life income and other investments are included in noncurrent investments as these funds are not used for operating purposes.

Investments are reported in four categories in the statement of net position. Investments reported as endowment, life income and other investments are those funds invested in portfolios that are considered by management to be of a long duration. Investments for student loan and capital activities are those funds that are intended to be used for these specific activities. All other investments are reported as investments for operating activities.

UNIVERSITY OF MICHIGAN

Notes to Consolidated Financial Statements--Continued

Note 1--Organization and Summary of Significant Accounting Policies--Continued

GASB defines fair value and establishes a framework for measuring fair value that includes a three tiered hierarchy of valuation inputs, placing a priority on those which are observable in the market. Observable inputs reflect market data obtained from sources independent of the reporting entity and unobservable inputs reflect the University's own assumptions about how market participants would value an asset or liability based on the best information available. To the extent that valuation is based on models or inputs that are less observable or unobservable in the market, the determination of fair value requires more judgment. The three levels of inputs, of which the first two are considered observable and the last unobservable, are as follows:

- Level 1 - Quoted prices for identical assets or liabilities in active markets that can be accessed at the measurement date
- Level 2 - Other significant observable inputs, either direct or indirect, such as quoted prices for similar assets or liabilities in active markets; quoted prices for identical or similar assets or liabilities in markets that are not active; inputs other than quoted prices that are observable; or market corroborated inputs
- Level 3 - Unobservable inputs

GASB allows for the use of net asset value ("NAV") as a practical expedient to determine the fair value of nonmarketable investments if the NAV is calculated in a manner consistent with the Financial Accounting Standards Board's measurement principles for investment companies. Investments that use NAV in determining fair value are disclosed separately from the valuation hierarchy as presented in Note 2.

Investments in marketable securities are carried at fair value, as established by the major securities markets. Purchases and sales of investments are accounted for on the trade date basis. Investment income is recorded on the accrual basis. Realized and unrealized gains and losses are reported in investment income.

Investments in nonmarketable limited partnerships are carried at fair value, which is generally established using the NAV provided by the management of the investment partnerships at June 30, 2019 and 2018. The University may also adjust the fair value of these investments based on market conditions, specific redemption terms and restrictions, risk considerations and other factors. As these investments are not readily marketable, the estimated value is subject to uncertainty, and therefore, may differ from the value that would have been used had a ready market for the investments existed.

UNIVERSITY OF MICHIGAN

Notes to Consolidated Financial Statements--Continued

Note 1--Organization and Summary of Significant Accounting Policies--Continued

Investments denominated in foreign currencies are translated into U.S. dollar equivalents using year end spot foreign currency exchange rates. Purchases and sales of investments denominated in foreign currencies and related income are translated at spot exchange rates on the transaction dates.

Derivative instruments such as financial futures, forward foreign exchange contracts and interest rate swaps held in investment portfolios, are recorded on the contract date and are carried at fair value using listed price quotations or amounts that approximate fair value. To facilitate trading in financial futures, the University is required to post cash or securities to satisfy margin requirements of the exchange where such futures contracts are listed. The University monitors the required amount of cash and securities on deposit for financial futures transactions and withdraws or deposits cash or securities as necessary.

Accounts receivable are recorded net of an allowance for uncollectible accounts receivable. The allowance is based on management's judgment of potential uncollectible amounts, which includes such factors as historical experience and type of receivable.

The University receives pledges and bequests of financial support from corporations, foundations and individuals. Revenue is recognized when a pledge representing an unconditional promise to give is received and all eligibility requirements, including time requirements, have been met. In the absence of such a promise, revenue is recognized when the gift is received. Permanent endowment pledges do not meet eligibility requirements, as defined by GASB, and are not recorded as assets until the related gift is received.

Unconditional promises to give that are expected to be collected in future years are recorded at the present value of the estimated future cash flows. The discounts on these amounts are computed using risk-free interest rates applicable to the years in which the promises are made, commensurate with expected future payments. An allowance for uncollectible pledges receivable is provided based on management's judgment of potential uncollectible amounts and includes such factors as prior collection history, type of gift and nature of fundraising.

Capital assets are recorded at cost or, if donated, at acquisition value at the date of donation. Depreciation of capital assets is provided on a straight-line method over the estimated useful lives of the respective assets, which generally range from three to fifty years. The University does not capitalize works of art or historical treasures that are held for exhibition, education, research or public service. These collections are neither disposed of for financial gain nor encumbered in any way. Accordingly, such collections are not recognized or capitalized for financial statement purposes.

UNIVERSITY OF MICHIGAN

Notes to Consolidated Financial Statements--Continued

Note 1--Organization and Summary of Significant Accounting Policies--Continued

Deferred outflows represent the consumption of net assets attributable to a future period and are primarily associated with the University's obligations for postemployment benefits, debt and derivative activity, and the defined benefit pension plan for Metropolitan Health Corporation ("Metro Health").

Unearned revenue consists primarily of cash received from grant and contract sponsors which has not yet been earned under the terms of the agreement. Unearned revenue also includes amounts received in advance of an event, such as student tuition and advance ticket sales related to future fiscal years.

Deposits of affiliates and others represents cash and invested funds held by the University as a result of agency relationships with various groups. Noncurrent deposits of affiliates represents the portion of endowment and similar funds held by the University on behalf of others.

The University holds life income funds for beneficiaries of the pooled income fund, charitable remainder trusts and the gift annuity program. These funds generally pay lifetime income to beneficiaries, after which the principal is made available to the University in accordance with donor intentions. All life income fund assets, including those held in trust, are recorded at fair value. The present value of estimated future payments due to life income beneficiaries is recorded as a liability.

Deferred inflows represent the acquisition of net assets attributable to a future period and are associated with the University's obligations for postemployment benefits, Metro Health's defined benefit pension plan and irrevocable split-interest agreements.

For donor restricted endowments, the Uniform Prudent Management of Institutional Funds Act, as adopted in Michigan, permits the Board of Regents to appropriate amounts for endowment spending rule distributions as is considered prudent. The University's policy is to retain net realized and unrealized appreciation with the endowment after spending rule distributions. Net appreciation of permanent endowment funds, which totaled \$2,144,532,000 and \$2,067,392,000 at June 30, 2019 and 2018, respectively, is recorded in restricted expendable net position. The University's endowment spending rule is further discussed in Note 2.

Student tuition and residence fees are presented net of scholarships and fellowships applied to student accounts, while stipends and other payments made directly to students are presented as scholarship and fellowship expenses.

UNIVERSITY OF MICHIGAN

Notes to Consolidated Financial Statements--Continued

Note 1--Organization and Summary of Significant Accounting Policies--Continued

Patient care revenues are reported net of contractual allowances and bad debt expenses. Contractual allowances are estimated based on agreements with third-party payers that provide payments for patient care services at amounts different from established rates. These allowances are subject to the laws and regulations governing the federal and state programs and post-payment audits, and adjusted in future periods as final settlements are determined. Patient care services are primarily provided through the University's health system, which includes University Health Service, which offers health care services to students, faculty and staff, and Dental Faculty Associates, which offers dental care services performed by faculty dentists.

Patient care services are provided to patients who meet certain criteria under the University's charity care policies without charge or at amounts less than its established rates. Accordingly, charity care is not reported as revenue in the accompanying statement of revenues, expenses and changes in net position. Charges forgone for charity care services totaled \$78,370,000 and \$77,259,000 in 2019 and 2018, respectively.

Other auxiliary enterprise revenues primarily represent revenues generated by intercollegiate athletics, parking, student unions and student publications.

The University's policy for defining operating activities as reported on the statement of revenues, expenses and changes in net position are those that generally result from exchange transactions such as payments received for providing services and payments made for services or goods received. Nearly all of the University's expenses result from exchange transactions.

Certain significant revenue streams relied upon for operations result from nonexchange transactions and are recorded as nonoperating revenues including state appropriations, federal Pell grants, gifts and investment income.

The preparation of financial statements in conformity with accounting principles generally accepted in the United States of America requires management to make estimates and assumptions that affect amounts reported in the financial statements and accompanying notes. Actual results could differ from those estimates. The most significant areas that require management estimates relate to self-insurance and benefits obligations.

UNIVERSITY OF MICHIGAN

Notes to Consolidated Financial Statements--Continued

Note 2--Cash and Investments

Summary: The University maintains centralized management for substantially all of its cash and investments.

Working capital of individual University units is primarily invested in the University Investment Pool ("UIP"). Together with the University's short-term insurance and other benefits reserves, the UIP is invested in the Daily and Monthly Portfolios, which are principally invested in investment-grade money market securities, U.S. government and other fixed income securities, and absolute return strategies.

The University collectively invests substantially all of the assets of its endowment funds along with a portion of its insurance and benefits reserves, charitable remainder trusts and gift annuity program in the Long Term Portfolio. The longer investment horizon of the Long Term Portfolio allows for an equity-oriented strategy to achieve higher expected returns over time, and permits the use of less liquid alternative investments, providing for equity diversification beyond the stock markets. The Long Term Portfolio includes investments in domestic and non-U.S. stocks and bonds, commingled funds and limited partnerships consisting of venture capital, private equity, real estate, natural resources and absolute return strategies.

The University also separately invests certain endowments and charitable remainder trusts, unexpended bond proceeds and other funds with investment restrictions outside of the Daily, Monthly and Long Term Portfolios.

Authorizations: The University's investment policies are governed and authorized by University Bylaws and the Board of Regents. The approved asset allocation policy for the Long Term Portfolio sets general targets for both equities and fixed income securities. Since diversification is a fundamental risk management strategy, the Long Term Portfolio is broadly diversified within these general categories.

The endowment spending rule provides for distributions from the University Endowment Fund to the entities that benefit from the endowment fund. The annual distribution rate is 4.5 percent of the one-quarter lagged seven year moving average fair value of fund shares. To protect endowment principal in the event of a prolonged market downturn, distributions are limited to 5.3 percent of the current fair value of fund shares. Distributions are also made from the UIP based on the 90-day U.S. Treasury Bill rate. The University's costs to administer and grow the University Endowment Fund and UIP are funded by investment returns.

UNIVERSITY OF MICHIGAN

Notes to Consolidated Financial Statements--Continued

Note 2--Cash and Investments--Continued

Cash and Cash Equivalents and Unexpended Bond Proceeds: Cash and cash equivalents, which totaled \$397,279,000 and \$133,365,000 at June 30, 2019 and 2018, respectively, represent cash and short-term money market investments in mutual funds, overnight collective funds managed by the University's custodian or short-term highly liquid investments registered as securities and held by the University or its agents in the University's name. Of its cash and cash equivalents, the University had actual cash balances in its bank accounts in excess of Federal Deposit Insurance Corporation limits in the amount of \$14,121,000 and \$42,720,000 at June 30, 2019 and 2018, respectively. The University does not require its deposits to be collateralized or insured.

Unexpended bond proceeds, which totaled \$90,813,000 and \$82,797,000 at June 30, 2019 and 2018, respectively, represent short-term money market investments in mutual funds. These amounts are used solely for the reimbursement of qualifying expenditures for construction projects associated with certain outstanding general revenue bonds issued by the University.

Cash and cash equivalents and unexpended bond proceeds include certain securities that are subject to the leveling requirements defined by GASB. Level 1 securities, which primarily consist of money market funds and U.S. government securities, totaled \$278,275,000 and \$132,042,000 at June 30, 2019 and 2018, respectively. Level 2 securities, which primarily consist of U.S. agencies, totaled \$36,000,000 and \$34,100,000 at June 30, 2019 and 2018, respectively.

Investments: At June 30, 2019 and 2018, the University's investments, which are held by the University or its agents in the University's name, are summarized as follows:

| | 2019 | 2018 |
|---------------------------------------|----------------------|----------------------|
| | (in thousands) | |
| Cash equivalents, noncurrent | \$ 167,876 | \$ 229,067 |
| Equity securities | 1,222,061 | 1,238,818 |
| Fixed income securities | 1,361,575 | 1,826,821 |
| Commingled funds | 3,295,746 | 3,101,671 |
| Nonmarketable alternative investments | 8,339,202 | 7,608,059 |
| Other investments | (1,046) | 8,845 |
| | <u>\$ 14,385,414</u> | <u>\$ 14,013,281</u> |

UNIVERSITY OF MICHIGAN

Notes to Consolidated Financial Statements--Continued

Note 2--Cash and Investments--Continued

At June 30, 2019 and 2018, the fair value of the University's investments based on the inputs used to value them is summarized as follows:

| | 2019 | | | | Total Fair Value |
|--|--------------|------------|---------------------------|---------------|------------------|
| | Level 1 | Level 2 | Level 3 (in thousands) | NAV | |
| Cash equivalents, noncurrent | \$ 167,876 | - | - | - | \$ 167,876 |
| Equity securities: | | | | | |
| Domestic | 314,972 | | \$ 46,539 | | 361,511 |
| Foreign | 859,552 | | 998 | | 860,550 |
| | 1,174,524 | - | 47,537 | - | 1,222,061 |
| Fixed income securities: | | | | | |
| U.S. Treasury | 735,365 | | | | 735,365 |
| U.S. government agency | | \$ 27,355 | | | 27,355 |
| Corporate and other | | 586,024 | 12,831 | | 598,855 |
| | 735,365 | 613,379 | 12,831 | - | 1,361,575 |
| Commingled funds: | | | | | |
| Absolute return | | | | \$ 2,282,226 | 2,282,226 |
| Domestic equities | 162 | | | 423,668 | 423,830 |
| Global equities | 3 | | | 569,546 | 569,549 |
| U.S. fixed income | 3,164 | | | | 3,164 |
| Other | 16,977 | | | | 16,977 |
| | 20,306 | - | - | 3,275,440 | 3,295,746 |
| Nonmarketable alternative investments: | | | | | |
| Venture capital | | | | 2,249,481 | 2,249,481 |
| Absolute return | | | | 1,885,870 | 1,885,870 |
| Private equity | | | 267,327 | 1,354,169 | 1,621,496 |
| Real estate | | | 10,993 | 1,265,848 | 1,276,841 |
| Natural resources | | | 204,555 | 1,100,959 | 1,305,514 |
| | - | - | 482,875 | 7,856,327 | 8,339,202 |
| Other investments | (3,145) | (7,184) | 9,283 | - | (1,046) |
| | \$ 2,094,926 | \$ 606,195 | \$ 552,526 | \$ 11,131,767 | \$ 14,385,414 |

UNIVERSITY OF MICHIGAN

Notes to Consolidated Financial Statements--Continued

Note 2--Cash and Investments--Continued

| | 2018 | | | | |
|--|--------------|--------------|---------------------------|---------------|---------------------|
| | Level 1 | Level 2 | Level 3 (in thousands) | NAV | Total Fair Value |
| Cash equivalents, noncurrent | \$ 229,067 | - | - | - | \$ 229,067 |
| Equity securities: | | | | | |
| Domestic | 401,755 | | \$ 34,971 | | 436,726 |
| Foreign | 801,506 | | 586 | | 802,092 |
| | 1,203,261 | - | 35,557 | - | 1,238,818 |
| Fixed income securities: | | | | | |
| U.S. Treasury | 752,529 | | | | 752,529 |
| U.S. government agency | | \$ 116,085 | | | 116,085 |
| Corporate and other | | 955,166 | 3,041 | | 958,207 |
| | 752,529 | 1,071,251 | 3,041 | - | 1,826,821 |
| Commingled funds: | | | | | |
| Absolute return | | | | \$ 2,006,037 | 2,006,037 |
| Domestic equities | 17,089 | | | 263,389 | 280,478 |
| Global equities | 9,495 | | | 758,608 | 768,103 |
| U.S. fixed income | 9,453 | | | 33,589 | 43,042 |
| Other | 4,011 | | | | 4,011 |
| | 40,048 | - | - | 3,061,623 | 3,101,671 |
| Nonmarketable alternative investments: | | | | | |
| Venture capital | | | | 1,771,258 | 1,771,258 |
| Absolute return | | | | 1,636,355 | 1,636,355 |
| Private equity | | | 343,688 | 1,504,786 | 1,848,474 |
| Real estate | | | 9,225 | 1,104,080 | 1,113,305 |
| Natural resources | | | 224,151 | 1,014,516 | 1,238,667 |
| | - | - | 577,064 | 7,030,995 | 7,608,059 |
| Other investments | (2,131) | 966 | 10,010 | - | 8,845 |
| | \$ 2,222,774 | \$ 1,072,217 | \$ 625,672 | \$ 10,092,618 | \$ 14,013,281 |

Investments categorized as Level 1 are valued using prices quoted in active markets for those securities. Equity securities categorized as Level 3 represent investments in start-up or venture companies. Fixed income securities categorized as Level 2 represent investments valued using a matrix pricing technique, which values debt securities based on their relationship to a benchmark and the relative spread to that benchmark. Fixed income securities categorized as Level 3 represent debt investments with select venture funded University faculty start-ups as well as a note receivable associated with the sale of a portion of the University's nonmarketable alternative real estate investments at June 30, 2019. Nonmarketable alternative investments categorized as Level 3 primarily represent direct investments which are valued using models that rely on inputs which are unobservable in the market.

UNIVERSITY OF MICHIGAN

Notes to Consolidated Financial Statements--Continued

Note 2--Cash and Investments--Continued

The University's investment strategy incorporates certain financial instruments that involve, to varying degrees, elements of market risk and credit risk in excess of amounts recorded in the financial statements. Market risk is the potential for changes in the value of financial instruments due to market changes, including interest and foreign exchange rate movements and fluctuations embodied in forwards, futures and commodity or security prices. Market risk is directly impacted by the volatility and liquidity of the markets in which the underlying assets are traded. Credit risk is the possibility that a loss may occur due to the failure of a counterparty to perform according to the terms of the contract. The University's risk of loss in the event of a counterparty default is typically limited to the amounts recognized in the statement of net position and is not represented by the contract or notional amounts of the instruments.

Fixed income securities have inherent financial risks, including credit risk and interest rate risk. Credit risk for fixed income securities is the risk that the issuer will not fulfill its obligations. Nationally recognized statistical rating organizations ("NSROs"), such as S&P Global and Moody's, assign credit ratings to security issues and issuers that indicate a measure of potential credit risk to investors. Fixed income securities considered investment grade are those rated at least BBB by S&P Global and Baa by Moody's. To manage credit risk, the University specifies minimum average and minimum absolute quality NSRO ratings for securities held pursuant to its management agreements.

The University minimizes concentration of credit risk, the risk of a large loss attributed to the magnitude of the investment in a single issuer of fixed income securities, by diversifying its fixed income issues and issuers and holding U.S. Treasury securities which are considered to have minimal credit risk. The University also manages this risk at the account level by limiting each fixed income manager's holding of any non-U.S. government issuer to 5 percent of the value of the investment account.

Interest rate risk is the risk that changes in interest rates will adversely affect the fair value of fixed income securities. Effective duration, a commonly used measure of interest rate risk, incorporates a security's yield, coupon, final maturity, call features and other embedded options into one number expressed in years that indicates how price-sensitive a security or portfolio of securities is to changes in interest rates. The effective duration of a security or portfolio indicates the approximate percentage change in fair value expected for a one percent change in interest rates. The longer the duration, the more sensitive the security or portfolio is to changes in interest rates. The weighted average effective duration of the University's fixed income securities was 5.0 years at June 30, 2019 compared to 4.2 years at June 30, 2018. The University manages the effective duration of its fixed income securities at the account level, where fixed income managers generally may not deviate from the duration of their respective benchmarks by more than 25 percent. The Monthly Portfolio held positions in bond futures at June 30, 2019 and 2018, which are used to adjust the duration of cash equivalents and the fixed income portion of the portfolios.

UNIVERSITY OF MICHIGAN

Notes to Consolidated Financial Statements--Continued

Note 2--Cash and Investments--Continued

The composition of fixed income securities at June 30, 2019 and 2018, along with credit quality and effective duration measures, is summarized as follows:

| 2019 | | | | | | |
|--------------------------------------|--------------------|---------------------|---|-----------|--------------|------------------------|
| | U.S. Government | Investment Grade | Non- Investment Grade (in thousands) | Not Rated | Total | Duration (in years) |
| U.S. Treasury | \$ 724,727 | | | | \$ 724,727 | 5.0 |
| U.S. Treasury inflation protected | 10,638 | | | | 10,638 | 7.3 |
| U.S. government agency | 27,355 | | | | 27,355 | 0.9 |
| Mortgage backed | | \$ 13,346 | \$ 404 | \$ 6,514 | 20,264 | 0.8 |
| Asset backed | | 34,271 | | 377 | 34,648 | 0.7 |
| Corporate and other | | 508,015 | 13,583 | 22,345 | 543,943 | 5.5 |
| | \$ 762,720 | \$ 555,632 | \$ 13,987 | \$ 29,236 | \$ 1,361,575 | 5.0 |

| 2018 | | | | | | |
|--------------------------------------|--------------------|---------------------|---|-----------|--------------|------------------------|
| | U.S. Government | Investment Grade | Non- Investment Grade (in thousands) | Not Rated | Total | Duration (in years) |
| U.S. Treasury | \$ 527,662 | | | | \$ 527,662 | 8.7 |
| U.S. Treasury inflation protected | 224,867 | | | | 224,867 | 2.2 |
| U.S. government agency | 116,085 | | | | 116,085 | 0.4 |
| Mortgage backed | | \$ 82,258 | \$ 2,930 | \$ 22,634 | 107,822 | 0.6 |
| Asset backed | | 68,336 | | 2,210 | 70,546 | 0.7 |
| Corporate and other | | 753,876 | 16,841 | 9,122 | 779,839 | 3.2 |
| | \$ 868,614 | \$ 904,470 | \$ 19,771 | \$ 33,966 | \$ 1,826,821 | 4.2 |

Of the University's fixed income securities, 97 percent were rated investment grade or better at both June 30, 2019 and 2018, and 63 percent and 59 percent of these securities consisted of either U.S. treasury and government agencies or non-U.S. government securities rated AAA/Aaa at June 30, 2019 and 2018, respectively.

Commingled (pooled) funds include Securities and Exchange Commission regulated mutual funds and externally managed funds, limited partnerships and corporate structures which are generally unrated and unregulated. Certain commingled funds may use derivatives, short positions and leverage as part of their investment strategy. These investments are structured to limit the University's risk exposure to the amount of invested capital.

UNIVERSITY OF MICHIGAN

Notes to Consolidated Financial Statements--Continued

Note 2--Cash and Investments--Continued

Nonmarketable alternative investments consist of limited partnerships and similar vehicles involving an advance commitment of capital called by the general partner as needed and distributions of capital and return on invested capital as underlying strategies are concluded during the life of the partnership. There is not an active secondary market for these alternative investments, which are generally unrated and unregulated, and the liquidity of these investments is dependent on actions taken by the general partner. The University's limited partnerships are diversified in terms of manager selection, industry and geographic focus. At June 30, 2019 and 2018, no individual partnership investment represented 5 percent or more of total investments.

Absolute return strategies in the commingled funds and nonmarketable alternative investments classifications include long/short stock programs, merger arbitrage, intra-capital structure arbitrage and distressed debt investments. The goal of absolute return strategies is to provide, in aggregate, a return that is consistently positive and uncorrelated with the overall market.

The University's investments in commingled funds and nonmarketable alternative investments are contractual agreements that may limit the ability to initiate redemptions due to notice periods, lock-ups and gates. Additional information about current redemption terms and outstanding commitments at June 30, 2019 is summarized as follows (amounts in thousands):

| | Fair Value | Remaining Life | Outstanding Commitments | Redemption Terms | Redemption Notice |
|---------------------------------------|--------------|----------------|-------------------------|---|---|
| Commingled funds | \$ 3,295,746 | N/A | | Daily, monthly, quarterly and annually, with varying notice periods | Lock-up provisions range from none to 3 years |
| Nonmarketable alternative investments | \$ 8,339,202 | 1-12 years | \$ 6,089,675 | Ineligible for redemption | N/A |

Commingled funds have liquidity (redemption) provisions, which enable the University to make full or partial withdrawals with notice, subject to restrictions on the timing and amount. Of the University's commingled funds at June 30, 2019 and 2018, approximately 75 percent and 79 percent are redeemable within one year, with 58 percent and 63 percent redeemable within 90 days under normal market conditions. The remaining amounts are redeemable beyond one year, with redemption of certain funds dependent on disposition of the underlying assets. The University's committed but unpaid obligation to nonmarketable alternative investments is further discussed in Note 14.

UNIVERSITY OF MICHIGAN

Notes to Consolidated Financial Statements--Continued

Note 2--Cash and Investments--Continued

The University participates in non-U.S. developed and emerging markets through commingled funds invested in non-U.S./global equities and absolute return strategies. Although all of these funds are reported in U.S. dollars, price changes of the underlying securities in local markets as well as changes to the value of local currencies relative to the U.S. dollar are embedded in investment returns. In addition, a portion of the University's equity securities and nonmarketable alternative investments are denominated in foreign currencies, which must be settled in local (non-U.S.) currencies.

Foreign exchange risk is the risk that investments denominated in foreign currencies may lose value due to adverse fluctuations in the value of the U.S. dollar relative to foreign currencies. Forward foreign currency contracts are typically used to manage the risks related to fluctuations in currency exchange rates between the time of purchase or sale and the actual settlement of foreign securities. Various investment managers acting for the University use forward foreign exchange contracts in risk-based transactions to carry out their portfolio strategies and are subject to agreements that provide minimum diversification and maximum exposure limits by country and currency.

The value of the University's non-U.S. dollar holdings, net of the value of the outstanding forward foreign exchange contracts, totaled \$1,726,091,000 or 12 percent of total investments at June 30, 2019, and \$1,766,714,000 or 13 percent of total investments at June 30, 2018, and are summarized as follows:

| | 2019 | 2018 |
|------------------------|-----------------------|---------------------|
| | (in thousands) | |
| Euro | \$ 805,536 | \$ 983,971 |
| British pound sterling | 289,940 | 252,537 |
| Japanese yen | 232,252 | 233,049 |
| Swedish krona | 111,224 | 78,464 |
| Canadian dollar | 83,105 | 79,368 |
| Swiss franc | 68,733 | 35,564 |
| Norwegian krone | 39,071 | 49,760 |
| Other | 96,230 | 54,001 |
| | <u>\$ 1,726,091</u> | <u>\$ 1,766,714</u> |

UNIVERSITY OF MICHIGAN

Notes to Consolidated Financial Statements--Continued

Note 2--Cash and Investments--Continued

The Long Term Portfolio and the Monthly Portfolio participate in a short-term, fully collateralized, securities lending program administered by the University's master custodian. Together, the Portfolios had \$64,548,000 and \$79,224,000 in securities loans outstanding at June 30, 2019 and 2018, respectively. At loan inception, an approved borrower must deliver collateral of cash, securities or letters of credit to the University's lending agent equal to 102 percent of fair value for domestic securities and 105 percent for foreign securities. Collateral positions are monitored daily to ensure that borrowed securities are never less than 100 percent collateralized. At June 30, 2019, collateral of \$67,327,000 (104 percent of securities on loan) includes invested cash of \$29,485,000 and U.S. government securities of \$37,842,000, while at June 30, 2018, collateral of \$82,085,000 (104 percent of securities on loan) includes invested cash of \$29,727,000 and U.S. government securities of \$52,358,000.

Cash collateral held by the University's lending agent, along with the offsetting liability to return the collateral at loan termination, are recorded in the statement of net position. Neither the University nor its securities lending agent has the ability to pledge or sell securities received as collateral unless a borrower defaults. Securities loans may be terminated upon notice by either the University or the borrower.

Note 3--Accounts Receivable

The composition of accounts receivable at June 30, 2019 and 2018 is summarized as follows:

| | 2019 | 2018 |
|---|-------------------|-------------------|
| | (in thousands) | |
| Patient care | \$ 539,653 | \$ 507,827 |
| Sponsored programs | 172,681 | 164,264 |
| State appropriations, educational and capital | 67,353 | 67,230 |
| Student accounts | 32,715 | 27,457 |
| Other | 36,975 | 32,219 |
| | 849,377 | 798,997 |
| Less allowance for uncollectible accounts receivable: | | |
| Patient care | 125,731 | 123,370 |
| All other | 9,025 | 8,816 |
| | <u>\$ 714,621</u> | <u>\$ 666,811</u> |

UNIVERSITY OF MICHIGAN

Notes to Consolidated Financial Statements--Continued

Note 4--Notes and Pledges Receivable

The composition of notes and pledges receivable at June 30, 2019 and 2018 is summarized as follows:

| | 2019 | 2018 |
|---|-------------------|-------------------|
| | (in thousands) | |
| Notes: | | |
| Federal student loan programs | \$ 74,153 | \$ 85,918 |
| University student loan funds | 15,691 | 16,664 |
| Other | 1,396 | 1,390 |
| | 91,240 | 103,972 |
| Less allowance for uncollectible notes | 3,134 | 3,134 |
| Total notes receivable, net | 88,106 | 100,838 |
| Gift pledges: | | |
| Capital | 138,983 | 165,342 |
| Operations | 167,350 | 164,920 |
| | 306,333 | 330,262 |
| Less: | | |
| Allowance for uncollectible pledges | 8,137 | 9,523 |
| Unamortized discount to present value | 4,840 | 4,942 |
| Total pledges receivable, net | 293,356 | 315,797 |
| Total notes and pledges receivable, net | 381,462 | 416,635 |
| Less current portion | 80,035 | 79,765 |
| | <u>\$ 301,427</u> | <u>\$ 336,870</u> |

The principal repayment and interest rate terms of federal and University loans vary considerably. The allowance for uncollectible notes only applies to University funded notes and the University portion of federal student loans, as the University is not obligated to fund the federal portion of uncollected student loans. Federal loan programs are funded principally with federal advances to the University under the Perkins and various health professions loan programs.

UNIVERSITY OF MICHIGAN

Notes to Consolidated Financial Statements--Continued

Note 4--Notes and Pledges Receivable--Continued

Payments on pledges receivable at June 30, 2019 are expected to be received in the following years ended June 30 (in thousands):

| | |
|----------------|------------|
| 2020 | \$ 63,261 |
| 2021 | 57,970 |
| 2022 | 43,855 |
| 2023 | 35,386 |
| 2024 | 46,680 |
| 2025 and after | 59,181 |
| | <hr/> |
| | \$ 306,333 |

Permanent endowment pledges do not meet eligibility requirements, as defined by GASB, until the related gift is received. Accordingly, permanent endowment pledges totaling \$156,957,000 and \$168,926,000 at June 30, 2019 and 2018, respectively, are not recognized as assets in the accompanying financial statements. In addition, bequest intentions and other conditional promises are not recognized as assets until the specified conditions are met due to uncertainties with regard to their realizability and valuation.

UNIVERSITY OF MICHIGAN

Notes to Consolidated Financial Statements--Continued

Note 5--Capital Assets

Capital assets activity for the years ended June 30, 2019 and 2018 is summarized as follows:

| 2019 | | | | |
|-------------------------------|----------------------|-------------------|-----------------|---------------------|
| | Beginning Balance | Additions | Retirements | Ending Balance |
| | (in thousands) | | | |
| Land | \$ 129,376 | \$ 24,533 | \$ 599 | \$ 153,310 |
| Land improvements | 143,738 | 18,026 | 1,463 | 160,301 |
| Infrastructure | 262,207 | 2,550 | | 264,757 |
| Buildings | 9,178,875 | 265,783 | 31,782 | 9,412,876 |
| Construction in progress | 301,434 | 111,773 | | 413,207 |
| Equipment | 2,098,370 | 228,688 | 84,565 | 2,242,493 |
| Library materials | 646,376 | 28,115 | | 674,491 |
| | 12,760,376 | 679,468 | 118,409 | 13,321,435 |
| Less accumulated depreciation | 6,639,379 | 567,857 | 112,770 | 7,094,466 |
| | <u>\$ 6,120,997</u> | <u>\$ 111,611</u> | <u>\$ 5,639</u> | <u>\$ 6,226,969</u> |

| 2018 | | | | |
|-------------------------------|----------------------|------------------|-----------------|---------------------|
| | Beginning Balance | Additions | Retirements | Ending Balance |
| | (in thousands) | | | |
| Land | \$ 126,617 | \$ 2,952 | \$ 193 | \$ 129,376 |
| Land improvements | 137,981 | 7,275 | 1,518 | 143,738 |
| Infrastructure | 258,449 | 4,149 | 391 | 262,207 |
| Buildings | 8,618,377 | 620,725 | 60,227 | 9,178,875 |
| Construction in progress | 476,124 | (174,690) | | 301,434 |
| Equipment | 2,050,848 | 163,428 | 115,906 | 2,098,370 |
| Library materials | 620,200 | 26,176 | | 646,376 |
| | 12,288,596 | 650,015 | 178,235 | 12,760,376 |
| Less accumulated depreciation | 6,243,154 | 568,707 | 172,482 | 6,639,379 |
| | <u>\$ 6,045,442</u> | <u>\$ 81,308</u> | <u>\$ 5,753</u> | <u>\$ 6,120,997</u> |

The increase in construction in progress of \$111,773,000 in 2019 represents the amount of capital expenditures for new projects of \$559,735,000 net of assets placed in service of \$447,962,000. The decrease in construction in progress of \$174,690,000 in 2018 represents the amount of capital expenditures for new projects of \$527,908,000 net of assets placed in service of \$702,598,000.

During 2018, the University recognized \$24,698,000 of additional depreciation expense in connection with the impairment of certain components of Metro Health's hospital facilities.

UNIVERSITY OF MICHIGAN

Notes to Consolidated Financial Statements--Continued

Note 6--Long-term Debt

Long-term debt at June 30, 2019 and 2018 is summarized as follows:

| | 2019 | 2018 |
|---|----------------|--------------|
| | (in thousands) | |
| Commercial paper: | | |
| Tax-exempt, variable rate (1.57%)* | \$ 142,990 | \$ 155,595 |
| Taxable, variable rate (2.30%)* | 2,250 | 2,865 |
| General revenue bonds: | | |
| Series 2019A, 5.00% through 2036 | 148,330 | |
| unamortized premium | 26,936 | |
| Series 2019B, taxable, 2.535% to 3.416% through 2029 | 16,755 | |
| Series 2019C, 4.00% through 2049 | 61,725 | |
| unamortized premium | 5,949 | |
| Series 2018A, 4.00% to 5.00% through 2048 | 135,130 | 137,510 |
| unamortized premium | 17,988 | 19,055 |
| Series 2017A, 4.00% to 5.00% through 2047 | 447,410 | 456,265 |
| unamortized premium | 72,310 | 78,186 |
| Series 2015, 4.00% to 5.00% through 2046 | 294,850 | 302,415 |
| unamortized premium | 44,612 | 47,640 |
| Series 2014A, 4.25% to 5.00% through 2044 | 74,250 | 76,060 |
| Series 2014B, 2.071% to 3.516% through 2024 | 4,820 | 5,730 |
| unamortized premium | 6,056 | 6,503 |
| Series 2013A, 2.50% to 5.00% through 2029 | 43,575 | 44,975 |
| unamortized premium | 1,424 | 1,649 |
| Series 2012A, variable rate (1.78%)* through 2036 | 50,000 | 50,000 |
| Series 2012B, variable rate (1.86%)* through 2042 | 65,000 | 65,000 |
| Series 2012D-1, variable rate (1.80%)* through 2025 with partial swap to fixed through 2025 | 56,635 | 60,220 |
| Series 2012D-2, variable rate (1.80%)* through 2030 with partial swap to fixed through 2026 | 58,315 | 62,725 |
| Series 2012E**, variable rate (2.17%)* through 2033 | 94,525 | 95,020 |
| Series 2010A, taxable Build America Bonds, 4.926% to 5.593% through 2040 | 163,110 | 163,110 |
| Series 2010C, 3.75% to 5.00% through 2027 | 38,330 | 50,485 |
| unamortized premium | 2,937 | 3,647 |
| Series 2010D, taxable Build America Bonds, 3.356% to 5.333% through 2041 | 157,860 | 165,790 |
| Series 2009A, 3.00% to 5.00% through 2019 | | 4,165 |
| unamortized premium | | 2,769 |
| Series 2009B, variable rate (1.52%)* through 2039 | 118,710 | 118,710 |
| Series 2009D, taxable Build America Bonds, 5.155% to 6.172% through 2019 | | 89,815 |
| Series 2008A, variable rate (1.93%)* through 2038 | 57,085 | 57,085 |
| Series 2008B, variable rate (1.82%)* through 2028 with swap to fixed through 2026 | 65,070 | 70,845 |
| Other | 91 | 174 |
| | 2,475,028 | 2,394,008 |
| Less: | | |
| Commercial paper and current portion of bonds payable | 232,095 | 237,371 |
| Long-term bonds payable subject to remarketing, net | 133,616 | 195,552 |
| | \$ 2,109,317 | \$ 1,961,085 |

* Denotes variable rate at June 30, 2019

** Denotes variable rate bonds not subject to remarketing

UNIVERSITY OF MICHIGAN

Notes to Consolidated Financial Statements--Continued

Note 6--Long-term Debt--Continued

Certain variable rate bonds have remarketing features which allow bondholders to put debt back to the University. Accordingly, variable rate bonds payable is classified as current unless supported by liquidity agreements, such as lines of credit or standby bond purchase agreements, which can refinance the debt on a long-term basis. The classification of the University's variable rate bonds payable at June 30, 2019 and 2018 is summarized as follows:

| | 2019 | 2018 |
|---|-------------------|-------------------|
| | (in thousands) | |
| Variable rate bonds payable subject to remarketing | \$ 470,815 | \$ 484,585 |
| Less: | | |
| Current principal maturities | 14,365 | 13,770 |
| Long-term liquidity agreements: | | |
| Unsecured lines of credit | 275,263 | 275,263 |
| Standby bond purchase agreements | 47,571 | |
| Long-term bonds payable subject to remarketing, net | <u>\$ 133,616</u> | <u>\$ 195,552</u> |

The University's available lines of credit were entirely unused at both June 30, 2019 and 2018.

In connection with certain issues of variable rate debt, the University has entered into floating-to-fixed interest rate swaps to convert all or a portion of the associated variable rate debt to synthetic fixed rates to protect against the potential of rising interest rates. The fair value, significant terms and other information about the University's interest rate swaps is discussed in Note 7.

UNIVERSITY OF MICHIGAN

Notes to Consolidated Financial Statements--Continued

Note 6--Long-term Debt--Continued

Long-term debt activity for the years ended June 30, 2019 and 2018 is summarized as follows:

| 2019 | | | |
|------------------|----------------------|---|---------------------|
| | Beginning Balance | Additions Reductions (in thousands) | Ending Balance |
| Commercial paper | \$ 158,460 | | \$ 145,240 |
| Bonds | 2,235,374 | \$ 260,034 | 2,329,697 |
| Other | 174 | 83 | 91 |
| | <u>\$ 2,394,008</u> | <u>\$ 260,034</u> | <u>\$ 2,475,028</u> |
| 2018 | | | |
| | Beginning Balance | Additions Reductions (in thousands) | Ending Balance |
| Commercial paper | \$ 161,045 | \$ 6,600 | \$ 158,460 |
| Bonds | 2,154,723 | 156,728 | 2,235,374 |
| Other | 1,747 | 1,573 | 174 |
| | <u>\$ 2,317,515</u> | <u>\$ 163,328</u> | <u>\$ 2,394,008</u> |

The University maintains a combination of variable and fixed rate debt supported by general revenues, with effective interest rates that averaged 3.0 percent and 2.9 percent in 2019 and 2018, respectively, including federal subsidies for interest on taxable Build America Bonds.

The University utilizes commercial paper to provide interim financing for its capital improvement program. The Board of Regents has authorized the issuance of up to \$300,000,000 in commercial paper backed by a general revenue pledge. Outstanding commercial paper debt is converted to long-term debt financing, as appropriate, within the normal course of business.

During 2019, the University issued \$226,810,000 of General Revenue Bonds with a net original issue premium of \$33,224,000, which included \$148,330,000 of fixed rate, tax-exempt bonds Series 2019A, \$16,755,000 of fixed rate, taxable bonds Series 2019B and \$61,725,000 of fixed rate, tax-exempt bonds Series 2019C. Total bond proceeds of \$260,034,000 were utilized to refund existing bonds of \$83,985,000 and to provide \$175,245,000 for capital projects and \$804,000 for debt issuance costs.

UNIVERSITY OF MICHIGAN

Notes to Consolidated Financial Statements--Continued

Note 6--Long-term Debt--Continued

The refunded bonds represent the remaining portion of General Revenue Bonds Series 2009D, which had an average interest rate of 5.98 percent and a final maturity date of April 1, 2030. As a result of the refunding, the University reduced its aggregate debt service payments over the next 11 years by \$10,769,000, resulting in an economic gain with present value savings of \$9,493,000.

During 2018, the University issued \$137,510,000 of fixed rate General Revenue Bonds Series 2018A with a net original issue premium of \$19,218,000. Total bond proceeds of \$156,728,000 were utilized to provide \$156,200,000 for capital projects and \$528,000 for debt issuance costs.

Deferred outflows associated with the University's refunding activity totaled \$10,481,000 and \$14,095,000 at June 30, 2019 and 2018, respectively, which will be amortized into interest expense over the remaining life of the refunded bonds.

Debt obligations are generally callable by the University and mature at various dates through fiscal 2049. Principal maturities, including interest on debt obligations, based on scheduled bond maturities for the next five years and in subsequent five-year periods are as follows:

| | Principal | Interest* | Total |
|---------------------------|----------------|--------------|--------------|
| | (in thousands) | | |
| 2020 | \$ 217,551 | \$ 86,047 | \$ 303,598 |
| 2021 | 76,250 | 83,700 | 159,950 |
| 2022 | 79,725 | 81,303 | 161,028 |
| 2023 | 81,010 | 78,325 | 159,335 |
| 2024 | 87,225 | 75,214 | 162,439 |
| 2025-2029 | 468,850 | 321,451 | 790,301 |
| 2030-2034 | 465,690 | 223,482 | 689,172 |
| 2035-2039 | 490,670 | 130,926 | 621,596 |
| 2040-2044 | 233,755 | 49,834 | 283,589 |
| 2045-2049 | 96,090 | 10,367 | 106,457 |
| Total payments | 2,296,816 | \$ 1,140,649 | \$ 3,437,465 |
| Plus unamortized premiums | 178,212 | | |
| | \$ 2,475,028 | | |

* Interest on variable rate debt is estimated based on rates in effect at June 30, 2019; amounts do not reflect federal subsidies to be received for Build America Bonds interest

UNIVERSITY OF MICHIGAN

Notes to Consolidated Financial Statements--Continued

Note 6--Long-term Debt--Continued

If all variable rate bonds were put back to the University and existing unsecured lines of credit were not extended upon their current expiration dates, the total principal payments due in 2020 would increase to \$351,167,000, total principal payments due in 2021 would increase to \$259,752,000, total principal payments due in 2022 would increase to \$112,582,000, total principal payments due in 2023 would increase to \$93,848,000 and total principal payments due in 2024 would increase to \$89,379,000. Accordingly, principal payments due in subsequent years would be reduced to \$396,813,000 in 2025 through 2029, \$364,240,000 in 2030 through 2034, \$331,065,000 in 2035 through 2039 and \$201,880,000 in 2040 through 2044. Principal payments due in 2045 through 2049 would not change. There would not be a material impact on annual interest payments due to the low variable rate of interest on these bonds.

Note 7--Derivative Instruments

Derivatives held by the University are recorded at fair value in the statement of net position. For hedging derivative instruments that are effective in significantly reducing an identified financial risk, the corresponding change in fair value is deferred and included in the statement of net position. For all other derivative instruments, changes in fair value are reported as net investment income (loss).

UNIVERSITY OF MICHIGAN

Notes to Consolidated Financial Statements--Continued

Note 7--Derivative Instruments--Continued

Derivative instruments held by the University at June 30, 2019 and 2018 are summarized as follows:

| | | 2019 | |
|---|--------------|--------------------------------------|-------------|
| | | Notional Amount (in thousands) | Fair Value |
| Investment derivative instruments: | | | |
| Futures | \$ 79,838 | | \$ (3,145) |
| Foreign currency forwards: | | | |
| Chinese yuan | 340,704 | | 7,792 |
| New Zealand dollar | 181,678 | | 4,568 |
| Norwegian krone | 168,849 | | (2,938) |
| Russian ruble | 36,354 | | 2,784 |
| Euro | 210,332 | | 1,987 |
| Japanese yen | 14,948 | | (1,929) |
| All other currencies | 1,079,010 | | (1,474) |
| | 2,031,875 | | 10,790 |
| Other | | 1,834,929 | (14,445) |
| | \$ 3,946,642 | | \$ (6,800) |
| Effective cash flow hedges: | | | |
| Floating-to-fixed interest rate swaps on debt | \$ 138,900 | | \$ (13,695) |
| | | | |
| | | 2018 | |
| | | Notional Amount (in thousands) | Fair Value |
| Investment derivative instruments: | | | |
| Futures | \$ 183,096 | | \$ (2,131) |
| Foreign currency forwards: | | | |
| Chinese yuan | 332,924 | | 10,829 |
| Swedish krona | 209,549 | | 8,221 |
| South African rand | 58,800 | | (7,463) |
| Australian dollar | 207,419 | | (7,647) |
| Turkish lire | 59,214 | | (8,269) |
| Brazil real | 123,133 | | (11,745) |
| All other currencies | 1,573,663 | | 20,467 |
| | 2,564,702 | | 4,393 |
| Other | | 2,939,567 | (790) |
| | \$ 5,687,365 | | \$ 1,472 |
| Effective cash flow hedges: | | | |
| Floating-to-fixed interest rate swaps on debt | \$ 152,655 | | \$ (12,212) |

UNIVERSITY OF MICHIGAN

Notes to Consolidated Financial Statements--Continued

Note 7--Derivative Instruments--Continued

The University utilizes bond futures in its investment portfolios to adjust the duration of cash equivalents and fixed income securities, while foreign currency forward contracts are utilized to settle securities and transactions denominated in foreign currencies and manage foreign exchange risk. Other derivative instruments in the University's investment portfolios consist primarily of interest rate swaps, credit default swaps and total return swaps used to carry out investment and portfolio strategies.

In connection with certain issues of variable rate debt, the University has entered into floating-to-fixed interest rate swaps to convert all or a portion of the associated variable rate debt to synthetic fixed rates to protect against the potential of rising interest rates. The fair value of these swaps generally represent the estimated amount that the University would pay to terminate the swap agreements at the statement of net position date, taking into account current interest rates and creditworthiness of the underlying counterparty. The valuation inputs used to determine the fair value of these instruments are considered Level 2, as they rely on observable inputs other than quoted market prices. The notional amount represents the underlying reference of the instrument and does not represent the amount of the University's settlement obligations.

At June 30, 2019 and 2018, the fair value of floating-to-fixed interest rate swaps associated with the University's variable rate debt is (\$13,695,000) and (\$12,212,000), respectively, and is included in the statement of net position as a component of deposits of affiliates and other. The deferred outflows for these effective cash flow hedges totaled \$4,694,000 and \$731,000 at June 30, 2019 and 2018, respectively.

The change in fair value of derivative instruments, which includes realized gains and losses on positions closed, for the years ended June 30, 2019 and 2018 is summarized as follows:

| | 2019 | 2018 |
|---|--------------------|--------------------|
| | (in thousands) | |
| Investment derivative instruments: | | |
| Investment portfolios: | | |
| Futures | \$ 22,332 | \$ 8,592 |
| Foreign currency forwards | 41,907 | (58,308) |
| Other | (117,840) | 1,098 |
| | <u>\$ (53,601)</u> | <u>\$ (48,618)</u> |
| Floating-to-fixed interest rate swap on debt | <u>\$ -</u> | <u>\$ 186</u> |
| Effective cash flow hedges: | | |
| Floating-to-fixed interest rate swaps on debt | <u>\$ (1,483)</u> | <u>\$ 7,100</u> |

UNIVERSITY OF MICHIGAN

Notes to Consolidated Financial Statements--Continued

Note 7--Derivative Instruments--Continued

The University's interest rate swaps, along with their associated variable rate debt and significant terms, are summarized below.

The floating-to-fixed interest rate swap associated with the Series 2008B General Revenue Bonds has a notional amount of \$48,355,000 and \$54,130,000 at June 30, 2019 and 2018, respectively, and the notional amount decreases as principal on the underlying bonds is repaid. The University makes payments based on a fixed rate of 3.105 percent and receives variable rate payments from the swap counterparty based on 68 percent of One-Month USD LIBOR, until the swap terminates in April 2026. The University has the option to terminate the swap upon five business days written notice and payment of the fair market compensation for the value of the swap. This swap is considered an effective hedge at June 30, 2019 and 2018 and has a fair value of (\$3,884,000) and (\$3,076,000), respectively.

The floating-to-fixed interest rate swap associated with the Series 2012D-2 General Revenue Bonds has a notional amount of \$34,030,000 and \$38,430,000 at June 30, 2019 and 2018, respectively, covering a portion of the principal outstanding and the notional amount decreases as principal on the underlying bonds is repaid. The University makes payments based on a fixed rate of 3.229 percent and receives variable rate payments from the swap counterparty based on 68 percent of the One-Month USD LIBOR, until the swap terminates in December 2025. The University has the option to terminate the swap upon five business days written notice and payment of the fair market compensation for the value of the swap. This swap is considered an effective hedge at June 30, 2019 and 2018 and has a fair value of (\$2,376,000) and (\$2,010,000), respectively.

The first floating-to-fixed interest rate swap associated with the Series 2012D-1 General Revenue Bonds has a notional amount of \$44,670,000 at both June 30, 2019 and 2018, covering a portion of the principal outstanding and the notional amount decreases as principal on the underlying bonds is repaid. The University makes payments based on a fixed rate of 4.705 percent and receives variable rate payments from the swap counterparty based on the floating Securities Industry and Financial Markets Association ("SIFMA") Municipal Index through the final maturity dates of the underlying bonds in December 2024. The counterparty has the option of terminating the swaps if for any 180-day period the average variable rate is more than 7.0 percent. This swap is considered an effective hedge at June 30, 2019 and 2018 and has a fair value of (\$6,816,000) and (\$6,234,000), respectively.

The second floating-to-fixed interest rate swap associated with the Series 2012D-1 General Revenue Bonds has a notional amount of \$11,845,000 and \$15,425,000 at June 30, 2019 and 2018, respectively, covering a portion of the principal outstanding and the notional amount decreases as principal on the underlying bonds is repaid. The University makes payments based

UNIVERSITY OF MICHIGAN

Notes to Consolidated Financial Statements--Continued

Note 7--Derivative Instruments--Continued

on a fixed rate of 4.685 percent and receives variable rate payments based on the floating SIFMA Municipal Index through the final maturity dates of a portion of the underlying bonds in December 2021. The counterparty has the option of terminating the swaps if for any 180-day period the average variable rate is more than 7.0 percent. This swap is considered an effective hedge at June 30, 2019 and 2018 and has a fair value of (\$619,000) and (\$892,000), respectively.

Using rates in effect at June 30, 2019, the projected cash flows for the floating-to-fixed interest rate swaps deemed effective cash flow hedges, along with the debt service requirements of the associated variable rate debt, are summarized as follows:

| | Variable Rate Bonds | | Swap | Total |
|-----------|---------------------|-----------|---------------|------------|
| | Principal | Interest | Payments, Net | Payments |
| | (in thousands) | | | |
| 2020 | \$ 14,365 | \$ 3,144 | \$ 2,717 | \$ 20,226 |
| 2021 | 15,000 | 2,871 | 2,438 | 20,309 |
| 2022 | 15,645 | 2,599 | 2,157 | 20,401 |
| 2023 | 26,150 | 2,208 | 1,660 | 30,018 |
| 2024 | 27,320 | 1,728 | 1,022 | 30,070 |
| 2025-2029 | 79,405 | 3,209 | 426 | 83,040 |
| 2030 | 2,135 | 16 | | 2,151 |
| | \$ 180,020 | \$ 15,775 | \$ 10,420 | \$ 206,215 |

By using derivative financial instruments to hedge exposures to changes in interest rates, the University is exposed to termination risk and basis risk. There is termination risk with floating-to-fixed interest rate swaps as the University or swap counterparty may terminate a swap if the other party fails to perform under the terms of the contract or its credit rating falls below investment grade. Termination risk is the risk that the associated variable rate debt no longer carries a synthetic fixed rate and if at the time of termination a swap has a negative fair value, the University is liable to the counterparty for payment equal to the swap's fair value. The University is also exposed to basis risk as a portion of the variable payments paid to the University by the counterparties are based on a percentage of LIBOR. Basis risk is the risk that changes in the relationship between SIFMA and LIBOR may impact the synthetic fixed rate of the variable rate debt. At June 30, 2019 and 2018, the University is not exposed to credit risk as the swaps have negative fair values.

The University is subject to collateral requirements with its counterparties on certain derivative instrument positions. To meet trading margin requirements for bond futures, the University had cash and U.S. government securities with a fair value of \$10,227,000 and \$15,306,000 at June 30, 2019 and 2018, respectively, on deposit with its futures broker as collateral.

UNIVERSITY OF MICHIGAN

Notes to Consolidated Financial Statements--Continued

Note 8--Self-Insurance

The University is self-insured for medical malpractice, workers' compensation, directors' and officers' liability, property damage, auto liability and general liability through Veritas Insurance Corporation. The University is also self-insured for various employee benefits through internally maintained funds.

Claims and expenses are reported when it is probable that a loss has occurred and the amount of the loss can be reasonably estimated. Those losses include an estimate of claims that have been incurred but not reported and the future costs of handling claims. These liabilities are generally based on actuarial valuations and are reported at present value, discounted at a rate of 5 percent.

Changes in the total reported liability for insurance and benefits obligations for the years ended June 30, 2019 and 2018 are summarized as follows:

| | 2019 | 2018 |
|--|-------------------|-------------------|
| | (in thousands) | |
| Balance, beginning of year | \$ 235,162 | \$ 214,035 |
| Claims incurred and changes in estimates | 745,730 | 694,199 |
| Claim payments | (748,980) | (673,072) |
| Balance, end of year | 231,912 | 235,162 |
| Less current portion | 104,235 | 98,159 |
| | <u>\$ 127,677</u> | <u>\$ 137,003</u> |

UNIVERSITY OF MICHIGAN

Notes to Consolidated Financial Statements--Continued

Note 9--Pension Plan

Metro Health has a noncontributory, single employer defined benefit pension plan, which covered substantially all employees prior to being frozen as of December 31, 2007. The plan generally provides benefits based on each employee's years of service and final average earnings, as defined, and does not provide any automatic or ad-hoc cost of living adjustments. The Metro Health Board of Directors has the authority to establish and amend benefit provisions of the plan.

The annual pension expense and net pension liability is actuarially determined using the entry age normal level percentage of pay method. Metro Health has elected to measure the net pension liability one year prior to the fiscal year end reporting date and amounts measured at June 30, 2018 and 2017 were determined based on an actuarial valuation at October 1, 2017 and 2016, respectively. There are no significant changes known which would impact the total net pension liability between the measurement date and the reporting date, other than typical plan experience.

For purposes of the June 30, 2018 and 2017 measurement dates, the number of plan participants consisted of the following:

| | 2018 | 2017 |
|---|--------------|--------------|
| Active participants | 574 | 612 |
| Vested terminated participants | 905 | 947 |
| Retirees, beneficiaries and disabled participants | 372 | 366 |
| | <u>1,851</u> | <u>1,925</u> |

UNIVERSITY OF MICHIGAN

Notes to Consolidated Financial Statements--Continued

Note 9--Pension Plan--Continued

Changes in the reported net pension liability for the years ended June 30, 2019 and 2018 are summarized as follows:

| | 2019 | | |
|---|-------------------------|---|-----------------------|
| | Total Pension Liability | Plan Fiduciary Net Position (in thousands) | Net Pension Liability |
| Balance, beginning of year | \$ 72,680 | \$ 76,503 | \$ (3,823) |
| Interest cost | 4,930 | | 4,930 |
| Changes in assumptions | (273) | | (273) |
| Differences between expected and actual plan experience | 1,361 | | 1,361 |
| Benefit payments | (4,489) | (4,489) | - |
| Contributions from the employer | | 1,047 | (1,047) |
| Net investment income: | | | |
| Expected investment earnings | | 5,234 | (5,234) |
| Differences between expected and actual investment earnings | | (1,168) | 1,168 |
| Balance, end of year | \$ 74,209 | \$ 77,127 | \$ (2,918) |

| | 2018 | | |
|---|-------------------------|---|-----------------------|
| | Total Pension Liability | Plan Fiduciary Net Position (in thousands) | Net Pension Liability |
| Balance, beginning of year | \$ 73,968 | \$ 70,532 | \$ 3,436 |
| Interest cost | 5,013 | | 5,013 |
| Changes in assumptions | (822) | | (822) |
| Differences between expected and actual plan experience | (767) | | (767) |
| Benefit payments | (4,712) | (4,712) | - |
| Contributions from the employer | | 2,171 | (2,171) |
| Net investment income: | | | |
| Expected investment earnings | | 4,848 | (4,848) |
| Differences between expected and actual investment earnings | | 3,664 | (3,664) |
| Balance, end of year | \$ 72,680 | \$ 76,503 | \$ (3,823) |

The plan fiduciary net position as a percentage of the total pension liability was 104 percent and 105 percent at June 30, 2019 and 2018, respectively.

UNIVERSITY OF MICHIGAN

Notes to Consolidated Financial Statements--Continued

Note 9--Pension Plan--Continued

Significant actuarial assumptions used at the June 30, 2018 and 2017 measurement dates are as follows:

| | 2018 | 2017 |
|---------------------------|--|--|
| Discount rate | 7.00% | 7.00% |
| Inflation | 2.00% | 2.00% |
| Investment rate of return | 7.00% | 7.00% |
| Mortality table | RP-2014 Employee and Healthy Annuitant, Scale MP-2017 | RP-2014 Employee and Healthy Annuitant, Scale MP-2016 |

Discount rates are based on the expected rate of return on pension plan investments. The projection of cash flows used to determine the single discount rate for each fiscal year end assumed that employer contributions will be made based on the minimum contribution projection under provisions of ERISA and the Pension Protection Act of 2006, including MAP-21, for future years. Based on the stated assumptions, the pension plan's fiduciary net position and future contributions were sufficient to finance the future benefit payments of the current plan members for all projection years. As a result, the long-term expected rate of return on pension plan investments was applied to all periods of the projected benefit payments to determine the total pension liability.

The long-term expected rate of return on pension plan investments of 7.00 percent at both June 30, 2018 and 2017 was determined using the expected future rates of return for the target asset allocation of the portfolio. The target allocation and best estimate geometric rates of return by asset class are summarized as follows:

| | 2018 | | 2017 | |
|-------------------------|-------------------------|------------------------------|-------------------------|------------------------------|
| | Portfolio Allocation | Long-Term Expected Return | Portfolio Allocation | Long-Term Expected Return |
| U.S. large cap | 25.0% | 6.3% | 25.0% | 6.8% |
| U.S. mid cap | 10.5% | 7.1% | 10.5% | 7.6% |
| U.S. small cap | 6.5% | 7.8% | 6.5% | 8.3% |
| International developed | 14.0% | 5.2% | 14.0% | 5.6% |
| Emerging market | 9.0% | 5.1% | 9.0% | 5.6% |
| STRIPs | 7.0% | 4.3% | 7.0% | 4.5% |
| Corporate 10+ year | 28.0% | 5.0 % | 28.0% | 4.8% |

UNIVERSITY OF MICHIGAN

Notes to Consolidated Financial Statements--Continued

Note 9--Pension Plan--Continued

A one-percentage point change in the discount rate would impact the reported net pension liability at June 30, 2019 and 2018 as follows:

| | 2019 | | 2018 | |
|-----------------------|----------------|-------------|-------------|-------------|
| | 1% Decrease | 1% Increase | 1% Decrease | 1% Increase |
| | (in thousands) | | | |
| Net pension liability | \$ 8,313 | \$ (6,931) | \$ 8,751 | \$ (7,252) |

The components of pension income for the years ended June 30, 2019 and 2018 are summarized as follows:

| | 2019 | 2018 |
|--|-------------------|-------------------|
| | (in thousands) | |
| Interest cost | \$ 4,930 | \$ 5,013 |
| Expected investment earnings | (5,234) | (4,848) |
| Amortization of deferred outflows and deferred inflows | (7,857) | (9,582) |
| | <u>\$ (8,161)</u> | <u>\$ (9,417)</u> |

Deferred outflows and deferred inflows related to the reported net pension liability at June 30, 2019 and 2018 are summarized as follows:

| | 2019 | | 2018 | |
|---|-------------------|------------------|-------------------|------------------|
| | Deferred Outflows | Deferred Inflows | Deferred Outflows | Deferred Inflows |
| | (in thousands) | | | |
| Changes in assumptions | | \$ 330 | | \$ 8,047 |
| Differences between expected and actual plan experience | \$ 789 | 161 | \$ 626 | 464 |
| Differences between expected and actual investment earnings | 934 | 2,724 | | 3,720 |
| | 1,723 | 3,215 | 626 | 12,231 |
| Contributions made after measurement date | 1,244 | | 1,047 | |
| | <u>\$ 2,967</u> | <u>\$ 3,215</u> | <u>\$ 1,673</u> | <u>\$ 12,231</u> |

Notes to Consolidated Financial Statements--Continued

Deferred outflows and deferred inflows related to changes in assumptions and differences between expected and actual experience will be recognized into expense in the following years ended June 30 based upon the average future work life expectancy of plan participants (in thousands):

The inputs used to determine the fair value of the plan's investments reported at June 30, 2019 and 2018 are summarized as follows:

| | 2018 | | | Total Fair Value |
|--|-----------|---------------------------|----------|------------------|
| | Level 1 | Level 2 (in thousands) | NAV | |
| Equity securities | \$ 54,057 | | | \$ 54,057 |
| Fixed income securities | | \$ 21,297 | | 21,297 |
| Nonmarketable alternative investments | | | \$ 1,149 | 1,149 |
| | \$ 54,057 | \$ 21,297 | \$ 1,149 | \$ 76,503 |

UNIVERSITY OF MICHIGAN

Notes to Consolidated Financial Statements--Continued

Note 10--Postemployment Benefits

The University provides retiree health and welfare benefits, primarily medical, prescription drug, dental and life insurance coverage, to eligible retirees and their eligible dependents. Substantially all full-time regular University employees may become eligible for these benefits if they reach retirement age while working for the University. For employees retiring on or after January 1, 1987, contributions toward health and welfare benefits are shared between the University and the retiree and can vary based on date of hire, date of retirement, age and coverage elections.

The University also provides income replacement benefits, retirement savings contributions and health and life insurance benefits to substantially all regular University employees that are enrolled in a University sponsored long-term disability plan and qualify, based on disability status while working for the University, to receive basic or expanded long-term disability benefits. Contributions toward the expanded long-term disability plan are shared between the University and employees and vary based on years of service, annual base salary and coverage elections. Contributions toward the basic long-term disability plan are paid entirely by the University.

These postemployment benefits are provided through single-employer plans administered by the University. The Executive Vice Presidents of the University have the authority to establish and amend benefit provisions of the plans.

Actuarial projections of benefits expense are based on the substantive plan (the plan as understood by the employer and the plan members) and include the types of benefits provided and announced future changes at the time of each valuation and the historical pattern of sharing benefit costs between the employer and plan members to that point.

The University's reported liability for postemployment benefits obligations is calculated using the entry age normal level percent of pay method. The University has elected to measure the total postemployment liability one year prior to the fiscal year end reporting date and amounts measured at June 30, 2018 and 2017 were determined based on an actuarial valuation at January 1, 2018 and 2017, respectively. There are no significant changes known which would impact the total postemployment liability between the measurement date and the reporting date, other than typical plan experience.

UNIVERSITY OF MICHIGAN

Notes to Consolidated Financial Statements--Continued

Note 10--Postemployment Benefits--Continued

For purposes of the June 30, 2018 and 2017 measurement dates, the number of plan participants consisted of the following:

| | 2018 | | 2017 | |
|---|-------------------------------|-------------------------|-------------------------------|-------------------------|
| | Retiree Health and Welfare | Long-term Disability | Retiree Health and Welfare | Long-term Disability |
| Active employees | 42,559 | 36,331 | 40,757 | 35,020 |
| Retirees receiving benefits | 10,092 | | 9,694 | |
| Surviving spouses | 871 | | 862 | |
| Participants receiving disability benefits | | 578 | | 619 |
| | 53,522 | 36,909 | 51,313 | 35,639 |

UNIVERSITY OF MICHIGAN

Notes to Consolidated Financial Statements--Continued

Note 10--Postemployment Benefits--Continued

Changes in the reported total liability for postemployment benefits obligations for the years ended June 30, 2019 and 2018 are summarized as follows:

| 2019 | | | |
|--|-------------------------------|---|---------------------|
| | Retiree Health and Welfare | Long-term Disability (in thousands) | Total |
| Balance, beginning of year | \$ 3,002,304 | \$ 301,436 | \$ 3,303,740 |
| Service cost | 112,698 | 29,235 | 141,933 |
| Interest cost | 110,559 | 11,241 | 121,800 |
| Changes in assumptions | (379,778) | (3,537) | (383,315) |
| Differences between expected and actual plan experience | 23,232 | (5,697) | 17,535 |
| Benefit payments | (53,974) | (33,664) | (87,638) |
| Balance, end of year | 2,815,041 | 299,014 | 3,114,055 |
| Less current portion | 56,815 | 30,897 | 87,712 |
| | <u>\$ 2,758,226</u> | <u>\$ 268,117</u> | <u>\$ 3,026,343</u> |

| 2018 | | | |
|--|-------------------------------|---|---------------------|
| | Retiree Health and Welfare | Long-term Disability (in thousands) | Total |
| Balance, beginning of year | \$ 2,930,656 | \$ 267,671 | \$ 3,198,327 |
| Service cost | 115,686 | 28,101 | 143,787 |
| Interest cost | 86,129 | 8,024 | 94,153 |
| Changes in assumptions | (124,729) | 16,855 | (107,874) |
| Differences between expected and actual plan experience | 43,472 | 9,249 | 52,721 |
| Benefit payments | (48,910) | (28,464) | (77,374) |
| Balance, end of year | 3,002,304 | 301,436 | 3,303,740 |
| Less current portion | 53,974 | 33,664 | 87,638 |
| | <u>\$ 2,948,330</u> | <u>\$ 267,772</u> | <u>\$ 3,216,102</u> |

Since a portion of retiree medical services will be provided by the University's health system, the reported liability for postemployment benefits obligations is net of the related margin and fixed costs associated with providing those services which totaled \$579,735,000 and \$611,361,000 at June 30, 2019 and 2018, respectively.

UNIVERSITY OF MICHIGAN

Notes to Consolidated Financial Statements--Continued

Note 10--Postemployment Benefits--Continued

The University's liability for postemployment benefits obligations at June 30, 2019 is not reduced by the anticipated Medicare Retiree Drug Subsidy for future periods. This subsidy would reduce the total postemployment benefits liability by approximately \$295,000,000.

Assets used to fund postemployment benefits are not maintained in a separate legal trust. The University has no obligation to make contributions in advance of when insurance premiums or claims are due for payment and currently pays for postemployment benefits on a pay-as-you-go basis. The University's reported postemployment benefits obligations at June 30, 2019 and 2018 as a percentage of covered payroll of \$4,013,983,000 and \$3,792,553,000 was 78 percent and 87 percent, respectively.

Significant actuarial assumptions used at the June 30, 2018 and 2017 measurement dates are as follows:

| | 2018 | 2017 |
|--|---|---|
| Discount rate* | 3.87% | 3.58% |
| Inflation rate | 2.00% | 2.00% |
| Immediate/ultimate administrative trend rate | 0.0%/3.0% | 0.0%/3.0% |
| Immediate/ultimate medical trend rate | 6.5%/4.5% | 6.5%/4.5% |
| Immediate/ultimate Rx trend rate | 9.0%/4.5% | 9.5%/4.5% |
| Increase in compensation rate | 4.00% | 4.00% |
| Mortality table** | RP-2014 White Collar Head Count Table, Scale MP-2017 | RP-2014 White Collar Head Count Table, Scale MP-2016 |
| Average future work life expectancy (years): | | |
| Retiree health and welfare | 9.14 | 9.17 |
| Long-term disability | 11.47 | 11.43 |

* Bond Buyer 20-year General Obligation Municipal Bond Index as of the last publication of the measurement period

** Based on the University's study of mortality experience from 2010-2014

UNIVERSITY OF MICHIGAN

Notes to Consolidated Financial Statements--Continued

Note 10--Postemployment Benefits--Continued

A one-percentage point change in the discount rate and assumed health care cost trend rates would impact the reported total liability for postemployment benefits obligations at June 30, 2019 and 2018 as follows:

| | 2019 | | 2018 | |
|----------------------------|----------------|--------------|--------------|--------------|
| | 1% Decrease | 1% Increase | 1% Decrease | 1% Increase |
| | (in thousands) | | | |
| Discount rate: | | | | |
| Retiree health and welfare | \$ 604,507 | \$ (467,375) | \$ 677,895 | \$ (520,431) |
| Long-term disability | \$ 11,362 | \$ (11,012) | \$ 11,211 | \$ (11,260) |
| Health care trend rates: | | | | |
| Retiree health and welfare | \$ (511,949) | \$ 688,288 | \$ (563,305) | \$ 768,219 |
| Long-term disability | \$ (12,311) | \$ 12,540 | \$ (11,907) | \$ 12,196 |

The components of postemployment benefits expense for the years ended June 30, 2019 and 2018 are summarized as follows:

| | 2019 | | |
|--|----------------------------|----------------------|------------|
| | Retiree Health and Welfare | Long-term Disability | Total |
| | (in thousands) | | |
| Service cost | \$ 112,698 | \$ 29,235 | \$ 141,933 |
| Interest cost | 110,559 | 11,241 | 121,800 |
| Amortization of deferred outflows and deferred inflows | (21,731) | 3,135 | (18,596) |
| | \$ 201,526 | \$ 43,611 | \$ 245,137 |

| | 2018 | | |
|--|----------------------------|----------------------|------------|
| | Retiree Health and Welfare | Long-term Disability | Total |
| | (in thousands) | | |
| Service cost | \$ 115,686 | \$ 28,101 | \$ 143,787 |
| Interest cost | 86,129 | 8,024 | 94,153 |
| Amortization of deferred outflows and deferred inflows | 17,278 | 3,940 | 21,218 |
| | \$ 219,093 | \$ 40,065 | \$ 259,158 |

UNIVERSITY OF MICHIGAN

Notes to Consolidated Financial Statements--Continued

Note 10--Postemployment Benefits--Continued

Deferred outflows and deferred inflows related to the reported total liability for postemployment benefits obligations at June 30, 2019 and 2018 are summarized as follows:

| | 2019 | | 2018 | |
|--|----------------------|---------------------|----------------------|---------------------|
| | Deferred Outflows | Deferred Inflows | Deferred Outflows | Deferred Inflows |
| | (in thousands) | | | |
| Changes in assumptions | \$ 189,425 | \$ 438,981 | \$ 217,407 | \$ 111,127 |
| Differences between expected and actual plan experience | 72,475 | 5,200 | 58,623 | |
| | 261,900 | 444,181 | 276,030 | 111,127 |
| Benefit payments made after measurement date | 87,712 | | 87,638 | |
| | \$ 349,612 | \$ 444,181 | \$ 363,668 | \$ 111,127 |

Deferred outflows and deferred inflows related to changes in assumptions and the differences between expected and actual plan experience will be recognized into expense in the following years ended June 30 based upon the average future work life expectancy of plan participants (in thousands):

| | |
|-----------------|---------------------|
| 2020 | \$ (18,596) |
| 2021 | (18,596) |
| 2022 | (18,596) |
| 2023 | (18,596) |
| 2024 | (18,596) |
| 2025 and beyond | (89,301) |
| | <u>\$ (182,281)</u> |

UNIVERSITY OF MICHIGAN

Notes to Consolidated Financial Statements--Continued

Note 11--Retirement Plan

The University has a defined contribution retirement plan for all qualified employees through TIAA and Fidelity Management Trust Company ("FMTC") mutual funds. All regular and supplemental instructional and primary staff are eligible to participate in the plan based upon age and service requirements. Participants maintain individual contracts with TIAA, or accounts with FMTC, and are fully vested.

For payroll covered under the plan, eligible employees generally contribute 5 percent of their pay and the University generally contributes 10 percent of employees' pay to the plan, while certain employees generally contribute 4.5 percent of their pay, with the University contributing 9 percent of those employees' pay to the plan. The University contribution commences after an employee has completed one year of employment. Participants may elect to contribute additional amounts to the plans within specified limits that are not matched by University contributions. Contributions and covered payroll under the plan (excluding participants' additional contributions) for the years ended June 30, 2019 and 2018 are summarized as follows:

| | 2019 | 2018 |
|----------------------------|----------------|--------------|
| | (in thousands) | |
| University contributions | \$ 304,344 | \$ 286,376 |
| Employee contributions | \$ 158,856 | \$ 150,488 |
| Payroll covered under plan | \$ 4,013,983 | \$ 3,792,553 |
| Total payroll | \$ 4,182,021 | \$ 3,947,501 |

UNIVERSITY OF MICHIGAN

Notes to Consolidated Financial Statements--Continued

Note 12--Net Position

The composition of net position at June 30, 2019 and 2018 is summarized as follows:

| | 2019 | 2018 |
|--|----------------------|----------------------|
| | (in thousands) | |
| Net investment in capital assets | \$ 3,742,630 | \$ 3,722,086 |
| Restricted: | | |
| Nonexpendable: | | |
| Permanent endowment corpus | 2,328,667 | 2,146,358 |
| Expendable: | | |
| Net appreciation of permanent endowments | 2,144,532 | 2,067,392 |
| Funds functioning as endowment | 2,382,037 | 2,308,185 |
| Restricted for operations and other | 685,988 | 631,747 |
| Unrestricted | 3,520,054 | 3,405,277 |
| | <u>\$ 14,803,908</u> | <u>\$ 14,281,045</u> |

Unrestricted net position is not subject to externally imposed stipulations; however, it is subject to internal restrictions. For example, unrestricted net position may be designated for specific purposes by action of management or the Board of Regents. At June 30, 2019 and 2018, substantially all of the unrestricted net position has been designated for various academic programs, research initiatives and capital projects.

Note 13--Federal Direct Lending Program

The University distributed \$279,638,000 and \$301,194,000 during the years ended June 30, 2019 and 2018, respectively, for student loans through the U.S. Department of Education ("DoED") federal direct lending program. These distributions and related funding sources are not included as expenses and revenues in the accompanying financial statements. The statement of net position includes a receivable of \$2,514,000 and \$3,183,000 at June 30, 2019 and 2018, respectively, for DoED funding received subsequent to distribution.

UNIVERSITY OF MICHIGAN

Notes to Consolidated Financial Statements--Continued

Note 14--Commitments and Contingencies

Authorized expenditures for construction and other projects unexpended at June 30, 2019 were \$905,719,000. Of these expenditures, the University expects that \$725,656,000 will be funded by internal sources, gifts, grants and future borrowings; \$89,250,000 by the State Building Authority and the remaining \$90,813,000 will be funded using unexpended bond proceeds.

Under the terms of various limited partnership agreements approved by the Board of Regents or University officers, the University is obligated to make periodic payments for advance commitments to venture capital, private equity, real estate, natural resources and absolute return strategies. At June 30, 2019, the University had committed, but not paid, a total of \$6,089,675,000 in funding for these alternative investments. Based on historical capital calls and discussions with those managing the limited partnerships, outstanding commitments for such investments are anticipated to be paid in the following years ended June 30 (in thousands):

| | |
|-----------------|---------------------|
| 2020 | \$ 2,028,944 |
| 2021 | 1,413,306 |
| 2022 | 1,017,833 |
| 2023 | 631,414 |
| 2024 | 393,723 |
| 2025 and beyond | 604,455 |
| | <u>\$ 6,089,675</u> |

These commitments are generally able to be called prior to an agreed commitment expiration date and therefore may occur earlier or later than estimated.

The University has entered into capital and operating leases for certain space and equipment, which expire at various dates through 2039. Outstanding commitments for these leases are expected to be paid in the following years ended June 30:

| | Capital (in thousands) | Operating (in thousands) |
|---|---------------------------|-----------------------------|
| 2020 | \$ 10,589 | \$ 47,369 |
| 2021 | 10,053 | 42,360 |
| 2022 | 10,211 | 38,335 |
| 2023 | 10,327 | 33,058 |
| 2024 | 8,815 | 29,771 |
| 2025-2029 | 45,738 | 78,248 |
| 2030-2034 | 48,351 | 16,526 |
| 2035-2039 | 18,821 | 2,135 |
| | <u>162,905</u> | <u>\$ 287,802</u> |
| Less amount representing interest | 72,894 | |
| Present value of minimum lease payments | <u>\$ 90,011</u> | |

UNIVERSITY OF MICHIGAN

Notes to Consolidated Financial Statements--Continued

Note 14--Commitments and Contingencies--Continued

Operating lease expenses totaled \$47,572,000 and \$49,058,000 in 2019 and 2018, respectively.

Substantial amounts are received and expended by the University under federal and state programs and are subject to audit by cognizant governmental agencies. This funding relates to research, student aid, patient care and other programs. The University believes that any liabilities arising from such audits will not have a material effect on its financial position.

The University is a party to various pending legal actions and other claims in the normal course of business, and is of the opinion that the outcome of these proceedings will not have a material adverse effect on its financial position.

UNIVERSITY OF MICHIGAN

Notes to Consolidated Financial Statements--Continued

Note 15--Operating Expenses by Function

Operating expenses by functional classification for the years ended June 30, 2019 and 2018 are summarized as follows:

| 2019 | | | | | |
|--|---------------------------------|-----------------------------|--------------------------------|------------------------------------|--------------|
| | Compensation and Benefits | Supplies and Services | Depreciation (in thousands) | Scholarships and Fellowships | Total |
| Instruction | \$ 1,031,768 | \$ 163,400 | | | \$ 1,195,168 |
| Research | 583,018 | 274,560 | | | 857,578 |
| Public service | 132,685 | 76,032 | | | 208,717 |
| Academic support | 278,109 | 87,967 | | | 366,076 |
| Student services | 100,220 | 28,743 | | | 128,963 |
| Institutional support | 196,839 | 75,132 | | | 271,971 |
| Operations and maintenance of plant | 92,387 | 259,190 | | | 351,577 |
| Auxiliary enterprises | 3,353,925 | 1,558,780 | | | 4,912,705 |
| Depreciation | | | \$ 567,857 | | 567,857 |
| Scholarships and fellowships | | | | \$ 164,428 | 164,428 |
| | \$ 5,768,951 | \$ 2,523,804 | \$ 567,857 | \$ 164,428 | \$ 9,025,040 |
| 2018 | | | | | |
| | Compensation and Benefits | Supplies and Services | Depreciation (in thousands) | Scholarships and Fellowships | Total |
| Instruction | \$ 1,000,388 | \$ 152,833 | | | \$ 1,153,221 |
| Research | 555,853 | 267,734 | | | 823,587 |
| Public service | 129,675 | 81,769 | | | 211,444 |
| Academic support | 255,641 | 61,604 | | | 317,245 |
| Student services | 89,762 | 27,516 | | | 117,278 |
| Institutional support | 185,801 | 60,702 | | | 246,503 |
| Operations and maintenance of plant | 53,337 | 297,558 | | | 350,895 |
| Auxiliary enterprises | 3,160,935 | 1,452,876 | | | 4,613,811 |
| Depreciation | | | \$ 568,707 | | 568,707 |
| Scholarships and fellowships | | | | \$ 156,738 | 156,738 |
| | \$ 5,431,392 | \$ 2,402,592 | \$ 568,707 | \$ 156,738 | \$ 8,559,429 |

UNIVERSITY OF MICHIGAN

Notes to Consolidated Financial Statements--Continued

Note 16--UM Health

Condensed financial information for UM Health, a blended component unit, before the elimination of certain intra-University transactions, at and for the years ended June 30, 2019 and 2018 is as follows:

| | 2019 | 2018 |
|--|----------------|------------|
| | (in thousands) | |
| Condensed Statement of Net Position | | |
| Assets: | | |
| Current assets | \$ 78,296 | \$ 121,110 |
| Noncurrent assets | 258,841 | 242,561 |
| Total assets | 337,137 | 363,671 |
| Deferred outflows | 5,479 | 5,094 |
| Total assets and deferred outflows | \$ 342,616 | \$ 368,765 |
| Liabilities: | | |
| Current liabilities | \$ 49,389 | \$ 60,717 |
| Noncurrent liabilities | 208,875 | 214,465 |
| Total liabilities | 258,264 | 275,182 |
| Deferred inflows | 5,860 | 15,042 |
| Net position: | | |
| Net investment in capital assets | 19,765 | (2,536) |
| Restricted: | | |
| Nonexpendable | 3,881 | 3,247 |
| Expendable | 13,567 | 13,310 |
| Unrestricted | 41,279 | 64,520 |
| Total net position | 78,492 | 78,541 |
| Total liabilities, deferred inflows and net position | \$ 342,616 | \$ 368,765 |
| Condensed Statement of Revenues, Expenses and Changes in Net Position | | |
| Operating revenues | \$ 472,905 | \$ 434,611 |
| Operating expenses other than depreciation expense | 438,974 | 401,607 |
| Depreciation expense | 22,028 | 46,268 |
| Operating gain (loss) | 11,903 | (13,264) |
| Nonoperating expenses, net | (6,966) | (7,408) |
| Other expenses, net | (4,986) | (3,268) |
| Decrease in net position | (49) | (23,940) |
| Net position, beginning of year | 78,541 | 102,481 |
| Net position, end of year | \$ 78,492 | \$ 78,541 |
| Condensed Statement of Cash Flows | | |
| Net cash provided by operating activities | \$ 15,865 | \$ 10,509 |
| Net cash used in noncapital financing activities | (1,033) | (1,187) |
| Net cash used in capital and related financing activities | (53,924) | (32,866) |
| Net cash provided by investing activities | 23,942 | 148 |
| Net decrease in cash and cash equivalents | (15,150) | (23,396) |
| Cash and cash equivalents, beginning of year | 21,327 | 44,723 |
| Cash and cash equivalents, end of year | \$ 6,177 | \$ 21,327 |

UNIVERSITY OF MICHIGAN

Required Supplementary Information (Unaudited)

Pension Plan

Changes in the reported net pension liability for the years ended June 30 are summarized as follows:

| 2019 | | | |
|---|-------------------------|---|-----------------------|
| | Total Pension Liability | Plan Fiduciary Net Position (in thousands) | Net Pension Liability |
| Balance, beginning of year | \$ 72,680 | \$ 76,503 | \$ (3,823) |
| Interest cost | 4,930 | | 4,930 |
| Changes in assumptions | (273) | | (273) |
| Differences between expected and actual plan experience | 1,361 | | 1,361 |
| Benefit payments | (4,489) | (4,489) | - |
| Contributions from the employer | | 1,047 | (1,047) |
| Net investment income: | | | |
| Expected investment earnings | | 5,234 | (5,234) |
| Differences between expected and actual investment earnings | | (1,168) | 1,168 |
| Balance, end of year | \$ 74,209 | \$ 77,127 | \$ (2,918) |

| 2018 | | | |
|---|-------------------------|---|-----------------------|
| | Total Pension Liability | Plan Fiduciary Net Position (in thousands) | Net Pension Liability |
| Balance, beginning of year | \$ 73,968 | \$ 70,532 | \$ 3,436 |
| Interest cost | 5,013 | | 5,013 |
| Changes in assumptions | (822) | | (822) |
| Differences between expected and actual plan experience | (767) | | (767) |
| Benefit payments | (4,712) | (4,712) | - |
| Contributions from the employer | | 2,171 | (2,171) |
| Net investment income: | | | |
| Expected investment earnings | | 4,848 | (4,848) |
| Differences between expected and actual investment earnings | | 3,664 | (3,664) |
| Balance, end of year | \$ 72,680 | \$ 76,503 | \$ (3,823) |

UNIVERSITY OF MICHIGAN

Required Supplementary Information (Unaudited)--Continued

Pension Plan--Continued

| | 2017 | | |
|---|-------------------------|---|-----------------------|
| | Total Pension Liability | Plan Fiduciary Net Position (in thousands) | Net Pension Liability |
| Balance, beginning of year | \$ 96,414 | \$ 67,236 | \$ 29,178 |
| Interest cost | 4,482 | | 4,482 |
| Changes in assumptions | (24,906) | | (24,906) |
| Differences between expected and actual plan experience | 2,067 | | 2,067 |
| Benefit payments | (4,089) | (4,089) | - |
| Contributions from the employer | | 2,903 | (2,903) |
| Net investment income: | | | |
| Expected investment earnings | | 3,166 | (3,166) |
| Differences between expected and actual investment earnings | | 1,316 | (1,316) |
| Balance, end of year | \$ 73,968 | \$ 70,532 | \$ 3,436 |

The plan fiduciary net position as a percentage of the total pension liability reported at June 30 was as follows:

| | |
|------|------|
| 2019 | 104% |
| 2018 | 105% |
| 2017 | 95% |

Employer contributions in relation to actuarially determined contributions for the years ended June 30 are as follows:

| | Employer Contributions* | Actuarially Determined Contributions (in thousands) | Excess (Deficient) Contributions |
|------|-------------------------|--|----------------------------------|
| 2019 | \$ 1,244 | \$ 393 | \$ 851 |
| 2018 | \$ 1,047 | \$ 1,622 | \$ (575) |
| 2017 | \$ 2,171 | \$ 1,754 | \$ 417 |

* Reflects no employer contributions after April 30 of the respective fiscal year

UNIVERSITY OF MICHIGAN

Required Supplementary Information (Unaudited)--Continued

Pension Plan--Continued

Significant methods and assumptions used to calculate the actuarially determined contributions for the years ended June 30 are as follows:

Actuarially determined contributions The plan is subject to funding requirements under the provisions of ERISA and the Pension Protection Act of 2006 (including MAP-21, HATFA and BBA). The actuarially determined contributions represent the IRC Section 430 minimum required contributions.

Contributions in relation to actuarially determined contributions Under IRC Section 430, the due date to pay minimum required contributions for the plan year is generally 8½ months after the end of the plan year. For the plan years ended September 30, contributions are due by June 15 of the following year.

Actuarial cost method Unit Credit method

Asset valuation method 24-month smoothed value of assets

| Interest rate | First | Second | Third | Effective |
|---------------|--------------|--------------|--------------|-----------|
| | Segment Rate | Segment Rate | Segment Rate | Rate |
| 2019 | 4.16% | 5.72% | 6.48% | 5.94% |
| 2018 | 4.16% | 5.72% | 6.48% | 5.93% |
| 2017 | 4.43% | 5.91% | 6.65% | 6.13% |

Mortality Prescribed by the Secretary of Treasury and described in Treasury regulation 1.430(h)(3)-1. Based on the RP-2000 gender distinct table that reflects projected mortality improvements 15 years into the future from the valuation date for nonannuitants and seven years into the future for annuitants.

UNIVERSITY OF MICHIGAN

Required Supplementary Information (Unaudited)--Continued

Postemployment Benefits

The historical reconciliation of the total reported liability for postemployment benefits obligations for the years ended June 30 is summarized as follows (amounts in thousands):

| | 2019 | 2018 | 2017 |
|---|--------------|--------------|--------------|
| Service cost | \$ 141,933 | \$ 143,787 | \$ 122,073 |
| Interest cost | 121,800 | 94,153 | 108,561 |
| Changes in assumptions | (383,315) | (107,874) | 255,041 |
| Differences between expected and actual plan experience | 17,535 | 52,721 | 14,028 |
| Benefit payments | (87,638) | (77,374) | (72,302) |
| Net change | \$ (189,685) | \$ 105,413 | \$ 427,401 |
| Total liability, beginning of year | \$ 3,303,740 | \$ 3,198,327 | \$ 2,770,926 |
| Total liability, end of year | \$ 3,114,055 | \$ 3,303,740 | \$ 3,198,327 |
| Covered employee payroll | \$ 4,013,983 | \$ 3,792,553 | \$ 3,568,918 |
| Total liability, end of year, as a percentage of covered employee payroll | 78% | 87% | 90% |

Discount rates used in determining the total reported liability for postemployment benefits obligations at June 30 are as follows:

| | |
|------|-------|
| 2019 | 3.87% |
| 2018 | 3.58% |
| 2017 | 2.85% |
| 2016 | 3.80% |

University of Michigan
Schedule of Expenditures of Federal Awards
For the Year Ended June 30, 2019

| Cluster Title/Federal Grantor/Program | Type | Pass-Through Grantor | Award Identifier | CFDA Number | CFDA Program Title | Federal Expenditures | Pass-Through |
|---|--------------|---|--|-------------|--|-----------------------|--------------|
| STUDENT FINANCIAL ASSISTANCE CLUSTER | | | | | | | |
| Education, Department of | Direct | | | 84.007 | Federal Supplemental Educational Opportunity Grant | \$ 2,313,032 | \$ - |
| Education, Department of | Direct | | | 84.033 | Federal Work-Study Program | \$ 5,595,113 | \$ - |
| Education, Department of | Direct | | | 84.038 | Federal Perkins Loan Program Federal Capital Contributions - Balance Outstanding at Beginning of Year | \$ 65,176,442 | \$ - |
| Education, Department of | Direct | | | 84.038 | Federal Perkins Loan Program Federal Capital Contributions - New Loans | (29,228) | - |
| Education, Department of | Direct | | | 84.038 | Federal Perkins Loan Program Federal Capital Contributions - Administrative Cost Allowance | 50,287 | - |
| Education, Department of | Direct | | | 84.063 | Federal Pell Grant Program | \$ 65,197,501 | \$ - |
| Education, Department of | Direct | | | 84.268 | William D. Ford Federal Direct Loan Program | \$ 51,268,298 | \$ - |
| Education, Department of | Direct | | | 84.379 | Teacher Education Assistance for College and Higher Education Grants (TEACH Grants) | \$ 279,638,474 | \$ - |
| | | | Total Education, Department of | | | \$ 63,310 | \$ - |
| | | | | | | \$ 404,075,728 | \$ - |
| Health and Human Services, Department of | Direct | | | 93.264 | Nurse Faculty Loan Program (NFLP) - Balance Outstanding at Beginning of Year | \$ 3,726,685 | \$ - |
| Health and Human Services, Department of | Direct | | | 93.264 | Nurse Faculty Loan Program (NFLP) - New Loans | 811,125 | - |
| | | | | | | \$ 4,537,810 | \$ - |
| Health and Human Services, Department of | Direct | | | 93.342 | Health Professions Student Loans, Including Primary Care Loans/Loans for Disadvantaged Students - Balance Outstanding at Beginning of Year | \$ 10,559,675 | \$ - |
| Health and Human Services, Department of | Direct | | | 93.342 | Health Professions Student Loans, Including Primary Care Loans/Loans for Disadvantaged Students - New Loans | 1,461,329 | - |
| | | | | | | \$ 12,021,004 | \$ - |
| Health and Human Services, Department of | Direct | | | 93.364 | Nursing Student Loans - Balance Outstanding at Beginning of Year | \$ 1,819,023 | \$ - |
| Health and Human Services, Department of | Direct | | | 93.364 | Nursing Student Loans - New Loans | 389,215 | - |
| | | | | | | \$ 2,208,238 | \$ - |
| Health and Human Services, Department of | Direct | | | 93.925 | Scholarships for Health Professions Students from Disadvantaged Backgrounds - Balance Outstanding at Beginning of Year | \$ 4,636,098 | \$ - |
| Health and Human Services, Department of | Direct | | | 93.925 | Scholarships for Health Professions Students from Disadvantaged Backgrounds - New Loans | 533,278 | - |
| | | | | | | \$ 5,169,376 | \$ - |
| | | | Total Health and Human Services, Department of | | | \$ 23,936,428 | \$ - |
| | | | Total student financial assistance cluster | | | \$ 428,012,156 | \$ - |
| HIGHWAY PLANNING AND CONSTRUCTION CLUSTER | | | | | | | |
| Transportation, Department of-Federal Highway Administr | Pass-Through | Michigan, State of, Transportation, Department of | 2014-0006/Job 122203 | 20.205 | Highway Planning and Construction | \$ 100,170 | \$ - |
| | | | Total highway planning and construction cluster | | | \$ 100,170 | \$ - |
| HIGHWAY SAFETY CLUSTER | | | | | | | |
| Transportation, Department of | Pass-Through | Michigan, State of, State Police | TR-19-04 | 20.600 | State and Community Highway Safety | \$ 358,235 | \$ - |
| Transportation, Department of | Pass-Through | Michigan, State of, State Police | TR-19-08 | 20.600 | State and Community Highway Safety | 4,959 | - |
| | | | | | | \$ 363,194 | \$ - |
| Transportation, Department of | Pass-Through | Michigan, State of, Secretary of State | 231, 19000000197 | 20.616 | National Priority Safety Programs | \$ 38,361 | \$ - |
| Transportation, Department of | Pass-Through | Michigan, State of, State Police | PS-18-10 | 20.616 | National Priority Safety Programs | 25,336 | - |
| Transportation, Department of | Pass-Through | Michigan, State of, State Police | TR-18-01 | 20.616 | National Priority Safety Programs | 250,916 | - |
| Transportation, Department of | Pass-Through | Michigan, State of, State Police | TR-18-07 | 20.616 | National Priority Safety Programs | 30,991 | - |
| Transportation, Department of | Pass-Through | Michigan, State of, State Police | TR-18-11 | 20.616 | National Priority Safety Programs | 39,570 | - |
| Transportation, Department of | Pass-Through | Michigan, State of, State Police | TR-19-04 | 20.616 | National Priority Safety Programs | 84,030 | - |
| Transportation, Department of | Pass-Through | Michigan, State of, State Police | TR-19-05 | 20.616 | National Priority Safety Programs | 62,017 | - |
| Transportation, Department of | Pass-Through | Michigan, State of, State Police | TR-19-06 | 20.616 | National Priority Safety Programs | 62,167 | - |
| | | | | | | \$ 593,388 | \$ - |
| | | | Total highway safety cluster | | | \$ 956,582 | \$ - |
| TRIO CLUSTER | | | | | | | |
| Education, Department of | Direct | | P047M170268 | 84.047 | TRIO Upward Bound | \$ 298,483 | \$ - |
| | | | Total trio cluster | | | \$ 298,483 | \$ - |
| AGING CLUSTER | | | | | | | |
| Health and Human Services, Department of | Pass-Through | Washtenaw, County of | CR 45755 | 93.045 | Special Programs for the Aging, Title III, Part C, Nutrition Services | \$ (315) | \$ - |
| Health and Human Services, Department of | Pass-Through | Washtenaw, County of | CR 45755.2 | 93.045 | Special Programs for the Aging, Title III, Part C, Nutrition Services | 9,499 | - |
| | | | Total aging cluster | | | \$ 9,184 | \$ - |
| CCDF CLUSTER | | | | | | | |
| Health and Human Services, Department of | Pass-Through | Columbia University | 1 (GG008358-06) | 93.575 | Child Care and Development Block Grant | \$ 403,684 | \$ - |

[illegible]

University of Michigan
Schedule of Expenditures of Federal Awards
For the Year Ended June 30, 2019

| Cluster Title/Federal Grantor/Program | Type | Pass-Through Grantor | Award Identifier | CFDA Number | CFDA Program Title | Federal Expenditures | Pass-Through |
|---|--------------|--|----------------------------------|-------------|---|----------------------|---------------------|
| RESEARCH AND DEVELOPMENT CLUSTER | | | | | | | |
| Agriculture, Department of | Direct | | 1232SC18P0173 | 10.RD | | \$ 13,946 | \$ - |
| Agriculture, Department of | Direct | | 15-JV-11242309-073 | 10.RD | | 6,301 | - |
| Agriculture, Department of | Direct | | 16-CR-11242306-071 | 10.RD | | 20,960 | - |
| Agriculture, Department of | Direct | | 17-CR-11242306-028 | 10.RD | | 9,964 | - |
| Agriculture, Department of | Direct | | 19-CR-11242306-007 | 10.RD | | 9,790 | - |
| | | | | | | <u>\$ 60,961</u> | <u>\$ -</u> |
| Agriculture, Department of | Direct | | 17-7415-1329-CA | 10.028 | Wildlife Services | <u>\$ 24,943</u> | <u>\$ -</u> |
| Agriculture, Department of | Pass-Through | University of Washington | UWSC9961 | 10.156 | Federal-State Marketing Improvement Program | <u>\$ 24,306</u> | <u>\$ -</u> |
| Agriculture, Department of | Direct | | NI17MSCFRXXXG068 | 10.202 | Cooperative Forestry Research | <u>\$ 51,760</u> | <u>\$ -</u> |
| Agriculture, Department of | Direct | | NI18MSCFRXXXG046 | 10.202 | Cooperative Forestry Research | <u>264,659</u> | <u>-</u> |
| Agriculture, Department of | Direct | | NI19MSCFRXXXG057 | 10.202 | Cooperative Forestry Research | <u>29,508</u> | <u>-</u> |
| | | | | | | <u>\$ 345,927</u> | <u>\$ -</u> |
| Agriculture, Department of | Pass-Through | University of Minnesota | H006607425 | 10.215 | Sustainable Agriculture Research and Education | <u>\$ 2,128</u> | <u>\$ -</u> |
| Agriculture, Department of | Direct | | 2016-70003-24838 | 10.217 | Higher Education - Institution Challenge Grants Program | <u>\$ 4,733</u> | <u>\$ -</u> |
| | | | | | | <u>\$ -</u> | <u>\$ -</u> |
| Agriculture, Department of | Pass-Through | University of Nebraska-Lincoln | 26-6224-0160-002 | 10.250 | Agreements and Collaborations | <u>\$ (43)</u> | <u>\$ -</u> |
| Agriculture, Department of | Direct | | 58-4000-8-0048-R | 10.253 | Consumer Data and Nutrition Research | <u>\$ 6,890</u> | <u>\$ -</u> |
| Agriculture, Department of | Direct | | 59-4000-8-0065 | 10.253 | Consumer Data and Nutrition Research | <u>40,748</u> | <u>-</u> |
| Agriculture, Department of | Direct | | 59-4000-8-0066 | 10.253 | Consumer Data and Nutrition Research | <u>2,465</u> | <u>-</u> |
| Agriculture, Department of | Direct | | 59-5000-5-0008 | 10.253 | Consumer Data and Nutrition Research | <u>52,331</u> | <u>-</u> |
| Agriculture, Department of | Pass-Through | University of Kentucky | 3200000900-17-237 | 10.253 | Consumer Data and Nutrition Research | <u>19,400</u> | <u>-</u> |
| | | | | | | <u>\$ 121,834</u> | <u>\$ -</u> |
| Agriculture, Department of | Direct | | 2012-68004-20028 | 10.310 | Agriculture and Food Research Initiative (AFRI) | <u>\$ 84,573</u> | <u>\$ -</u> |
| Agriculture, Department of | Direct | | 2015-67013-22953 | 10.310 | Agriculture and Food Research Initiative (AFRI) | <u>90,382</u> | <u>30,371</u> |
| Agriculture, Department of | Direct | | 2015-67015-27094 | 10.310 | Agriculture and Food Research Initiative (AFRI) | <u>125,685</u> | <u>122,338</u> |
| Agriculture, Department of | Direct | | 2017-67019-26292 | 10.310 | Agriculture and Food Research Initiative (AFRI) | <u>198,352</u> | <u>19,982</u> |
| Agriculture, Department of | Direct | | 2018-67030-28239 | 10.310 | Agriculture and Food Research Initiative (AFRI) | <u>41,373</u> | <u>-</u> |
| Agriculture, Department of | Direct | | 2018-67030-28497 | 10.310 | Agriculture and Food Research Initiative (AFRI) | <u>41,271</u> | <u>17,272</u> |
| Agriculture, Department of | Direct | | 2019-67019-29460 | 10.310 | Agriculture and Food Research Initiative (AFRI) | <u>31,346</u> | <u>-</u> |
| Agriculture, Department of | Pass-Through | Husson University | 2018-UM-01 | 10.310 | Agriculture and Food Research Initiative (AFRI) | <u>63,071</u> | <u>-</u> |
| Agriculture, Department of | Pass-Through | Michigan State University | RC104749B | 10.310 | Agriculture and Food Research Initiative (AFRI) | <u>466,127</u> | <u>-</u> |
| Agriculture, Department of | Pass-Through | University at Buffalo | R996610 | 10.310 | Agriculture and Food Research Initiative (AFRI) | <u>30,644</u> | <u>-</u> |
| Agriculture, Department of | Pass-Through | University of Wisconsin | 460K795 | 10.310 | Agriculture and Food Research Initiative (AFRI) | <u>6,588</u> | <u>-</u> |
| | | | | | | <u>\$ 1,179,412</u> | <u>\$ 189,963</u> |
| Agriculture, Department of | Direct | | 2014-JV-11261975-073 | 10.652 | Forestry Research | <u>\$ 13,846</u> | <u>\$ -</u> |
| Agriculture, Department of | Direct | | 18-DG-11420004-182 | 10.674 | Wood Utilization Assistance | <u>\$ 37,801</u> | <u>\$ -</u> |
| Agriculture, Department of | Pass-Through | University of Washington | UWSC10647 | 10.674 | Wood Utilization Assistance | <u>40,862</u> | <u>-</u> |
| | | | | | | <u>\$ 78,663</u> | <u>\$ -</u> |
| Agriculture, Department of | Pass-Through | University of Florida, The | UFDSP00011036/Prime 00119996 | 10.675 | Urban and Community Forestry Program | <u>\$ 1,336</u> | <u>\$ -</u> |
| Agriculture, Department of | Direct | | 16-JV-11221636-174 | 10.701 | Stewardship Agreements | <u>\$ 12,318</u> | <u>\$ -</u> |
| | | | Total Agriculture, Department of | | | <u>\$ 1,870,364</u> | <u>\$ 189,963</u> |
| Commerce, Department of | Direct | | 0099-FY16-IPA-0002 | 11.RD | | \$ 12,208 | \$ - |
| Commerce, Department of | Direct | | RA-133W-14-CN-0134 | 11.RD | (132) | - | - |
| Commerce, Department of | Direct | | RA133W17CN0166 | 11.RD | | 194,592 | - |
| Commerce, Department of | Pass-Through | Consortium for Ocean Leadership | 76911 | 11.RD | | 11,060 | - |
| | | | | | | <u>\$ 217,728</u> | <u>\$ -</u> |
| Commerce, Department of | Direct | | NA18SEC0080006 | 11.008 | NOAA Mission-Related Education Awards | <u>\$ 60,192</u> | <u>\$ 23,390</u> |
| Commerce, Department of | Pass-Through | Great Lakes Observing System (GLOS) | IOOS/DATA-09 | 11.012 | Integrated Ocean Observing System (IOOS) | <u>\$ 76,485</u> | <u>\$ -</u> |
| Commerce, Department of | Pass-Through | University of Maryland, The | SA7525796B | 11.012 | Integrated Ocean Observing System (IOOS) | <u>174,789</u> | <u>-</u> |
| | | | | | | <u>\$ 251,274</u> | <u>\$ -</u> |
| Commerce, Department of | Direct | | ED17HDQ0200083 | 11.020 | Cluster Grants | <u>\$ 169,595</u> | <u>\$ -</u> |
| Commerce, Department of | Direct | | ED16CHI3030032 | 11.303 | Economic Development Technical Assistance | <u>\$ 79,986</u> | <u>\$ -</u> |
| Commerce, Department of | Direct | | ED16HDQ3130040 | 11.313 | Trade Adjustment Assistance for Firms | <u>\$ (131,039)</u> | <u>\$ -</u> |
| Commerce, Department of | Direct | | ED17HDQ3130045 | 11.313 | Trade Adjustment Assistance for Firms | <u>1,511,980</u> | <u>-</u> |
| | | | | | | <u>\$ 1,380,941</u> | <u>\$ -</u> |
| Commerce, Department of | Direct | | NA14OAR4170070 | 11.417 | Sea Grant Support | <u>\$ 1,375,679</u> | <u>\$ 44,435.00</u> |
| Commerce, Department of | Direct | | NA15OAR4170206 | 11.417 | Sea Grant Support | <u>2,326</u> | <u>-</u> |
| Commerce, Department of | Direct | | NA18OAR4170010 | 11.417 | Sea Grant Support | <u>26,518</u> | <u>-</u> |
| Commerce, Department of | Direct | | NA18OAR4170033 | 11.417 | Sea Grant Support | <u>20,202</u> | <u>-</u> |
| Commerce, Department of | Direct | | NA18OAR4170102 | 11.417 | Sea Grant Support | <u>445,458</u> | <u>285,932</u> |
| Commerce, Department of | Direct | | NA18OAR4170126 | 11.417 | Sea Grant Support | <u>7,039</u> | <u>-</u> |
| Commerce, Department of | Direct | | NA19OAR4170001 | 11.417 | Sea Grant Support | <u>26,293</u> | <u>-</u> |
| Commerce, Department of | Direct | | NA19OAR4170002 | 11.417 | Sea Grant Support | <u>23,688</u> | <u>-</u> |
| Commerce, Department of | Direct | | NA19OAR4170003 | 11.417 | Sea Grant Support | <u>22,867</u> | <u>-</u> |
| Commerce, Department of | Pass-Through | Ohio Sea Grant | 60063781 | 11.417 | Sea Grant Support | <u>24,249</u> | <u>-</u> |
| Commerce, Department of | Pass-Through | University of Illinois-Urbana-Champaign | 091182-17109 | 11.417 | Sea Grant Support | <u>4,569</u> | <u>-</u> |
| | | | | | | <u>\$ 1,978,888</u> | <u>\$ 330,367</u> |
| Commerce, Department of | Direct | | NA14NOS4190145 | 11.419 | Coastal Zone Management Administration Awards | <u>\$ 5,216,090</u> | <u>\$ 4,372,384</u> |
| Commerce, Department of | Pass-Through | Michigan, State of, Environmental Quality, Department of | 16-Climate-003 | 11.419 | Coastal Zone Management Administration Awards | <u>54,749</u> | <u>50,940</u> |
| Commerce, Department of | Pass-Through | Michigan, State of, Environmental Quality, Department of | 17-Resiliency Strategy-002 | 11.419 | Coastal Zone Management Administration Awards | <u>50,119</u> | <u>-</u> |
| Commerce, Department of | Pass-Through | Michigan, State of, Environmental Quality, Department of | 18-Clean Marinas-002 | 11.419 | Coastal Zone Management Administration Awards | <u>15,374</u> | <u>-</u> |
| Commerce, Department of | Pass-Through | Michigan, State of, Environmental Quality, Department of | 18-Resiliency Strategy-002 | 11.419 | Coastal Zone Management Administration Awards | <u>36,960</u> | <u>-</u> |
| Commerce, Department of | Pass-Through | Michigan, State of, Environmental Quality, Department of | 19-Resiliency Strategy-003 | 11.419 | Coastal Zone Management Administration Awards | <u>9,090</u> | <u>-</u> |

University of Michigan
Schedule of Expenditures of Federal Awards
For the Year Ended June 30, 2019

| Cluster Title/Federal Grantor/Program | Type | Pass-Through Grantor | Award Identifier | CFDA Number | CFDA Program Title | Federal Expenditures | Pass-Through |
|---------------------------------------|--------------|---|--------------------------------|-------------|---|----------------------|--------------|
| Commerce, Department of | Pass-Through | Michigan, State of, Natural Resources, Department of | 19-Clean Marinas-002 | 11.419 | Coastal Zone Management Administration Awards | 8,884 | |
| | | | | | | \$ 5,391,266 | \$ 4,423,324 |
| Commerce, Department of | Direct | | NA13OAR4310096 | 11.431 | Climate and Atmospheric Research | 28,538 | - |
| Commerce, Department of | Direct | | NA15OAR4310067 | 11.431 | Climate and Atmospheric Research | 3,008 | - |
| Commerce, Department of | Direct | | NA15OAR4310148 | 11.431 | Climate and Atmospheric Research | 594,058 | 103,875 |
| Commerce, Department of | Direct | | NA18OAR4310116 | 11.431 | Climate and Atmospheric Research | 47,164 | - |
| Commerce, Department of | Direct | | NA18OAR4310263 | 11.431 | Climate and Atmospheric Research | 31,636 | 8,432 |
| | | | | | | \$ 704,404 | \$ 112,307 |
| Commerce, Department of | Direct | | NA12OAR4320071 | 11.432 | National Oceanic and Atmospheric Administration (NOAA) | | |
| | | | | | Cooperative Institutes | \$ 551,331 | 87,377 |
| Commerce, Department of | Direct | | NA17OAR4320152 | 11.432 | National Oceanic and Atmospheric Administration (NOAA) | | |
| | | | | | Cooperative Institutes | 4,519,184 | 1,314,230 |
| | | | | | | \$ 5,070,515 | \$ 1,401,607 |
| Commerce, Department of | Direct | | NA18OAR4590363 | 11.459 | Weather and Air Quality Research | \$ 22,447 | 6,905 |
| | | | | | Center for Sponsored Coastal Ocean Research Coastal Ocean | | |
| Commerce, Department of | Direct | | NA16NOS4780209 | 11.478 | Program | \$ 344,508 | - |
| Commerce, Department of | Direct | | 60NANB17D191 | 11.609 | Measurement and Engineering Research and Standards | \$ 175,154 | 64,567 |
| Commerce, Department of | Direct | | 70NANB15H022 | 11.609 | Measurement and Engineering Research and Standards | (332) | - |
| Commerce, Department of | Direct | | 70NANB16H132 | 11.609 | Measurement and Engineering Research and Standards | (27) | - |
| Commerce, Department of | Direct | | 70NANB16H205 | 11.609 | Measurement and Engineering Research and Standards | 59,159 | - |
| Commerce, Department of | Direct | | 70NANB16H307 | 11.609 | Measurement and Engineering Research and Standards | 19,586 | - |
| Commerce, Department of | Direct | | 70NANB17H163 | 11.609 | Measurement and Engineering Research and Standards | 321,629 | - |
| Commerce, Department of | Direct | | 70NANB17H176 | 11.609 | Measurement and Engineering Research and Standards | 194,122 | - |
| Commerce, Department of | Direct | | 70NANB17H214 | 11.609 | Measurement and Engineering Research and Standards | 15,246 | 9,994 |
| Commerce, Department of | Direct | | 70NANB17H291 | 11.609 | Measurement and Engineering Research and Standards | 49,687 | 6,528 |
| Commerce, Department of | Direct | | 70NANB18H140 | 11.609 | Measurement and Engineering Research and Standards | 165,927 | - |
| | | | | | | \$ 1,000,151 | \$ 81,089 |
| Commerce, Department of | Direct | | 70NANB16H267 | 11.620 | Science, Technology, Business and/or Education Outreach | \$ 3,963 | - |
| Commerce, Department of | Direct | | 70NANB17H310 | 11.620 | Science, Technology, Business and/or Education Outreach | 139,344 | - |
| Commerce, Department of | Direct | | 70NANB18H135 | 11.620 | Science, Technology, Business and/or Education Outreach | 600 | - |
| | | | | | | \$ 143,907 | \$ - |
| | | | Total Commerce, Department of | | | \$ 16,815,802 | \$ 6,378,989 |
| Defense, Department of | Direct | | FA8650-17-C-9105 | 12.RD | | \$ 274,039 | - |
| Defense, Department of | Direct | | FA8650-17-C-9106 | 12.RD | | 35,602 | - |
| Defense, Department of | Direct | | FA8650-19-C-1831 | 12.RD | | 14,861 | - |
| Defense, Department of | Direct | | Goodson IPA | 12.RD | | 280,081 | - |
| Defense, Department of | Direct | | HDTRA-1-15-C-0049 | 12.RD | | 166,829 | - |
| Defense, Department of | Direct | | HDTRA1-17-C-00001 | 12.RD | | 302,381 | - |
| Defense, Department of | Direct | | HDTRA1-17-C-0001 | 12.RD | | 76,144 | - |
| Defense, Department of | Direct | | HDTRA117C0046/CLIN001 | 12.RD | | 23,371 | - |
| Defense, Department of | Direct | | HDTRA117C0046/CLIN002 | 12.RD | | 241,881 | - |
| Defense, Department of | Direct | | HDTRA117C0046/CLIN003 | 12.RD | | 15,194 | - |
| Defense, Department of | Direct | | HDTRA118C0073 | 12.RD | | 1,053,679 | - |
| Defense, Department of | Direct | | HQ0147-16-C-6004 | 12.RD | | 47,466 | - |
| Defense, Department of | Direct | | HQ0727-17-2-4100 | 12.RD | | 222,219 | - |
| Defense, Department of | Direct | | HR0011-15-C-0142 | 12.RD | | 441,218 | - |
| Defense, Department of | Direct | | HR001118C0019 | 12.RD | | 834,269 | 377,219 |
| Defense, Department of | Direct | | N00014-18-C-1025 | 12.RD | | 63,481 | - |
| Defense, Department of | Direct | | N00014-19-C-1029 | 12.RD | | 5,085 | - |
| Defense, Department of | Direct | | N00173-19-P-0050 | 12.RD | | 95,104 | - |
| Defense, Department of | Direct | | N00174-16-C-0021 | 12.RD | | 124,705 | - |
| Defense, Department of | Direct | | N00174-16-C-0027 | 12.RD | | 132,028 | - |
| Defense, Department of | Direct | | N65540-10-C-0003 | 12.RD | | (414) | (414) |
| Defense, Department of | Direct | | Visiting Faculty Program | 12.RD | | 14,603 | - |
| Defense, Department of | Direct | | W56HZV-17-P-L507 | 12.RD | | 1,984 | - |
| Defense, Department of | Direct | | W81XWH-17-C-0246 | 12.RD | | 495,757 | - |
| Defense, Department of | Direct | | W81XWH1810078 | 12.RD | | 858,023 | - |
| Defense, Department of | Direct | | W81XWH1810443 | 12.RD | | 161,482 | - |
| Defense, Department of | Direct | | W911QY-15-C-0053 | 12.RD | | 527,993 | 135,002 |
| Defense, Department of | Direct | | W912HQ18C0019 | 12.RD | | 163,999 | - |
| Defense, Department of | Direct | | HR00111990028 | 12.RD | | 189,840 | - |
| Defense, Department of | Pass-Through | Advanced Computational Technology, LLC | 14-ACT-001-U-Michigan | 12.RD | | 4,667 | - |
| Defense, Department of | Pass-Through | American Lightweight Materials Manufacturing Innovation Institute | 0007B-8 | 12.RD | | (8,074) | - |
| Defense, Department of | Pass-Through | American Lightweight Materials Manufacturing Innovation Institute | 4007-01 | 12.RD | | 102,042 | - |
| Defense, Department of | Pass-Through | BARRON ASSOCIATES, INC | 503-SC01 | 12.RD | | 60,317 | - |
| Defense, Department of | Pass-Through | Daniel H. Wagner Associates, Inc. | 9221-0001 | 12.RD | | 101,335 | - |
| Defense, Department of | Pass-Through | Dow Chemical Company | 613-3.1 | 12.RD | | 28,964 | - |
| Defense, Department of | Pass-Through | ERC, Inc. | PS190002 | 12.RD | | 45,483 | - |
| Defense, Department of | Pass-Through | General Dynamics Information Technology | DVBIC-SC-14-0013/ #07ESM912302 | 12.RD | | 302,327 | 132,051 |
| Defense, Department of | Pass-Through | Indiana University | IN-4386932-UM | 12.RD | | 17,992 | - |
| Defense, Department of | Pass-Through | Infocitex Corporation | IDIQ 6000-S009, TO 0002, PO 17 | 12.RD | | 129,374 | - |
| Defense, Department of | Pass-Through | Innovative Bio Therapies (IBT) | Project specific addendum | 12.RD | | 10,403 | - |
| Defense, Department of | Pass-Through | Innovative Bio Therapies (IBT) | SSP9825 | 12.RD | | 9,486 | - |
| Defense, Department of | Pass-Through | Innovision LLC | Research Agreement | 12.RD | | 50,426 | - |
| Defense, Department of | Pass-Through | iReprogram, LLC | Roundtable Research Agreement | 12.RD | | 191,420 | - |

University of Michigan
Schedule of Expenditures of Federal Awards
For the Year Ended June 30, 2019

| Cluster Title/Federal Grantor/Program | Type | Pass-Through Grantor | Award Identifier | CFDA Number | CFDA Program Title | Federal Expenditures | Pass-Through |
|---------------------------------------|--------------|--|--------------------------------|-------------|--|----------------------|--------------|
| Defense, Department of | Pass-Through | iReprogram, LLC | Roundtable Research Agreement | 12.RD | | 86,627 | - |
| Defense, Department of | Pass-Through | Johns Hopkins University | 114322 | 12.RD | | 307,352 | 98,033 |
| Defense, Department of | Pass-Through | Johns Hopkins University | 151533 | 12.RD | | 462,865 | - |
| Defense, Department of | Pass-Through | Kapteyn-Murnane Laboratories, Inc | Res Agrmt # 19953 | 12.RD | | 100,868 | - |
| Defense, Department of | Pass-Through | Leidos, Inc. | P010183085 | 12.RD | | 99,857 | - |
| Defense, Department of | Pass-Through | Leidos, Inc. | P010184830 | 12.RD | | 384,124 | - |
| Defense, Department of | Pass-Through | Leidos, Inc. | P010217713 | 12.RD | | 393,009 | - |
| Defense, Department of | Pass-Through | Leidos, Inc. | PO 10204554 | 12.RD | | 552,693 | - |
| Defense, Department of | Pass-Through | Mettle Ops | PO 123 | 12.RD | | 18,790 | - |
| Defense, Department of | Pass-Through | Mettle Ops | PO 87 | 12.RD | | 174,415 | - |
| Defense, Department of | Pass-Through | Michigan Engineering Services | P.O. 1021.1 | 12.RD | | 13,708 | - |
| Defense, Department of | Pass-Through | Michigan Tech Research Institute (MTRI) | 1702001Z1 | 12.RD | | 28,461 | - |
| Defense, Department of | Pass-Through | Microelectronics Advanced Research Corporation (MARCO) | 2013-MA-2384 | 12.RD | | (17) | - |
| Defense, Department of | Pass-Through | NanoFlex Power Corporation | Cooperative Agreement | 12.RD | | 175,500 | - |
| Defense, Department of | Pass-Through | Northern California Institute for Research & Education, Inc. (NCIRE) | WEI1808-1818 | 12.RD | | 5,034 | - |
| Defense, Department of | Pass-Through | NuCrypt, LLC | NC-UM-RA-N00014-16-C-2004 | 12.RD | | 22,100 | - |
| Defense, Department of | Pass-Through | Oceanit Laboratories, Inc. | A18B-T010 | 12.RD | | 60,022 | - |
| Defense, Department of | Pass-Through | Ohio Aerospace Institute | OAI-C2644-17020 | 12.RD | | 10,576 | - |
| Defense, Department of | Pass-Through | Palo Alto Research Center (PARC) | 313498 | 12.RD | | 84,388 | - |
| Defense, Department of | Pass-Through | PAR Government Systems Corporation | PGSC-SC111346-04 | 12.RD | | 169,546 | - |
| Defense, Department of | Pass-Through | Partners Health Care System | 233453 | 12.RD | | 2,572 | - |
| Defense, Department of | Pass-Through | Physical Sciences, Inc. | SC# 76052-1948-46 | 12.RD | | 14,215 | - |
| Defense, Department of | Pass-Through | Prytime Medical Devices, Inc. | W911QY-15-C-0099 | 12.RD | | 43,629 | - |
| Defense, Department of | Pass-Through | Raytheon Company | 2017-17063000002 | 12.RD | | (12,028) | - |
| Defense, Department of | Pass-Through | Robotic Research, LLC | Subcontract SUB2017-UM-011-TAM | 12.RD | | 190,112 | - |
| Defense, Department of | Pass-Through | Rydberg Technologies LLC | Research Agreement dtd 10/1/17 | 12.RD | | 4,617 | - |
| Defense, Department of | Pass-Through | SenSigma LLC | Roundtable Research Agrmt | 12.RD | | 33,763 | - |
| Defense, Department of | Pass-Through | Shirley Ryan AbilityLab | Subaward No. 6345 | 12.RD | | (22,933) | - |
| Defense, Department of | Pass-Through | Soar Technology, Inc. | 10322.01 | 12.RD | | 257,412 | - |
| Defense, Department of | Pass-Through | Soar Technology, Inc. | SC-17-010/Project 10332.01 | 12.RD | | (16,718) | - |
| Defense, Department of | Pass-Through | Soar Technology, Inc. | SC-18-030 | 12.RD | | 82,583 | - |
| Defense, Department of | Pass-Through | The Feinstein Institute for Medical Research | 500773UM | 12.RD | | 53,749 | - |
| Defense, Department of | Pass-Through | Triple Ring Technologies | STTR Agrmt | 12.RD | | 88,487 | - |
| Defense, Department of | Pass-Through | United Technologies Corporation Power (UTC Power) | PSA #1213639 | 12.RD | | 1,784 | - |
| Defense, Department of | Pass-Through | Universal Technology Corporation | 17-7900-0008-32-C6 | 12.RD | | 3,782 | - |
| Defense, Department of | Pass-Through | Universal Technology Corporation | 18-7900-0008-38-C6 | 12.RD | | 7,824 | - |
| Defense, Department of | Pass-Through | University of California - San Francisco | 11180sc | 12.RD | | 15,897 | - |
| Defense, Department of | Pass-Through | University of Dayton | RSC17064 | 12.RD | | 100,656 | - |
| Defense, Department of | Pass-Through | University of Florida, The | UFDSP00012082 / P0069639 | 12.RD | | 57,028 | - |
| Defense, Department of | Pass-Through | University of Illinois-Urbana-Champaign | 078122-15632 | 12.RD | | 188,029 | - |
| Defense, Department of | Pass-Through | University of Illinois-Urbana-Champaign | 2013-01024-03 C4432 | 12.RD | | 7,192 | - |
| Defense, Department of | Pass-Through | University of Southern California | 87779041 | 12.RD | | 7,856 | - |
| Defense, Department of | Pass-Through | University of Washington | UWSC10720 | 12.RD | | 184,470 | - |
| Defense, Department of | Pass-Through | Wake Forest University | WFUHS 330607 | 12.RD | | (617) | - |
| Defense, Department of | Pass-Through | Wayne State University | WSU18060 | 12.RD | | 735,805 | - |
| Defense, Department of | Pass-Through | Wayne State University | WSU18080 | 12.RD | | 72,914 | - |
| Defense, Department of | Pass-Through | Westat, Inc. | 6367-S01/W81XWH-15-C-0128 | 12.RD | | 88,346 | - |
| Defense, Department of | Pass-Through | Women and Infants Hospital | 9607 | 12.RD | | 6,252 | - |
| Defense, Department of | Pass-Through | Women and Infants Hospital | subcontract 9607 | 12.RD | | 6,998 | - |
| Defense, Department of | Pass-Through | Wright State University | 669737 PO# P0038097 | 12.RD | | 38,937 | - |
| | | | | | | \$ 13,301,597 | \$ 741,891 |
| Defense, Department of | Pass-Through | BAE Systems | 316095 | 12.114 | Collaborative Research and Development | \$ (19,687) | \$ - |
| Defense, Department of | Direct | | FA8750-17-2-0125 | 12.300 | Basic and Applied Scientific Research | \$ 418,547 | \$ - |
| Defense, Department of | Direct | | FA8750-18-2-0011 | 12.300 | Basic and Applied Scientific Research | 229,117 | - |
| Defense, Department of | Direct | | FA8750-18-2-0019 | 12.300 | Basic and Applied Scientific Research | 401,861 | 102,592 |
| Defense, Department of | Direct | | FA9550-18-1-0044 | 12.300 | Basic and Applied Scientific Research | 92,103 | - |
| Defense, Department of | Direct | | N00014-13-1-0217 | 12.300 | Basic and Applied Scientific Research | (1,044) | - |
| Defense, Department of | Direct | | N00014-14-1-0680 | 12.300 | Basic and Applied Scientific Research | 44,094 | - |
| Defense, Department of | Direct | | N00014-14-1-0712 | 12.300 | Basic and Applied Scientific Research | (52,336) | - |
| Defense, Department of | Direct | | N00014-15-1-2141 | 12.300 | Basic and Applied Scientific Research | 253,590 | - |
| Defense, Department of | Direct | | N00014-15-1-2163 | 12.300 | Basic and Applied Scientific Research | (4,411) | - |
| Defense, Department of | Direct | | N00014-15-1-2224 | 12.300 | Basic and Applied Scientific Research | 56,330 | - |
| Defense, Department of | Direct | | N00014-15-1-2382 | 12.300 | Basic and Applied Scientific Research | (3,700) | - |
| Defense, Department of | Direct | | N00014-15-1-2390 | 12.300 | Basic and Applied Scientific Research | 47,704 | - |
| Defense, Department of | Direct | | N00014-15-1-2725 | 12.300 | Basic and Applied Scientific Research | 140,285 | - |
| Defense, Department of | Direct | | N00014-15-1-2752 | 12.300 | Basic and Applied Scientific Research | 306,719 | 67,318 |
| Defense, Department of | Direct | | N00014-16-1-2102 | 12.300 | Basic and Applied Scientific Research | 187,712 | - |
| Defense, Department of | Direct | | N00014-16-1-2239 | 12.300 | Basic and Applied Scientific Research | (126,210) | - |
| Defense, Department of | Direct | | N00014-16-1-2353 | 12.300 | Basic and Applied Scientific Research | 270,414 | - |
| Defense, Department of | Direct | | N00014-16-1-2433 | 12.300 | Basic and Applied Scientific Research | 54,863 | - |
| Defense, Department of | Direct | | N00014-16-1-2560 | 12.300 | Basic and Applied Scientific Research | 206,260 | - |
| Defense, Department of | Direct | | N00014-16-1-2614 | 12.300 | Basic and Applied Scientific Research | 103,013 | - |
| Defense, Department of | Direct | | N00014-16-1-2672 | 12.300 | Basic and Applied Scientific Research | 141,094 | - |
| Defense, Department of | Direct | | N00014-16-1-2728 | 12.300 | Basic and Applied Scientific Research | 199,407 | - |
| Defense, Department of | Direct | | N00014-16-1-2738 | 12.300 | Basic and Applied Scientific Research | 1,085 | - |
| Defense, Department of | Direct | | N00014-16-1-2910 | 12.300 | Basic and Applied Scientific Research | 97,058 | - |

University of Michigan
Schedule of Expenditures of Federal Awards
For the Year Ended June 30, 2019

| Cluster Title/Federal Grantor/Program | Type | Pass-Through Grantor | Award Identifier | CFDA Number | CFDA Program Title | Federal Expenditures | Pass-Through |
|---------------------------------------|--------------|---|-------------------------------|-------------|---------------------------------------|----------------------|--------------|
| Defense, Department of | Direct | | N00014-16-1-2928 | 12.300 | Basic and Applied Scientific Research | 18,455 | - |
| Defense, Department of | Direct | | N00014-16-1-2969 | 12.300 | Basic and Applied Scientific Research | 170,719 | - |
| Defense, Department of | Direct | | N00014-16-1-2971 | 12.300 | Basic and Applied Scientific Research | 253,434 | - |
| Defense, Department of | Direct | | N00014-16-1-2972 | 12.300 | Basic and Applied Scientific Research | 78,947 | - |
| Defense, Department of | Direct | | N00014-16-1-2975 | 12.300 | Basic and Applied Scientific Research | (7,314) | - |
| Defense, Department of | Direct | | N00014-16-1-2978 | 12.300 | Basic and Applied Scientific Research | 171,416 | - |
| Defense, Department of | Direct | | N00014-16-1-3108 | 12.300 | Basic and Applied Scientific Research | 244,338 | - |
| Defense, Department of | Direct | | N00014-16-1-3115 | 12.300 | Basic and Applied Scientific Research | 48,142 | - |
| Defense, Department of | Direct | | N00014-16-1-3135 | 12.300 | Basic and Applied Scientific Research | (54,121) | - |
| Defense, Department of | Direct | | N00014-16-1-3204 | 12.300 | Basic and Applied Scientific Research | 8 | - |
| Defense, Department of | Direct | | N00014-17-1-2050 | 12.300 | Basic and Applied Scientific Research | 396,393 | - |
| Defense, Department of | Direct | | N00014-17-1-2057 | 12.300 | Basic and Applied Scientific Research | 103,071 | 18,302 |
| Defense, Department of | Direct | | N00014-17-1-2211 | 12.300 | Basic and Applied Scientific Research | 170,403 | - |
| Defense, Department of | Direct | | N00014-17-1-2277 | 12.300 | Basic and Applied Scientific Research | (4) | - |
| Defense, Department of | Direct | | N00014-17-1-2296 | 12.300 | Basic and Applied Scientific Research | 172,000 | - |
| Defense, Department of | Direct | | N00014-17-1-2357 | 12.300 | Basic and Applied Scientific Research | 4,447 | - |
| Defense, Department of | Direct | | N00014-17-1-2364 | 12.300 | Basic and Applied Scientific Research | 352,565 | 150,000 |
| Defense, Department of | Direct | | N00014-17-1-2491 | 12.300 | Basic and Applied Scientific Research | 82,918 | - |
| Defense, Department of | Direct | | N00014-17-1-2747 | 12.300 | Basic and Applied Scientific Research | 204,328 | 85,705 |
| Defense, Department of | Direct | | N00014-17-1-2958 | 12.300 | Basic and Applied Scientific Research | 17,318 | - |
| Defense, Department of | Direct | | N00014-17-1-2966 | 12.300 | Basic and Applied Scientific Research | 84,517 | - |
| Defense, Department of | Direct | | N00014-17-1-2982 | 12.300 | Basic and Applied Scientific Research | 201,427 | - |
| Defense, Department of | Direct | | N00014-17-1-2992 | 12.300 | Basic and Applied Scientific Research | 490,967 | 11,405 |
| Defense, Department of | Direct | | N00014-17-1-2998 | 12.300 | Basic and Applied Scientific Research | 260,022 | - |
| Defense, Department of | Direct | | N00014-18-1-2010 | 12.300 | Basic and Applied Scientific Research | 193,865 | - |
| Defense, Department of | Direct | | N00014-18-1-2015 | 12.300 | Basic and Applied Scientific Research | 90,709 | - |
| Defense, Department of | Direct | | N00014-18-1-2020 | 12.300 | Basic and Applied Scientific Research | 398,038 | - |
| Defense, Department of | Direct | | N00014-18-1-2141 | 12.300 | Basic and Applied Scientific Research | 239,165 | - |
| Defense, Department of | Direct | | N00014-18-1-2211 | 12.300 | Basic and Applied Scientific Research | 108,006 | - |
| Defense, Department of | Direct | | N00014-18-1-2269 | 12.300 | Basic and Applied Scientific Research | 120,214 | - |
| Defense, Department of | Direct | | N00014-18-1-2330 | 12.300 | Basic and Applied Scientific Research | 151,699 | - |
| Defense, Department of | Direct | | N00014-18-1-2333 | 12.300 | Basic and Applied Scientific Research | 95,927 | - |
| Defense, Department of | Direct | | N00014-18-1-2337 | 12.300 | Basic and Applied Scientific Research | 307,419 | - |
| Defense, Department of | Direct | | N00014-18-1-2477 | 12.300 | Basic and Applied Scientific Research | 229,600 | - |
| Defense, Department of | Direct | | N00014-18-1-2499 | 12.300 | Basic and Applied Scientific Research | 149,693 | - |
| Defense, Department of | Direct | | N00014-18-1-2501 | 12.300 | Basic and Applied Scientific Research | 73,128 | - |
| Defense, Department of | Direct | | N00014-18-1-2531 | 12.300 | Basic and Applied Scientific Research | 151,569 | 68,988 |
| Defense, Department of | Direct | | N00014-18-1-2536 | 12.300 | Basic and Applied Scientific Research | 127,240 | - |
| Defense, Department of | Direct | | N00014-18-1-2544 | 12.300 | Basic and Applied Scientific Research | 39,051 | - |
| Defense, Department of | Direct | | N00014-18-1-2575 | 12.300 | Basic and Applied Scientific Research | 76,440 | - |
| Defense, Department of | Direct | | N00014-18-1-2656 | 12.300 | Basic and Applied Scientific Research | 41,964 | - |
| Defense, Department of | Direct | | N00014-18-1-2699 | 12.300 | Basic and Applied Scientific Research | 253,912 | - |
| Defense, Department of | Direct | | N00014-18-1-2703 | 12.300 | Basic and Applied Scientific Research | 169,583 | - |
| Defense, Department of | Direct | | N00014-18-1-2726 | 12.300 | Basic and Applied Scientific Research | 12,979 | - |
| Defense, Department of | Direct | | N00014-18-1-2867 | 12.300 | Basic and Applied Scientific Research | 18,606 | - |
| Defense, Department of | Direct | | N00014-18-1-2868 | 12.300 | Basic and Applied Scientific Research | 33,031 | - |
| Defense, Department of | Direct | | N00014-18-1-2876 | 12.300 | Basic and Applied Scientific Research | 241,702 | - |
| Defense, Department of | Direct | | N00014-19-1-2017 | 12.300 | Basic and Applied Scientific Research | 37,709 | - |
| Defense, Department of | Direct | | N00014-19-1-2086 | 12.300 | Basic and Applied Scientific Research | 45,717 | - |
| Defense, Department of | Direct | | N00014-19-1-2149 | 12.300 | Basic and Applied Scientific Research | 194,588 | - |
| Defense, Department of | Direct | | N00014-19-1-2171 | 12.300 | Basic and Applied Scientific Research | 21,214 | - |
| Defense, Department of | Direct | | N00014-19-1-2202 | 12.300 | Basic and Applied Scientific Research | 31,063 | - |
| Defense, Department of | Direct | | N00014-19-1-2225 | 12.300 | Basic and Applied Scientific Research | 8,094 | - |
| Defense, Department of | Direct | | N00014-19-1-2249 | 12.300 | Basic and Applied Scientific Research | 1,180 | - |
| Defense, Department of | Direct | | N00014-19-1-2262 | 12.300 | Basic and Applied Scientific Research | 31,895 | - |
| Defense, Department of | Direct | | N00014-19-1-2273 | 12.300 | Basic and Applied Scientific Research | 928 | - |
| Defense, Department of | Direct | | N00014-19-1-2459 | 12.300 | Basic and Applied Scientific Research | 9,922 | - |
| Defense, Department of | Direct | | N00173-14-1-G904 | 12.300 | Basic and Applied Scientific Research | (885) | - |
| Defense, Department of | Direct | | N00173-16-1-G022 | 12.300 | Basic and Applied Scientific Research | 86,447 | - |
| Defense, Department of | Direct | | N00173-18-1-G006 | 12.300 | Basic and Applied Scientific Research | 138,602 | - |
| Defense, Department of | Direct | | N00173-18-2-C009 | 12.300 | Basic and Applied Scientific Research | 142,080 | - |
| Defense, Department of | Direct | | N00174-18-1-0007 | 12.300 | Basic and Applied Scientific Research | 1,509 | - |
| Defense, Department of | Direct | | N00174-19-1-0017 | 12.300 | Basic and Applied Scientific Research | 7,606 | - |
| Defense, Department of | Pass-Through | American Lightweight Materials Manufacturing Innovation Institute | 002C-10 | 12.300 | Basic and Applied Scientific Research | 32,215 | - |
| Defense, Department of | Pass-Through | American Lightweight Materials Manufacturing Innovation Institute | 0003 LCA | 12.300 | Basic and Applied Scientific Research | 86,794 | - |
| Defense, Department of | Pass-Through | American Lightweight Materials Manufacturing Innovation Institute | 0003C-6 | 12.300 | Basic and Applied Scientific Research | (12,016) | - |
| Defense, Department of | Pass-Through | American Lightweight Materials Manufacturing Innovation Institute | 0003D-5 | 12.300 | Basic and Applied Scientific Research | 35,314 | - |
| Defense, Department of | Pass-Through | American Lightweight Materials Manufacturing Innovation Institute | 0004G-3 | 12.300 | Basic and Applied Scientific Research | 16,657 | - |
| Defense, Department of | Pass-Through | American Lightweight Materials Manufacturing Innovation Institute | 0007A-4 | 12.300 | Basic and Applied Scientific Research | 28,387 | - |
| Defense, Department of | Pass-Through | American Lightweight Materials Manufacturing Innovation Institute | Sub-award 0002-LIFT Core ICME | 12.300 | Basic and Applied Scientific Research | 288,748 | - |
| Defense, Department of | Pass-Through | American Lightweight Materials Manufacturing Innovation Institute | Subaward 0003B-3 | 12.300 | Basic and Applied Scientific Research | (20,622) | - |
| Defense, Department of | Pass-Through | American Lightweight Materials Manufacturing Innovation Institute | Subaward 0005A-5 | 12.300 | Basic and Applied Scientific Research | 6,778 | - |
| Defense, Department of | Pass-Through | American Lightweight Materials Manufacturing Innovation Institute | Sub-Award Agreement 0001 | 12.300 | Basic and Applied Scientific Research | 273,164 | - |
| Defense, Department of | Pass-Through | American Lightweight Materials Manufacturing Innovation Institute | Subaward Agreement 0002B-9 | 12.300 | Basic and Applied Scientific Research | (3,213) | - |
| Defense, Department of | Pass-Through | Boston University | 4500002613 | 12.300 | Basic and Applied Scientific Research | 95,381 | - |
| Defense, Department of | Pass-Through | Brown University | 00001041 | 12.300 | Basic and Applied Scientific Research | 852 | - |

University of Michigan
Schedule of Expenditures of Federal Awards
For the Year Ended June 30, 2019

| Cluster Title/Federal Grantor/Program | Type | Pass-Through Grantor | Award Identifier | CFDA Number | CFDA Program Title | Federal Expenditures | Pass-Through |
|---------------------------------------|--------------|---|-----------------------|-------------|---|----------------------|-------------------|
| Defense, Department of | Pass-Through | Iowa State University of Science and Technology (aka Iowa State University) | 4212021A | 12.300 | Basic and Applied Scientific Research | 72,092 | - |
| Defense, Department of | Pass-Through | Michigan Technological University | 160303322 | 12.300 | Basic and Applied Scientific Research | 71,521 | - |
| Defense, Department of | Pass-Through | Northwestern University | SP0026757-PROJ0007034 | 12.300 | Basic and Applied Scientific Research | 49,244 | - |
| Defense, Department of | Pass-Through | Princeton University | SUB0000103 | 12.300 | Basic and Applied Scientific Research | (3,547) | - |
| Defense, Department of | Pass-Through | Stanford University | 60622292-114018 | 12.300 | Basic and Applied Scientific Research | 43,836 | - |
| Defense, Department of | Pass-Through | Texas A & M University | M1803207 | 12.300 | Basic and Applied Scientific Research | 72,453 | - |
| Defense, Department of | Pass-Through | University of California - Los Angeles | 0160 G VA521 | 12.300 | Basic and Applied Scientific Research | 271,676 | - |
| Defense, Department of | Pass-Through | University of Minnesota | A006141805 | 12.300 | Basic and Applied Scientific Research | 187,900 | - |
| Defense, Department of | Pass-Through | University of Pennsylvania | 574340 | 12.300 | Basic and Applied Scientific Research | 305,799 | - |
| Defense, Department of | Pass-Through | University of St. Andrews | 14338-SBE2-XOBO29 | 12.300 | Basic and Applied Scientific Research | (793) | - |
| Defense, Department of | Pass-Through | University of Virginia | GG13332.156539 | 12.300 | Basic and Applied Scientific Research | 45,105 | - |
| Defense, Department of | Pass-Through | University of Wisconsin | 824K390 | 12.300 | Basic and Applied Scientific Research | 375,006 | - |
| | | | | | | \$ 12,927,891 | \$ 504,310 |
| Defense, Department of | Direct | | HDTRA1-12-1-0038 | 12.351 | Scientific Research - Combating Weapons of Mass Destruction | \$ 233,383 | \$ - |
| Defense, Department of | Direct | | HDTRA1-13-1-0013 | 12.351 | Scientific Research - Combating Weapons of Mass Destruction | 37,874 | 28,912 |
| Defense, Department of | Direct | | HDTRA1-15-1-0001 | 12.351 | Scientific Research - Combating Weapons of Mass Destruction | 45,116 | - |
| Defense, Department of | Direct | | HDTRA1-15-1-0045 | 12.351 | Scientific Research - Combating Weapons of Mass Destruction | 509,564 | 358,564 |
| Defense, Department of | Direct | | HDTRA1-15-1-0067 | 12.351 | Scientific Research - Combating Weapons of Mass Destruction | (3,110) | - |
| Defense, Department of | Direct | | HDTRA1-16-1-0004 | 12.351 | Scientific Research - Combating Weapons of Mass Destruction | 267,531 | - |
| | | | | | | \$ 1,090,358 | \$ 387,476 |
| Defense, Department of | Direct | | W81XWH-12-1-0080 | 12.420 | Military Medical Research and Development | \$ 6,277 | \$ - |
| Defense, Department of | Direct | | W81XWH-12-2-0057 | 12.420 | Military Medical Research and Development | 347,571 | - |
| Defense, Department of | Direct | | W81XWH-13-1-0134 | 12.420 | Military Medical Research and Development | 107,899 | 19,150 |
| Defense, Department of | Direct | | W81XWH-13-1-0377 | 12.420 | Military Medical Research and Development | 82,685 | - |
| Defense, Department of | Direct | | W81XWH-14-1-0005 | 12.420 | Military Medical Research and Development | 1,196,844 | 449,391 |
| Defense, Department of | Direct | | W81XWH-14-1-0287 | 12.420 | Military Medical Research and Development | 59,501 | - |
| Defense, Department of | Direct | | W81XWH-14-1-0292 | 12.420 | Military Medical Research and Development | (2,200) | - |
| Defense, Department of | Direct | | W81XWH-14-1-0362 | 12.420 | Military Medical Research and Development | 555,642 | - |
| Defense, Department of | Direct | | W81XWH-14-1-0555 | 12.420 | Military Medical Research and Development | (215) | - |
| Defense, Department of | Direct | | W81XWH-15-1-0020 | 12.420 | Military Medical Research and Development | 46,025 | - |
| Defense, Department of | Direct | | W81XWH-15-1-0083 | 12.420 | Military Medical Research and Development | (6,373) | - |
| Defense, Department of | Direct | | W81XWH-15-1-0194 | 12.420 | Military Medical Research and Development | 215,109 | - |
| Defense, Department of | Direct | | W81XWH-15-1-0222 | 12.420 | Military Medical Research and Development | 159,997 | 1,548 |
| Defense, Department of | Direct | | W81XWH-15-1-0237 | 12.420 | Military Medical Research and Development | (635) | - |
| Defense, Department of | Direct | | W81XWH-15-1-0413 | 12.420 | Military Medical Research and Development | 43,493 | - |
| Defense, Department of | Direct | | W81XWH-15-1-0503 | 12.420 | Military Medical Research and Development | 119,010 | - |
| Defense, Department of | Direct | | W81XWH-15-1-0548 | 12.420 | Military Medical Research and Development | 2,692 | - |
| Defense, Department of | Direct | | W81XWH-15-1-0637 | 12.420 | Military Medical Research and Development | 35,352 | - |
| Defense, Department of | Direct | | W81XWH-15-1-0689 | 12.420 | Military Medical Research and Development | 851,833 | - |
| Defense, Department of | Direct | | W81XWH-15-1-0703 | 12.420 | Military Medical Research and Development | 27,488 | - |
| Defense, Department of | Direct | | W81XWH-15-2-0021 | 12.420 | Military Medical Research and Development | 181,775 | - |
| Defense, Department of | Direct | | W81XWH-16-1-0314 | 12.420 | Military Medical Research and Development | 132,393 | - |
| Defense, Department of | Direct | | W81XWH-16-1-0369 | 12.420 | Military Medical Research and Development | 126,300 | - |
| Defense, Department of | Direct | | W81XWH-16-1-0426 | 12.420 | Military Medical Research and Development | 106,987 | - |
| Defense, Department of | Direct | | W81XWH-16-1-0551 | 12.420 | Military Medical Research and Development | 263,598 | 31,379 |
| Defense, Department of | Direct | | W81XWH-16-1-0571 | 12.420 | Military Medical Research and Development | 208,597 | - |
| Defense, Department of | Direct | | W81XWH-16-1-0574 | 12.420 | Military Medical Research and Development | 226,566 | - |
| Defense, Department of | Direct | | W81XWH-16-1-0587 | 12.420 | Military Medical Research and Development | 10,401 | - |
| Defense, Department of | Direct | | W81XWH-16-1-0648 | 12.420 | Military Medical Research and Development | 255,430 | - |
| Defense, Department of | Direct | | W81XWH-16-1-0684 | 12.420 | Military Medical Research and Development | 310,210 | - |
| Defense, Department of | Direct | | W81XWH-16-1-0752 | 12.420 | Military Medical Research and Development | 564,713 | - |
| Defense, Department of | Direct | | W81XWH-16-2-0051 | 12.420 | Military Medical Research and Development | 185,516 | 91,598 |
| Defense, Department of | Direct | | W81XWH-17-1-0130 | 12.420 | Military Medical Research and Development | 41,597 | - |
| Defense, Department of | Direct | | W81XWH-17-1-0134 | 12.420 | Military Medical Research and Development | 40,247 | - |
| Defense, Department of | Direct | | W81XWH-17-1-0155 | 12.420 | Military Medical Research and Development | 99,904 | - |
| Defense, Department of | Direct | | W81XWH-17-1-0171 | 12.420 | Military Medical Research and Development | 348,252 | - |
| Defense, Department of | Direct | | W81-XWH-17-1-0224 | 12.420 | Military Medical Research and Development | 133,628 | - |
| Defense, Department of | Direct | | W81XWH-17-1-0367 | 12.420 | Military Medical Research and Development | 76,045 | 33,631 |
| Defense, Department of | Direct | | W81XWH-17-1-0494 | 12.420 | Military Medical Research and Development | 193,682 | 12,731 |
| Defense, Department of | Direct | | W81XWH-17-1-0496 | 12.420 | Military Medical Research and Development | 265,842 | - |
| Defense, Department of | Direct | | W81XWH-17-1-0575 | 12.420 | Military Medical Research and Development | 141,928 | 24,029 |
| Defense, Department of | Direct | | W81XWH-17-1-0641 | 12.420 | Military Medical Research and Development | 311,801 | - |
| Defense, Department of | Direct | | W81XWH-17-1-0655 | 12.420 | Military Medical Research and Development | 395,715 | - |
| Defense, Department of | Direct | | W81XWH-17-1-0701 | 12.420 | Military Medical Research and Development | 520,900 | - |
| Defense, Department of | Direct | | W81XWH-17-2-0012 | 12.420 | Military Medical Research and Development | 639,026 | - |
| Defense, Department of | Direct | | W81XWH-18-1-0005 | 12.420 | Military Medical Research and Development | 564,883 | - |
| Defense, Department of | Direct | | W81XWH-18-1-0033 | 12.420 | Military Medical Research and Development | 916,814 | - |
| Defense, Department of | Direct | | W81XWH-18-1-0180 | 12.420 | Military Medical Research and Development | 187,882 | - |
| Defense, Department of | Direct | | W81XWH-18-1-0219 | 12.420 | Military Medical Research and Development | 117,562 | - |
| Defense, Department of | Direct | | W81XWH-18-1-0275 | 12.420 | Military Medical Research and Development | 700,569 | - |

University of Michigan
Schedule of Expenditures of Federal Awards
For the Year Ended June 30, 2019

| Cluster Title/Federal Grantor/Program | Type | Pass-Through Grantor | Award Identifier | CFDA Number | CFDA Program Title | Federal Expenditures | Pass-Through |
|---------------------------------------|--------------|--|----------------------------|-------------|---|----------------------|--------------|
| Defense, Department of | Direct | | W81XWH1810346 | 12.420 | Military Medical Research and Development | 114,267 | - |
| Defense, Department of | Direct | | W81XWH-18-1-0407 | 12.420 | Military Medical Research and Development | 247,581 | 84,584 |
| Defense, Department of | Direct | | W81XWH1810427 | 12.420 | Military Medical Research and Development | 137,273 | - |
| Defense, Department of | Direct | | W81XWH1810453 | 12.420 | Military Medical Research and Development | 134,852 | - |
| Defense, Department of | Direct | | W81XWH-18-1-0487 | 12.420 | Military Medical Research and Development | 44,748 | - |
| Defense, Department of | Direct | | W81XWH1810567 | 12.420 | Military Medical Research and Development | 98,653 | - |
| Defense, Department of | Direct | | W81XWH1810587 | 12.420 | Military Medical Research and Development | 323,637 | - |
| Defense, Department of | Direct | | W81XWH1810653 | 12.420 | Military Medical Research and Development | 96,231 | 3,500 |
| Defense, Department of | Direct | | W81XWH1810656 | 12.420 | Military Medical Research and Development | 121,419 | - |
| Defense, Department of | Direct | | W81XWH-18-1-0721 | 12.420 | Military Medical Research and Development | 165,983 | - |
| Defense, Department of | Direct | | W81XWH-18-2-0038 | 12.420 | Military Medical Research and Development | 143,630 | - |
| Defense, Department of | Direct | | W81XWH1910093 | 12.420 | Military Medical Research and Development | 41,210 | - |
| Defense, Department of | Direct | | W81XWH1910094 | 12.420 | Military Medical Research and Development | 4,568 | - |
| Defense, Department of | Direct | | W81XWH1910162 | 12.420 | Military Medical Research and Development | 17,776 | - |
| Defense, Department of | Pass-Through | Case Western Reserve University | RES509313 | 12.420 | Military Medical Research and Development | 53,800 | - |
| Defense, Department of | Pass-Through | Case Western Reserve University | RES513795 | 12.420 | Military Medical Research and Development | 8,876 | - |
| Defense, Department of | Pass-Through | Cincinnati Children's Hospital Medical Center (CCHMC) | Sub 135643/ PO 3100614000 | 12.420 | Military Medical Research and Development | 177,244 | - |
| Defense, Department of | Pass-Through | Duke University | 3130896 | 12.420 | Military Medical Research and Development | 2,800 | - |
| Defense, Department of | Pass-Through | Indiana University | IN4386948UM/PO25931 | 12.420 | Military Medical Research and Development | 432,910 | - |
| Defense, Department of | Pass-Through | Memorial Sloan-Kettering Cancer Center (MSKCC) | Amendment No 3/POBD520594C | 12.420 | Military Medical Research and Development | 60,110 | - |
| Defense, Department of | Pass-Through | Memorial Sloan-Kettering Cancer Center (MSKCC) | BD520591 | 12.420 | Military Medical Research and Development | (7,110) | - |
| Defense, Department of | Pass-Through | Memorial Sloan-Kettering Cancer Center (MSKCC) | W81XWH1520018 | 12.420 | Military Medical Research and Development | (8,217) | - |
| Defense, Department of | Pass-Through | New York University | 17-A0-00-1000082-01 | 12.420 | Military Medical Research and Development | 33,263 | - |
| Defense, Department of | Pass-Through | New York University | 17-A0-00-1000082-01 | 12.420 | Military Medical Research and Development | 3,691 | - |
| Defense, Department of | Pass-Through | Northern California Institute for Research & Education, Inc. (NCIRE) | Subaward No. 1683 | 12.420 | Military Medical Research and Development | 1,854 | - |
| Defense, Department of | Pass-Through | Northern California Institute for Research & Education, Inc. (NCIRE) | WEI1808-1818 | 12.420 | Military Medical Research and Development | 1,619 | - |
| Defense, Department of | Pass-Through | Northern California Institute for Research & Education, Inc. (NCIRE) | WEI1872-03, Ref # 095447 | 12.420 | Military Medical Research and Development | 26,919 | - |
| Defense, Department of | Pass-Through | Ohio Willow Wood Co | W81XWH-17-1-0704-SA01 | 12.420 | Military Medical Research and Development | 295,117 | - |
| Defense, Department of | Pass-Through | Oregon Health and Science University | 1011056 UMICH | 12.420 | Military Medical Research and Development | 12,274 | - |
| Defense, Department of | Pass-Through | Oregon Health and Science University | 1011056 UMICH | 12.420 | Military Medical Research and Development | 3,370 | - |
| Defense, Department of | Pass-Through | University of Alabama | 000507860-002 | 12.420 | Military Medical Research and Development | 165,778 | - |
| Defense, Department of | Pass-Through | University of Alabama | 000507860-002 | 12.420 | Military Medical Research and Development | 41,507 | - |
| Defense, Department of | Pass-Through | University of Delaware | 47471 | 12.420 | Military Medical Research and Development | 35,013 | - |
| Defense, Department of | Pass-Through | University of Minnesota | A003728703 | 12.420 | Military Medical Research and Development | 3,380 | - |
| Defense, Department of | Pass-Through | University of Pittsburgh | 0056666 (413614-6) | 12.420 | Military Medical Research and Development | 6,211 | - |
| Defense, Department of | Pass-Through | University of Rochester | 417438 / URFAO: GR510636 | 12.420 | Military Medical Research and Development | 23,919 | - |
| Defense, Department of | Pass-Through | University of Southern California | 70250537 | 12.420 | Military Medical Research and Development | (36,849) | - |
| Defense, Department of | Pass-Through | University of Texas Health Science Center at San Antonio | 159425 / 155536 | 12.420 | Military Medical Research and Development | 38,089 | - |
| Defense, Department of | Pass-Through | University of Utah | 10040357-00 | 12.420 | Military Medical Research and Development | 136,771 | - |
| Defense, Department of | Pass-Through | Veterans Education & Research Assoc of MI (VERAM) | V-SUBUM-11-10 | 12.420 | Military Medical Research and Development | 105,724 | - |
| Defense, Department of | Pass-Through | Veterans Education & Research Assoc of MI (VERAM) | V-SUBUM-1602 | 12.420 | Military Medical Research and Development | 106,190 | - |
| Defense, Department of | Pass-Through | Veterans Education & Research Assoc of MI (VERAM) | V-SUBUM-1601 | 12.420 | Military Medical Research and Development | 148,548 | - |
| Defense, Department of | Pass-Through | Wayne State University | WSU 16046 | 12.420 | Military Medical Research and Development | 29,608 | - |
| | | | | | | \$ | \$ |
| | | | | | | 15,710,995 | 751,541 |
| Defense, Department of | Direct | | FA9550-17-1-0454 | 12.431 | Basic Scientific Research | 304,460 | - |
| Defense, Department of | Direct | | W911NF-12-1-0214 | 12.431 | Basic Scientific Research | 64,991 | - |
| Defense, Department of | Direct | | W911NF-13-1-0387 | 12.431 | Basic Scientific Research | 1,208,555 | 813,532 |
| Defense, Department of | Direct | | W911NF-14-1-0573 | 12.431 | Basic Scientific Research | 127,111 | - |
| Defense, Department of | Direct | | W911NF-15-1-0114 | 12.431 | Basic Scientific Research | 185,183 | - |
| Defense, Department of | Direct | | W911NF-15-1-0158 | 12.431 | Basic Scientific Research | 22,978 | - |
| Defense, Department of | Direct | | W911NF-15-1-0185 | 12.431 | Basic Scientific Research | (1,348) | - |
| Defense, Department of | Direct | | W911NF-15-1-0354 | 12.431 | Basic Scientific Research | 74,986 | - |
| Defense, Department of | Direct | | W911NF-15-1-0554 | 12.431 | Basic Scientific Research | 86,344 | - |
| Defense, Department of | Direct | | W911NF-15-1-0625 | 12.431 | Basic Scientific Research | 106,195 | - |
| Defense, Department of | Direct | | W911NF-16-1-0044 | 12.431 | Basic Scientific Research | 152,132 | - |
| Defense, Department of | Direct | | W911NF-16-1-0147 | 12.431 | Basic Scientific Research | 79,981 | - |
| Defense, Department of | Direct | | W911NF-16-1-0229 | 12.431 | Basic Scientific Research | 88,946 | - |
| Defense, Department of | Direct | | W911NF-16-1-0340 | 12.431 | Basic Scientific Research | 130,617 | 43,403 |
| Defense, Department of | Direct | | W911NF-17-1-0109 | 12.431 | Basic Scientific Research | 206,090 | - |
| Defense, Department of | Direct | | W911NF-17-1-0235 | 12.431 | Basic Scientific Research | (1,834) | - |
| Defense, Department of | Direct | | W911NF-17-1-0243 | 12.431 | Basic Scientific Research | 23,864 | - |
| Defense, Department of | Direct | | W911NF-17-1-0292 | 12.431 | Basic Scientific Research | 10,574 | - |
| Defense, Department of | Direct | | W911NF-17-1-0312 | 12.431 | Basic Scientific Research | 1,411,918 | 609,173 |
| Defense, Department of | Direct | | W911NF-17-1-0388 | 12.431 | Basic Scientific Research | (3,329) | - |
| Defense, Department of | Direct | | W911NF-17-1-0526 | 12.431 | Basic Scientific Research | 1,816 | - |
| Defense, Department of | Direct | | W911NF-18-1-0004 | 12.431 | Basic Scientific Research | 278,852 | - |
| Defense, Department of | Direct | | W911NF-18-1-0061 | 12.431 | Basic Scientific Research | 148,944 | - |
| Defense, Department of | Direct | | W911NF-18-1-0119 | 12.431 | Basic Scientific Research | 162,146 | - |
| Defense, Department of | Direct | | W911NF1810162 | 12.431 | Basic Scientific Research | 114,249 | - |
| Defense, Department of | Direct | | W911NF1810167 | 12.431 | Basic Scientific Research | 117,636 | - |
| Defense, Department of | Direct | | W911NF1810202 | 12.431 | Basic Scientific Research | 249,500 | - |
| Defense, Department of | Direct | | W911NF1810208 | 12.431 | Basic Scientific Research | 499,780 | 161,115 |
| Defense, Department of | Direct | | W911NF1810242 | 12.431 | Basic Scientific Research | 221,207 | - |
| Defense, Department of | Direct | | W911NF1810248 | 12.431 | Basic Scientific Research | 158,761 | - |
| Defense, Department of | Direct | | W911NF1810299 | 12.431 | Basic Scientific Research | 189,778 | - |
| Defense, Department of | Direct | | W911NF1810339 | 12.431 | Basic Scientific Research | 66,493 | - |

University of Michigan
Schedule of Expenditures of Federal Awards
For the Year Ended June 30, 2019

| Cluster Title/Federal Grantor/Program | Type | Pass-Through Grantor | Award Identifier | CFDA Number | CFDA Program Title | Federal Expenditures | Pass-Through |
|---------------------------------------|--------------|---|--------------------------|-------------|--|----------------------|---------------------|
| Defense, Department of | Direct | | W911NF-18-1-0397 | 12.431 | Basic Scientific Research | 113,822 | - |
| Defense, Department of | Direct | | W911NF1910027 | 12.431 | Basic Scientific Research | 31,307 | - |
| Defense, Department of | Direct | | W911NF1910114 | 12.431 | Basic Scientific Research | 15,315 | - |
| Defense, Department of | Direct | | W911NF1920045 | 12.431 | Basic Scientific Research | 60,334 | - |
| Defense, Department of | Pass-Through | Arizona State University | 13-949 | 12.431 | Basic Scientific Research | (2,662) | - |
| Defense, Department of | Pass-Through | George Mason University | E2030471 | 12.431 | Basic Scientific Research | 190,403 | - |
| Defense, Department of | Pass-Through | Georgia Institute of Technology | Subcontract No. RH541-G6 | 12.431 | Basic Scientific Research | 70,535 | - |
| Defense, Department of | Pass-Through | Stanford University | 61074263-119754 | 12.431 | Basic Scientific Research | 44,885 | - |
| Defense, Department of | Pass-Through | University of California - Santa Barbara | KK1811 | 12.431 | Basic Scientific Research | 303,286 | - |
| Defense, Department of | Pass-Through | University of Maryland, The | 26236-Z8401001 | 12.431 | Basic Scientific Research | 47,263 | - |
| Defense, Department of | Pass-Through | University of Minnesota | A006827501 | 12.431 | Basic Scientific Research | 109,037 | - |
| Defense, Department of | Pass-Through | University of Missouri | C00045065-6 | 12.431 | Basic Scientific Research | 170,622 | - |
| Defense, Department of | Pass-Through | University of Southern California | PO 10567853 | 12.431 | Basic Scientific Research | 75,054 | - |
| Defense, Department of | Pass-Through | University of Wisconsin | 623K070 | 12.431 | Basic Scientific Research | 169,078 | - |
| | | | | | | <u>\$ 7,885,855</u> | <u>\$ 1,627,223</u> |
| Defense, Department of | Direct | | FA9453-17-2-0010 | 12.560 | DOD, NDEP, DOTC-STEM Education Outreach Implementation | \$ 99,096 | \$ - |
| Defense, Department of | Direct | | ST1409-16-03 | 12.611 | Community Economic Adjustment Assistance for Reductions in Defense Industry Employment | \$ 789,149 | \$ 170,358.00 |
| Defense, Department of | Pass-Through | Michigan, State of, Economic Development Corporation | CASE-220868 | 12.611 | Community Economic Adjustment Assistance for Reductions in Defense Industry Employment | 111,977 | - |
| | | | | | | <u>\$ 901,126</u> | <u>\$ 170,358</u> |
| Defense, Department of | Direct | | ST1409-18-03 | 12.617 | Economic Adjustment Assistance for State Governments | <u>\$ 714,482</u> | <u>\$ 402,488</u> |
| Defense, Department of | Pass-Through | American Lightweight Materials Manufacturing Innovation Institute | 0004C-5 | 12.630 | Basic, Applied, and Advanced Research in Science and Engineering | \$ 72,185 | \$ - |
| Defense, Department of | Pass-Through | American Lightweight Materials Manufacturing Innovation Institute | 0004D-8 | 12.630 | Basic, Applied, and Advanced Research in Science and Engineering | 22,583 | - |
| Defense, Department of | Pass-Through | American Lightweight Materials Manufacturing Innovation Institute | 0004F-4 | 12.630 | Basic, Applied, and Advanced Research in Science and Engineering | 162,040 | - |
| | | | | | | <u>\$ 256,808</u> | <u>\$ -</u> |
| Defense, Department of | Pass-Through | Henry M. Jackson Foundation for the Advancement of Military Medicine, Inc (HJF) | 2879 | 12.750 | Uniformed Services University Medical Research Projects | <u>\$ 3,279,329</u> | <u>\$ -</u> |
| Defense, Department of | Pass-Through | Henry M. Jackson Foundation for the Advancement of Military Medicine, Inc (HJF) | Subaward #3156 PO#856388 | 12.750 | Uniformed Services University Medical Research Projects | 141,796 | - |
| | | | | | | <u>\$ 3,421,125</u> | <u>\$ -</u> |
| Defense, Department of | Direct | | FA2386-18-1-4086 | 12.800 | Air Force Defense Research Sciences Program | <u>\$ 104,807</u> | <u>\$ -</u> |
| Defense, Department of | Direct | | FA8650-17-2-2208 | 12.800 | Air Force Defense Research Sciences Program | 503,582 | 113,515 |
| Defense, Department of | Direct | | FA8650-18-1-5411 | 12.800 | Air Force Defense Research Sciences Program | 41,177 | - |
| Defense, Department of | Direct | | FA8750-19-2-0006 | 12.800 | Air Force Defense Research Sciences Program | 710,071 | 353,206 |
| Defense, Department of | Direct | | FA9453-16-1-0069 | 12.800 | Air Force Defense Research Sciences Program | 9,683 | - |
| Defense, Department of | Direct | | FA9453-18-1-0010 | 12.800 | Air Force Defense Research Sciences Program | 80,527 | - |
| Defense, Department of | Direct | | FA9453-19-1-0079 | 12.800 | Air Force Defense Research Sciences Program | 34,343 | - |
| Defense, Department of | Direct | | FA9550-12-1-0435 | 12.800 | Air Force Defense Research Sciences Program | 32,219 | - |
| Defense, Department of | Direct | | FA9550-14-1-0040 | 12.800 | Air Force Defense Research Sciences Program | 1,824,391 | 669,950 |
| Defense, Department of | Direct | | FA9550-14-1-0245 | 12.800 | Air Force Defense Research Sciences Program | (4) | - |
| Defense, Department of | Direct | | FA9550-14-1-0246 | 12.800 | Air Force Defense Research Sciences Program | 135,132 | - |
| Defense, Department of | Direct | | FA9550-14-1-0249 | 12.800 | Air Force Defense Research Sciences Program | 431,794 | 70,470 |
| Defense, Department of | Direct | | FA9550-14-1-0380 | 12.800 | Air Force Defense Research Sciences Program | 218,878 | - |
| Defense, Department of | Direct | | FA9550-15-1-0039 | 12.800 | Air Force Defense Research Sciences Program | 226,131 | - |
| Defense, Department of | Direct | | FA9550-15-1-0097 | 12.800 | Air Force Defense Research Sciences Program | 256,762 | - |
| Defense, Department of | Direct | | FA9550-15-1-0101 | 12.800 | Air Force Defense Research Sciences Program | (2,408) | - |
| Defense, Department of | Direct | | FA9550-15-1-0157 | 12.800 | Air Force Defense Research Sciences Program | (139) | - |
| Defense, Department of | Direct | | FA9550-15-1-0210 | 12.800 | Air Force Defense Research Sciences Program | (7,068) | - |
| Defense, Department of | Direct | | FA9550-15-1-0240 | 12.800 | Air Force Defense Research Sciences Program | 1,296 | - |
| Defense, Department of | Direct | | FA9550-15-1-0329 | 12.800 | Air Force Defense Research Sciences Program | (15,104) | - |
| Defense, Department of | Direct | | FA9550-15-1-0378 | 12.800 | Air Force Defense Research Sciences Program | 36,900 | 28,143 |
| Defense, Department of | Direct | | FA9550-16-1-0028 | 12.800 | Air Force Defense Research Sciences Program | 157,210 | - |
| Defense, Department of | Direct | | FA9550-16-1-0071 | 12.800 | Air Force Defense Research Sciences Program | 229,008 | - |
| Defense, Department of | Direct | | FA9550-16-1-0087 | 12.800 | Air Force Defense Research Sciences Program | 947,266 | 478,307 |
| Defense, Department of | Direct | | FA9550-16-1-0265 | 12.800 | Air Force Defense Research Sciences Program | 51,955 | - |
| Defense, Department of | Direct | | FA9550-16-1-0272 | 12.800 | Air Force Defense Research Sciences Program | 78,746 | - |
| Defense, Department of | Direct | | FA9550-16-1-0291 | 12.800 | Air Force Defense Research Sciences Program | 420,641 | 221,791 |
| Defense, Department of | Direct | | FA9550-16-1-0309 | 12.800 | Air Force Defense Research Sciences Program | 142,484 | - |
| Defense, Department of | Direct | | FA9550-16-1-0312 | 12.800 | Air Force Defense Research Sciences Program | 272,831 | - |
| Defense, Department of | Direct | | FA9550-16-1-0313 | 12.800 | Air Force Defense Research Sciences Program | 117,740 | - |
| Defense, Department of | Direct | | FA9550-17-1-0035 | 12.800 | Air Force Defense Research Sciences Program | 361,132 | - |
| Defense, Department of | Direct | | FA9550-17-1-0172 | 12.800 | Air Force Defense Research Sciences Program | 135,058 | - |
| Defense, Department of | Direct | | FA9550-17-1-0195 | 12.800 | Air Force Defense Research Sciences Program | 714,380 | 436,721 |
| Defense, Department of | Direct | | FA9550-17-1-0208 | 12.800 | Air Force Defense Research Sciences Program | 147,768 | - |
| Defense, Department of | Direct | | FA9550-17-1-0284 | 12.800 | Air Force Defense Research Sciences Program | 79,931 | - |
| Defense, Department of | Direct | | FA9550-17-1-0408 | 12.800 | Air Force Defense Research Sciences Program | 51,757 | - |
| Defense, Department of | Direct | | FA9550-17-1-0457 | 12.800 | Air Force Defense Research Sciences Program | 123,071 | - |
| Defense, Department of | Direct | | FA9550-18-1-0028 | 12.800 | Air Force Defense Research Sciences Program | 220,134 | 55,793 |
| Defense, Department of | Direct | | FA9550-18-1-0091 | 12.800 | Air Force Defense Research Sciences Program | 126,502 | - |
| Defense, Department of | Direct | | FA9550-18-1-0124 | 12.800 | Air Force Defense Research Sciences Program | 173,390 | - |
| Defense, Department of | Direct | | FA9550-18-1-0131 | 12.800 | Air Force Defense Research Sciences Program | 112,985 | - |
| Defense, Department of | Direct | | FA9550-18-1-0153 | 12.800 | Air Force Defense Research Sciences Program | 129,829 | - |
| Defense, Department of | Direct | | FA9550-18-1-0162 | 12.800 | Air Force Defense Research Sciences Program | 138,763 | - |

University of Michigan
Schedule of Expenditures of Federal Awards
For the Year Ended June 30, 2019

| Cluster Title/Federal Grantor/Program | Type | Pass-Through Grantor | Award Identifier | CFDA Number | CFDA Program Title | Federal Expenditures | Pass-Through |
|--|--------------|---|-------------------------------|-------------|---|----------------------|--------------|
| Defense, Department of | Direct | | FA9550-18-1-0168 | 12.800 | Air Force Defense Research Sciences Program | 164,853 | - |
| Defense, Department of | Direct | | FA9550-18-1-0171 | 12.800 | Air Force Defense Research Sciences Program | 84,774 | - |
| Defense, Department of | Direct | | FA9550-18-1-0180 | 12.800 | Air Force Defense Research Sciences Program | 210,725 | 44,001 |
| Defense, Department of | Direct | | FA9550-18-1-0315 | 12.800 | Air Force Defense Research Sciences Program | 106,976 | - |
| Defense, Department of | Direct | | FA9550-18-1-0343 | 12.800 | Air Force Defense Research Sciences Program | 97,289 | - |
| Defense, Department of | Direct | | FA9550-18-1-0434 | 12.800 | Air Force Defense Research Sciences Program | 11,881 | - |
| Defense, Department of | Direct | | FA9550-18-1-0466 | 12.800 | Air Force Defense Research Sciences Program | 58,278 | - |
| Defense, Department of | Direct | | FA9550-18-1-0476 | 12.800 | Air Force Defense Research Sciences Program | 102,274 | - |
| Defense, Department of | Direct | | FA9550-19-1-0013 | 12.800 | Air Force Defense Research Sciences Program | 8,601 | - |
| Defense, Department of | Direct | | FA9550-19-1-0022 | 12.800 | Air Force Defense Research Sciences Program | 71,103 | - |
| Defense, Department of | Direct | | FA9550-19-1-0026 | 12.800 | Air Force Defense Research Sciences Program | 25,419 | - |
| Defense, Department of | Direct | | FA9550-19-1-0029 | 12.800 | Air Force Defense Research Sciences Program | 17,819 | - |
| Defense, Department of | Direct | | FA9550-19-1-0072 | 12.800 | Air Force Defense Research Sciences Program | 58,990 | - |
| Defense, Department of | Direct | | FA9550-19-1-0186 | 12.800 | Air Force Defense Research Sciences Program | 3,076 | - |
| Defense, Department of | Pass-Through | Columbia University | 1(GG010953-01) | 12.800 | Air Force Defense Research Sciences Program | 42,850 | - |
| Defense, Department of | Pass-Through | Columbia University | FA9550-15-1-0439 | 12.800 | Air Force Defense Research Sciences Program | 52,590 | - |
| Defense, Department of | Pass-Through | Lehigh University | 543255-78001 | 12.800 | Air Force Defense Research Sciences Program | 72,648 | - |
| Defense, Department of | Pass-Through | Massachusetts Institute of Technology | 5710003831 | 12.800 | Air Force Defense Research Sciences Program | 187,015 | - |
| Defense, Department of | Pass-Through | Michigan State University | RC108022UM | 12.800 | Air Force Defense Research Sciences Program | 216,616 | - |
| Defense, Department of | Pass-Through | Ohio State University, The | 60041047 | 12.800 | Air Force Defense Research Sciences Program | 49,957 | - |
| Defense, Department of | Pass-Through | The City University of New York (CUNY) | CM00001530-00 | 12.800 | Air Force Defense Research Sciences Program | 209,752 | - |
| Defense, Department of | Pass-Through | University of Colorado Boulder | 1553899 | 12.800 | Air Force Defense Research Sciences Program | 260,231 | - |
| Defense, Department of | Pass-Through | University of Illinois-Urbana-Champaign | 065435-13890 | 12.800 | Air Force Defense Research Sciences Program | (3,287) | - |
| Defense, Department of | Pass-Through | University of Illinois-Urbana-Champaign | 084272-16074 | 12.800 | Air Force Defense Research Sciences Program | 243,615 | - |
| Defense, Department of | Pass-Through | University of Maryland, The | 58333-Z8143003 | 12.800 | Air Force Defense Research Sciences Program | 122,599 | - |
| Defense, Department of | Pass-Through | University of Maryland, The | Q2412001 | 12.800 | Air Force Defense Research Sciences Program | 26,503 | - |
| Defense, Department of | Pass-Through | University of Texas San Antonio | 1000002216 | 12.800 | Air Force Defense Research Sciences Program | 78,221 | - |
| | | | | | | \$ 12,136,919 | \$ 2,471,897 |
| Defense, Department of | Direct | | FA8650-19-1-7997 | 12.901 | Mathematical Sciences Grants | \$ 136,855 | \$ - |
| Defense, Department of | Direct | | H98230-18-1-0045 | 12.901 | Mathematical Sciences Grants | 43,988 | - |
| Defense, Department of | Direct | | H98230-19-1-0117 | 12.901 | Mathematical Sciences Grants | 14,814 | - |
| | | | | | | \$ 195,657 | \$ - |
| Defense, Department of | Direct | | D14AP00086 | 12.910 | Research and Technology Development | \$ (1,080) | \$ - |
| Defense, Department of | Direct | | D16AP00004 | 12.910 | Research and Technology Development | (3,858) | - |
| Defense, Department of | Direct | | D18AP00076 | 12.910 | Research and Technology Development | 165,801 | - |
| Defense, Department of | Direct | | HR0011-17-2-0018 | 12.910 | Research and Technology Development | (4,118) | - |
| Defense, Department of | Direct | | HR00111720067 | 12.910 | Research and Technology Development | 992,340 | - |
| Defense, Department of | Direct | | N66001-14-1-4014 | 12.910 | Research and Technology Development | 43,118 | - |
| Defense, Department of | Direct | | N66001-14-1-4045 | 12.910 | Research and Technology Development | 18,625 | - |
| Defense, Department of | Direct | | N66001-14-1-4046 | 12.910 | Research and Technology Development | 113,624 | - |
| Defense, Department of | Direct | | N66001-16-1-4006 | 12.910 | Research and Technology Development | 350,777 | 163,478 |
| Defense, Department of | Direct | | N66001-16-1-4029 | 12.910 | Research and Technology Development | 877,428 | - |
| Defense, Department of | Direct | | W56HZV-14-2-0001 | 12.910 | Research and Technology Development | 4,686,461 | 1,386,486 |
| Defense, Department of | Direct | | W56HZV-19-2-0001 | 12.910 | Research and Technology Development | 313,578 | - |
| Defense, Department of | Direct | | W911NF-16-1-0383 | 12.910 | Research and Technology Development | 148,851 | - |
| Defense, Department of | Direct | | W911NF-17-1-0060 | 12.910 | Research and Technology Development | 179,806 | 40,638 |
| Defense, Department of | Direct | | W911NF-18-2-0266 | 12.910 | Research and Technology Development | 204,167 | 47,529 |
| Defense, Department of | Pass-Through | Arizona State University | ASUB00000087 | 12.910 | Research and Technology Development | 1,049,855 | - |
| Defense, Department of | Pass-Through | Defense, Department of-Air Force, Department of the | FA8650-18-2-7844 | 12.910 | Research and Technology Development | 762,401 | 73,720 |
| Defense, Department of | Pass-Through | Defense, Department of-Air Force, Department of the | FA8650-18-2-7864 | 12.910 | Research and Technology Development | 1,208,638 | 143,341 |
| Defense, Department of | Pass-Through | Duke University | 3130628 | 12.910 | Research and Technology Development | 12,915 | - |
| Defense, Department of | Pass-Through | Duke University | 3130713 | 12.910 | Research and Technology Development | 45,151 | - |
| Defense, Department of | Pass-Through | Georgia Institute of Technology | RK448-G2 | 12.910 | Research and Technology Development | 129,082 | - |
| Defense, Department of | Pass-Through | Interior, Department of the | D18AP00066 | 12.910 | Research and Technology Development | 207,950 | - |
| Defense, Department of | Pass-Through | Interior, Department of the | D18AP00071 | 12.910 | Research and Technology Development | 245,595 | - |
| Defense, Department of | Pass-Through | Oregon State University | X0212A-A | 12.910 | Research and Technology Development | 59,511 | - |
| Defense, Department of | Pass-Through | University of California-San Diego | 104629610 | 12.910 | Research and Technology Development | 367,791 | - |
| Defense, Department of | Pass-Through | University of Pennsylvania | 574468 | 12.910 | Research and Technology Development | 154,877 | - |
| | | | | | | \$ 12,329,286 | \$ 1,855,192 |
| Total Defense, Department of | | | | | | \$ 80,951,508 | \$ 8,912,376 |
| Housing and Urban Development, Department of | Pass-Through | Johns Hopkins University | JHU Grant 19740/Task Order #7 | 14.506 | General Research and Technology Activity | \$ 111,886 | \$ - |
| Total Housing and Urban Development, Department of | | | | | | \$ 111,886 | \$ - |
| Interior, Department of the | Direct | | Josh Miller IPA | 15.RD | | \$ 106,673 | \$ - |
| Interior, Department of the | Direct | | Award F18AC00010 | 15.676 | Youth Engagement, Education, and Employment | \$ 3,332 | \$ - |
| Interior, Department of the | Direct | | G17AP00088 | 15.807 | Earthquake Hazards Program Assistance | \$ 62,461 | \$ - |
| Interior, Department of the | Direct | | G13AC00085 | 15.808 | U.S. Geological Survey Research and Data Collection | \$ 111,950 | \$ 420 |
| Interior, Department of the | Direct | | G16AC00418 | 15.808 | U.S. Geological Survey Research and Data Collection | (17,053) | - |
| Interior, Department of the | Direct | | G18AC00367 | 15.808 | U.S. Geological Survey Research and Data Collection | 17,446 | - |
| | | | | | | \$ 112,343 | \$ 420 |
| Interior, Department of the | Direct | | P18AC00009 | 15.944 | Natural Resource Stewardship | \$ 57,978 | \$ - |
| Total Interior, Department of the | | | | | | \$ 342,787 | \$ 420 |
| Justice, Department of | Direct | | 2011 BJ R 6565 | 16.RD | | \$ (6) | \$ - |
| Justice, Department of | Direct | | 2013 IJR 1168 | 16.RD | | (42) | - |

University of Michigan
Schedule of Expenditures of Federal Awards
For the Year Ended June 30, 2019

| Cluster Title/Federal Grantor/Program | Type | Pass-Through Grantor | Award Identifier | CFDA Number | CFDA Program Title | Federal Expenditures | Pass-Through |
|---------------------------------------|--------------|---|--------------------------------|-------------|---|----------------------|-------------------|
| Justice, Department of | Direct | | DJO-BJS-17-RO-0253 | 16.RD | | 2,043,792 | - |
| Justice, Department of | Pass-Through | City of Battle Creek | FY 16 (BCJI) | 16.RD | | 97,642 | - |
| Justice, Department of | Pass-Through | Hamilton Community Health Network | 2017-AJ-BX-0007 | 16.RD | | 41,522 | - |
| | | | | | | <u>\$ 2,182,908</u> | <u>\$ -</u> |
| Justice, Department of | Pass-Through | Salvation Army | 2015-VT-BX-K017 | 16.320 | Services for Trafficking Victims | \$ (2,125) | \$ - |
| Justice, Department of | Direct | | 2013-MU-R-6018 | 16.523 | Juvenile Accountability Block Grants | \$ (2) | \$ - |
| Justice, Department of | Direct | | 2016-WL-AX-0029 | 16.524 | Legal Assistance for Victims | \$ 221,110 | \$ 49,630 |
| | | | | | National Institute of Justice Research, Evaluation, and Development Project Grants | | |
| Justice, Department of | Direct | | 2017-CK-BX-0002 | 16.560 | National Institute of Justice Research, Evaluation, and Development Project Grants | \$ 286,922 | \$ - |
| Justice, Department of | Direct | | 2019-MU-MU-0004 | 16.560 | National Institute of Justice Research, Evaluation, and Development Project Grants | 16,220 | - |
| Justice, Department of | Pass-Through | Michigan State University | RC105817 UM | 16.560 | National Institute of Justice Research, Evaluation, and Development Project Grants | 129,097 | - |
| Justice, Department of | Pass-Through | Michigan State University | RC105837 UM | 16.560 | National Institute of Justice Research, Evaluation, and Development Project Grants | 114,188 | - |
| Justice, Department of | Pass-Through | University of Pennsylvania | 570342 | 16.560 | National Institute of Justice Research, Evaluation, and Development Project Grants | 34,364 | - |
| Justice, Department of | Pass-Through | University of Pittsburgh Medical Center (UPMC) | 112104031-7848943 | 16.560 | National Institute of Justice Research, Evaluation, and Development Project Grants | 188,729 | - |
| | | | | | | <u>\$ 769,520</u> | <u>\$ -</u> |
| Justice, Department of | Direct | | 2011-MU-MU-K075 | 16.734 | Special Data Collections and Statistical Studies | \$ (8,458) | \$ - |
| Justice, Department of | Direct | | 2016-FA-BX-0002 | 16.746 | Capital Case Litigation Initiative | \$ 43,367 | \$ - |
| Justice, Department of | Pass-Through | Michigan, State of, State Police | COAP-18-01 | 16.754 | Harold Rogers Prescription Drug Monitoring Program | \$ 12,097 | \$ - |
| Justice, Department of | Pass-Through | Kettering University | 5301095AA | 16.817 | Innovations in Community-Based Crime Reduction | \$ 13,706 | \$ - |
| Justice, Department of | Direct | | 2017-BC-BX-0050 | 16.835 | Body Worn Camera Policy and Implementation | \$ 52,500 | \$ - |
| | | | Total Justice, Department of | | | <u>\$ 3,284,623</u> | <u>\$ 49,630</u> |
| Labor, Department of | Pass-Through | UnidosUS | Counsultant Agreement | 17.270 | Reentry Employment Opportunities | \$ 51,691 | \$ - |
| Labor, Department of | Direct | | EO-30276-17-60-5-26 | 17.791 | Department of Labor Chief Evaluation Office | \$ 71,898 | \$ - |
| | | | Total Labor, Department of | | | <u>\$ 123,589</u> | <u>\$ -</u> |
| State, Department of | Pass-Through | Alion Science and Technology | SUBI 138240 TO 001 | 19.RD | | \$ 191,344 | \$ - |
| State, Department of | Pass-Through | Partners of the Americas Foundation | CBG-2016-R2-09 | 19.009 | Academic Exchange Programs - Undergraduate Programs | \$ 19,216 | \$ - |
| | | | | | International Programs to Support Democracy, Human Rights and Labor | | |
| State, Department of | Direct | | S-LMAQM-15-GR-1129 | 19.345 | | \$ 892,471 | \$ 658,192 |
| State, Department of | Pass-Through | Princeton University | SUB0000247 | 19.500 | Middle East Partnership Initiative | \$ 92,854 | \$ - |
| | | | Total State, Department of | | | <u>\$ 1,195,885</u> | <u>\$ 658,192</u> |
| Transportation, Department of | Direct | | DTFH6116C00006 | 20.RD | | \$ 308,578 | \$ 178,204 |
| Transportation, Department of | Direct | | DTNH22-14-00329 | 20.RD | | 214,348 | - |
| Transportation, Department of | Direct | | DTNH2214D00329L693JJ918F000224 | 20.RD | | 431,272 | - |
| Transportation, Department of | Direct | | DTNH2214D00329L693JJ918F000226 | 20.RD | | 115,587 | 59,002 |
| Transportation, Department of | Direct | | DTNH2214D00329L693JJ918F000236 | 20.RD | | 352,039 | - |
| Transportation, Department of | Direct | | DTNH2215D00017 | 20.RD | | 65,718 | - |
| Transportation, Department of | Direct | | DTNH2215D00017/693JJ918F000100 | 20.RD | | 100,355 | - |
| Transportation, Department of | Direct | | DTNH2215D00017/693JJ918F000124 | 20.RD | | 65,500 | - |
| Transportation, Department of | Direct | | DTNH2215D00017/693JJ918F000234 | 20.RD | | 173,075 | 7,166 |
| Transportation, Department of | Direct | | DTNH2217D00041 | 20.RD | | 733 | - |
| Transportation, Department of | Direct | | DTRT5716C10014L | 20.RD | | 84,196 | - |
| Transportation, Department of | Pass-Through | Crash Avoidance Metrics Partnership (CAMP) | PO# CAMP0000166 | 20.RD | | 313,478 | - |
| Transportation, Department of | Pass-Through | Economic Development Research Group, Inc. | EDRG Project #800 | 20.RD | | 9,967 | - |
| Transportation, Department of | Pass-Through | Emory University | T937114 | 20.RD | | 18,575 | - |
| Transportation, Department of | Pass-Through | Michigan, State of, Transportation, Department of | 2016-0068 Z2 | 20.RD | | 122,141 | - |
| Transportation, Department of | Pass-Through | Michigan, State of, Transportation, Department of | 2018-0593 | 20.RD | | 53,608 | - |
| Transportation, Department of | Pass-Through | National Academy of Sciences | HR 10-93, Activity 163512-1030 | 20.RD | | 1,761 | - |
| Transportation, Department of | Pass-Through | Soar Technology, Inc. | SC-17-007 | 20.RD | | 88,947 | - |
| Transportation, Department of | Pass-Through | Texas A & M University | M1802886/Task Order M1803048 | 20.RD | | 1,956 | - |
| | | | | | | <u>\$ 2,521,834</u> | <u>\$ 244,372</u> |
| Transportation, Department of | Direct | | 14-G-011 | 20.108 | Aviation Research Grants | \$ 180,022 | \$ - |
| Transportation, Department of | Pass-Through | University of California - Davis | 201302812-01 | 20.108 | Aviation Research Grants | 3,259 | - |
| | | | | | | <u>\$ 183,281</u> | <u>\$ -</u> |
| Transportation, Department of | Direct | | DTFH6115H00005 | 20.200 | Highway Research and Development Program | \$ 2,112,481 | \$ 426,490 |
| Transportation, Department of | Pass-Through | National Academy of Sciences | HR 20-110 | 20.200 | Highway Research and Development Program | 1,958 | - |
| | | | | | | <u>\$ 2,114,439</u> | <u>\$ 426,490</u> |
| Transportation, Department of | Pass-Through | Michigan, State of, Transportation, Department of | 2016-0068 Authorization & Revi | 20.505 | Metropolitan Transportation Planning and State and Non-Metropolitan Planning and Research | \$ 59,792 | \$ - |
| Transportation, Department of | Pass-Through | National Safety Council | Innovation Grant Agreement | 20.614 | National Highway Traffic Safety Administration (NHTSA) | | |
| | | | | | Discretionary Safety Grants and Cooperative Agreements | \$ (102) | \$ - |
| Transportation, Department of | Pass-Through | National Safety Council | Subaward Agreement | 20.614 | National Highway Traffic Safety Administration (NHTSA) | | |
| | | | | | Discretionary Safety Grants and Cooperative Agreements | 80,549 | - |
| | | | | | | <u>\$ 80,447</u> | <u>\$ -</u> |
| Transportation, Department of | Direct | | 69A3551747105 | 20.701 | University Transportation Centers Program | \$ 2,360,852 | \$ 1,254,088 |
| Transportation, Department of | Direct | | DTRT13-G-UTC54 | 20.701 | University Transportation Centers Program | 76,572 | 6,410 |
| Transportation, Department of | Pass-Through | San Jose State University | 21-1100-5726-UM | 20.701 | University Transportation Centers Program | 1,663 | - |
| Transportation, Department of | Pass-Through | University of Florida, The | Subaward No. UFDSP00011771/Pro | 20.701 | University Transportation Centers Program | 60,283 | - |
| Transportation, Department of | Pass-Through | University of Florida, The | UFDSP00012169 | 20.701 | University Transportation Centers Program | 72,277 | - |

University of Michigan
Schedule of Expenditures of Federal Awards
For the Year Ended June 30, 2019

| Cluster Title/Federal Grantor/Program | Type | Pass-Through Grantor | Award Identifier | CFDA Number | CFDA Program Title | Federal Expenditures | Pass-Through |
|---|--------------|------------------------------------|-------------------------------------|-------------|--------------------------------------|----------------------|--------------|
| Transportation, Department of | Pass-Through | University of Maryland, The | 07525729 PO3884 | 20.819 | Ballast Water Treatment Technologies | \$ 2,571,647 | \$ 1,260,498 |
| | | | Total Transportation, Department of | | | \$ 19,432 | \$ - |
| | | | | | | \$ 7,550,872 | \$ 1,931,360 |
| Treasury, Department of the | Direct | | 18-LITC0343-01-00 | 21.008 | Low Income Taxpayer Clinics | \$ 48,366 | \$ - |
| Treasury, Department of the | Direct | | 19-LITC0343-02-00 | 21.008 | Low Income Taxpayer Clinics | 71,744 | - |
| | | | Total Treasury, Department of the | | | \$ 120,110 | \$ - |
| Federal Trade Commission | Direct | | 29TFC117P0007/CLIN0001 | 36.RD | | \$ 4,900 | \$ - |
| | | | Total Federal Trade Commission | | | \$ 4,900 | \$ - |
| Library of Congress | Direct | | GA16C0089 | 42.RD | | \$ 191,159 | \$ - |
| | | | Total Library of Congress | | | \$ 191,159 | \$ - |
| National Aeronautics and Space Administration | Direct | | 80GSFC18C0009 | 43.RD | | \$ 67,432 | \$ - |
| National Aeronautics and Space Administration | Direct | | Hansen IPA- NNH18IA58P | 43.RD | | 154,327 | - |
| National Aeronautics and Space Administration | Direct | | Janet Kozyra IPA-NNH17IA42P | 43.RD | | 213,892 | - |
| National Aeronautics and Space Administration | Direct | | NNG12CR34C | 43.RD | | 179,933 | - |
| National Aeronautics and Space Administration | Direct | | NNL13AQ00C | 43.RD | | 4,602,553 | 549,283 |
| National Aeronautics and Space Administration | Direct | | NNX16AH47G | 43.RD | | 53,911 | - |
| National Aeronautics and Space Administration | Pass-Through | California Institute of Technology | S386188 | 43.RD | | 209,490 | - |
| National Aeronautics and Space Administration | Pass-Through | Catholic University of America | 361361 Sub 1 | 43.RD | | (205) | - |
| National Aeronautics and Space Administration | Pass-Through | Catholic University of America | 361361 Sub 3 | 43.RD | | 332,874 | - |
| National Aeronautics and Space Administration | Pass-Through | Catholic University of America | 361361 Sub 4 | 43.RD | | 28,487 | - |
| National Aeronautics and Space Administration | Pass-Through | Colorado School of Mines | 400637 | 43.RD | | 52,843 | - |
| National Aeronautics and Space Administration | Pass-Through | Jet Propulsion Laboratory | 1266313 | 43.RD | | 377,068 | - |
| National Aeronautics and Space Administration | Pass-Through | Jet Propulsion Laboratory | 1266314 | 43.RD | | 33,159 | - |
| National Aeronautics and Space Administration | Pass-Through | Jet Propulsion Laboratory | 1409449 | 43.RD | | 320,293 | - |
| National Aeronautics and Space Administration | Pass-Through | Jet Propulsion Laboratory | 1416974 | 43.RD | | 17,615 | - |
| National Aeronautics and Space Administration | Pass-Through | Jet Propulsion Laboratory | 1449038 | 43.RD | | 288,941 | - |
| National Aeronautics and Space Administration | Pass-Through | Jet Propulsion Laboratory | 1486489 | 43.RD | | 29,895 | - |
| National Aeronautics and Space Administration | Pass-Through | Jet Propulsion Laboratory | 1514747 | 43.RD | | 3,356 | - |
| National Aeronautics and Space Administration | Pass-Through | Jet Propulsion Laboratory | 1515850 | 43.RD | | 41,462 | - |
| National Aeronautics and Space Administration | Pass-Through | Jet Propulsion Laboratory | 1532308 | 43.RD | | 63,870 | - |
| National Aeronautics and Space Administration | Pass-Through | Jet Propulsion Laboratory | 1534436 | 43.RD | | 25,699 | - |
| National Aeronautics and Space Administration | Pass-Through | Jet Propulsion Laboratory | 1564409 | 43.RD | | (16) | - |
| National Aeronautics and Space Administration | Pass-Through | Jet Propulsion Laboratory | 1574620 | 43.RD | | 279,099 | - |
| National Aeronautics and Space Administration | Pass-Through | Jet Propulsion Laboratory | 1579208 | 43.RD | | (3,276) | - |
| National Aeronautics and Space Administration | Pass-Through | Jet Propulsion Laboratory | 1593522 | 43.RD | | 323,866 | - |
| National Aeronautics and Space Administration | Pass-Through | Jet Propulsion Laboratory | 1607998 | 43.RD | | 60,000 | - |
| National Aeronautics and Space Administration | Pass-Through | Jet Propulsion Laboratory | 1610475 | 43.RD | | 26,063 | - |
| National Aeronautics and Space Administration | Pass-Through | Jet Propulsion Laboratory | 1621759 | 43.RD | | 58,268 | - |
| National Aeronautics and Space Administration | Pass-Through | Jet Propulsion Laboratory | 1631492 | 43.RD | | 20,691 | - |
| National Aeronautics and Space Administration | Pass-Through | Jet Propulsion Laboratory | 561416972 | 43.RD | | 41,725 | - |
| National Aeronautics and Space Administration | Pass-Through | Johns Hopkins University | 117613 | 43.RD | | 17,558 | - |
| National Aeronautics and Space Administration | Pass-Through | Johns Hopkins University | 141617 | 43.RD | | 51,845 | - |
| National Aeronautics and Space Administration | Pass-Through | Johns Hopkins University | 141617 | 43.RD | | 27,022 | - |
| National Aeronautics and Space Administration | Pass-Through | Johns Hopkins University | 143448 | 43.RD | | 301,125 | - |
| National Aeronautics and Space Administration | Pass-Through | Johns Hopkins University | 143448 | 43.RD | | 172,414 | - |
| National Aeronautics and Space Administration | Pass-Through | Michigan Engineering Services | 1025 | 43.RD | | 10,554 | - |
| National Aeronautics and Space Administration | Pass-Through | National Institute of Aerospace | T18-601046-UMICH | 43.RD | | 57,952 | - |
| National Aeronautics and Space Administration | Pass-Through | Smithsonian Institution | SV4-84016 | 43.RD | | 126,717 | - |
| National Aeronautics and Space Administration | Pass-Through | Southwest Research Institute | 699056KC | 43.RD | | 297,762 | - |
| National Aeronautics and Space Administration | Pass-Through | Southwest Research Institute | A99201MO | 43.RD | | 456,123 | - |
| National Aeronautics and Space Administration | Pass-Through | Southwest Research Institute | E99061MO | 43.RD | | 155,531 | - |
| National Aeronautics and Space Administration | Pass-Through | Southwest Research Institute | H99061MO | 43.RD | | (26,264) | - |
| National Aeronautics and Space Administration | Pass-Through | Southwest Research Institute | K99067CT | 43.RD | | 37,827 | - |
| National Aeronautics and Space Administration | Pass-Through | Space Telescope Institute (STScI) | HST-AR-13881.001-A | 43.RD | | 51,802 | - |
| National Aeronautics and Space Administration | Pass-Through | Space Telescope Institute (STScI) | HST-AR-13884.001-A | 43.RD | | 3,846 | - |
| National Aeronautics and Space Administration | Pass-Through | Space Telescope Institute (STScI) | HST-AR-14279.001-A | 43.RD | | 42,999 | - |
| National Aeronautics and Space Administration | Pass-Through | Space Telescope Institute (STScI) | HST-AR-15047.001-A | 43.RD | | 72,208 | - |
| National Aeronautics and Space Administration | Pass-Through | Space Telescope Institute (STScI) | HST-AR-15051.001-A | 43.RD | | 21,063 | - |
| National Aeronautics and Space Administration | Pass-Through | Space Telescope Institute (STScI) | HST-GO-13639.003-A | 43.RD | | (27) | - |
| National Aeronautics and Space Administration | Pass-Through | Space Telescope Institute (STScI) | HST-GO-13642.004-A | 43.RD | | 45,129 | - |
| National Aeronautics and Space Administration | Pass-Through | Space Telescope Institute (STScI) | HST-GO-13696.002-A | 43.RD | | 4,371 | - |
| National Aeronautics and Space Administration | Pass-Through | Space Telescope Institute (STScI) | HST-GO-13827.001-A | 43.RD | | 1,375 | - |
| National Aeronautics and Space Administration | Pass-Through | Space Telescope Institute (STScI) | HST-GO-13841.006-A | 43.RD | | 8,638 | - |
| National Aeronautics and Space Administration | Pass-Through | Space Telescope Institute (STScI) | HST-GO-13939.003-A | 43.RD | | 5,967 | - |
| National Aeronautics and Space Administration | Pass-Through | Space Telescope Institute (STScI) | HST-GO-14046.007-A | 43.RD | | (355) | - |
| National Aeronautics and Space Administration | Pass-Through | Space Telescope Institute (STScI) | HST-GO-14080.002-A | 43.RD | | 18,599 | - |
| National Aeronautics and Space Administration | Pass-Through | Space Telescope Institute (STScI) | HST-GO-14096.005-A | 43.RD | | (1,187) | - |
| National Aeronautics and Space Administration | Pass-Through | Space Telescope Institute (STScI) | HST-GO-14151.002-A | 43.RD | | 4,111 | - |
| National Aeronautics and Space Administration | Pass-Through | Space Telescope Institute (STScI) | HST-GO-14170.004-A | 43.RD | | 5,288 | - |
| National Aeronautics and Space Administration | Pass-Through | Space Telescope Institute (STScI) | HST-GO-14187.001-A | 43.RD | | 29,081 | - |
| National Aeronautics and Space Administration | Pass-Through | Space Telescope Institute (STScI) | HST-GO-14190.001-A | 43.RD | | 28,457 | - |
| National Aeronautics and Space Administration | Pass-Through | Space Telescope Institute (STScI) | HST-GO-14194.008-A | 43.RD | | 10,190 | - |

University of Michigan
Schedule of Expenditures of Federal Awards
For the Year Ended June 30, 2019

| Cluster Title/Federal Grantor/Program | Type | Pass-Through Grantor | Award Identifier | CFDA Number | CFDA Program Title | Federal Expenditures | Pass-Through |
|---|--------------|--|-----------------------|-------------|--------------------|----------------------|--------------|
| National Aeronautics and Space Administration | Pass-Through | Space Telescope Institute (STScl) | HST-GO-14229.001-A | 43.RD | | 11,280 | - |
| National Aeronautics and Space Administration | Pass-Through | Space Telescope Institute (STScl) | HST-GO-14230.002-A | 43.RD | | 16,005 | - |
| National Aeronautics and Space Administration | Pass-Through | Space Telescope Institute (STScl) | HST-GO-14232.001-A | 43.RD | | 9,123 | - |
| National Aeronautics and Space Administration | Pass-Through | Space Telescope Institute (STScl) | HST-GO-14356.004-A | 43.RD | | 11,470 | - |
| National Aeronautics and Space Administration | Pass-Through | Space Telescope Institute (STScl) | HST-GO-14622.003-A | 43.RD | | 4,001 | - |
| National Aeronautics and Space Administration | Pass-Through | Space Telescope Institute (STScl) | HST-GO-14711.004-A | 43.RD | | 4,463 | - |
| National Aeronautics and Space Administration | Pass-Through | Space Telescope Institute (STScl) | HST-GO-14729.001-A | 43.RD | | 1,552 | - |
| National Aeronautics and Space Administration | Pass-Through | Space Telescope Institute (STScl) | HST-GO-14765.001-A | 43.RD | | 17,362 | - |
| National Aeronautics and Space Administration | Pass-Through | Space Telescope Institute (STScl) | HST-GO-14896.004-A | 43.RD | | 4,912 | - |
| National Aeronautics and Space Administration | Pass-Through | Space Telescope Institute (STScl) | HST-GO-14933.002-A | 43.RD | | 2,960 | - |
| National Aeronautics and Space Administration | Pass-Through | Space Telescope Institute (STScl) | HST-GO-15101.004-A | 43.RD | | 19,002 | - |
| National Aeronautics and Space Administration | Pass-Through | Space Telescope Institute (STScl) | HST-GO-15117.033-A | 43.RD | | 47,511 | - |
| National Aeronautics and Space Administration | Pass-Through | Space Telescope Institute (STScl) | HST-GO-15230.002-A | 43.RD | | 23,313 | - |
| National Aeronautics and Space Administration | Pass-Through | Space Telescope Institute (STScl) | HST-GO-15307.004-A | 43.RD | | 60,454 | - |
| National Aeronautics and Space Administration | Pass-Through | Space Telescope Institute (STScl) | HST-GO-15352.002-A | 43.RD | | 4,398 | - |
| National Aeronautics and Space Administration | Pass-Through | Space Telescope Institute (STScl) | HST-GO-15378.003-A | 43.RD | | 19,002 | - |
| National Aeronautics and Space Administration | Pass-Through | Space Telescope Institute (STScl) | HST-HF2-51401.001-A | 43.RD | | 91,326 | - |
| National Aeronautics and Space Administration | Pass-Through | Space Telescope Institute (STScl) | JWST-ERS-01364.002-A | 43.RD | | 1,928 | - |
| National Aeronautics and Space Administration | Pass-Through | Space Telescope Institute (STScl) | JWST-ERS-01386.039-A | 43.RD | | 17,085 | - |
| National Aeronautics and Space Administration | Pass-Through | Universities Space Research Association (USRA) | 20180863/06816-03 | 43.RD | | 23,450 | - |
| National Aeronautics and Space Administration | Pass-Through | University of Arizona | 344641 | 43.RD | | 94,270 | - |
| National Aeronautics and Space Administration | Pass-Through | University of Colorado | 1546525 | 43.RD | | 32,150 | - |
| National Aeronautics and Space Administration | Pass-Through | University of Colorado | 1546525/PO 1000106275 | 43.RD | | 236,271 | - |
| National Aeronautics and Space Administration | Pass-Through | University of Washington | 16-PAF02071 | 43.RD | | 3,551 | - |
| | | | | | | \$ 10,697,875 | \$ 549,283 |
| National Aeronautics and Space Administration | Direct | | 80NSSC17K0015 | 43.001 | Science | \$ 205,786 | \$ 24,817.00 |
| National Aeronautics and Space Administration | Direct | | 80NSSC17K0116 | 43.001 | Science | 33,137 | - |
| National Aeronautics and Space Administration | Direct | | 80NSSC17K0212 | 43.001 | Science | 106,849 | 20,726 |
| National Aeronautics and Space Administration | Direct | | 80NSSC17K0323 | 43.001 | Science | 45,089 | - |
| National Aeronautics and Space Administration | Direct | | 80NSSC17K0380 | 43.001 | Science | 28,339 | - |
| National Aeronautics and Space Administration | Direct | | 80NSSC17K0381 | 43.001 | Science | 64,807 | - |
| National Aeronautics and Space Administration | Direct | | 80NSSC17K0382 | 43.001 | Science | 40,284 | - |
| National Aeronautics and Space Administration | Direct | | 80NSSC17K0453 | 43.001 | Science | 44,885 | - |
| National Aeronautics and Space Administration | Direct | | 80NSSC17K0464 | 43.001 | Science | 38,803 | - |
| National Aeronautics and Space Administration | Direct | | 80NSSC17K0493 | 43.001 | Science | 44,786 | - |
| National Aeronautics and Space Administration | Direct | | 80NSSC17K0604 | 43.001 | Science | 45,683 | - |
| National Aeronautics and Space Administration | Direct | | 80NSSC17K0628 | 43.001 | Science | 18,550 | - |
| National Aeronautics and Space Administration | Direct | | 80NSSC17K0629 | 43.001 | Science | 21,519 | - |
| National Aeronautics and Space Administration | Direct | | 80NSSC17K0630 | 43.001 | Science | 11,043 | - |
| National Aeronautics and Space Administration | Direct | | 80NSSC17K0681 | 43.001 | Science | 189,951 | 15,509 |
| National Aeronautics and Space Administration | Direct | | 80NSSC17K0686 | 43.001 | Science | 118,750 | 11,102 |
| National Aeronautics and Space Administration | Direct | | 80NSSC17K0728 | 43.001 | Science | 158,736 | 40,848 |
| National Aeronautics and Space Administration | Direct | | 80NSSC18K0275 | 43.001 | Science | 16,363 | - |
| National Aeronautics and Space Administration | Direct | | 80NSSC18K0376 | 43.001 | Science | 32,631 | - |
| National Aeronautics and Space Administration | Direct | | 80NSSC18K0377 | 43.001 | Science | 10,392 | - |
| National Aeronautics and Space Administration | Direct | | 80NSSC18K0536 | 43.001 | Science | 87,894 | - |
| National Aeronautics and Space Administration | Direct | | 80NSSC18K0551 | 43.001 | Science | 20,914 | - |
| National Aeronautics and Space Administration | Direct | | 80NSSC18K0647 | 43.001 | Science | 14,917 | - |
| National Aeronautics and Space Administration | Direct | | 80NSSC18K0653 | 43.001 | Science | 45,928 | - |
| National Aeronautics and Space Administration | Direct | | 80NSSC18K0717 | 43.001 | Science | 55,889 | - |
| National Aeronautics and Space Administration | Direct | | 80NSSC18K0802 | 43.001 | Science | 18,793 | - |
| National Aeronautics and Space Administration | Direct | | 80NSSC18K0882 | 43.001 | Science | 83,730 | - |
| National Aeronautics and Space Administration | Direct | | 80NSSC18K0900 | 43.001 | Science | 56,576 | - |
| National Aeronautics and Space Administration | Direct | | 80NSSC18K0978 | 43.001 | Science | 10,944 | - |
| National Aeronautics and Space Administration | Direct | | 80NSSC18K0986 | 43.001 | Science | 114,415 | - |
| National Aeronautics and Space Administration | Direct | | 80NSSC18K0999 | 43.001 | Science | 37,395 | - |
| National Aeronautics and Space Administration | Direct | | 80NSSC18K1000 | 43.001 | Science | 48,921 | - |
| National Aeronautics and Space Administration | Direct | | 80NSSC18K1005 | 43.001 | Science | 66,683 | - |
| National Aeronautics and Space Administration | Direct | | 80NSSC18K1033 | 43.001 | Science | 97,413 | 11,750 |
| National Aeronautics and Space Administration | Direct | | 80NSSC18K1049 | 43.001 | Science | 30,389 | - |
| National Aeronautics and Space Administration | Direct | | 80NSSC18K1060 | 43.001 | Science | 115,272 | - |
| National Aeronautics and Space Administration | Direct | | 80NSSC18K1120 | 43.001 | Science | 35,729 | - |
| National Aeronautics and Space Administration | Direct | | 80NSSC18K1121 | 43.001 | Science | 37,594 | - |
| National Aeronautics and Space Administration | Direct | | 80NSSC18K1137 | 43.001 | Science | 104,336 | - |
| National Aeronautics and Space Administration | Direct | | 80NSSC18K1208 | 43.001 | Science | 157,810 | 52,105 |
| National Aeronautics and Space Administration | Direct | | 80NSSC18K1238 | 43.001 | Science | 36,628 | - |
| National Aeronautics and Space Administration | Direct | | 80NSSC18K1240 | 43.001 | Science | 81,926 | - |
| National Aeronautics and Space Administration | Direct | | 80NSSC18K1280 | 43.001 | Science | 111,232 | - |
| National Aeronautics and Space Administration | Direct | | 80NSSC18K1344 | 43.001 | Science | 25,513 | - |
| National Aeronautics and Space Administration | Direct | | 80NSSC18K1363 | 43.001 | Science | 142,187 | - |
| National Aeronautics and Space Administration | Direct | | 80NSSC18K1454 | 43.001 | Science | 72,478 | - |
| National Aeronautics and Space Administration | Direct | | 80NSSC18K1553 | 43.001 | Science | 61,082 | 4,365 |
| National Aeronautics and Space Administration | Direct | | 80NSSC18K1596 | 43.001 | Science | 106,215 | - |
| National Aeronautics and Space Administration | Direct | | 80NSSC18K1641 | 43.001 | Science | 13,675 | - |
| National Aeronautics and Space Administration | Direct | | 80NSSC19K0003 | 43.001 | Science | 131,335 | - |
| National Aeronautics and Space Administration | Direct | | 80NSSC19K0092 | 43.001 | Science | 11,765 | - |

University of Michigan
Schedule of Expenditures of Federal Awards
For the Year Ended June 30, 2019

| Cluster Title/Federal Grantor/Program | Type | Pass-Through Grantor | Award Identifier | CFDA Number | CFDA Program Title | Federal Expenditures | Pass-Through |
|---|--------|----------------------|------------------|-------------|--------------------|----------------------|--------------|
| National Aeronautics and Space Administration | Direct | | 80NSSC19K0168 | 43.001 | Science | 7,853 | - |
| National Aeronautics and Space Administration | Direct | | 80NSSC19K0204 | 43.001 | Science | 4,374 | - |
| National Aeronautics and Space Administration | Direct | | 80NSSC19K0373 | 43.001 | Science | 90,253 | - |
| National Aeronautics and Space Administration | Direct | | 80NSSC19K0564 | 43.001 | Science | 24,321 | - |
| National Aeronautics and Space Administration | Direct | | 80NSSC19K0608 | 43.001 | Science | 17,779 | - |
| National Aeronautics and Space Administration | Direct | | 80NSSC19K0640 | 43.001 | Science | 13,851 | - |
| National Aeronautics and Space Administration | Direct | | 80NSSC19K0747 | 43.001 | Science | 836 | - |
| National Aeronautics and Space Administration | Direct | | NNX11AJ19G | 43.001 | Science | (17,551) | - |
| National Aeronautics and Space Administration | Direct | | NNX12AR53G | 43.001 | Science | 14,654 | - |
| National Aeronautics and Space Administration | Direct | | NNX13AE56G | 43.001 | Science | (318) | (318) |
| National Aeronautics and Space Administration | Direct | | NNX13AP36G | 43.001 | Science | 60,501 | - |
| National Aeronautics and Space Administration | Direct | | NNX14AB39G | 43.001 | Science | (3,615) | - |
| National Aeronautics and Space Administration | Direct | | NNX14AC82G | 43.001 | Science | 38,720 | - |
| National Aeronautics and Space Administration | Direct | | NNX14AE75G | 43.001 | Science | 39,478 | - |
| National Aeronautics and Space Administration | Direct | | NNX14AF31G | 43.001 | Science | 39,714 | - |
| National Aeronautics and Space Administration | Direct | | NNX14AF34G | 43.001 | Science | (87) | - |
| National Aeronautics and Space Administration | Direct | | NNX14AF90G | 43.001 | Science | 82,297 | - |
| National Aeronautics and Space Administration | Direct | | NNX14AG68G | 43.001 | Science | 3,141 | - |
| National Aeronautics and Space Administration | Direct | | NNX14AG84G | 43.001 | Science | 80,674 | - |
| National Aeronautics and Space Administration | Direct | | NNX14AH40G | 43.001 | Science | (13,669) | - |
| National Aeronautics and Space Administration | Direct | | NNX14AI87G | 43.001 | Science | (688) | - |
| National Aeronautics and Space Administration | Direct | | NNX14AP44G | 43.001 | Science | (4,825) | - |
| National Aeronautics and Space Administration | Direct | | NNX14AR78G | 43.001 | Science | 6,332 | - |
| National Aeronautics and Space Administration | Direct | | NNX15AB36G | 43.001 | Science | 14,125 | - |
| National Aeronautics and Space Administration | Direct | | NNX15AB73G | 43.001 | Science | 48,877 | - |
| National Aeronautics and Space Administration | Direct | | NNX15AC25G | 43.001 | Science | 56,656 | - |
| National Aeronautics and Space Administration | Direct | | NNX15AD40G | 43.001 | Science | 199,188 | 80,038 |
| National Aeronautics and Space Administration | Direct | | NNX15AE34G | 43.001 | Science | 36,429 | - |
| National Aeronautics and Space Administration | Direct | | NNX15AE77G | 43.001 | Science | 32,213 | - |
| National Aeronautics and Space Administration | Direct | | NNX15AF33G | 43.001 | Science | 7,404 | - |
| National Aeronautics and Space Administration | Direct | | NNX15AH13G | 43.001 | Science | 167,431 | 115,950 |
| National Aeronautics and Space Administration | Direct | | NNX15AH28G | 43.001 | Science | 182,114 | - |
| National Aeronautics and Space Administration | Direct | | NNX15AH30G | 43.001 | Science | 21,941 | - |
| National Aeronautics and Space Administration | Direct | | NNX15AH37G | 43.001 | Science | 17,813 | - |
| National Aeronautics and Space Administration | Direct | | NNX15AI39G | 43.001 | Science | 33,350 | - |
| National Aeronautics and Space Administration | Direct | | NNX15AI42G | 43.001 | Science | 113,684 | - |
| National Aeronautics and Space Administration | Direct | | NNX15AJ68G | 43.001 | Science | 54,900 | - |
| National Aeronautics and Space Administration | Direct | | NNX15AK79G | 43.001 | Science | 160,260 | - |
| National Aeronautics and Space Administration | Direct | | NNX15AK88G | 43.001 | Science | 80,551 | - |
| National Aeronautics and Space Administration | Direct | | NNX15AL01G | 43.001 | Science | 165,469 | - |
| National Aeronautics and Space Administration | Direct | | NNX15AL78G | 43.001 | Science | (267) | - |
| National Aeronautics and Space Administration | Direct | | NNX15AM53G | 43.001 | Science | 45,333 | - |
| National Aeronautics and Space Administration | Direct | | NNX15AM93G | 43.001 | Science | 52,368 | 6,078 |
| National Aeronautics and Space Administration | Direct | | NNX15AQ16G | 43.001 | Science | 110,978 | - |
| National Aeronautics and Space Administration | Direct | | NNX15AR36G | 43.001 | Science | 1,550 | - |
| National Aeronautics and Space Administration | Direct | | NNX15AT87G | 43.001 | Science | 84,457 | - |
| National Aeronautics and Space Administration | Direct | | NNX15AU15G | 43.001 | Science | 5,160 | - |
| National Aeronautics and Space Administration | Direct | | NNX15AW08G | 43.001 | Science | 10,421 | - |
| National Aeronautics and Space Administration | Direct | | NNX16AB37G | 43.001 | Science | 143,606 | - |
| National Aeronautics and Space Administration | Direct | | NNX16AB46G | 43.001 | Science | 53,237 | 17,011 |
| National Aeronautics and Space Administration | Direct | | NNX16AB47G | 43.001 | Science | 7,194 | - |
| National Aeronautics and Space Administration | Direct | | NNX16AB48G | 43.001 | Science | 112,388 | 23,842 |
| National Aeronautics and Space Administration | Direct | | NNX16AC01G | 43.001 | Science | 233,349 | - |
| National Aeronautics and Space Administration | Direct | | NNX16AC66A | 43.001 | Science | 1,294,255 | - |
| National Aeronautics and Space Administration | Direct | | NNX16AC74G | 43.001 | Science | 21,472 | - |
| National Aeronautics and Space Administration | Direct | | NNX16AD43G | 43.001 | Science | 185,922 | - |
| National Aeronautics and Space Administration | Direct | | NNX16AE38G | 43.001 | Science | 30,633 | - |
| National Aeronautics and Space Administration | Direct | | NNX16AF23G | 43.001 | Science | 112,611 | - |
| National Aeronautics and Space Administration | Direct | | NNX16AH01G | 43.001 | Science | 51,037 | - |
| National Aeronautics and Space Administration | Direct | | NNX16AH79G | 43.001 | Science | 42,116 | - |
| National Aeronautics and Space Administration | Direct | | NNX16AI19G | 43.001 | Science | 122,019 | - |
| National Aeronautics and Space Administration | Direct | | NNX16AI41G | 43.001 | Science | 147,196 | - |
| National Aeronautics and Space Administration | Direct | | NNX16AJ54G | 43.001 | Science | 191,532 | 45,899 |
| National Aeronautics and Space Administration | Direct | | NNX16AJ67G | 43.001 | Science | 235,333 | 25,192 |
| National Aeronautics and Space Administration | Direct | | NNX16AL12G | 43.001 | Science | 172,468 | 14,670 |
| National Aeronautics and Space Administration | Direct | | NNX16AM23G | 43.001 | Science | 25,920 | 12,564 |
| National Aeronautics and Space Administration | Direct | | NNX16AM99G | 43.001 | Science | 183,589 | - |
| National Aeronautics and Space Administration | Direct | | NNX16AN86G | 43.001 | Science | 17,410 | - |
| National Aeronautics and Space Administration | Direct | | NNX16AP03H | 43.001 | Science | 5,868 | - |
| National Aeronautics and Space Administration | Direct | | NNX16AP04H | 43.001 | Science | 46,439 | - |
| National Aeronautics and Space Administration | Direct | | NNX16AP32G | 43.001 | Science | 54,788 | - |
| National Aeronautics and Space Administration | Direct | | NNX16AQ04G | 43.001 | Science | 177,371 | - |
| National Aeronautics and Space Administration | Direct | | NNX17AB38G | 43.001 | Science | 53,297 | - |
| National Aeronautics and Space Administration | Direct | | NNX17AB87G | 43.001 | Science | 134,013 | - |
| National Aeronautics and Space Administration | Direct | | NNX17AC36G | 43.001 | Science | 41,477 | - |
| National Aeronautics and Space Administration | Direct | | NNX17AD37G | 43.001 | Science | 73,290 | 32,974 |

University of Michigan
Schedule of Expenditures of Federal Awards
For the Year Ended June 30, 2019

| Cluster Title/Federal Grantor/Program | Type | Pass-Through Grantor | Award Identifier | CFDA Number | CFDA Program Title | Federal Expenditures | Pass-Through |
|---|--------------|---|--------------------------------|-------------|--------------------|----------------------|--------------|
| National Aeronautics and Space Administration | Direct | | NNX17AD57G | 43.001 | Science | 2,866 | - |
| National Aeronautics and Space Administration | Direct | | NNX17AD58G | 43.001 | Science | 1,472 | - |
| National Aeronautics and Space Administration | Direct | | NNX17AD60G | 43.001 | Science | 37,827 | - |
| National Aeronautics and Space Administration | Direct | | NNX17AD66G | 43.001 | Science | 319,769 | - |
| National Aeronautics and Space Administration | Direct | | NNX17AE31G | 43.001 | Science | 72,519 | - |
| National Aeronautics and Space Administration | Direct | | NNX17AE57G | 43.001 | Science | 36,371 | - |
| National Aeronautics and Space Administration | Direct | | NNX17AE63G | 43.001 | Science | 29,805 | - |
| National Aeronautics and Space Administration | Direct | | NNX17AF21G | 43.001 | Science | 196,229 | - |
| National Aeronautics and Space Administration | Direct | | NNX17AG25G | 43.001 | Science | 149,376 | 8,908 |
| National Aeronautics and Space Administration | Direct | | NNX17AH55G | 43.001 | Science | 202,770 | 34,899 |
| National Aeronautics and Space Administration | Direct | | NNX17AH97G | 43.001 | Science | 301,419 | - |
| National Aeronautics and Space Administration | Direct | | NNX17AI48G | 43.001 | Science | 100,192 | - |
| National Aeronautics and Space Administration | Direct | | NNX17AI90G | 43.001 | Science | 20,055 | - |
| National Aeronautics and Space Administration | Direct | | NNX17AK19G | 43.001 | Science | 290,377 | 164,090 |
| National Aeronautics and Space Administration | Direct | | NNX17AL23G | 43.001 | Science | 138,911 | - |
| National Aeronautics and Space Administration | Pass-Through | Bay Area Environmental Research Institute | Subcontract | 43.001 | Science | 80,962 | - |
| National Aeronautics and Space Administration | Pass-Through | California Institute of Technology | 44A-1093998 | 43.001 | Science | 232 | - |
| National Aeronautics and Space Administration | Pass-Through | California Institute of Technology | S380136 | 43.001 | Science | 29,112 | - |
| National Aeronautics and Space Administration | Pass-Through | George Mason University | E2034731 | 43.001 | Science | 52,159 | - |
| National Aeronautics and Space Administration | Pass-Through | Michigan Technological University | 160908222 | 43.001 | Science | 123,690 | - |
| National Aeronautics and Space Administration | Pass-Through | National Institute of Aerospace | X13-7142-UM | 43.001 | Science | 131 | - |
| National Aeronautics and Space Administration | Pass-Through | Ohio State University, The | 60062085 | 43.001 | Science | 107,116 | - |
| National Aeronautics and Space Administration | Pass-Through | Ohio State University, The | 60066837 | 43.001 | Science | 36,030 | - |
| National Aeronautics and Space Administration | Pass-Through | Predictive Science Inc. | Research Agmt dtd 12/1/17 | 43.001 | Science | 233 | - |
| National Aeronautics and Space Administration | Pass-Through | Princeton University | SUB0000306 | 43.001 | Science | 6,332 | - |
| National Aeronautics and Space Administration | Pass-Through | Smithsonian Institution | AR5-16002X | 43.001 | Science | 43,105 | - |
| National Aeronautics and Space Administration | Pass-Through | Smithsonian Institution | AR8-19017X | 43.001 | Science | 1,309 | - |
| National Aeronautics and Space Administration | Pass-Through | Smithsonian Institution | AR9-20006X | 43.001 | Science | 12,855 | - |
| National Aeronautics and Space Administration | Pass-Through | Smithsonian Institution | DD4-15073X | 43.001 | Science | 11,443 | - |
| National Aeronautics and Space Administration | Pass-Through | Smithsonian Institution | DD8-19103X | 43.001 | Science | 4,697 | - |
| National Aeronautics and Space Administration | Pass-Through | Smithsonian Institution | G05-16034X | 43.001 | Science | 35,801 | - |
| National Aeronautics and Space Administration | Pass-Through | Smithsonian Institution | G06-17031A | 43.001 | Science | 10,306 | - |
| National Aeronautics and Space Administration | Pass-Through | Smithsonian Institution | G06-17079X | 43.001 | Science | 12,902 | - |
| National Aeronautics and Space Administration | Pass-Through | Smithsonian Institution | G05-16035X | 43.001 | Science | 50,428 | - |
| National Aeronautics and Space Administration | Pass-Through | Smithsonian Institution | G05-16045X | 43.001 | Science | 4,411 | - |
| National Aeronautics and Space Administration | Pass-Through | Smithsonian Institution | G06-17082X | 43.001 | Science | 21,763 | - |
| National Aeronautics and Space Administration | Pass-Through | Smithsonian Institution | G06-17085X | 43.001 | Science | 62,793 | - |
| National Aeronautics and Space Administration | Pass-Through | Smithsonian Institution | G07-18042X | 43.001 | Science | 3,883 | - |
| National Aeronautics and Space Administration | Pass-Through | Smithsonian Institution | G07-18072X | 43.001 | Science | 26,975 | - |
| National Aeronautics and Space Administration | Pass-Through | Smithsonian Institution | G07-18073X | 43.001 | Science | 26,115 | - |
| National Aeronautics and Space Administration | Pass-Through | Smithsonian Institution | G07-18087X | 43.001 | Science | 19,054 | - |
| National Aeronautics and Space Administration | Pass-Through | Smithsonian Institution | G08-19019X | 43.001 | Science | 6,832 | - |
| National Aeronautics and Space Administration | Pass-Through | Smithsonian Institution | G08-19021X | 43.001 | Science | 3,188 | - |
| National Aeronautics and Space Administration | Pass-Through | Smithsonian Institution | G08-19027A | 43.001 | Science | 6,272 | - |
| National Aeronautics and Space Administration | Pass-Through | Smithsonian Institution | G08-19078X | 43.001 | Science | 27,852 | - |
| National Aeronautics and Space Administration | Pass-Through | Smithsonian Institution | G08-19107B | 43.001 | Science | 13,463 | - |
| National Aeronautics and Space Administration | Pass-Through | Smithsonian Institution | SP8-19003X | 43.001 | Science | 43,217 | - |
| National Aeronautics and Space Administration | Pass-Through | Smithsonian Institution | SV6-86010 | 43.001 | Science | 82,753 | - |
| National Aeronautics and Space Administration | Pass-Through | Smithsonian Institution | TM8-19007X | 43.001 | Science | 66,485 | - |
| National Aeronautics and Space Administration | Pass-Through | Smithsonian Institution | TM9-20006X | 43.001 | Science | 25,131 | - |
| National Aeronautics and Space Administration | Pass-Through | Space Science Institute | Subaward no. 000799 | 43.001 | Science | 33,976 | - |
| National Aeronautics and Space Administration | Pass-Through | SRI International | 119-000260 | 43.001 | Science | (5,732) | - |
| National Aeronautics and Space Administration | Pass-Through | University Corporation for Atmospheric Research | SUBAWD000669 | 43.001 | Science | 17,608 | - |
| National Aeronautics and Space Administration | Pass-Through | University of California - Berkeley | 00009760 | 43.001 | Science | 49,808 | - |
| National Aeronautics and Space Administration | Pass-Through | University of California - Berkeley | 00009823 / 80NSSC18K0645 | 43.001 | Science | 2,171 | - |
| National Aeronautics and Space Administration | Pass-Through | University of California - Davis | 201403446-01 | 43.001 | Science | 55,738 | - |
| National Aeronautics and Space Administration | Pass-Through | University of California - Los Angeles | 2090 G TA481 | 43.001 | Science | 3,923 | - |
| National Aeronautics and Space Administration | Pass-Through | University of Colorado | 1554008 | 43.001 | Science | 34,570 | - |
| National Aeronautics and Space Administration | Pass-Through | University of Colorado | 1554484 | 43.001 | Science | 13,373 | - |
| National Aeronautics and Space Administration | Pass-Through | University of Colorado Boulder | 1555980 | 43.001 | Science | 11,186 | - |
| National Aeronautics and Space Administration | Pass-Through | University of Maryland, The | 63304-Z6144201 | 43.001 | Science | 32,302 | - |
| National Aeronautics and Space Administration | Pass-Through | University of Maryland, The | Z6054002 | 43.001 | Science | 74,725 | - |
| National Aeronautics and Space Administration | Pass-Through | University of Maryland-Baltimore County (UMBC) | 0000014591 | 43.001 | Science | (792) | - |
| National Aeronautics and Space Administration | Pass-Through | University of Montana | PG15-26860-01 | 43.001 | Science | (91) | - |
| National Aeronautics and Space Administration | Pass-Through | University of New Hampshire | 17-013 | 43.001 | Science | 4,209 | - |
| National Aeronautics and Space Administration | Pass-Through | University of New Hampshire | Subaward # 18-013 | 43.001 | Science | 109,739 | - |
| National Aeronautics and Space Administration | Pass-Through | University of Texas at Austin | UTA18-001589 | 43.001 | Science | 13,270 | - |
| National Aeronautics and Space Administration | Pass-Through | University of Wisconsin | 849K951 | 43.001 | Science | 14,443 | - |
| National Aeronautics and Space Administration | Pass-Through | William Marsh Rice University | R53461 | 43.001 | Science | 12,477 | - |
| National Aeronautics and Space Administration | Pass-Through | Woods Hole Oceanographic Institute | A101330, WHOI Project 23143700 | 43.001 | Science | 76,927 | - |
| National Aeronautics and Space Administration | Pass-Through | Woods Hole Research Center | Subcontract Agreement No. WHRC | 43.001 | Science | 128,979 | - |
| | | | | | | \$ 13,110,018 | \$ 763,019 |
| National Aeronautics and Space Administration | Direct | | 80NSSC18K1735 | 43.002 | Aeronautics | \$ 48,137 | \$ - |
| National Aeronautics and Space Administration | Direct | | 80NSSC18M0149 | 43.002 | Aeronautics | 37,681 | - |
| National Aeronautics and Space Administration | Direct | | NNX16AH81A | 43.002 | Aeronautics | 290,657 | - |
| National Aeronautics and Space Administration | Direct | | NNX16AP90A | 43.002 | Aeronautics | 112,017 | 46,247 |

University of Michigan
Schedule of Expenditures of Federal Awards
For the Year Ended June 30, 2019

| Cluster Title/Federal Grantor/Program | Type | Pass-Through Grantor | Award Identifier | CFDA Number | CFDA Program Title | Federal Expenditures | Pass-Through |
|---|--------------|---|---|-------------|---|----------------------|--------------|
| National Aeronautics and Space Administration | Pass-Through | Georgia Institute of Technology | RK588-G1/AWD-102526-G1 | 43.002 | Aeronautics | 19,164 | |
| | | | | | | \$ 507,656 | \$ 46,247 |
| National Aeronautics and Space Administration | Direct | | NNX16A074G | 43.003 | Exploration | 25,914 | - |
| National Aeronautics and Space Administration | Direct | | NNX16AO73G | 43.003 | Exploration | 22,649 | - |
| National Aeronautics and Space Administration | Pass-Through | University of Colorado Boulder | 1555631 | 43.003 | Exploration | 130,996 | - |
| | | | | | | \$ 179,559 | \$ - |
| National Aeronautics and Space Administration | Direct | | NNX15AW42A | 43.007 | Space Operations | 8,109 | - |
| National Aeronautics and Space Administration | Direct | | NNX15AJ20H | 43.008 | Education | 627,362 | 293,554 |
| National Aeronautics and Space Administration | Direct | | NNX16AJ92A | 43.008 | Education | 24,027 | - |
| National Aeronautics and Space Administration | Direct | | NNX16AT21H | 43.008 | Education | 66,022 | - |
| National Aeronautics and Space Administration | Pass-Through | University of Alabama, Huntsville | 2015-059 | 43.008 | Education | 4,727 | - |
| | | | | | | \$ 722,138 | \$ 293,554 |
| National Aeronautics and Space Administration | Direct | | NNX14AL65H | 43.009 | Cross Agency Support | 6,743 | - |
| National Aeronautics and Space Administration | Direct | | NNX14AL67H | 43.009 | Cross Agency Support | (3,836) | - |
| National Aeronautics and Space Administration | Direct | | NNX17AD24G | 43.009 | Cross Agency Support | 1,727,566 | 279,894 |
| | | | | | | \$ 1,730,473 | \$ 279,894 |
| National Aeronautics and Space Administration | Direct | | 80NSSC17K0152 | 43.012 | Space Technology | 42,746 | - |
| National Aeronautics and Space Administration | Direct | | 80NSSC17K0156 | 43.012 | Space Technology | 73,117 | - |
| National Aeronautics and Space Administration | Direct | | 80NSSC17K0157 | 43.012 | Space Technology | 73,762 | - |
| National Aeronautics and Space Administration | Direct | | 80NSSC18K1151 | 43.012 | Space Technology | 54,012 | - |
| National Aeronautics and Space Administration | Direct | | 80NSSC18K1161 | 43.012 | Space Technology | 56,199 | - |
| National Aeronautics and Space Administration | Direct | | 80NSSC18K1190 | 43.012 | Space Technology | 82,832 | - |
| National Aeronautics and Space Administration | Direct | | 80NSSC19K0219 | 43.012 | Space Technology | 22,884 | 362 |
| National Aeronautics and Space Administration | Direct | | NNX15AP46H | 43.012 | Space Technology | 8,700 | - |
| National Aeronautics and Space Administration | Direct | | NNX15AQ37H | 43.012 | Space Technology | 56,167 | - |
| National Aeronautics and Space Administration | Direct | | NNX15AQ43H | 43.012 | Space Technology | 66,211 | - |
| National Aeronautics and Space Administration | Direct | | NNX16AM55H | 43.012 | Space Technology | 4,924 | - |
| National Aeronautics and Space Administration | Direct | | NNX16AM61H | 43.012 | Space Technology | 67,551 | - |
| National Aeronautics and Space Administration | Direct | | NNX16AM62H | 43.012 | Space Technology | 69,904 | - |
| National Aeronautics and Space Administration | Direct | | NNX16AM92H | 43.012 | Space Technology | 79,541 | - |
| National Aeronautics and Space Administration | Direct | | NNX16AR65G | 43.012 | Space Technology | 169,044 | - |
| National Aeronautics and Space Administration | Direct | | NNX16AT35A | 43.012 | Space Technology | 53,400 | - |
| National Aeronautics and Space Administration | Direct | | NNX16AT43G | 43.012 | Space Technology | 240,633 | - |
| | | | | | | \$ 1,221,627 | \$ 362 |
| | | | | | | \$ 28,177,455 | \$ 1,932,359 |
| | | | Total National Aeronautics and Space Administration | | | | |
| Institute of Museum and Library Services | Pass-Through | Chicago Zoological Society | Agreement | 45.RD | | 2,881 | - |
| Institute of Museum and Library Services | Direct | | MA-30-16-0527-16 | 45.301 | Museums for America | 67,552 | - |
| Institute of Museum and Library Services | Direct | | MA-30-18-0240-18 | 45.301 | Museums for America | 55,961 | - |
| | | | | | | \$ 123,513 | \$ - |
| Institute of Museum and Library Services | Direct | | AL-00-19-0002-19 | 45.312 | National Leadership Grants | 99 | - |
| Institute of Museum and Library Services | Direct | | LG-06-14-0122-14 | 45.312 | National Leadership Grants | 88,581 | 11,828 |
| Institute of Museum and Library Services | Direct | | LG-96-18-0040-18 | 45.312 | National Leadership Grants | 157,244 | - |
| Institute of Museum and Library Services | Pass-Through | Arizona State University | 17-092 | 45.312 | National Leadership Grants | 24,560 | - |
| Institute of Museum and Library Services | Pass-Through | Chicago Zoological Society | Indep Contractor Agrmt | 45.312 | National Leadership Grants | 85,884 | - |
| | | | | | | \$ 356,368 | \$ 11,828 |
| Institute of Museum and Library Services | Direct | | RE-00-15-0113-15 | 45.313 | Laura Bush 21st Century Librarian Program | 30,931 | - |
| Institute of Museum and Library Services | Direct | | RE-01-15-0086-15 | 45.313 | Laura Bush 21st Century Librarian Program | 58,561 | - |
| Institute of Museum and Library Services | Direct | | RE-05-15-0021-15 | 45.313 | Laura Bush 21st Century Librarian Program | 93,354 | - |
| Institute of Museum and Library Services | Direct | | RE-07-18-0118-18 | 45.313 | Laura Bush 21st Century Librarian Program | 43,183 | - |
| Institute of Museum and Library Services | Direct | | RE-73-18-0059-18 | 45.313 | Laura Bush 21st Century Librarian Program | 147 | - |
| Institute of Museum and Library Services | Direct | | RE-95-17-0104-17 | 45.313 | Laura Bush 21st Century Librarian Program | 149,405 | - |
| | | | | | | \$ 375,581 | \$ - |
| | | | | | | \$ 858,343 | \$ 11,828 |
| | | | Total Institute of Museum and Library Services | | | | |
| National Endowment for the Arts | Direct | | 16-4200-7024 | 45.024 | Promotion of the Arts Grants to Organizations and Individuals | 19,713 | - |
| National Endowment for the Arts | Direct | | 17-4100-7142 | 45.024 | Promotion of the Arts Grants to Organizations and Individuals | 10,461 | - |
| National Endowment for the Arts | Direct | | 17-4400-7112 | 45.024 | Promotion of the Arts Grants to Organizations and Individuals | 24,955 | - |
| National Endowment for the Arts | Direct | | 1807845-44-18 | 45.024 | Promotion of the Arts Grants to Organizations and Individuals | 36,013 | - |
| National Endowment for the Arts | Direct | | 1809973-38-18 | 45.024 | Promotion of the Arts Grants to Organizations and Individuals | 20,137 | - |
| | | | | | | \$ 111,279 | \$ - |
| National Endowment for the Arts | Pass-Through | Michigan, State of, Council for Arts and Cultural Affairs | 19PS4891ED | 45.025 | Promotion of the Arts Partnership Agreements | 10,211 | - |
| | | | Total National Endowment for the Arts | | | \$ 121,490 | \$ - |
| National Endowment for the Humanities | Pass-Through | American Musicological Society | Grant Agreement | 45.RD | | 8,964 | - |
| National Endowment for the Humanities | Pass-Through | American Musicological Society | RQ-260882-18 | 45.RD | | 70,431 | - |
| | | | | | | \$ 79,395 | \$ - |
| National Endowment for the Humanities | Direct | | ZH-252894 | 45.130 | Promotion of the Humanities Challenge Grants | 85,081 | - |
| National Endowment for the Humanities | Direct | | PG-252806-17 | 45.149 | Promotion of the Humanities Division of Preservation and Access | (473) | - |

University of Michigan
Schedule of Expenditures of Federal Awards
For the Year Ended June 30, 2019

| Cluster Title/Federal Grantor/Program | Type | Pass-Through Grantor | Award Identifier | CFDA Number | CFDA Program Title | Federal Expenditures | Pass-Through |
|---|--------------|---|-------------------------------|-------------|---|----------------------|--------------|
| National Endowment for the Humanities | Direct | | PW-234665-16 | 45.149 | Promotion of the Humanities Division of Preservation and Access | (3,827) | - |
| National Endowment for the Humanities | Direct | | PW-234763-16 | 45.149 | Promotion of the Humanities Division of Preservation and Access | (1,320) | - |
| National Endowment for the Humanities | Direct | | FA-251067-17 | 45.160 | Promotion of the Humanities Fellowships and Stipends | \$ (5,620) | - |
| National Endowment for the Humanities | Direct | | FA-251469-17 | 45.160 | Promotion of the Humanities Fellowships and Stipends | \$ 39,143 | \$ - |
| National Endowment for the Humanities | Direct | | RQ-249784-16 | 45.161 | Promotion of the Humanities Research | (61,720) | - |
| National Endowment for the Humanities | Direct | | RZ-249792-16 | 45.161 | Promotion of the Humanities Research | \$ (22,577) | \$ - |
| National Endowment for the Humanities | Direct | | RZ-260848-18 | 45.161 | Promotion of the Humanities Research | \$ 144,791 | \$ - |
| National Endowment for the Humanities | Pass-Through | American Musicological Society | Award Letter Dated 11/12/14 | 45.161 | Promotion of the Humanities Research | 133,706 | - |
| National Endowment for the Humanities | Direct | | HZ-259485-18 | 45.169 | Promotion of the Humanities Office of Digital Humanities | 19 | - |
| National Endowment for the Humanities | Pass-Through | Gallaudet University | HAA-258756-18 | 45.169 | Promotion of the Humanities Office of Digital Humanities | (820) | - |
| Total National Endowment for the Humanities | | | | | | \$ 277,696 | \$ - |
| National Science Foundation | Direct | | 1903736 | 47.RD | Engineering | \$ 64,473 | \$ - |
| National Science Foundation | Direct | | IPA Agreement | 47.RD | Engineering | 20,917 | - |
| National Science Foundation | Direct | | IPA Agreement | 47.RD | Engineering | \$ 85,390 | \$ - |
| National Science Foundation | Pass-Through | American Educational Research Association | Agreement | 47.RD | Engineering | \$ 499,365 | \$ - |
| National Science Foundation | Pass-Through | Antora Energy, Inc | Roundtable Research Agreement | 47.RD | Engineering | 174,579 | \$ - |
| National Science Foundation | Pass-Through | Indiana University | BL-4843252-UM | 47.RD | Engineering | 331,558 | - |
| National Science Foundation | Pass-Through | Princeton University | SUB0000275 | 47.RD | Engineering | 278,938 | - |
| National Science Foundation | Pass-Through | Sassafras Tech Collective | 1842949 | 47.RD | Engineering | 11,906 | - |
| National Science Foundation | Direct | | 1240264 | 47.041 | Engineering | 103,809 | - |
| National Science Foundation | Direct | | 1454188 | 47.041 | Engineering | 38,728 | - |
| National Science Foundation | Direct | | 1462060 | 47.041 | Engineering | 76,049 | - |
| National Science Foundation | Direct | | 1462084 | 47.041 | Engineering | 39,758 | - |
| National Science Foundation | Direct | | 1462267 | 47.041 | Engineering | \$ 1,055,325 | \$ - |
| National Science Foundation | Direct | | 1462292 | 47.041 | Engineering | \$ 142,868 | \$ - |
| National Science Foundation | Direct | | 1462910 | 47.041 | Engineering | 163,391 | - |
| National Science Foundation | Direct | | 1463474 | 47.041 | Engineering | 97,686 | 4,258 |
| National Science Foundation | Direct | | 1500095 | 47.041 | Engineering | 91,763 | - |
| National Science Foundation | Direct | | 1500124 | 47.041 | Engineering | 29,359 | - |
| National Science Foundation | Direct | | 1500377 | 47.041 | Engineering | (1,324) | - |
| National Science Foundation | Direct | | 1507192 | 47.041 | Engineering | 22,363 | - |
| National Science Foundation | Direct | | 1507928 | 47.041 | Engineering | (1,485) | - |
| National Science Foundation | Direct | | 1508943 | 47.041 | Engineering | (26,591) | - |
| National Science Foundation | Direct | | 1509354 | 47.041 | Engineering | 50,234 | - |
| National Science Foundation | Direct | | 1509691 | 47.041 | Engineering | 22,241 | - |
| National Science Foundation | Direct | | 1511720 | 47.041 | Engineering | 83,254 | - |
| National Science Foundation | Direct | | 1511834 | 47.041 | Engineering | 122,276 | 17,206 |
| National Science Foundation | Direct | | 1523287 | 47.041 | Engineering | 141,620 | - |
| National Science Foundation | Direct | | 1531533 | 47.041 | Engineering | 99,083 | - |
| National Science Foundation | Direct | | 1533557 | 47.041 | Engineering | (18,256) | - |
| National Science Foundation | Direct | | 1534003 | 47.041 | Engineering | 20,711 | - |
| National Science Foundation | Direct | | 1536087 | 47.041 | Engineering | 159,877 | - |
| National Science Foundation | Direct | | 1536188 | 47.041 | Engineering | 10,701 | - |
| National Science Foundation | Direct | | 1536444 | 47.041 | Engineering | 207,288 | 68,071 |
| National Science Foundation | Direct | | 1536603 | 47.041 | Engineering | 100,245 | - |
| National Science Foundation | Direct | | 1536834 | 47.041 | Engineering | 246,552 | 12,419 |
| National Science Foundation | Direct | | 1536924 | 47.041 | Engineering | 563 | - |
| National Science Foundation | Direct | | 1537222 | 47.041 | Engineering | 57,253 | - |
| National Science Foundation | Direct | | 1537360 | 47.041 | Engineering | 2,302 | - |
| National Science Foundation | Direct | | 1537440 | 47.041 | Engineering | 9,537 | - |
| National Science Foundation | Direct | | 1537582 | 47.041 | Engineering | 109,463 | - |
| National Science Foundation | Direct | | 1537711 | 47.041 | Engineering | 28,391 | - |
| National Science Foundation | Direct | | 1538180 | 47.041 | Engineering | 94,737 | - |
| National Science Foundation | Direct | | 1547073 | 47.041 | Engineering | (68,704) | - |
| National Science Foundation | Direct | | 1547091 | 47.041 | Engineering | 115,736 | - |
| National Science Foundation | Direct | | 1547987 | 47.041 | Engineering | 44,460 | - |
| National Science Foundation | Direct | | 1548201 | 47.041 | Engineering | 16,921 | - |
| National Science Foundation | Direct | | 1549670 | 47.041 | Engineering | (9,104) | - |
| National Science Foundation | Direct | | 1552534 | 47.041 | Engineering | 8,814 | - |
| National Science Foundation | Direct | | 1552545 | 47.041 | Engineering | 26,984 | - |
| National Science Foundation | Direct | | 1552580 | 47.041 | Engineering | 65,422 | - |
| National Science Foundation | Direct | | 1553831 | 47.041 | Engineering | 8,350 | - |
| National Science Foundation | Direct | | 1553860 | 47.041 | Engineering | 11,339 | - |
| National Science Foundation | Direct | | 1553873 | 47.041 | Engineering | 1,199,761 | - |
| National Science Foundation | Direct | | 1554349 | 47.041 | Engineering | 64,005 | - |
| National Science Foundation | Direct | | 1561791 | 47.041 | Engineering | 136,905 | - |
| National Science Foundation | Direct | | 1561794 | 47.041 | Engineering | 101,061 | - |
| National Science Foundation | Direct | | 1562209 | 47.041 | Engineering | 70,645 | - |
| National Science Foundation | Direct | | | 47.041 | Engineering | 22,132 | - |
| National Science Foundation | Direct | | | 47.041 | Engineering | 93,597 | - |
| National Science Foundation | Direct | | | 47.041 | Engineering | 51,724 | - |
| National Science Foundation | Direct | | | 47.041 | Engineering | 143,350 | - |
| National Science Foundation | Direct | | | 47.041 | Engineering | 46,224 | - |

University of Michigan
Schedule of Expenditures of Federal Awards
For the Year Ended June 30, 2019

| Cluster Title/Federal Grantor/Program | Type | Pass-Through Grantor | Award Identifier | CFDA Number | CFDA Program Title | Federal Expenditures | Pass-Through |
|---------------------------------------|--------|----------------------|------------------|-------------|--------------------|----------------------|--------------|
| National Science Foundation | Direct | | 1562254 | 47.041 | Engineering | 89,456 | - |
| National Science Foundation | Direct | | 1562297 | 47.041 | Engineering | (295) | - |
| National Science Foundation | Direct | | 1562388 | 47.041 | Engineering | 52,942 | - |
| National Science Foundation | Direct | | 1562612 | 47.041 | Engineering | 66,610 | - |
| National Science Foundation | Direct | | 1565355 | 47.041 | Engineering | 98,745 | - |
| National Science Foundation | Direct | | 1565863 | 47.041 | Engineering | 70,720 | - |
| National Science Foundation | Direct | | 1602183 | 47.041 | Engineering | 16,524 | - |
| National Science Foundation | Direct | | 1604069 | 47.041 | Engineering | 36,523 | - |
| National Science Foundation | Direct | | 1604903 | 47.041 | Engineering | 74,732 | - |
| National Science Foundation | Direct | | 1605202 | 47.041 | Engineering | 121,175 | - |
| National Science Foundation | Direct | | 1607250 | 47.041 | Engineering | 89,256 | 24,559 |
| National Science Foundation | Direct | | 1608338 | 47.041 | Engineering | 128,550 | - |
| National Science Foundation | Direct | | 1608361 | 47.041 | Engineering | 96,171 | - |
| National Science Foundation | Direct | | 1623572 | 47.041 | Engineering | (382) | - |
| National Science Foundation | Direct | | 1634505 | 47.041 | Engineering | 142,136 | - |
| National Science Foundation | Direct | | 1634545 | 47.041 | Engineering | 99,483 | - |
| National Science Foundation | Direct | | 1634676 | 47.041 | Engineering | 71,059 | - |
| National Science Foundation | Direct | | 1634680 | 47.041 | Engineering | 96,351 | - |
| National Science Foundation | Direct | | 1634694 | 47.041 | Engineering | 69,573 | - |
| National Science Foundation | Direct | | 1634824 | 47.041 | Engineering | 27,138 | - |
| National Science Foundation | Direct | | 1636132 | 47.041 | Engineering | 75,459 | - |
| National Science Foundation | Direct | | 1636876 | 47.041 | Engineering | 6,628 | - |
| National Science Foundation | Direct | | 1638199 | 47.041 | Engineering | 13,844 | - |
| National Science Foundation | Direct | | 1639244 | 47.041 | Engineering | 776,685 | 263,203 |
| National Science Foundation | Direct | | 1640417 | 47.041 | Engineering | 62,827 | - |
| National Science Foundation | Direct | | 1640633 | 47.041 | Engineering | 56,348 | - |
| National Science Foundation | Direct | | 1643280 | 47.041 | Engineering | 1,209,339 | 737,938 |
| National Science Foundation | Direct | | 1645229 | 47.041 | Engineering | 31,131 | - |
| National Science Foundation | Direct | | 1648870 | 47.041 | Engineering | 53,326 | - |
| National Science Foundation | Direct | | 1653339 | 47.041 | Engineering | (1,952) | - |
| National Science Foundation | Direct | | 1661568 | 47.041 | Engineering | 98,472 | - |
| National Science Foundation | Direct | | 1662553 | 47.041 | Engineering | 56,249 | - |
| National Science Foundation | Direct | | 1662774 | 47.041 | Engineering | 81,365 | - |
| National Science Foundation | Direct | | 1663288 | 47.041 | Engineering | 92,491 | - |
| National Science Foundation | Direct | | 1700848 | 47.041 | Engineering | 80,718 | - |
| National Science Foundation | Direct | | 1701057 | 47.041 | Engineering | 83,585 | - |
| National Science Foundation | Direct | | 1701343 | 47.041 | Engineering | 159,442 | - |
| National Science Foundation | Direct | | 1702418 | 47.041 | Engineering | 97,867 | - |
| National Science Foundation | Direct | | 1703435 | 47.041 | Engineering | 107,185 | - |
| National Science Foundation | Direct | | 1703543 | 47.041 | Engineering | 68,595 | - |
| National Science Foundation | Direct | | 1705273 | 47.041 | Engineering | 72,649 | - |
| National Science Foundation | Direct | | 1707232 | 47.041 | Engineering | 4,357 | - |
| National Science Foundation | Direct | | 1708700 | 47.041 | Engineering | 25,815 | - |
| National Science Foundation | Direct | | 1708706 | 47.041 | Engineering | 241,658 | - |
| National Science Foundation | Direct | | 1709094 | 47.041 | Engineering | 34,135 | - |
| National Science Foundation | Direct | | 1709207 | 47.041 | Engineering | 81,914 | - |
| National Science Foundation | Direct | | 1710940 | 47.041 | Engineering | 72,500 | - |
| National Science Foundation | Direct | | 1724168 | 47.041 | Engineering | 13,859 | - |
| National Science Foundation | Direct | | 1726524 | 47.041 | Engineering | 260,592 | - |
| National Science Foundation | Direct | | 1727371 | 47.041 | Engineering | 46,634 | - |
| National Science Foundation | Direct | | 1727618 | 47.041 | Engineering | 114,197 | - |
| National Science Foundation | Direct | | 1727918 | 47.041 | Engineering | 417,917 | - |
| National Science Foundation | Direct | | 1730549 | 47.041 | Engineering | 94,596 | - |
| National Science Foundation | Direct | | 1733665 | 47.041 | Engineering | 119,620 | - |
| National Science Foundation | Direct | | 1740497 | 47.041 | Engineering | 704 | - |
| National Science Foundation | Direct | | 1740865 | 47.041 | Engineering | 4,198 | - |
| National Science Foundation | Direct | | 1741618 | 47.041 | Engineering | 356,740 | 221,661 |
| National Science Foundation | Direct | | 1745710 | 47.041 | Engineering | 3 | - |
| National Science Foundation | Direct | | 1745866 | 47.041 | Engineering | 32,581 | - |
| National Science Foundation | Direct | | 1747739 | 47.041 | Engineering | 36,890 | - |
| National Science Foundation | Direct | | 1748414 | 47.041 | Engineering | 8,014 | - |
| National Science Foundation | Direct | | 1750339 | 47.041 | Engineering | 19,619 | - |
| National Science Foundation | Direct | | 1750744 | 47.041 | Engineering | 2,645 | - |
| National Science Foundation | Direct | | 1751093 | 47.041 | Engineering | 37,432 | - |
| National Science Foundation | Direct | | 1751426 | 47.041 | Engineering | 34,291 | - |
| National Science Foundation | Direct | | 1751590 | 47.041 | Engineering | 78,546 | - |
| National Science Foundation | Direct | | 1757522 | 47.041 | Engineering | 37,269 | - |
| National Science Foundation | Direct | | 1760247 | 47.041 | Engineering | 169,623 | - |
| National Science Foundation | Direct | | 1760291 | 47.041 | Engineering | 42,896 | - |
| National Science Foundation | Direct | | 1761300 | 47.041 | Engineering | 70,340 | - |
| National Science Foundation | Direct | | 1762247 | 47.041 | Engineering | 19,550 | - |
| National Science Foundation | Direct | | 1762369 | 47.041 | Engineering | 8,763 | - |
| National Science Foundation | Direct | | 1762657 | 47.041 | Engineering | 109,494 | - |
| National Science Foundation | Direct | | 1802390 | 47.041 | Engineering | 24,080 | - |
| National Science Foundation | Direct | | 1803730 | 47.041 | Engineering | 88,602 | - |
| National Science Foundation | Direct | | 1803945 | 47.041 | Engineering | 8,375 | - |

University of Michigan
Schedule of Expenditures of Federal Awards
For the Year Ended June 30, 2019

| Cluster Title/Federal Grantor/Program | Type | Pass-Through Grantor | Award Identifier | CFDA Number | CFDA Program Title | Federal Expenditures | Pass-Through |
|---------------------------------------|--------|----------------------|------------------|-------------|--------------------|----------------------|--------------|
| National Science Foundation | Direct | | 1803983 | 47.041 | Engineering | 109,105 | - |
| National Science Foundation | Direct | | 1804053 | 47.041 | Engineering | 23,280 | - |
| National Science Foundation | Direct | | 1804287 | 47.041 | Engineering | 49,127 | - |
| National Science Foundation | Direct | | 1804313 | 47.041 | Engineering | 45,964 | - |
| National Science Foundation | Direct | | 1804458 | 47.041 | Engineering | 39,885 | - |
| National Science Foundation | Direct | | 1804945 | 47.041 | Engineering | 64,990 | - |
| National Science Foundation | Direct | | 1805085 | 47.041 | Engineering | 129,986 | 42,881 |
| National Science Foundation | Direct | | 1807940 | 47.041 | Engineering | 65,014 | - |
| National Science Foundation | Direct | | 1809365 | 47.041 | Engineering | 12,397 | - |
| National Science Foundation | Direct | | 1810144 | 47.041 | Engineering | 160,743 | - |
| National Science Foundation | Direct | | 1813963 | 47.041 | Engineering | 83,887 | - |
| National Science Foundation | Direct | | 1817353 | 47.041 | Engineering | 44,735 | - |
| National Science Foundation | Direct | | 1824635 | 47.041 | Engineering | 10,062 | - |
| National Science Foundation | Direct | | 1825133 | 47.041 | Engineering | 92,483 | - |
| National Science Foundation | Direct | | 1825669 | 47.041 | Engineering | 50,998 | - |
| National Science Foundation | Direct | | 1825918 | 47.041 | Engineering | 57,371 | - |
| National Science Foundation | Direct | | 1825931 | 47.041 | Engineering | 61,584 | - |
| National Science Foundation | Direct | | 1825945 | 47.041 | Engineering | 60,869 | - |
| National Science Foundation | Direct | | 1826621 | 47.041 | Engineering | 130,636 | - |
| National Science Foundation | Direct | | 1827123 | 47.041 | Engineering | 115,916 | - |
| National Science Foundation | Direct | | 1830338 | 47.041 | Engineering | 77,341 | - |
| National Science Foundation | Direct | | 1832591 | 47.041 | Engineering | 11,435 | - |
| National Science Foundation | Direct | | 1840433 | 47.041 | Engineering | 78,148 | - |
| National Science Foundation | Direct | | 1840492 | 47.041 | Engineering | 59,887 | 3,410 |
| National Science Foundation | Direct | | 1840559 | 47.041 | Engineering | 62,073 | - |
| National Science Foundation | Direct | | 1841755 | 47.041 | Engineering | 57,343 | - |
| National Science Foundation | Direct | | 1844132 | 47.041 | Engineering | 113,210 | - |
| National Science Foundation | Direct | | 1845093 | 47.041 | Engineering | 2,386 | - |
| National Science Foundation | Direct | | 1846969 | 47.041 | Engineering | 1,826 | - |
| National Science Foundation | Direct | | 1855354 | 47.041 | Engineering | 9,529 | - |
| National Science Foundation | Direct | | 1901582 | 47.041 | Engineering | 28,569 | - |
| National Science Foundation | Direct | | 1903449 | 47.041 | Engineering | 38,719 | - |
| National Science Foundation | Direct | | 1910283 | 47.041 | Engineering | 20,372 | - |
| National Science Foundation | Direct | | CBET 0644639 | 47.041 | Engineering | (132,352) | - |
| National Science Foundation | Direct | | CBET 1036672 | 47.041 | Engineering | (2,635) | - |
| National Science Foundation | Direct | | CBET 1253157 | 47.041 | Engineering | 26,052 | - |
| National Science Foundation | Direct | | CBET 1349921 | 47.041 | Engineering | 170,993 | - |
| National Science Foundation | Direct | | CBET 1351188 | 47.041 | Engineering | 21,557 | - |
| National Science Foundation | Direct | | CBET 1351482 | 47.041 | Engineering | 55,423 | - |
| National Science Foundation | Direct | | CBET 1402845 | 47.041 | Engineering | 54,577 | - |
| National Science Foundation | Direct | | CBET 1435269 | 47.041 | Engineering | 10,057 | - |
| National Science Foundation | Direct | | CBET 1436056 | 47.041 | Engineering | 240,663 | - |
| National Science Foundation | Direct | | CBET 1437601 | 47.041 | Engineering | 15,017 | - |
| National Science Foundation | Direct | | CBET 1438560 | 47.041 | Engineering | (13,301) | - |
| National Science Foundation | Direct | | CBET-1402707 | 47.041 | Engineering | 16,009 | - |
| National Science Foundation | Direct | | CBET-1403339 | 47.041 | Engineering | 61,861 | - |
| National Science Foundation | Direct | | CBET-1553028 | 47.041 | Engineering | 93,012 | - |
| National Science Foundation | Direct | | CBET-1604087 | 47.041 | Engineering | 170,418 | - |
| National Science Foundation | Direct | | CBET-1653080 | 47.041 | Engineering | 171,663 | - |
| National Science Foundation | Direct | | CBET-1653611 | 47.041 | Engineering | 128,544 | - |
| National Science Foundation | Direct | | CMMI 1253440 | 47.041 | Engineering | (1,849) | - |
| National Science Foundation | Direct | | CMMI 1300010 | 47.041 | Engineering | 80,937 | - |
| National Science Foundation | Direct | | CMMI 1327316 | 47.041 | Engineering | 61,026 | - |
| National Science Foundation | Direct | | CMMI 1350202 | 47.041 | Engineering | (39,351) | - |
| National Science Foundation | Direct | | CMMI 1351403 | 47.041 | Engineering | 36,348 | - |
| National Science Foundation | Direct | | CMMI 1351412 | 47.041 | Engineering | 98,675 | - |
| National Science Foundation | Direct | | CMMI 1362003 | 47.041 | Engineering | 84,405 | - |
| National Science Foundation | Direct | | CMMI 1362513 | 47.041 | Engineering | (756) | - |
| National Science Foundation | Direct | | CMMI 1362547 | 47.041 | Engineering | 19,746 | - |
| National Science Foundation | Direct | | CMMI 1362754 | 47.041 | Engineering | 35,658 | - |
| National Science Foundation | Direct | | CMMI 1362975 | 47.041 | Engineering | 1,311 | - |
| National Science Foundation | Direct | | CMMI 1404747 | 47.041 | Engineering | 2,880 | - |
| National Science Foundation | Direct | | CMMI 1433066 | 47.041 | Engineering | (597) | - |
| National Science Foundation | Direct | | CMMI 1434693 | 47.041 | Engineering | (6,049) | - |
| National Science Foundation | Direct | | CMMI 1435188 | 47.041 | Engineering | 3,090 | - |
| National Science Foundation | Direct | | CMMI 1436631 | 47.041 | Engineering | 25,379 | - |
| National Science Foundation | Direct | | CMMI 1634709 | 47.041 | Engineering | 131,056 | - |
| National Science Foundation | Direct | | CMMI 1638197 | 47.041 | Engineering | 96,726 | - |
| National Science Foundation | Direct | | CMMI-1350605 | 47.041 | Engineering | 86,632 | - |
| National Science Foundation | Direct | | CMMI-1351456 | 47.041 | Engineering | (2,492) | - |
| National Science Foundation | Direct | | CMMI-1351469 | 47.041 | Engineering | 67,470 | - |
| National Science Foundation | Direct | | CMMI-1453346 | 47.041 | Engineering | 109,374 | - |
| National Science Foundation | Direct | | CNS 1253172 | 47.041 | Engineering | 70,550 | - |
| National Science Foundation | Direct | | ECES 1227879 | 47.041 | Engineering | 35,291 | - |
| National Science Foundation | Direct | | ECES 1404814 | 47.041 | Engineering | 5,073 | - |
| National Science Foundation | Direct | | ECES 1407967 | 47.041 | Engineering | (4,253) | - |

University of Michigan
Schedule of Expenditures of Federal Awards
For the Year Ended June 30, 2019

| Cluster Title/Federal Grantor/Program | Type | Pass-Through Grantor | Award Identifier | CFDA Number | CFDA Program Title | Federal Expenditures | Pass-Through |
|---------------------------------------|--------------|---|-------------------------------|-------------|------------------------------------|----------------------|---------------------|
| National Science Foundation | Direct | | ECSS 1428069 | 47.041 | Engineering | 15,191 | - |
| National Science Foundation | Direct | | ECSS 1446521 | 47.041 | Engineering | 81,836 | - |
| National Science Foundation | Direct | | ECSS 1607796 | 47.041 | Engineering | 81,854 | - |
| National Science Foundation | Direct | | ECSS-1452916 | 47.041 | Engineering | 88,473 | - |
| National Science Foundation | Direct | | ECSS-1610362 | 47.041 | Engineering | 106,967 | - |
| National Science Foundation | Direct | | ECSS-1644731 | 47.041 | Engineering | 17,965 | - |
| National Science Foundation | Direct | | EEC-1329217 | 47.041 | Engineering | (4,632) | - |
| National Science Foundation | Direct | | EECCS 1407977 | 47.041 | Engineering | (4,274) | - |
| National Science Foundation | Direct | | EFRI 1332342 | 47.041 | Engineering | 17,345 | - |
| National Science Foundation | Direct | | IIP 1134676 | 47.041 | Engineering | (2,153) | - |
| National Science Foundation | Direct | | IIP-1340372 | 47.041 | Engineering | (6,603) | - |
| National Science Foundation | Pass-Through | Alligant Scientific | Research Agreement | 47.041 | Engineering | 50,000 | - |
| National Science Foundation | Pass-Through | Boston University | 4500002851 | 47.041 | Engineering | 276,277 | - |
| National Science Foundation | Pass-Through | Boston University | 4500002858 | 47.041 | Engineering | 7,300 | - |
| National Science Foundation | Pass-Through | Boston University | 4500002489/4500002490 | 47.041 | Engineering | 251,044 | - |
| National Science Foundation | Pass-Through | Care Progress LLC | Roundtable Research Agreement | 47.041 | Engineering | 15,723 | - |
| National Science Foundation | Pass-Through | Iowa State University of Science and Technology (aka Iowa State University) | 420-72-34/19 69672 23 | 47.041 | Engineering | 43,783 | - |
| National Science Foundation | Pass-Through | Iowa State University of Science and Technology (aka Iowa State University) | 4207275B | 47.041 | Engineering | 43,449 | - |
| National Science Foundation | Pass-Through | Kettering University | 531098A/PO#P0036341 | 47.041 | Engineering | 28,392 | - |
| National Science Foundation | Pass-Through | North Carolina State University | 2012-1067-04 | 47.041 | Engineering | 193,779 | - |
| National Science Foundation | Pass-Through | North Carolina State University | 2015-0995-01 | 47.041 | Engineering | (12,501) | - |
| National Science Foundation | Pass-Through | North Carolina State University | 2018-0906-01 | 47.041 | Engineering | 8,012 | - |
| National Science Foundation | Pass-Through | Ohio State University, The | 60061807 | 47.041 | Engineering | 252,290 | - |
| National Science Foundation | Pass-Through | Oklahoma State University | 1-565747-MICH | 47.041 | Engineering | 112,937 | - |
| National Science Foundation | Pass-Through | Otzi Bio LLC | Research Agreement | 47.041 | Engineering | 44,537 | - |
| National Science Foundation | Pass-Through | Taza Aya LLC | Roundtable Research Agrm | 47.041 | Engineering | 82,023 | - |
| National Science Foundation | Pass-Through | Texas A & M University | C8321 | 47.041 | Engineering | 2,262 | - |
| National Science Foundation | Pass-Through | University of California - Santa Barbara | KK1822 | 47.041 | Engineering | 7,195 | - |
| National Science Foundation | Pass-Through | University of California - Santa Barbara | KK1850 | 47.041 | Engineering | 92,873 | - |
| National Science Foundation | Pass-Through | University of Colorado | 1549958 PO#1000175809 | 47.041 | Engineering | (435) | - |
| National Science Foundation | Pass-Through | University of Florida, The | UFDSP00011776 | 47.041 | Engineering | 172,114 | - |
| National Science Foundation | Pass-Through | University of Minnesota | A0005262101 | 47.041 | Engineering | 231,940 | - |
| National Science Foundation | Pass-Through | University of Minnesota | A007037601 | 47.041 | Engineering | 74,532 | - |
| National Science Foundation | Pass-Through | University of Southern California | 88868935 | 47.041 | Engineering | 73,287 | - |
| National Science Foundation | Pass-Through | University of Southern California | 91665631 | 47.041 | Engineering | 354,374 | 162,090 |
| National Science Foundation | Pass-Through | University of Washington | UWSC9408 | 47.041 | Engineering | 39,323 | - |
| National Science Foundation | Pass-Through | Vanderbilt University | UNIV59840 | 47.041 | Engineering | 25,143 | - |
| National Science Foundation | Pass-Through | Venturewell | Agreement for Services | 47.041 | Engineering | 8,000 | - |
| National Science Foundation | Pass-Through | Virginia Polytechnic Institute and State University | 480039-19337 | 47.041 | Engineering | 3,305 | - |
| National Science Foundation | Pass-Through | Washington University in St. Louis | WU-19-152 | 47.041 | Engineering | 9,922 | - |
| | | | | | | \$ 18,599,450 | \$ 1,557,696 |
| National Science Foundation | Direct | | 1452392 | 47.049 | Mathematical and Physical Sciences | 104,520 | - |
| National Science Foundation | Direct | | 1452636 | 47.049 | Mathematical and Physical Sciences | 109,027 | - |
| National Science Foundation | Direct | | 1453893 | 47.049 | Mathematical and Physical Sciences | 110,672 | - |
| National Science Foundation | Direct | | 1453894 | 47.049 | Mathematical and Physical Sciences | 51,673 | - |
| National Science Foundation | Direct | | 1454010 | 47.049 | Mathematical and Physical Sciences | 47,445 | - |
| National Science Foundation | Direct | | 1460331 | 47.049 | Mathematical and Physical Sciences | 17,852 | - |
| National Science Foundation | Direct | | 1460990 | 47.049 | Mathematical and Physical Sciences | 53,460 | - |
| National Science Foundation | Direct | | 1462368 | 47.049 | Mathematical and Physical Sciences | (316) | - |
| National Science Foundation | Direct | | 1464477 | 47.049 | Mathematical and Physical Sciences | 40,495 | - |
| National Science Foundation | Direct | | 1464514 | 47.049 | Mathematical and Physical Sciences | 59,305 | - |
| National Science Foundation | Direct | | 1464584 | 47.049 | Mathematical and Physical Sciences | 103,556 | - |
| National Science Foundation | Direct | | 1464693 | 47.049 | Mathematical and Physical Sciences | 77,318 | - |
| National Science Foundation | Direct | | 1464696 | 47.049 | Mathematical and Physical Sciences | 4,989 | - |
| National Science Foundation | Direct | | 1500126 | 47.049 | Mathematical and Physical Sciences | (1,128) | - |
| National Science Foundation | Direct | | 1500142 | 47.049 | Mathematical and Physical Sciences | 98,281 | - |
| National Science Foundation | Direct | | 1501461 | 47.049 | Mathematical and Physical Sciences | 2,554 | - |
| National Science Foundation | Direct | | 1501625 | 47.049 | Mathematical and Physical Sciences | 90,254 | - |
| National Science Foundation | Direct | | 1505385 | 47.049 | Mathematical and Physical Sciences | 160,463 | - |
| National Science Foundation | Direct | | 1505458 | 47.049 | Mathematical and Physical Sciences | 99,359 | - |
| National Science Foundation | Direct | | 1505635 | 47.049 | Mathematical and Physical Sciences | 61,276 | - |
| National Science Foundation | Direct | | 1505932 | 47.049 | Mathematical and Physical Sciences | 69,529 | - |
| National Science Foundation | Direct | | 1506021 | 47.049 | Mathematical and Physical Sciences | 11,412 | - |
| National Science Foundation | Direct | | 1506055 | 47.049 | Mathematical and Physical Sciences | 178,678 | - |
| National Science Foundation | Direct | | 1506093 | 47.049 | Mathematical and Physical Sciences | 122,679 | - |
| National Science Foundation | Direct | | 1506117 | 47.049 | Mathematical and Physical Sciences | 59,475 | - |
| National Science Foundation | Direct | | 1506273 | 47.049 | Mathematical and Physical Sciences | 133,156 | - |
| National Science Foundation | Direct | | 1506540 | 47.049 | Mathematical and Physical Sciences | 352,696 | - |
| National Science Foundation | Direct | | 1507033 | 47.049 | Mathematical and Physical Sciences | 292,233 | 188,498 |
| National Science Foundation | Direct | | 1508485 | 47.049 | Mathematical and Physical Sciences | 144,817 | - |
| National Science Foundation | Direct | | 1508492 | 47.049 | Mathematical and Physical Sciences | (12,023) | 4,748 |
| National Science Foundation | Direct | | 1510429 | 47.049 | Mathematical and Physical Sciences | 105,435 | - |
| National Science Foundation | Direct | | 1513054 | 47.049 | Mathematical and Physical Sciences | 7,117 | - |
| National Science Foundation | Direct | | 1513379 | 47.049 | Mathematical and Physical Sciences | 278,816 | - |
| National Science Foundation | Direct | | 1513595 | 47.049 | Mathematical and Physical Sciences | 8,367 | - |
| National Science Foundation | Direct | | 1514670 | 47.049 | Mathematical and Physical Sciences | 47,199 | - |

University of Michigan
Schedule of Expenditures of Federal Awards
For the Year Ended June 30, 2019

| Cluster Title/Federal Grantor/Program | Type | Pass-Through Grantor | Award Identifier | CFDA Number | CFDA Program Title | Federal Expenditures | Pass-Through |
|---------------------------------------|--------|----------------------|------------------|-------------|------------------------------------|----------------------|--------------|
| National Science Foundation | Direct | | 1514835 | 47.049 | Mathematical and Physical Sciences | 23,277 | - |
| National Science Foundation | Direct | | 1514838 | 47.049 | Mathematical and Physical Sciences | 93,209 | - |
| National Science Foundation | Direct | | 1515001 | 47.049 | Mathematical and Physical Sciences | 84,241 | - |
| National Science Foundation | Direct | | 1515161 | 47.049 | Mathematical and Physical Sciences | 46,331 | - |
| National Science Foundation | Direct | | 1516075 | 47.049 | Mathematical and Physical Sciences | 50,831 | - |
| National Science Foundation | Direct | | 1519117 | 47.049 | Mathematical and Physical Sciences | (19,004) | - |
| National Science Foundation | Direct | | 1521158 | 47.049 | Mathematical and Physical Sciences | 23,193 | - |
| National Science Foundation | Direct | | 1521551 | 47.049 | Mathematical and Physical Sciences | 14,123 | - |
| National Science Foundation | Direct | | 1534221 | 47.049 | Mathematical and Physical Sciences | 101,739 | - |
| National Science Foundation | Direct | | 1535628 | 47.049 | Mathematical and Physical Sciences | 70,669 | - |
| National Science Foundation | Direct | | 1539709 | 47.049 | Mathematical and Physical Sciences | (551) | - |
| National Science Foundation | Direct | | 1551994 | 47.049 | Mathematical and Physical Sciences | 102,539 | - |
| National Science Foundation | Direct | | 1564457 | 47.049 | Mathematical and Physical Sciences | 104,612 | - |
| National Science Foundation | Direct | | 1565795 | 47.049 | Mathematical and Physical Sciences | 160,321 | - |
| National Science Foundation | Direct | | 1565837 | 47.049 | Mathematical and Physical Sciences | 121,408 | - |
| National Science Foundation | Direct | | 1600138 | 47.049 | Mathematical and Physical Sciences | 53,643 | - |
| National Science Foundation | Direct | | 1600223 | 47.049 | Mathematical and Physical Sciences | 89,251 | - |
| National Science Foundation | Direct | | 1606348 | 47.049 | Mathematical and Physical Sciences | 126,734 | - |
| National Science Foundation | Direct | | 1606553 | 47.049 | Mathematical and Physical Sciences | 135,943 | - |
| National Science Foundation | Direct | | 1607260 | 47.049 | Mathematical and Physical Sciences | 102,230 | - |
| National Science Foundation | Direct | | 1607570 | 47.049 | Mathematical and Physical Sciences | 198,373 | - |
| National Science Foundation | Direct | | 1607779 | 47.049 | Mathematical and Physical Sciences | 144,680 | - |
| National Science Foundation | Direct | | 1608331 | 47.049 | Mathematical and Physical Sciences | 132,544 | - |
| National Science Foundation | Direct | | 1609051 | 47.049 | Mathematical and Physical Sciences | 62,146 | - |
| National Science Foundation | Direct | | 1609840 | 47.049 | Mathematical and Physical Sciences | 110,216 | - |
| National Science Foundation | Direct | | 1610344 | 47.049 | Mathematical and Physical Sciences | 78,180 | - |
| National Science Foundation | Direct | | 1610742 | 47.049 | Mathematical and Physical Sciences | 112,789 | - |
| National Science Foundation | Direct | | 1613536 | 47.049 | Mathematical and Physical Sciences | 79,430 | - |
| National Science Foundation | Direct | | 1622768 | 47.049 | Mathematical and Physical Sciences | (34,965) | - |
| National Science Foundation | Direct | | 1641065 | 47.049 | Mathematical and Physical Sciences | (132) | - |
| National Science Foundation | Direct | | 1649873 | 47.049 | Mathematical and Physical Sciences | 108,324 | - |
| National Science Foundation | Direct | | 1653433 | 47.049 | Mathematical and Physical Sciences | 81,419 | - |
| National Science Foundation | Direct | | 1654149 | 47.049 | Mathematical and Physical Sciences | 136,570 | - |
| National Science Foundation | Direct | | 1659393 | 47.049 | Mathematical and Physical Sciences | 193,819 | - |
| National Science Foundation | Direct | | 1664531 | 47.049 | Mathematical and Physical Sciences | 57,694 | - |
| National Science Foundation | Direct | | 1701622 | 47.049 | Mathematical and Physical Sciences | 149,572 | - |
| National Science Foundation | Direct | | 1705418 | 47.049 | Mathematical and Physical Sciences | 153,028 | - |
| National Science Foundation | Direct | | 1707260 | 47.049 | Mathematical and Physical Sciences | 243,020 | - |
| National Science Foundation | Direct | | 1707377 | 47.049 | Mathematical and Physical Sciences | 142,655 | 23,245 |
| National Science Foundation | Direct | | 1707620 | 47.049 | Mathematical and Physical Sciences | 165,330 | - |
| National Science Foundation | Direct | | 1707640 | 47.049 | Mathematical and Physical Sciences | 269,462 | - |
| National Science Foundation | Direct | | 1708043 | 47.049 | Mathematical and Physical Sciences | 111,764 | - |
| National Science Foundation | Direct | | 1708062 | 47.049 | Mathematical and Physical Sciences | 145,563 | - |
| National Science Foundation | Direct | | 1709163 | 47.049 | Mathematical and Physical Sciences | 76,862 | - |
| National Science Foundation | Direct | | 1710848 | 47.049 | Mathematical and Physical Sciences | 138,684 | - |
| National Science Foundation | Direct | | 1712933 | 47.049 | Mathematical and Physical Sciences | 53,065 | - |
| National Science Foundation | Direct | | 1715140 | 47.049 | Mathematical and Physical Sciences | 207,003 | - |
| National Science Foundation | Direct | | 1719727 | 47.049 | Mathematical and Physical Sciences | 37,071 | - |
| National Science Foundation | Direct | | 1725482 | 47.049 | Mathematical and Physical Sciences | 29,825 | - |
| National Science Foundation | Direct | | 1726457 | 47.049 | Mathematical and Physical Sciences | 102,090 | - |
| National Science Foundation | Direct | | 1743665 | 47.049 | Mathematical and Physical Sciences | 49,781 | - |
| National Science Foundation | Direct | | 1744105 | 47.049 | Mathematical and Physical Sciences | 136,104 | - |
| National Science Foundation | Direct | | 1748529 | 47.049 | Mathematical and Physical Sciences | 177,141 | - |
| National Science Foundation | Direct | | 1749774 | 47.049 | Mathematical and Physical Sciences | 69,237 | - |
| National Science Foundation | Direct | | 1751462 | 47.049 | Mathematical and Physical Sciences | 86,470 | - |
| National Science Foundation | Direct | | 1751791 | 47.049 | Mathematical and Physical Sciences | 111,801 | - |
| National Science Foundation | Direct | | 1757523 | 47.049 | Mathematical and Physical Sciences | 112,696 | - |
| National Science Foundation | Direct | | 1757574 | 47.049 | Mathematical and Physical Sciences | 53,496 | - |
| National Science Foundation | Direct | | 1761603 | 47.049 | Mathematical and Physical Sciences | 14,004 | - |
| National Science Foundation | Direct | | 1764112 | 47.049 | Mathematical and Physical Sciences | 56,280 | - |
| National Science Foundation | Direct | | 1800197 | 47.049 | Mathematical and Physical Sciences | 1,491 | - |
| National Science Foundation | Direct | | 1800325 | 47.049 | Mathematical and Physical Sciences | 134,203 | - |
| National Science Foundation | Direct | | 1801687 | 47.049 | Mathematical and Physical Sciences | 51,989 | - |
| National Science Foundation | Direct | | 1801689 | 47.049 | Mathematical and Physical Sciences | 79,500 | - |
| National Science Foundation | Direct | | 1801697 | 47.049 | Mathematical and Physical Sciences | 2,337 | - |
| National Science Foundation | Direct | | 1802234 | 47.049 | Mathematical and Physical Sciences | 28,707 | - |
| National Science Foundation | Direct | | 1804463 | 47.049 | Mathematical and Physical Sciences | 96,315 | - |
| National Science Foundation | Direct | | 1806577 | 47.049 | Mathematical and Physical Sciences | 215,228 | - |
| National Science Foundation | Direct | | 1806809 | 47.049 | Mathematical and Physical Sciences | 82,035 | - |
| National Science Foundation | Direct | | 1807079 | 47.049 | Mathematical and Physical Sciences | 59,049 | - |
| National Science Foundation | Direct | | 1807316 | 47.049 | Mathematical and Physical Sciences | 38,832 | - |
| National Science Foundation | Direct | | 1807338 | 47.049 | Mathematical and Physical Sciences | 298,738 | - |
| National Science Foundation | Direct | | 1807676 | 47.049 | Mathematical and Physical Sciences | 65,908 | - |
| National Science Foundation | Direct | | 1807687 | 47.049 | Mathematical and Physical Sciences | 53,261 | - |
| National Science Foundation | Direct | | 1807755 | 47.049 | Mathematical and Physical Sciences | 112,672 | - |
| National Science Foundation | Direct | | 1807984 | 47.049 | Mathematical and Physical Sciences | 98,937 | - |

University of Michigan
Schedule of Expenditures of Federal Awards
For the Year Ended June 30, 2019

| Cluster Title/Federal Grantor/Program | Type | Pass-Through Grantor | Award Identifier | CFDA Number | CFDA Program Title | Federal Expenditures | Pass-Through |
|---------------------------------------|--------|----------------------|------------------|-------------|------------------------------------|----------------------|--------------|
| National Science Foundation | Direct | | 1808342 | 47.049 | Mathematical and Physical Sciences | 9,802 | - |
| National Science Foundation | Direct | | 1808541 | 47.049 | Mathematical and Physical Sciences | 73,406 | - |
| National Science Foundation | Direct | | 1810119 | 47.049 | Mathematical and Physical Sciences | 159,599 | - |
| National Science Foundation | Direct | | 1810280 | 47.049 | Mathematical and Physical Sciences | 59,512 | - |
| National Science Foundation | Direct | | 1811083 | 47.049 | Mathematical and Physical Sciences | 23,328 | - |
| National Science Foundation | Direct | | 1811734 | 47.049 | Mathematical and Physical Sciences | 46,024 | - |
| National Science Foundation | Direct | | 1811819 | 47.049 | Mathematical and Physical Sciences | 28,000 | - |
| National Science Foundation | Direct | | 1811889 | 47.049 | Mathematical and Physical Sciences | 31,153 | - |
| National Science Foundation | Direct | | 1812314 | 47.049 | Mathematical and Physical Sciences | 314,630 | - |
| National Science Foundation | Direct | | 1812625 | 47.049 | Mathematical and Physical Sciences | 67,516 | - |
| National Science Foundation | Direct | | 1812739 | 47.049 | Mathematical and Physical Sciences | 128,297 | - |
| National Science Foundation | Direct | | 1812831 | 47.049 | Mathematical and Physical Sciences | 40,508 | - |
| National Science Foundation | Direct | | 1812961 | 47.049 | Mathematical and Physical Sciences | 27,314 | - |
| National Science Foundation | Direct | | 1813003 | 47.049 | Mathematical and Physical Sciences | 122,191 | - |
| National Science Foundation | Direct | | 1815403 | 47.049 | Mathematical and Physical Sciences | 23,042 | - |
| National Science Foundation | Direct | | 1818766 | 47.049 | Mathematical and Physical Sciences | 28,671 | - |
| National Science Foundation | Direct | | 1819094 | 47.049 | Mathematical and Physical Sciences | 83,795 | - |
| National Science Foundation | Direct | | 1821243 | 47.049 | Mathematical and Physical Sciences | 17,918 | - |
| National Science Foundation | Direct | | 1825533 | 47.049 | Mathematical and Physical Sciences | 39,964 | - |
| National Science Foundation | Direct | | 1830247 | 47.049 | Mathematical and Physical Sciences | 13,682 | - |
| National Science Foundation | Direct | | 1830293 | 47.049 | Mathematical and Physical Sciences | 53,698 | 12,549 |
| National Science Foundation | Direct | | 1830728 | 47.049 | Mathematical and Physical Sciences | 31,899 | - |
| National Science Foundation | Direct | | 1836374 | 47.049 | Mathematical and Physical Sciences | 1,872 | - |
| National Science Foundation | Direct | | 1836435 | 47.049 | Mathematical and Physical Sciences | 42,103 | - |
| National Science Foundation | Direct | | 1836529 | 47.049 | Mathematical and Physical Sciences | 58,375 | - |
| National Science Foundation | Direct | | 1836530 | 47.049 | Mathematical and Physical Sciences | 39,388 | - |
| National Science Foundation | Direct | | 1840278 | 47.049 | Mathematical and Physical Sciences | 150,046 | - |
| National Science Foundation | Direct | | 1841149 | 47.049 | Mathematical and Physical Sciences | 10,500 | - |
| National Science Foundation | Direct | | 1847837 | 47.049 | Mathematical and Physical Sciences | 16,707 | - |
| National Science Foundation | Direct | | 1847847 | 47.049 | Mathematical and Physical Sciences | 17,286 | - |
| National Science Foundation | Direct | | 1847855 | 47.049 | Mathematical and Physical Sciences | 53,679 | - |
| National Science Foundation | Direct | | 1852239 | 47.049 | Mathematical and Physical Sciences | 52,800 | - |
| National Science Foundation | Direct | | 1852749 | 47.049 | Mathematical and Physical Sciences | 46,379 | - |
| National Science Foundation | Direct | | 1900266 | 47.049 | Mathematical and Physical Sciences | 19,339 | - |
| National Science Foundation | Direct | | 1905421 | 47.049 | Mathematical and Physical Sciences | 1,560 | - |
| National Science Foundation | Direct | | 1922567 | 47.049 | Mathematical and Physical Sciences | 20,716 | - |
| National Science Foundation | Direct | | AST 1312997 | 47.049 | Mathematical and Physical Sciences | 38 | - |
| National Science Foundation | Direct | | AST 1412144 | 47.049 | Mathematical and Physical Sciences | 77,580 | - |
| National Science Foundation | Direct | | AST1411154 | 47.049 | Mathematical and Physical Sciences | 56,801 | 49,656 |
| National Science Foundation | Direct | | CHE 1062654 | 47.049 | Mathematical and Physical Sciences | (851) | - |
| National Science Foundation | Direct | | CHE 1230236 | 47.049 | Mathematical and Physical Sciences | (29,090) | - |
| National Science Foundation | Direct | | CHE 1252322 | 47.049 | Mathematical and Physical Sciences | (3,563) | - |
| National Science Foundation | Direct | | CHE 1253384 | 47.049 | Mathematical and Physical Sciences | 30,736 | - |
| National Science Foundation | Direct | | CHE 1350060 | 47.049 | Mathematical and Physical Sciences | 38,352 | - |
| National Science Foundation | Direct | | CHE 1350877 | 47.049 | Mathematical and Physical Sciences | 186,962 | - |
| National Science Foundation | Direct | | CHE 1362120 | 47.049 | Mathematical and Physical Sciences | 45,941 | - |
| National Science Foundation | Direct | | CHE 1428479 | 47.049 | Mathematical and Physical Sciences | 61,575 | - |
| National Science Foundation | Direct | | CHE 1565782 | 47.049 | Mathematical and Physical Sciences | 106,658 | - |
| National Science Foundation | Direct | | CHE 1565840 | 47.049 | Mathematical and Physical Sciences | 201,836 | - |
| National Science Foundation | Direct | | CHE-1607949 | 47.049 | Mathematical and Physical Sciences | 49,090 | - |
| National Science Foundation | Direct | | CHE-1608553 | 47.049 | Mathematical and Physical Sciences | 68,180 | - |
| National Science Foundation | Direct | | CHE-1654223 | 47.049 | Mathematical and Physical Sciences | 159,899 | - |
| National Science Foundation | Direct | | CHE-1664961 | 47.049 | Mathematical and Physical Sciences | 116,478 | - |
| National Science Foundation | Direct | | CHE-1664964 | 47.049 | Mathematical and Physical Sciences | 141,120 | - |
| National Science Foundation | Direct | | DMR 0906909 | 47.049 | Mathematical and Physical Sciences | (303) | - |
| National Science Foundation | Direct | | DMR 1054303 | 47.049 | Mathematical and Physical Sciences | (1,000) | - |
| National Science Foundation | Direct | | DMR 1120923 | 47.049 | Mathematical and Physical Sciences | 199,754 | 15 |
| National Science Foundation | Direct | | DMR 1254314 | 47.049 | Mathematical and Physical Sciences | (43,158) | - |
| National Science Foundation | Direct | | DMR 1307884 | 47.049 | Mathematical and Physical Sciences | (146) | - |
| National Science Foundation | Direct | | DMR 1352157 | 47.049 | Mathematical and Physical Sciences | 235,167 | - |
| National Science Foundation | Direct | | DMR 1408817 | 47.049 | Mathematical and Physical Sciences | (12,005) | - |
| National Science Foundation | Direct | | DMR 1409529 | 47.049 | Mathematical and Physical Sciences | (6,029) | - |
| National Science Foundation | Direct | | DMR 1409620 | 47.049 | Mathematical and Physical Sciences | (2,893) | - |
| National Science Foundation | Direct | | DMR 1410282 | 47.049 | Mathematical and Physical Sciences | 89,122 | - |
| National Science Foundation | Direct | | DMR 1410461 | 47.049 | Mathematical and Physical Sciences | 55,268 | - |
| National Science Foundation | Direct | | DMR-1253347 | 47.049 | Mathematical and Physical Sciences | (494) | - |
| National Science Foundation | Direct | | DMR-1435965 | 47.049 | Mathematical and Physical Sciences | (25,570) | - |
| National Science Foundation | Direct | | DMR-1561008 | 47.049 | Mathematical and Physical Sciences | 71,447 | - |
| National Science Foundation | Direct | | DMR-1607854 | 47.049 | Mathematical and Physical Sciences | 35,014 | - |
| National Science Foundation | Direct | | DMR-1625671 | 47.049 | Mathematical and Physical Sciences | 74,281 | - |
| National Science Foundation | Direct | | DMR-1709005 | 47.049 | Mathematical and Physical Sciences | 104,552 | - |
| National Science Foundation | Direct | | DMS 1045119 | 47.049 | Mathematical and Physical Sciences | 32,325 | - |
| National Science Foundation | Direct | | DMS 1253149 | 47.049 | Mathematical and Physical Sciences | 81,953 | - |
| National Science Foundation | Direct | | DMS 1351362 | 47.049 | Mathematical and Physical Sciences | 36,143 | - |
| National Science Foundation | Direct | | DMS 1361541 | 47.049 | Mathematical and Physical Sciences | 77,351 | - |
| National Science Foundation | Direct | | DMS 1401384 | 47.049 | Mathematical and Physical Sciences | 68,378 | - |

University of Michigan
Schedule of Expenditures of Federal Awards
For the Year Ended June 30, 2019

| Cluster Title/Federal Grantor/Program | Type | Pass-Through Grantor | Award Identifier | CFDA Number | CFDA Program Title | Federal Expenditures | Pass-Through |
|---------------------------------------|--------------|--|--------------------------------|-------------|------------------------------------|----------------------|--------------|
| National Science Foundation | Direct | | DMS 1405245 | 47.049 | Mathematical and Physical Sciences | 41,569 | - |
| National Science Foundation | Direct | | DMS 1407698 | 47.049 | Mathematical and Physical Sciences | 11,917 | - |
| National Science Foundation | Direct | | DMS 1417053 | 47.049 | Mathematical and Physical Sciences | 45,701 | - |
| National Science Foundation | Direct | | DMS 1418966 | 47.049 | Mathematical and Physical Sciences | (6,957) | - |
| National Science Foundation | Direct | | DMS 1601229 | 47.049 | Mathematical and Physical Sciences | 82,317 | - |
| National Science Foundation | Direct | | DMS 1613819 | 47.049 | Mathematical and Physical Sciences | 38,326 | - |
| National Science Foundation | Direct | | DMS 1839609 | 47.049 | Mathematical and Physical Sciences | 4,858 | - |
| National Science Foundation | Direct | | DMS-1361791 | 47.049 | Mathematical and Physical Sciences | 35,032 | - |
| National Science Foundation | Direct | | DMS-1564362 | 47.049 | Mathematical and Physical Sciences | 77,495 | - |
| National Science Foundation | Direct | | DMS1600011 | 47.049 | Mathematical and Physical Sciences | 124,068 | - |
| National Science Foundation | Direct | | DMS-1600494 | 47.049 | Mathematical and Physical Sciences | 48,902 | - |
| National Science Foundation | Direct | | DMS-1601844 | 47.049 | Mathematical and Physical Sciences | 82,375 | - |
| National Science Foundation | Direct | | DMS-1607840 | 47.049 | Mathematical and Physical Sciences | 112,817 | - |
| National Science Foundation | Direct | | DMS-1612549 | 47.049 | Mathematical and Physical Sciences | 32,237 | - |
| National Science Foundation | Direct | | DMS-1613170 | 47.049 | Mathematical and Physical Sciences | 93,286 | - |
| National Science Foundation | Direct | | DMS-1619907 | 47.049 | Mathematical and Physical Sciences | 39,620 | - |
| National Science Foundation | Direct | | DMS-1646108 | 47.049 | Mathematical and Physical Sciences | 550,015 | - |
| National Science Foundation | Direct | | DMS-1651294 | 47.049 | Mathematical and Physical Sciences | 31,860 | - |
| National Science Foundation | Direct | | DMS-1659203 | 47.049 | Mathematical and Physical Sciences | 80,611 | - |
| National Science Foundation | Direct | | DMS-1664692 | 47.049 | Mathematical and Physical Sciences | 67,087 | - |
| National Science Foundation | Direct | | DMS-1664722 | 47.049 | Mathematical and Physical Sciences | 39,165 | - |
| National Science Foundation | Direct | | DMS-1701437 | 47.049 | Mathematical and Physical Sciences | 58,611 | - |
| National Science Foundation | Direct | | DMS-1701576 | 47.049 | Mathematical and Physical Sciences | 68,124 | - |
| National Science Foundation | Direct | | DMS-1701577 | 47.049 | Mathematical and Physical Sciences | 16,152 | - |
| National Science Foundation | Direct | | DMS-1712717 | 47.049 | Mathematical and Physical Sciences | 22,631 | - |
| National Science Foundation | Direct | | DMS1712962 | 47.049 | Mathematical and Physical Sciences | 158,682 | - |
| National Science Foundation | Direct | | DMS-1714094 | 47.049 | Mathematical and Physical Sciences | 99,336 | - |
| National Science Foundation | Direct | | DMS1719834 | 47.049 | Mathematical and Physical Sciences | 21,306 | - |
| National Science Foundation | Direct | | PHY 1205254 | 47.049 | Mathematical and Physical Sciences | 11,213 | - |
| National Science Foundation | Direct | | PHY 1360546 | 47.049 | Mathematical and Physical Sciences | 37,238 | - |
| National Science Foundation | Direct | | PHY 1401242 | 47.049 | Mathematical and Physical Sciences | 627 | - |
| National Science Foundation | Direct | | PHY 1402971 | 47.049 | Mathematical and Physical Sciences | (3,076) | - |
| National Science Foundation | Direct | | PHY 1413821 | 47.049 | Mathematical and Physical Sciences | (3,200) | - |
| National Science Foundation | Direct | | PHY 1417059 | 47.049 | Mathematical and Physical Sciences | 375,640 | - |
| National Science Foundation | Direct | | PHY 1559988 | 47.049 | Mathematical and Physical Sciences | 60,916 | - |
| National Science Foundation | Pass-Through | American Physical Society | INC-005-2016 | 47.049 | Mathematical and Physical Sciences | 1,800 | - |
| National Science Foundation | Pass-Through | Ball State University | GI108-UMD | 47.049 | Mathematical and Physical Sciences | 80,147 | - |
| National Science Foundation | Pass-Through | Boston University | 4500002895 | 47.049 | Mathematical and Physical Sciences | 28,137 | - |
| National Science Foundation | Pass-Through | Emory University | A022507 | 47.049 | Mathematical and Physical Sciences | 230,455 | - |
| National Science Foundation | Pass-Through | Emory University | T439661 | 47.049 | Mathematical and Physical Sciences | (53) | - |
| National Science Foundation | Pass-Through | Emory University | T849744 | 47.049 | Mathematical and Physical Sciences | 92,623 | - |
| National Science Foundation | Pass-Through | National Radio Astronomy Observatory | SOSPA4-004 | 47.049 | Mathematical and Physical Sciences | (907) | - |
| National Science Foundation | Pass-Through | National Radio Astronomy Observatory | SOSPA6-001 | 47.049 | Mathematical and Physical Sciences | 5,908 | - |
| National Science Foundation | Pass-Through | Northwestern University | SP0024290-PROJ0009185/00933AST | 47.049 | Mathematical and Physical Sciences | 20,998 | - |
| National Science Foundation | Pass-Through | Princeton University | SUB00000031 | 47.049 | Mathematical and Physical Sciences | 92,317 | - |
| National Science Foundation | Pass-Through | Stony Brook University | 76749/1136652/2/R&D | 47.049 | Mathematical and Physical Sciences | 486,912 | - |
| National Science Foundation | Pass-Through | Stony Brook University | 76749/1136652/2/Tier2 | 47.049 | Mathematical and Physical Sciences | 649,694 | 250,210 |
| National Science Foundation | Pass-Through | University of Arizona | 1655677 | 47.049 | Mathematical and Physical Sciences | 21,254 | - |
| National Science Foundation | Pass-Through | University of California - Santa Barbara | KK1516 | 47.049 | Mathematical and Physical Sciences | (87) | - |
| National Science Foundation | Pass-Through | University of Massachusetts | 17-009589B | 47.049 | Mathematical and Physical Sciences | 28,883 | - |
| National Science Foundation | Pass-Through | University of Massachusetts | 18-010023 B | 47.049 | Mathematical and Physical Sciences | 150,595 | - |
| National Science Foundation | Pass-Through | University of Pennsylvania | 574799 | 47.049 | Mathematical and Physical Sciences | 25,794 | - |
| National Science Foundation | Pass-Through | University of Toledo | F-2015-102 | 47.049 | Mathematical and Physical Sciences | 27,935 | - |
| National Science Foundation | Pass-Through | University of Washington | UWSC6733 | 47.049 | Mathematical and Physical Sciences | (20,812) | - |
| National Science Foundation | Pass-Through | University of Wisconsin | 420K976 | 47.049 | Mathematical and Physical Sciences | 13,299 | - |
| | | | | | | \$ 19,170,664 | \$ 528,921 |
| National Science Foundation | Direct | | 1400998 | 47.050 | Geosciences | 54,352 | - |
| National Science Foundation | Direct | | 1408789 | 47.050 | Geosciences | 160,563 | 1,843 |
| National Science Foundation | Direct | | 1415543 | 47.050 | Geosciences | 91,559 | - |
| National Science Foundation | Direct | | 1450512 | 47.050 | Geosciences | 128,386 | 73,886 |
| National Science Foundation | Direct | | 1451372 | 47.050 | Geosciences | 34,536 | - |
| National Science Foundation | Direct | | 1452097 | 47.050 | Geosciences | 71,753 | - |
| National Science Foundation | Direct | | 1459862 | 47.050 | Geosciences | 56 | - |
| National Science Foundation | Direct | | 1460170 | 47.050 | Geosciences | 133,552 | - |
| National Science Foundation | Direct | | 1501292 | 47.050 | Geosciences | (492) | - |
| National Science Foundation | Direct | | 1502478 | 47.050 | Geosciences | 3,765 | - |
| National Science Foundation | Direct | | 1503917 | 47.050 | Geosciences | 108,616 | - |
| National Science Foundation | Direct | | 1504006 | 47.050 | Geosciences | 58,615 | - |
| National Science Foundation | Direct | | 1524304 | 47.050 | Geosciences | 68,863 | - |
| National Science Foundation | Direct | | 1524394 | 47.050 | Geosciences | 103,737 | 38,490 |
| National Science Foundation | Direct | | 1524473 | 47.050 | Geosciences | 57,652 | - |
| National Science Foundation | Direct | | 1526444 | 47.050 | Geosciences | 57,767 | - |
| National Science Foundation | Direct | | 1528576 | 47.050 | Geosciences | 83,981 | - |
| National Science Foundation | Direct | | 1536242 | 47.050 | Geosciences | 48,216 | - |
| National Science Foundation | Direct | | 1540589 | 47.050 | Geosciences | 38,367 | - |
| National Science Foundation | Direct | | 1540954 | 47.050 | Geosciences | 170,326 | - |

University of Michigan
Schedule of Expenditures of Federal Awards
For the Year Ended June 30, 2019

| Cluster Title/Federal Grantor/Program | Type | Pass-Through Grantor | Award Identifier | CFDA Number | CFDA Program Title | Federal Expenditures | Pass-Through |
|---------------------------------------|--------------|---|------------------|-------------|--|----------------------|--------------|
| National Science Foundation | Direct | | 1621686 | 47.050 | Geosciences | 76,251 | - |
| National Science Foundation | Direct | | 1629805 | 47.050 | Geosciences | 361 | - |
| National Science Foundation | Direct | | 1637066 | 47.050 | Geosciences | 71,188 | - |
| National Science Foundation | Direct | | 1639640 | 47.050 | Geosciences | 47,450 | - |
| National Science Foundation | Direct | | 1650682 | 47.050 | Geosciences | 157,620 | - |
| National Science Foundation | Direct | | 1654044 | 47.050 | Geosciences | 118,308 | - |
| National Science Foundation | Direct | | 1659248 | 47.050 | Geosciences | 71,159 | - |
| National Science Foundation | Direct | | 1659338 | 47.050 | Geosciences | 130,353 | - |
| National Science Foundation | Direct | | 1663770 | 47.050 | Geosciences | 232,065 | - |
| National Science Foundation | Direct | | 1663800 | 47.050 | Geosciences | 297,553 | - |
| National Science Foundation | Direct | | 1703019 | 47.050 | Geosciences | 72,303 | - |
| National Science Foundation | Direct | | 1712695 | 47.050 | Geosciences | 19,080 | - |
| National Science Foundation | Direct | | 1722994 | 47.050 | Geosciences | 30,546 | - |
| National Science Foundation | Direct | | 1724744 | 47.050 | Geosciences | 122,423 | - |
| National Science Foundation | Direct | | 1725654 | 47.050 | Geosciences | 63,643 | - |
| National Science Foundation | Direct | | 1736606 | 47.050 | Geosciences | 47,711 | - |
| National Science Foundation | Direct | | 1736629 | 47.050 | Geosciences | 182,641 | - |
| National Science Foundation | Direct | | 1738896 | 47.050 | Geosciences | 134,417 | - |
| National Science Foundation | Direct | | 1744367 | 47.050 | Geosciences | 71,045 | 34,860 |
| National Science Foundation | Direct | | 1763189 | 47.050 | Geosciences | 167,215 | - |
| National Science Foundation | Direct | | 1812949 | 47.050 | Geosciences | 22,999 | - |
| National Science Foundation | Direct | | 1813996 | 47.050 | Geosciences | 90,102 | - |
| National Science Foundation | Direct | | 1821173 | 47.050 | Geosciences | 15,089 | - |
| National Science Foundation | Direct | | 1829336 | 47.050 | Geosciences | 1,332 | - |
| National Science Foundation | Direct | | 1829613 | 47.050 | Geosciences | 31,684 | - |
| National Science Foundation | Direct | | 1829627 | 47.050 | Geosciences | 14,359 | - |
| National Science Foundation | Direct | | 1829822 | 47.050 | Geosciences | 115,507 | - |
| National Science Foundation | Direct | | 1832214 | 47.050 | Geosciences | 39,849 | - |
| National Science Foundation | Direct | | 1838095 | 47.050 | Geosciences | 10,790 | - |
| National Science Foundation | Direct | | 1851164 | 47.050 | Geosciences | 10,650 | - |
| National Science Foundation | Direct | | 1851587 | 47.050 | Geosciences | 25,400 | - |
| National Science Foundation | Direct | | 1855751 | 47.050 | Geosciences | 34,396 | - |
| National Science Foundation | Direct | | 1923568 | 47.050 | Geosciences | 14,719 | - |
| National Science Foundation | Direct | | AGS 1242839 | 47.050 | Geosciences | (1,345) | - |
| National Science Foundation | Direct | | AGS 1322543 | 47.050 | Geosciences | 139,250 | - |
| National Science Foundation | Direct | | AGS 1342968 | 47.050 | Geosciences | (19,324) | - |
| National Science Foundation | Direct | | AGS 1344835 | 47.050 | Geosciences | (243) | - |
| National Science Foundation | Direct | | AGS 1358268 | 47.050 | Geosciences | 6,882 | - |
| National Science Foundation | Direct | | AGS-1602956 | 47.050 | Geosciences | 131,940 | - |
| National Science Foundation | Direct | | AGS-1738588 | 47.050 | Geosciences | 69,854 | - |
| National Science Foundation | Direct | | EAR 1023729 | 47.050 | Geosciences | (29,674) | - |
| National Science Foundation | Direct | | EAR 1151247 | 47.050 | Geosciences | 1,000 | - |
| National Science Foundation | Direct | | EAR 1249788 | 47.050 | Geosciences | (41) | - |
| National Science Foundation | Direct | | EAR 1337440 | 47.050 | Geosciences | 6,812 | - |
| National Science Foundation | Direct | | EAR 1338200 | 47.050 | Geosciences | 67,066 | - |
| National Science Foundation | Direct | | EAR 1550101 | 47.050 | Geosciences | 20,706 | - |
| National Science Foundation | Direct | | EAR 1551344 | 47.050 | Geosciences | 23,831 | - |
| National Science Foundation | Direct | | EAR 1565511 | 47.050 | Geosciences | 74,043 | - |
| National Science Foundation | Direct | | EAR 1640797 | 47.050 | Geosciences | 74,883 | - |
| National Science Foundation | Direct | | EAR 1644829 | 47.050 | Geosciences | 18,467 | - |
| National Science Foundation | Direct | | EAR 1719496 | 47.050 | Geosciences | 10,813 | - |
| National Science Foundation | Direct | | EAR-1338295 | 47.050 | Geosciences | 18,532 | - |
| National Science Foundation | Direct | | EAR1725025 | 47.050 | Geosciences | 57,775 | - |
| National Science Foundation | Direct | | ICER-1663769 | 47.050 | Geosciences | 91,088 | - |
| National Science Foundation | Direct | | OCE 1304327 | 47.050 | Geosciences | (420) | - |
| National Science Foundation | Direct | | OCE 1334727 | 47.050 | Geosciences | (315) | - |
| National Science Foundation | Direct | | OCE 1351837 | 47.050 | Geosciences | 68,193 | - |
| National Science Foundation | Direct | | OCE 1433710 | 47.050 | Geosciences | 23,354 | - |
| National Science Foundation | Direct | | OCE-1600012 | 47.050 | Geosciences | 558,880 | 272,488 |
| National Science Foundation | Direct | | OPP-1724585 | 47.050 | Geosciences | 96,693 | - |
| National Science Foundation | Direct | | PLR 1351745 | 47.050 | Geosciences | 72,543 | - |
| National Science Foundation | Direct | | PLR 1417668 | 47.050 | Geosciences | (39) | - |
| National Science Foundation | Pass-Through | Bowling Green State University | 10010192-UM05 | 47.050 | Geosciences | 16,321 | - |
| National Science Foundation | Pass-Through | Duke University | 14-NSF-1028 | 47.050 | Geosciences | 234,243 | - |
| National Science Foundation | Pass-Through | Georgia Institute of Technology | RG098-G2 | 47.050 | Geosciences | 179,426 | - |
| National Science Foundation | Pass-Through | University of Arizona | 125163 | 47.050 | Geosciences | 9,413 | - |
| National Science Foundation | Pass-Through | University of Arizona | 482274 | 47.050 | Geosciences | 20,080 | - |
| National Science Foundation | Pass-Through | University of California - Berkeley | 00009256 | 47.050 | Geosciences | 13,117 | - |
| National Science Foundation | Pass-Through | University of Illinois-Urbana-Champaign | 087882-16531 | 47.050 | Geosciences | 33,223 | - |
| National Science Foundation | Pass-Through | University of Southern California | 91265930 | 47.050 | Geosciences | 8,966 | - |
| National Science Foundation | Pass-Through | Virginia Polytechnic Institute and State University | 480012-19337 | 47.050 | Geosciences | 436,668 | - |
| | | | | | | \$ 6,547,039 | \$ 421,567 |
| National Science Foundation | Direct | | 1452099 | 47.070 | Computer and Information Science and Engineering | \$ 72,106 | \$ - |
| National Science Foundation | Direct | | 1452793 | 47.070 | Computer and Information Science and Engineering | 50,225 | - |
| National Science Foundation | Direct | | 1452915 | 47.070 | Computer and Information Science and Engineering | 4,799 | - |
| National Science Foundation | Direct | | 1453651 | 47.070 | Computer and Information Science and Engineering | 92,512 | - |

University of Michigan
Schedule of Expenditures of Federal Awards
For the Year Ended June 30, 2019

| Cluster Title/Federal Grantor/Program | Type | Pass-Through Grantor | Award Identifier | CFDA Number | CFDA Program Title | Federal Expenditures | Pass-Through |
|---------------------------------------|--------|----------------------|------------------|-------------|--|----------------------|--------------|
| National Science Foundation | Direct | | 1505785 | 47.070 | Computer and Information Science and Engineering | 40,523 | - |
| National Science Foundation | Direct | | 1513596 | 47.070 | Computer and Information Science and Engineering | 35,279 | - |
| National Science Foundation | Direct | | 1513718 | 47.070 | Computer and Information Science and Engineering | 149,474 | - |
| National Science Foundation | Direct | | 1514371 | 47.070 | Computer and Information Science and Engineering | 150,383 | - |
| National Science Foundation | Direct | | 1514383 | 47.070 | Computer and Information Science and Engineering | 149,582 | - |
| National Science Foundation | Direct | | 1518888 | 47.070 | Computer and Information Science and Engineering | 109,243 | - |
| National Science Foundation | Direct | | 1522904 | 47.070 | Computer and Information Science and Engineering | 99,002 | - |
| National Science Foundation | Direct | | 1525006 | 47.070 | Computer and Information Science and Engineering | 110,378 | - |
| National Science Foundation | Direct | | 1525372 | 47.070 | Computer and Information Science and Engineering | 120,968 | - |
| National Science Foundation | Direct | | 1526059 | 47.070 | Computer and Information Science and Engineering | 150,331 | - |
| National Science Foundation | Direct | | 1526455 | 47.070 | Computer and Information Science and Engineering | 58,047 | - |
| National Science Foundation | Direct | | 1526928 | 47.070 | Computer and Information Science and Engineering | 15,723 | - |
| National Science Foundation | Direct | | 1527301 | 47.070 | Computer and Information Science and Engineering | 177,414 | - |
| National Science Foundation | Direct | | 1535912 | 47.070 | Computer and Information Science and Engineering | 60,021 | - |
| National Science Foundation | Direct | | 1539011 | 47.070 | Computer and Information Science and Engineering | 107,471 | 32,259 |
| National Science Foundation | Direct | | 1539722 | 47.070 | Computer and Information Science and Engineering | 13,856 | - |
| National Science Foundation | Direct | | 1539991 | 47.070 | Computer and Information Science and Engineering | 298,785 | - |
| National Science Foundation | Direct | | 1541335 | 47.070 | Computer and Information Science and Engineering | 743,539 | 435,498 |
| National Science Foundation | Direct | | 1544678 | 47.070 | Computer and Information Science and Engineering | 303,691 | - |
| National Science Foundation | Direct | | 1544844 | 47.070 | Computer and Information Science and Engineering | 128,173 | - |
| National Science Foundation | Direct | | 1546036 | 47.070 | Computer and Information Science and Engineering | (3,374) | - |
| National Science Foundation | Direct | | 1550103 | 47.070 | Computer and Information Science and Engineering | 4,928 | - |
| National Science Foundation | Direct | | 1552503 | 47.070 | Computer and Information Science and Engineering | 77,312 | - |
| National Science Foundation | Direct | | 1553146 | 47.070 | Computer and Information Science and Engineering | 46,199 | - |
| National Science Foundation | Direct | | 1553169 | 47.070 | Computer and Information Science and Engineering | 317,515 | - |
| National Science Foundation | Direct | | 1553485 | 47.070 | Computer and Information Science and Engineering | 29,729 | - |
| National Science Foundation | Direct | | 1563095 | 47.070 | Computer and Information Science and Engineering | 81,336 | - |
| National Science Foundation | Direct | | 1563849 | 47.070 | Computer and Information Science and Engineering | 57,003 | - |
| National Science Foundation | Direct | | 1606362 | 47.070 | Computer and Information Science and Engineering | (2,078) | - |
| National Science Foundation | Direct | | 1607251 | 47.070 | Computer and Information Science and Engineering | 27,773 | - |
| National Science Foundation | Direct | | 1616575 | 47.070 | Computer and Information Science and Engineering | 81,095 | - |
| National Science Foundation | Direct | | 1617315 | 47.070 | Computer and Information Science and Engineering | 2,007 | - |
| National Science Foundation | Direct | | 1617319 | 47.070 | Computer and Information Science and Engineering | 278,591 | - |
| National Science Foundation | Direct | | 1617767 | 47.070 | Computer and Information Science and Engineering | 834 | - |
| National Science Foundation | Direct | | 1617773 | 47.070 | Computer and Information Science and Engineering | 93,045 | - |
| National Science Foundation | Direct | | 1617820 | 47.070 | Computer and Information Science and Engineering | 130,301 | - |
| National Science Foundation | Direct | | 1617898 | 47.070 | Computer and Information Science and Engineering | 71,148 | - |
| National Science Foundation | Direct | | 1618187 | 47.070 | Computer and Information Science and Engineering | 24,394 | - |
| National Science Foundation | Direct | | 1622831 | 47.070 | Computer and Information Science and Engineering | (742) | - |
| National Science Foundation | Direct | | 1628987 | 47.070 | Computer and Information Science and Engineering | 413 | - |
| National Science Foundation | Direct | | 1628991 | 47.070 | Computer and Information Science and Engineering | 171,222 | - |
| National Science Foundation | Direct | | 1629397 | 47.070 | Computer and Information Science and Engineering | 355,454 | - |
| National Science Foundation | Direct | | 1629763 | 47.070 | Computer and Information Science and Engineering | 33,725 | - |
| National Science Foundation | Direct | | 1636840 | 47.070 | Computer and Information Science and Engineering | 56,115 | - |
| National Science Foundation | Direct | | 1637232 | 47.070 | Computer and Information Science and Engineering | 99,362 | - |
| National Science Foundation | Direct | | 1637546 | 47.070 | Computer and Information Science and Engineering | 44,936 | - |
| National Science Foundation | Direct | | 1638047 | 47.070 | Computer and Information Science and Engineering | 116,493 | - |
| National Science Foundation | Direct | | 1638186 | 47.070 | Computer and Information Science and Engineering | 567,849 | 99,742 |
| National Science Foundation | Direct | | 1640510 | 47.070 | Computer and Information Science and Engineering | 4,973 | - |
| National Science Foundation | Direct | | 1640575 | 47.070 | Computer and Information Science and Engineering | 814,918 | - |
| National Science Foundation | Direct | | 1646019 | 47.070 | Computer and Information Science and Engineering | 180,949 | - |
| National Science Foundation | Direct | | 1646130 | 47.070 | Computer and Information Science and Engineering | 40,663 | - |
| National Science Foundation | Direct | | 1646392 | 47.070 | Computer and Information Science and Engineering | 86,373 | - |
| National Science Foundation | Direct | | 1651653 | 47.070 | Computer and Information Science and Engineering | 97,788 | - |
| National Science Foundation | Direct | | 1651740 | 47.070 | Computer and Information Science and Engineering | 198,230 | - |
| National Science Foundation | Direct | | 1652294 | 47.070 | Computer and Information Science and Engineering | 26,010 | - |
| National Science Foundation | Direct | | 1656101 | 47.070 | Computer and Information Science and Engineering | 173,516 | - |
| National Science Foundation | Direct | | 1665049 | 47.070 | Computer and Information Science and Engineering | 11,967 | - |
| National Science Foundation | Direct | | 1703931 | 47.070 | Computer and Information Science and Engineering | 145,098 | - |
| National Science Foundation | Direct | | 1717064 | 47.070 | Computer and Information Science and Engineering | 111,573 | - |
| National Science Foundation | Direct | | 1717186 | 47.070 | Computer and Information Science and Engineering | 116,345 | - |
| National Science Foundation | Direct | | 1717299 | 47.070 | Computer and Information Science and Engineering | 155,596 | - |
| National Science Foundation | Direct | | 1717523 | 47.070 | Computer and Information Science and Engineering | 60,458 | - |
| National Science Foundation | Direct | | 1717688 | 47.070 | Computer and Information Science and Engineering | 185,853 | - |
| National Science Foundation | Direct | | 1722801 | 47.070 | Computer and Information Science and Engineering | 172,521 | - |
| National Science Foundation | Direct | | 1727610 | 47.070 | Computer and Information Science and Engineering | 229,182 | - |
| National Science Foundation | Direct | | 1734014 | 47.070 | Computer and Information Science and Engineering | 14,554 | - |
| National Science Foundation | Direct | | 1734266 | 47.070 | Computer and Information Science and Engineering | 200,631 | 23,415 |
| National Science Foundation | Direct | | 1734871 | 47.070 | Computer and Information Science and Engineering | 80,004 | - |
| National Science Foundation | Direct | | 1737432 | 47.070 | Computer and Information Science and Engineering | 468,138 | 296,259 |
| National Science Foundation | Direct | | 1738103 | 47.070 | Computer and Information Science and Engineering | 148,907 | - |
| National Science Foundation | Direct | | 1738714 | 47.070 | Computer and Information Science and Engineering | 66,716 | 34,858 |
| National Science Foundation | Direct | | 1739517 | 47.070 | Computer and Information Science and Engineering | 51,916 | - |
| National Science Foundation | Direct | | 1739525 | 47.070 | Computer and Information Science and Engineering | 260,673 | - |
| National Science Foundation | Direct | | 1739577 | 47.070 | Computer and Information Science and Engineering | 44,410 | - |
| National Science Foundation | Direct | | 1740897 | 47.070 | Computer and Information Science and Engineering | 72,929 | - |

University of Michigan
Schedule of Expenditures of Federal Awards
For the Year Ended June 30, 2019

| Cluster Title/Federal Grantor/Program | Type | Pass-Through Grantor | Award Identifier | CFDA Number | CFDA Program Title | Federal Expenditures | Pass-Through |
|---------------------------------------|--------|----------------------|------------------|-------------|--|----------------------|--------------|
| National Science Foundation | Direct | | 1741022 | 47.070 | Computer and Information Science and Engineering | 76,922 | - |
| National Science Foundation | Direct | | 1741166 | 47.070 | Computer and Information Science and Engineering | 100,144 | - |
| National Science Foundation | Direct | | 1741190 | 47.070 | Computer and Information Science and Engineering | 237,536 | - |
| National Science Foundation | Direct | | 1741435 | 47.070 | Computer and Information Science and Engineering | 104,041 | - |
| National Science Foundation | Direct | | 1742808 | 47.070 | Computer and Information Science and Engineering | (20) | - |
| National Science Foundation | Direct | | 1743088 | 47.070 | Computer and Information Science and Engineering | 1,590 | - |
| National Science Foundation | Direct | | 1748047 | 47.070 | Computer and Information Science and Engineering | 4,812 | - |
| National Science Foundation | Direct | | 1750127 | 47.070 | Computer and Information Science and Engineering | 228,540 | - |
| National Science Foundation | Direct | | 1755841 | 47.070 | Computer and Information Science and Engineering | 133,398 | - |
| National Science Foundation | Direct | | 1755908 | 47.070 | Computer and Information Science and Engineering | 4,801 | - |
| National Science Foundation | Direct | | 1763297 | 47.070 | Computer and Information Science and Engineering | 47,662 | - |
| National Science Foundation | Direct | | 1763348 | 47.070 | Computer and Information Science and Engineering | 108,533 | - |
| National Science Foundation | Direct | | 1763674 | 47.070 | Computer and Information Science and Engineering | 59,165 | - |
| National Science Foundation | Direct | | 1763918 | 47.070 | Computer and Information Science and Engineering | 52,928 | - |
| National Science Foundation | Direct | | 1800771 | 47.070 | Computer and Information Science and Engineering | 4,361 | - |
| National Science Foundation | Direct | | 1801342 | 47.070 | Computer and Information Science and Engineering | 21,399 | - |
| National Science Foundation | Direct | | 1814507 | 47.070 | Computer and Information Science and Engineering | 71,890 | - |
| National Science Foundation | Direct | | 1815291 | 47.070 | Computer and Information Science and Engineering | 25,899 | - |
| National Science Foundation | Direct | | 1815760 | 47.070 | Computer and Information Science and Engineering | 56,690 | - |
| National Science Foundation | Direct | | 1815790 | 47.070 | Computer and Information Science and Engineering | 44,303 | - |
| National Science Foundation | Direct | | 1815875 | 47.070 | Computer and Information Science and Engineering | 32,922 | - |
| National Science Foundation | Direct | | 1816019 | 47.070 | Computer and Information Science and Engineering | 12,771 | - |
| National Science Foundation | Direct | | 1822228 | 47.070 | Computer and Information Science and Engineering | 151,326 | - |
| National Science Foundation | Direct | | 1829724 | 47.070 | Computer and Information Science and Engineering | 80,485 | - |
| National Science Foundation | Direct | | 1830345 | 47.070 | Computer and Information Science and Engineering | 66,488 | - |
| National Science Foundation | Direct | | 1830615 | 47.070 | Computer and Information Science and Engineering | 152,706 | - |
| National Science Foundation | Direct | | 1832811 | 47.070 | Computer and Information Science and Engineering | 107,566 | 36,885 |
| National Science Foundation | Direct | | 1835284 | 47.070 | Computer and Information Science and Engineering | 3,888 | - |
| National Science Foundation | Direct | | 1835612 | 47.070 | Computer and Information Science and Engineering | 45,541 | - |
| National Science Foundation | Direct | | 1835747 | 47.070 | Computer and Information Science and Engineering | 13,915 | - |
| National Science Foundation | Direct | | 1837245 | 47.070 | Computer and Information Science and Engineering | 62,835 | - |
| National Science Foundation | Direct | | 1837680 | 47.070 | Computer and Information Science and Engineering | 49,363 | - |
| National Science Foundation | Direct | | 1837985 | 47.070 | Computer and Information Science and Engineering | 65,446 | - |
| National Science Foundation | Direct | | 1838179 | 47.070 | Computer and Information Science and Engineering | 162,703 | 76,568 |
| National Science Foundation | Direct | | 1838994 | 47.070 | Computer and Information Science and Engineering | 58,796 | - |
| National Science Foundation | Direct | | 1839868 | 47.070 | Computer and Information Science and Engineering | 143,716 | - |
| National Science Foundation | Direct | | 1841148 | 47.070 | Computer and Information Science and Engineering | 3,300 | - |
| National Science Foundation | Direct | | 1845076 | 47.070 | Computer and Information Science and Engineering | 22,755 | - |
| National Science Foundation | Direct | | 1845491 | 47.070 | Computer and Information Science and Engineering | 8,407 | - |
| National Science Foundation | Direct | | 1850221 | 47.070 | Computer and Information Science and Engineering | 12,863 | - |
| National Science Foundation | Direct | | 1851362 | 47.070 | Computer and Information Science and Engineering | 32,279 | - |
| National Science Foundation | Direct | | 1917868 | 47.070 | Computer and Information Science and Engineering | 5,092 | - |
| National Science Foundation | Direct | | CCF 1149773 | 47.070 | Computer and Information Science and Engineering | (8) | - |
| National Science Foundation | Direct | | CCF 1421467 | 47.070 | Computer and Information Science and Engineering | 107,076 | - |
| National Science Foundation | Direct | | CCF 1422157 | 47.070 | Computer and Information Science and Engineering | (507) | - |
| National Science Foundation | Direct | | CCF 1422284 | 47.070 | Computer and Information Science and Engineering | (512) | - |
| National Science Foundation | Direct | | CCF 1438996 | 47.070 | Computer and Information Science and Engineering | 40,651 | - |
| National Science Foundation | Direct | | CCF 1442777 | 47.070 | Computer and Information Science and Engineering | 145,798 | - |
| National Science Foundation | Direct | | CCF-1406739 | 47.070 | Computer and Information Science and Engineering | 209,665 | - |
| National Science Foundation | Direct | | CCF1442773 | 47.070 | Computer and Information Science and Engineering | 257,190 | - |
| National Science Foundation | Direct | | CNS 1317411 | 47.070 | Computer and Information Science and Engineering | 54,884 | - |
| National Science Foundation | Direct | | CNS 1318306 | 47.070 | Computer and Information Science and Engineering | 45,498 | - |
| National Science Foundation | Direct | | CNS 1319784 | 47.070 | Computer and Information Science and Engineering | 7,335 | - |
| National Science Foundation | Direct | | CNS 1329539 | 47.070 | Computer and Information Science and Engineering | 39,233 | - |
| National Science Foundation | Direct | | CNS 1329702 | 47.070 | Computer and Information Science and Engineering | 70,266 | - |
| National Science Foundation | Direct | | CNS 1330142 | 47.070 | Computer and Information Science and Engineering | 314,080 | - |
| National Science Foundation | Direct | | CNS 1409303 | 47.070 | Computer and Information Science and Engineering | 20,561 | - |
| National Science Foundation | Direct | | CNS 1409505 | 47.070 | Computer and Information Science and Engineering | 33,646 | - |
| National Science Foundation | Direct | | CNS 1421122 | 47.070 | Computer and Information Science and Engineering | 50,326 | - |
| National Science Foundation | Direct | | CNS 1421441 | 47.070 | Computer and Information Science and Engineering | (1,093) | - |
| National Science Foundation | Direct | | CNS 1422078 | 47.070 | Computer and Information Science and Engineering | (47,313) | 1,124 |
| National Science Foundation | Direct | | CNS 1422211 | 47.070 | Computer and Information Science and Engineering | 22,813 | - |
| National Science Foundation | Direct | | CNS 1446117 | 47.070 | Computer and Information Science and Engineering | 251,590 | - |
| National Science Foundation | Direct | | CNS 1446298 | 47.070 | Computer and Information Science and Engineering | 134,280 | - |
| National Science Foundation | Direct | | CNS 1455719 | 47.070 | Computer and Information Science and Engineering | 2,415 | - |
| National Science Foundation | Direct | | CNS 1463126 | 47.070 | Computer and Information Science and Engineering | (7,864) | - |
| National Science Foundation | Direct | | CNS-1238962 | 47.070 | Computer and Information Science and Engineering | 85,941 | - |
| National Science Foundation | Direct | | CNS-1345226 | 47.070 | Computer and Information Science and Engineering | (1,659) | - |
| National Science Foundation | Direct | | CNS-1425485 | 47.070 | Computer and Information Science and Engineering | 21,481 | - |
| National Science Foundation | Direct | | CNS1823192 | 47.070 | Computer and Information Science and Engineering | 135,920 | 115,235 |
| National Science Foundation | Direct | | IIS 1149601 | 47.070 | Computer and Information Science and Engineering | (1,236) | - |
| National Science Foundation | Direct | | IIS 1250880 | 47.070 | Computer and Information Science and Engineering | 57,632 | - |
| National Science Foundation | Direct | | IIS 1319365 | 47.070 | Computer and Information Science and Engineering | 11,154 | - |
| National Science Foundation | Direct | | IIS 1319922 | 47.070 | Computer and Information Science and Engineering | 19,583 | - |
| National Science Foundation | Direct | | IIS 1344257 | 47.070 | Computer and Information Science and Engineering | (6,341) | 17,454 |
| National Science Foundation | Direct | | IIS 1421168 | 47.070 | Computer and Information Science and Engineering | 139,074 | - |

University of Michigan
Schedule of Expenditures of Federal Awards
For the Year Ended June 30, 2019

| Cluster Title/Federal Grantor/Program | Type | Pass-Through Grantor | Award Identifier | CFDA Number | CFDA Program Title | Federal Expenditures | Pass-Through |
|---------------------------------------|--------------|---|------------------|-------------|--|----------------------|---------------------|
| National Science Foundation | Direct | | IIS 1421391 | 47.070 | Computer and Information Science and Engineering | (2,225) | - |
| National Science Foundation | Direct | | IIS 1633370 | 47.070 | Computer and Information Science and Engineering | 99,063 | - |
| National Science Foundation | Direct | | IIS-1318143 | 47.070 | Computer and Information Science and Engineering | 22,786 | - |
| National Science Foundation | Direct | | IIS1320078 | 47.070 | Computer and Information Science and Engineering | 8,532 | - |
| National Science Foundation | Direct | | IIS-1516204 | 47.070 | Computer and Information Science and Engineering | 12,579 | - |
| National Science Foundation | Direct | | IIS-1564079 | 47.070 | Computer and Information Science and Engineering | 123,200 | - |
| National Science Foundation | Direct | | IIS-1636919 | 47.070 | Computer and Information Science and Engineering | 12,164 | - |
| National Science Foundation | Direct | | IIS-1657411 | 47.070 | Computer and Information Science and Engineering | 67,806 | - |
| National Science Foundation | Direct | | LOL1537483 | 47.070 | Computer and Information Science and Engineering | 5,909 | - |
| National Science Foundation | Direct | | SES-1760133 | 47.070 | Computer and Information Science and Engineering | 94,584 | - |
| National Science Foundation | Pass-Through | Carnegie-Mellon University | 1121941-372179 | 47.070 | Computer and Information Science and Engineering | 7,730 | - |
| National Science Foundation | Pass-Through | Stony Brook University | 79217/1142110/2 | 47.070 | Computer and Information Science and Engineering | 17,307 | - |
| National Science Foundation | Pass-Through | Syracuse University | 30492-05064-S01 | 47.070 | Computer and Information Science and Engineering | 23,438 | - |
| National Science Foundation | Pass-Through | University of California-San Diego | 77845292 | 47.070 | Computer and Information Science and Engineering | 237,109 | - |
| National Science Foundation | Pass-Through | University of Chicago | FP066185-A | 47.070 | Computer and Information Science and Engineering | 178,278 | - |
| National Science Foundation | Pass-Through | University of Illinois-Urbana-Champaign | 15746 | 47.070 | Computer and Information Science and Engineering | 33,030 | - |
| National Science Foundation | Pass-Through | University of Nebraska-Lincoln | 25-0511-0183-003 | 47.070 | Computer and Information Science and Engineering | 29,042 | - |
| National Science Foundation | Pass-Through | University of Texas-Arlington | 126100536610 | 47.070 | Computer and Information Science and Engineering | (2,961) | - |
| National Science Foundation | Pass-Through | University of Virginia | GA11194.158509 | 47.070 | Computer and Information Science and Engineering | 41,948 | - |
| National Science Foundation | Pass-Through | University of Virginia | GA11206.158282 | 47.070 | Computer and Information Science and Engineering | 72,531 | - |
| National Science Foundation | Pass-Through | University of Washington | UWSC9862 | 47.070 | Computer and Information Science and Engineering | 7,108 | - |
| National Science Foundation | Pass-Through | William Marsh Rice University | R76523 | 47.070 | Computer and Information Science and Engineering | 9,224 | - |
| | | | | | | \$ 16,214,499 | \$ 1,169,297 |
| National Science Foundation | Direct | | 1444400 | 47.074 | Biological Sciences | 291,409 | - |
| National Science Foundation | Direct | | 1451127 | 47.074 | Biological Sciences | 18,811 | - |
| National Science Foundation | Direct | | 1452656 | 47.074 | Biological Sciences | 180,898 | - |
| National Science Foundation | Direct | | 1456115 | 47.074 | Biological Sciences | 116,611 | - |
| National Science Foundation | Direct | | 1458002 | 47.074 | Biological Sciences | 110,500 | - |
| National Science Foundation | Direct | | 1458466 | 47.074 | Biological Sciences | 152,998 | - |
| National Science Foundation | Direct | | 1502703 | 47.074 | Biological Sciences | (1,347) | - |
| National Science Foundation | Direct | | 1556585 | 47.074 | Biological Sciences | 47,602 | - |
| National Science Foundation | Direct | | 1557564 | 47.074 | Biological Sciences | 81,121 | - |
| National Science Foundation | Direct | | 1557831 | 47.074 | Biological Sciences | 85,504 | 34,917 |
| National Science Foundation | Direct | | 1557850 | 47.074 | Biological Sciences | 258,595 | - |
| National Science Foundation | Direct | | 1560096 | 47.074 | Biological Sciences | 33,175 | - |
| National Science Foundation | Direct | | 1564756 | 47.074 | Biological Sciences | 160,135 | - |
| National Science Foundation | Direct | | 1601248 | 47.074 | Biological Sciences | 10,877 | - |
| National Science Foundation | Direct | | 1601259 | 47.074 | Biological Sciences | 13 | - |
| National Science Foundation | Direct | | 1601260 | 47.074 | Biological Sciences | (1,767) | - |
| National Science Foundation | Direct | | 1601389 | 47.074 | Biological Sciences | (401) | - |
| National Science Foundation | Direct | | 1601455 | 47.074 | Biological Sciences | (159) | - |
| National Science Foundation | Direct | | 1612917 | 47.074 | Biological Sciences | 208,771 | - |
| National Science Foundation | Direct | | 1615338 | 47.074 | Biological Sciences | 106,659 | - |
| National Science Foundation | Direct | | 1615586 | 47.074 | Biological Sciences | 173,986 | - |
| National Science Foundation | Direct | | 1624205 | 47.074 | Biological Sciences | 37,800 | - |
| National Science Foundation | Direct | | 1651614 | 47.074 | Biological Sciences | 168,478 | - |
| National Science Foundation | Direct | | 1655720 | 47.074 | Biological Sciences | 52,655 | 1,718 |
| National Science Foundation | Direct | | 1655856 | 47.074 | Biological Sciences | 145,006 | - |
| National Science Foundation | Direct | | 1701450 | 47.074 | Biological Sciences | 412 | - |
| National Science Foundation | Direct | | 1701459 | 47.074 | Biological Sciences | 10,366 | - |
| National Science Foundation | Direct | | 1701645 | 47.074 | Biological Sciences | 2,757 | - |
| National Science Foundation | Direct | | 1701713 | 47.074 | Biological Sciences | 35,405 | - |
| National Science Foundation | Direct | | 1707316 | 47.074 | Biological Sciences | 1,602,021 | 266,786 |
| National Science Foundation | Direct | | 1716403 | 47.074 | Biological Sciences | 11,415 | - |
| National Science Foundation | Direct | | 1737680 | 47.074 | Biological Sciences | 56,542 | - |
| National Science Foundation | Direct | | 1748729 | 47.074 | Biological Sciences | 92,658 | - |
| National Science Foundation | Direct | | 1749627 | 47.074 | Biological Sciences | 154,256 | - |
| National Science Foundation | Direct | | 1753731 | 47.074 | Biological Sciences | 10,705 | - |
| National Science Foundation | Direct | | 1754163 | 47.074 | Biological Sciences | 39,512 | - |
| National Science Foundation | Direct | | 1754369 | 47.074 | Biological Sciences | 157,736 | - |
| National Science Foundation | Direct | | 1754398 | 47.074 | Biological Sciences | 104,447 | - |
| National Science Foundation | Direct | | 1755268 | 47.074 | Biological Sciences | 99,385 | - |
| National Science Foundation | Direct | | 1755482 | 47.074 | Biological Sciences | 210,967 | - |
| National Science Foundation | Direct | | 1756202 | 47.074 | Biological Sciences | 67,290 | - |
| National Science Foundation | Direct | | 1759826 | 47.074 | Biological Sciences | 104,897 | - |
| National Science Foundation | Direct | | 1802033 | 47.074 | Biological Sciences | 22,859 | 1,506 |
| National Science Foundation | Direct | | 1813069 | 47.074 | Biological Sciences | 96,731 | 57,951 |
| National Science Foundation | Direct | | 1817478 | 47.074 | Biological Sciences | 369,120 | - |
| National Science Foundation | Direct | | 1817697 | 47.074 | Biological Sciences | 218,676 | - |
| National Science Foundation | Direct | | 1817909 | 47.074 | Biological Sciences | 5,222 | - |
| National Science Foundation | Direct | | 1834497 | 47.074 | Biological Sciences | 34,234 | - |
| National Science Foundation | Direct | | 1834688 | 47.074 | Biological Sciences | 27,983 | - |
| National Science Foundation | Direct | | 1845012 | 47.074 | Biological Sciences | 67,519 | - |
| National Science Foundation | Direct | | 1851985 | 47.074 | Biological Sciences | 70,933 | - |
| National Science Foundation | Direct | | 1852074 | 47.074 | Biological Sciences | 62,893 | - |
| National Science Foundation | Direct | | 1854359 | 47.074 | Biological Sciences | 9,120 | - |

University of Michigan
Schedule of Expenditures of Federal Awards
For the Year Ended June 30, 2019

| Cluster Title/Federal Grantor/Program | Type | Pass-Through Grantor | Award Identifier | CFDA Number | CFDA Program Title | Federal Expenditures | Pass-Through |
|---------------------------------------|--------------|-------------------------------------|------------------|-------------|---|----------------------|--------------|
| National Science Foundation | Direct | | 1856319 | 47.074 | Biological Sciences | 21,704 | - |
| National Science Foundation | Direct | | DBI 1349276 | 47.074 | Biological Sciences | (434) | - |
| National Science Foundation | Direct | | DEB 1147336 | 47.074 | Biological Sciences | (598) | - |
| National Science Foundation | Direct | | DEB 1207915 | 47.074 | Biological Sciences | 83,190 | - |
| National Science Foundation | Direct | | DEB 1240869 | 47.074 | Biological Sciences | 43,129 | - |
| National Science Foundation | Direct | | DEB 1252664 | 47.074 | Biological Sciences | 143,844 | - |
| National Science Foundation | Direct | | DEB 1252841 | 47.074 | Biological Sciences | 1 | - |
| National Science Foundation | Direct | | DEB 1257080 | 47.074 | Biological Sciences | 10,199 | - |
| National Science Foundation | Direct | | DEB 1353070 | 47.074 | Biological Sciences | 11,505 | - |
| National Science Foundation | Direct | | DEB 1353806 | 47.074 | Biological Sciences | (997) | - |
| National Science Foundation | Direct | | DEB 1353908 | 47.074 | Biological Sciences | 93,038 | 22,261 |
| National Science Foundation | Direct | | DEB 1354048 | 47.074 | Biological Sciences | 61,875 | - |
| National Science Foundation | Direct | | DEB 1354625 | 47.074 | Biological Sciences | (374) | - |
| National Science Foundation | Direct | | DEB 1441677 | 47.074 | Biological Sciences | 80,661 | 80,661 |
| National Science Foundation | Direct | | DEB 1617364 | 47.074 | Biological Sciences | 225,169 | 45,230 |
| National Science Foundation | Direct | | DEB-1655607 | 47.074 | Biological Sciences | 76,830 | - |
| National Science Foundation | Direct | | DEB-1657527 | 47.074 | Biological Sciences | 21,180 | - |
| National Science Foundation | Direct | | EF 1404964 | 47.074 | Biological Sciences | 110,928 | - |
| National Science Foundation | Direct | | EF-1340681 | 47.074 | Biological Sciences | 46,936 | 10,094 |
| National Science Foundation | Direct | | IOS 1255974 | 47.074 | Biological Sciences | 5,808 | - |
| National Science Foundation | Direct | | IOS 1353914 | 47.074 | Biological Sciences | 13,448 | - |
| National Science Foundation | Direct | | IOS 1354046 | 47.074 | Biological Sciences | 43,101 | - |
| National Science Foundation | Direct | | IOS1353263 | 47.074 | Biological Sciences | 88,713 | - |
| National Science Foundation | Direct | | IOS1456518 | 47.074 | Biological Sciences | 117,236 | - |
| National Science Foundation | Direct | | MCB1411565 | 47.074 | Biological Sciences | (25,150) | - |
| National Science Foundation | Direct | | MCB-1552439 | 47.074 | Biological Sciences | 230,980 | - |
| National Science Foundation | Direct | | MCB-1553031 | 47.074 | Biological Sciences | 140,262 | - |
| National Science Foundation | Direct | | MCB-1714539 | 47.074 | Biological Sciences | 198,745 | - |
| National Science Foundation | Pass-Through | Cary Institute of Ecosystem Studies | 3298/200201813 | 47.074 | Biological Sciences | 7,118 | - |
| National Science Foundation | Pass-Through | Eastern Kentucky University | 453575-19-255 | 47.074 | Biological Sciences | 19,916 | - |
| National Science Foundation | Pass-Through | Emory University | T599131 | 47.074 | Biological Sciences | 44,267 | - |
| National Science Foundation | Pass-Through | Marine Biological Laboratory | 52806 | 47.074 | Biological Sciences | 201,212 | - |
| National Science Foundation | Pass-Through | Michigan State University | RC103678UM | 47.074 | Biological Sciences | 6,225 | - |
| National Science Foundation | Pass-Through | Michigan State University | RC106385UM | 47.074 | Biological Sciences | 191,111 | - |
| National Science Foundation | Pass-Through | Missouri Botanical Garden | NSF08115UOM | 47.074 | Biological Sciences | 17,095 | - |
| National Science Foundation | Pass-Through | University of Arizona | 402840 | 47.074 | Biological Sciences | 19,222 | - |
| National Science Foundation | Pass-Through | Woods Hole Oceanographic Institute | A101378 | 47.074 | Biological Sciences | 39,981 | - |
| | | | | | | \$ 8,571,067 | \$ 521,124 |
| National Science Foundation | Direct | | 1131500 | 47.075 | Social, Behavioral, and Economic Sciences | 80,956 | - |
| National Science Foundation | Direct | | 1459459 | 47.075 | Social, Behavioral, and Economic Sciences | (1,181) | - |
| National Science Foundation | Direct | | 1459864 | 47.075 | Social, Behavioral, and Economic Sciences | (65) | - |
| National Science Foundation | Direct | | 1459931 | 47.075 | Social, Behavioral, and Economic Sciences | 443 | - |
| National Science Foundation | Direct | | 1461470 | 47.075 | Social, Behavioral, and Economic Sciences | 56,097 | - |
| National Science Foundation | Direct | | 1517701 | 47.075 | Social, Behavioral, and Economic Sciences | 42,728 | - |
| National Science Foundation | Direct | | 1521882 | 47.075 | Social, Behavioral, and Economic Sciences | (9,249) | - |
| National Science Foundation | Direct | | 1528445 | 47.075 | Social, Behavioral, and Economic Sciences | 256,529 | (34,018) |
| National Science Foundation | Direct | | 1529788 | 47.075 | Social, Behavioral, and Economic Sciences | 17,523 | 1 |
| National Science Foundation | Direct | | 1530628 | 47.075 | Social, Behavioral, and Economic Sciences | 54,317 | - |
| National Science Foundation | Direct | | 1540259 | 47.075 | Social, Behavioral, and Economic Sciences | 13,171 | - |
| National Science Foundation | Direct | | 1551513 | 47.075 | Social, Behavioral, and Economic Sciences | 11,236 | - |
| National Science Foundation | Direct | | 1552429 | 47.075 | Social, Behavioral, and Economic Sciences | 95,513 | - |
| National Science Foundation | Direct | | 1555460 | 47.075 | Social, Behavioral, and Economic Sciences | 63,535 | - |
| National Science Foundation | Direct | | 1560987 | 47.075 | Social, Behavioral, and Economic Sciences | 88,052 | - |
| National Science Foundation | Direct | | 1606818 | 47.075 | Social, Behavioral, and Economic Sciences | 15,901 | - |
| National Science Foundation | Direct | | 1613392 | 47.075 | Social, Behavioral, and Economic Sciences | 4,702 | - |
| National Science Foundation | Direct | | 1613415 | 47.075 | Social, Behavioral, and Economic Sciences | 3,660 | - |
| National Science Foundation | Direct | | 1625196 | 47.075 | Social, Behavioral, and Economic Sciences | 133,501 | - |
| National Science Foundation | Direct | | 1625347 | 47.075 | Social, Behavioral, and Economic Sciences | 3,459 | - |
| National Science Foundation | Direct | | 1627893 | 47.075 | Social, Behavioral, and Economic Sciences | 2,542 | - |
| National Science Foundation | Direct | | 1628141 | 47.075 | Social, Behavioral, and Economic Sciences | 155 | - |
| National Science Foundation | Direct | | 1628883 | 47.075 | Social, Behavioral, and Economic Sciences | 103,303 | - |
| National Science Foundation | Direct | | 1631409 | 47.075 | Social, Behavioral, and Economic Sciences | 328,771 | 322,208 |
| National Science Foundation | Direct | | 1638553 | 47.075 | Social, Behavioral, and Economic Sciences | 37,531 | - |
| National Science Foundation | Direct | | 1638642 | 47.075 | Social, Behavioral, and Economic Sciences | 154,050 | 107,305 |
| National Science Foundation | Direct | | 1639357 | 47.075 | Social, Behavioral, and Economic Sciences | 6,684 | - |
| National Science Foundation | Direct | | 1646988 | 47.075 | Social, Behavioral, and Economic Sciences | 12,166 | - |
| National Science Foundation | Direct | | 1647191 | 47.075 | Social, Behavioral, and Economic Sciences | (50) | - |
| National Science Foundation | Direct | | 1658268 | 47.075 | Social, Behavioral, and Economic Sciences | 85,705 | - |
| National Science Foundation | Direct | | 1708480 | 47.075 | Social, Behavioral, and Economic Sciences | 895 | - |
| National Science Foundation | Direct | | 1728784 | 47.075 | Social, Behavioral, and Economic Sciences | 3,913 | - |
| National Science Foundation | Direct | | 1728882 | 47.075 | Social, Behavioral, and Economic Sciences | 48,985 | - |
| National Science Foundation | Direct | | 1728959 | 47.075 | Social, Behavioral, and Economic Sciences | 147,456 | - |
| National Science Foundation | Direct | | 1729165 | 47.075 | Social, Behavioral, and Economic Sciences | 18 | - |
| National Science Foundation | Direct | | 1744065 | 47.075 | Social, Behavioral, and Economic Sciences | 132,726 | - |
| National Science Foundation | Direct | | 1744365 | 47.075 | Social, Behavioral, and Economic Sciences | 976 | - |
| National Science Foundation | Direct | | 1744724 | 47.075 | Social, Behavioral, and Economic Sciences | 257,801 | 43,125 |

University of Michigan
Schedule of Expenditures of Federal Awards
For the Year Ended June 30, 2019

| Cluster Title/Federal Grantor/Program | Type | Pass-Through Grantor | Award Identifier | CFDA Number | CFDA Program Title | Federal Expenditures | Pass-Through |
|---------------------------------------|--------------|---------------------------------------|------------------|-------------|---|----------------------|-------------------|
| National Science Foundation | Direct | | 1747397 | 47.075 | Social, Behavioral, and Economic Sciences | 15,600 | - |
| National Science Foundation | Direct | | 1747446 | 47.075 | Social, Behavioral, and Economic Sciences | 665 | - |
| National Science Foundation | Direct | | 1755025 | 47.075 | Social, Behavioral, and Economic Sciences | 6,715 | - |
| National Science Foundation | Direct | | 1757063 | 47.075 | Social, Behavioral, and Economic Sciences | 883 | - |
| National Science Foundation | Direct | | 1757147 | 47.075 | Social, Behavioral, and Economic Sciences | 102,364 | - |
| National Science Foundation | Direct | | 1759199 | 47.075 | Social, Behavioral, and Economic Sciences | 61,083 | - |
| National Science Foundation | Direct | | 1760058 | 47.075 | Social, Behavioral, and Economic Sciences | 222,778 | - |
| National Science Foundation | Direct | | 1760238 | 47.075 | Social, Behavioral, and Economic Sciences | 99,847 | - |
| National Science Foundation | Direct | | 1760644 | 47.075 | Social, Behavioral, and Economic Sciences | 28,828 | - |
| National Science Foundation | Direct | | 1762420 | 47.075 | Social, Behavioral, and Economic Sciences | 63,902 | - |
| National Science Foundation | Direct | | 1801902 | 47.075 | Social, Behavioral, and Economic Sciences | 6,473 | - |
| National Science Foundation | Direct | | 1824290 | 47.075 | Social, Behavioral, and Economic Sciences | 1,898 | - |
| National Science Foundation | Direct | | 1824839 | 47.075 | Social, Behavioral, and Economic Sciences | 4,066 | - |
| National Science Foundation | Direct | | 1825113 | 47.075 | Social, Behavioral, and Economic Sciences | 275,805 | - |
| National Science Foundation | Direct | | 1830705 | 47.075 | Social, Behavioral, and Economic Sciences | 10,165 | - |
| National Science Foundation | Direct | | 1831347 | 47.075 | Social, Behavioral, and Economic Sciences | 84,753 | - |
| National Science Foundation | Direct | | 1835971 | 47.075 | Social, Behavioral, and Economic Sciences | 420,171 | 33,872 |
| National Science Foundation | Direct | | 1851418 | 47.075 | Social, Behavioral, and Economic Sciences | 2,490 | - |
| National Science Foundation | Direct | | 1901661 | 47.075 | Social, Behavioral, and Economic Sciences | 16,114 | - |
| National Science Foundation | Direct | | BCS 0827316 | 47.075 | Social, Behavioral, and Economic Sciences | (8,568) | - |
| National Science Foundation | Direct | | BCS 1241811 | 47.075 | Social, Behavioral, and Economic Sciences | 16,655 | - |
| National Science Foundation | Direct | | BCS 1259122 | 47.075 | Social, Behavioral, and Economic Sciences | (2,242) | - |
| National Science Foundation | Direct | | BCS 1263150 | 47.075 | Social, Behavioral, and Economic Sciences | 18,335 | - |
| National Science Foundation | Direct | | BCS 1348013 | 47.075 | Social, Behavioral, and Economic Sciences | 12,373 | - |
| National Science Foundation | Direct | | BCS 1348150 | 47.075 | Social, Behavioral, and Economic Sciences | 1,393 | - |
| National Science Foundation | Direct | | BCS 1348957 | 47.075 | Social, Behavioral, and Economic Sciences | 96,976 | - |
| National Science Foundation | Direct | | BCS 1430391 | 47.075 | Social, Behavioral, and Economic Sciences | 14,664 | - |
| National Science Foundation | Direct | | BCS1356118 | 47.075 | Social, Behavioral, and Economic Sciences | (3,589) | - |
| National Science Foundation | Direct | | BCS-1749430 | 47.075 | Social, Behavioral, and Economic Sciences | 169,291 | - |
| National Science Foundation | Direct | | SES 0518943 | 47.075 | Social, Behavioral, and Economic Sciences | (3,108) | - |
| National Science Foundation | Direct | | SES 1157698 | 47.075 | Social, Behavioral, and Economic Sciences | 1,530,905 | - |
| National Science Foundation | Direct | | SES 1420973 | 47.075 | Social, Behavioral, and Economic Sciences | (71,186) | - |
| National Science Foundation | Direct | | SES 1444721 | 47.075 | Social, Behavioral, and Economic Sciences | 543,545 | - |
| National Science Foundation | Direct | | SES 1523355 | 47.075 | Social, Behavioral, and Economic Sciences | 196,676 | - |
| National Science Foundation | Direct | | SES-1623684 | 47.075 | Social, Behavioral, and Economic Sciences | 2,950,792 | - |
| National Science Foundation | Direct | | SES-1627464 | 47.075 | Social, Behavioral, and Economic Sciences | 12,194 | - |
| National Science Foundation | Direct | | SES-1636754 | 47.075 | Social, Behavioral, and Economic Sciences | 17,603 | 16,020 |
| National Science Foundation | Direct | | SES-1654645 | 47.075 | Social, Behavioral, and Economic Sciences | 172,642 | - |
| National Science Foundation | Direct | | SES-1658336 | 47.075 | Social, Behavioral, and Economic Sciences | 128,783 | - |
| National Science Foundation | Direct | | SES-1659328 | 47.075 | Social, Behavioral, and Economic Sciences | 50,157 | 8,532 |
| National Science Foundation | Direct | | SES-1659776 | 47.075 | Social, Behavioral, and Economic Sciences | (1) | - |
| National Science Foundation | Direct | | SES-1724436 | 47.075 | Social, Behavioral, and Economic Sciences | 22,521 | 16,152 |
| National Science Foundation | Direct | | SES-1727491 | 47.075 | Social, Behavioral, and Economic Sciences | 85,652 | - |
| National Science Foundation | Direct | | SES-1728792 | 47.075 | Social, Behavioral, and Economic Sciences | 16,983 | - |
| National Science Foundation | Direct | | SES-1729115 | 47.075 | Social, Behavioral, and Economic Sciences | 29,170 | - |
| National Science Foundation | Direct | | SES-1733546 | 47.075 | Social, Behavioral, and Economic Sciences | 123,951 | - |
| National Science Foundation | Direct | | SMA-1539228 | 47.075 | Social, Behavioral, and Economic Sciences | 182,188 | - |
| National Science Foundation | Pass-Through | American Geographers, Association of | F7034-UMICH | 47.075 | Social, Behavioral, and Economic Sciences | 24,506 | - |
| National Science Foundation | Pass-Through | Carnegie-Mellon University | 1122455-370028 | 47.075 | Social, Behavioral, and Economic Sciences | 80,144 | - |
| National Science Foundation | Pass-Through | Cornell University | 64184 9947 | 47.075 | Social, Behavioral, and Economic Sciences | 47,915 | - |
| National Science Foundation | Pass-Through | Decision Research | 17-01 | 47.075 | Social, Behavioral, and Economic Sciences | 82,360 | - |
| National Science Foundation | Pass-Through | Decision Research | 18-01 | 47.075 | Social, Behavioral, and Economic Sciences | 20,230 | - |
| National Science Foundation | Pass-Through | Indiana University | BL-4831222-UM | 47.075 | Social, Behavioral, and Economic Sciences | 12,743 | - |
| National Science Foundation | Pass-Through | Johns Hopkins University | PO 2003171568 | 47.075 | Social, Behavioral, and Economic Sciences | 32,482 | - |
| National Science Foundation | Pass-Through | Michigan State University | RC104160UM | 47.075 | Social, Behavioral, and Economic Sciences | 44,913 | - |
| National Science Foundation | Pass-Through | National Endowment for the Humanities | PD-255909-17 | 47.075 | Social, Behavioral, and Economic Sciences | 78,299 | - |
| National Science Foundation | Pass-Through | Pennsylvania State University | 5574-UM-NSF-8209 | 47.075 | Social, Behavioral, and Economic Sciences | (159) | - |
| National Science Foundation | Pass-Through | University of Virginia | GA11260.156640 | 47.075 | Social, Behavioral, and Economic Sciences | 56,849 | - |
| National Science Foundation | Pass-Through | Western Michigan University | UoM9558 | 47.075 | Social, Behavioral, and Economic Sciences | 26,490 | - |
| | | | | | | \$ 10,490,582 | \$ 513,197 |
| National Science Foundation | Direct | | 1458375 | 47.076 | Education and Human Resources | 121,989 | - |
| National Science Foundation | Direct | | 1502711 | 47.076 | Education and Human Resources | 30,355 | - |
| National Science Foundation | Direct | | 1502778 | 47.076 | Education and Human Resources | 434,186 | - |
| National Science Foundation | Direct | | 1504257 | 47.076 | Education and Human Resources | (856) | 131 |
| National Science Foundation | Direct | | 1504721 | 47.076 | Education and Human Resources | 29 | - |
| National Science Foundation | Direct | | 1524967 | 47.076 | Education and Human Resources | 112,863 | - |
| National Science Foundation | Direct | | 1535370 | 47.076 | Education and Human Resources | 441,376 | - |
| National Science Foundation | Direct | | 1535389 | 47.076 | Education and Human Resources | 450,981 | - |
| National Science Foundation | Direct | | 1544337 | 47.076 | Education and Human Resources | 49,383 | - |
| National Science Foundation | Direct | | 1545851 | 47.076 | Education and Human Resources | (121) | - |
| National Science Foundation | Direct | | 1609204 | 47.076 | Education and Human Resources | 72,448 | - |
| National Science Foundation | Direct | | 1611687 | 47.076 | Education and Human Resources | 122,078 | - |
| National Science Foundation | Direct | | 1621104 | 47.076 | Education and Human Resources | 559,066 | - |
| National Science Foundation | Direct | | 1624634 | 47.076 | Education and Human Resources | 31,356 | - |
| National Science Foundation | Direct | | 1625387 | 47.076 | Education and Human Resources | 156,486 | - |
| National Science Foundation | Direct | | 1625397 | 47.076 | Education and Human Resources | 268,144 | - |

University of Michigan
Schedule of Expenditures of Federal Awards
For the Year Ended June 30, 2019

| Cluster Title/Federal Grantor/Program | Type | Pass-Through Grantor | Award Identifier | CFDA Number | CFDA Program Title | Federal Expenditures | Pass-Through |
|---------------------------------------|--------------|---|--------------------------------|-------------|---|----------------------|---------------------|
| National Science Foundation | Direct | | 1711533 | 47.076 | Education and Human Resources | 158,941 | - |
| National Science Foundation | Direct | | 1725837 | 47.076 | Education and Human Resources | 217,286 | - |
| National Science Foundation | Direct | | 1744359 | 47.076 | Education and Human Resources | 49,611 | - |
| National Science Foundation | Direct | | 1744407 | 47.076 | Education and Human Resources | 69,010 | 15,501 |
| National Science Foundation | Direct | | 1760609 | 47.076 | Education and Human Resources | 156,144 | - |
| National Science Foundation | Direct | | 1760788 | 47.076 | Education and Human Resources | 97,443 | - |
| National Science Foundation | Direct | | 1761129 | 47.076 | Education and Human Resources | 41,674 | - |
| National Science Foundation | Direct | | 1821488 | 47.076 | Education and Human Resources | 23,371 | - |
| National Science Foundation | Direct | | 1821509 | 47.076 | Education and Human Resources | 52,058 | - |
| National Science Foundation | Direct | | 1821574 | 47.076 | Education and Human Resources | 50,446 | - |
| National Science Foundation | Direct | | 1821884 | 47.076 | Education and Human Resources | 52,929 | - |
| National Science Foundation | Direct | | 1824998 | 47.076 | Education and Human Resources | 53,761 | - |
| National Science Foundation | Direct | | 1841052 | 47.076 | Education and Human Resources | 8,046,697 | - |
| National Science Foundation | Direct | | 1930072 | 47.076 | Education and Human Resources | 278,181 | - |
| National Science Foundation | Direct | | DGE 1256260 | 47.076 | Education and Human Resources | 1,120,144 | - |
| National Science Foundation | Direct | | DGE 1439520 | 47.076 | Education and Human Resources | 3,686 | - |
| National Science Foundation | Direct | | DRL 0918425 | 47.076 | Education and Human Resources | 13,058 | - |
| National Science Foundation | Direct | | DRL 1118745 | 47.076 | Education and Human Resources | 147,096 | 77,240 |
| National Science Foundation | Direct | | DRL 1251862 | 47.076 | Education and Human Resources | 58,346 | - |
| National Science Foundation | Direct | | DRL 1420102 | 47.076 | Education and Human Resources | 129,717 | - |
| National Science Foundation | Direct | | DRL 1420168 | 47.076 | Education and Human Resources | 47,901 | 7,535 |
| National Science Foundation | Direct | | DRL1665117 | 47.076 | Education and Human Resources | 75,831 | - |
| National Science Foundation | Direct | | DRL1743150 | 47.076 | Education and Human Resources | 114,505 | 34,807 |
| National Science Foundation | Direct | | DUE 1161121 | 47.076 | Education and Human Resources | 322,116 | 38,424 |
| National Science Foundation | Direct | | DUE 1322552 | 47.076 | Education and Human Resources | 2,252 | - |
| National Science Foundation | Direct | | DUE 1347697 | 47.076 | Education and Human Resources | 213,227 | - |
| National Science Foundation | Direct | | HRD 1038099 | 47.076 | Education and Human Resources | (43,676) | - |
| National Science Foundation | Direct | | HRD 1619681 | 47.076 | Education and Human Resources | 790,723 | 329,716 |
| National Science Foundation | Pass-Through | American Educational Research Association | Award Letter | 47.076 | Education and Human Resources | 599 | - |
| National Science Foundation | Pass-Through | Bowling Green State University | 10008257-UM.Karabenick | 47.076 | Education and Human Resources | 26,122 | - |
| National Science Foundation | Pass-Through | Harvard University | 108144-5097698 | 47.076 | Education and Human Resources | 17,921 | - |
| National Science Foundation | Pass-Through | Harvard University | 108144-5097698 | 47.076 | Education and Human Resources | 16,810 | - |
| National Science Foundation | Pass-Through | Iowa State University of Science and Technology (aka Iowa State University) | 4202507A | 47.076 | Education and Human Resources | 3,488 | - |
| National Science Foundation | Pass-Through | Iowa State University of Science and Technology (aka Iowa State University) | 4202541A | 47.076 | Education and Human Resources | 396 | - |
| National Science Foundation | Pass-Through | Maricopa County Community College District | Agreement | 47.076 | Education and Human Resources | 148,994 | - |
| National Science Foundation | Pass-Through | Michigan State University | RC107563UM | 47.076 | Education and Human Resources | 60,110 | - |
| National Science Foundation | Pass-Through | Northwestern University | SP0024546 | 47.076 | Education and Human Resources | 4,045 | - |
| National Science Foundation | Pass-Through | Rutgers University | 5920 | 47.076 | Education and Human Resources | 278,521 | - |
| National Science Foundation | Pass-Through | University of California - Irvine | 2015-3266 | 47.076 | Education and Human Resources | 79,906 | - |
| National Science Foundation | Pass-Through | University of Maryland, The | Z411102 | 47.076 | Education and Human Resources | 33,832 | - |
| National Science Foundation | Pass-Through | University of Wisconsin | 830K642 | 47.076 | Education and Human Resources | 43,813 | - |
| | | | | | | \$ 15,906,798 | \$ 503,354 |
| National Science Foundation | Direct | | ANT 1149085 | 47.078 | Polar Programs | \$ 42,482 | \$ - |
| National Science Foundation | Direct | | ARC 1253154 | 47.078 | Polar Programs | 73,905 | - |
| | | | | | | \$ 116,387 | \$ - |
| National Science Foundation | Direct | | 1459911 | 47.079 | Office of International Science and Engineering | \$ 42,358 | \$ - |
| National Science Foundation | Direct | | 1515015 | 47.079 | Office of International Science and Engineering | 935 | - |
| National Science Foundation | Direct | | 1658650 | 47.079 | Office of International Science and Engineering | 87,947 | - |
| National Science Foundation | Direct | | 1827075 | 47.079 | Office of International Science and Engineering | 70,190 | - |
| National Science Foundation | Pass-Through | Virginia Polytechnic Institute and State University | 479477-19337 | 47.079 | Office of International Science and Engineering | 101,021 | - |
| | | | | | | \$ 302,451 | \$ - |
| National Science Foundation | Direct | | OCI 0948113 | 47.080 | Office of Cyberinfrastructure | \$ (3,923) | \$ - |
| National Science Foundation | Direct | | OCI 0941386 | 47.082 | Trans-NSF Recovery Act Reasearch Support | \$ (5,207) | \$ - |
| National Science Foundation | Direct | | 1545858 | 47.083 | Integrative Activities | \$ 795,386 | \$ 178,368 |
| Total National Science Foundation | | | | | | \$ 97,760,518 | \$ 5,393,524 |
| Veterans Affairs, Department of | Direct | | 36C25018C0241 | 64.RD | | \$ 47,607 | \$ - |
| Veterans Affairs, Department of | Direct | | 36C25018C0267 | 64.RD | | 8,939 | - |
| Veterans Affairs, Department of | Direct | | 36C25019C0139/PO 506C90190 | 64.RD | | 6,925 | - |
| Veterans Affairs, Department of | Direct | | 506-D85011 | 64.RD | | 1,294 | - |
| Veterans Affairs, Department of | Direct | | D85024 | 64.RD | | 2,709 | - |
| Veterans Affairs, Department of | Direct | | Gross,Colin | 64.RD | | 5,227 | - |
| Veterans Affairs, Department of | Direct | | IPA - Chen, Jenny | 64.RD | | 1,902 | - |
| Veterans Affairs, Department of | Direct | | IPA - DeSantis, Angela | 64.RD | | 1,084 | - |
| Veterans Affairs, Department of | Direct | | IPA - DeVries,Raymond | 64.RD | | 4,897 | - |
| Veterans Affairs, Department of | Direct | | IPA - Guo, Chiao | 64.RD | | 15,339 | - |
| Veterans Affairs, Department of | Direct | | IPA - Kerry Ryan | 64.RD | | 7,014 | - |
| Veterans Affairs, Department of | Direct | | IPA - Krenz, Chris | 64.RD | | (87) | - |
| Veterans Affairs, Department of | Direct | | IPA - Lorraine Buis | 64.RD | | 21,582 | - |
| Veterans Affairs, Department of | Direct | | IPA - Lorraine Buis | 64.RD | | 2,037 | - |
| Veterans Affairs, Department of | Direct | | IPA - Niharika Chalpe | 64.RD | | 9,828 | - |
| Veterans Affairs, Department of | Direct | | IPA - Patel, Nina | 64.RD | | 4,464 | - |
| Veterans Affairs, Department of | Direct | | IPA - VA - Ann Arbor - Yihao Z | 64.RD | | 59,212 | - |
| Veterans Affairs, Department of | Direct | | IPA - Wang, Jintao | 64.RD | | 18,631 | - |
| Veterans Affairs, Department of | Direct | | IPA - Winter, Suzanne | 64.RD | | 1,657 | - |
| Veterans Affairs, Department of | Direct | | IPA - Yosef, Matheos | 64.RD | | (14,893) | - |

University of Michigan
Schedule of Expenditures of Federal Awards
For the Year Ended June 30, 2019

| Cluster Title/Federal Grantor/Program | Type | Pass-Through Grantor | Award Identifier | CFDA Number | CFDA Program Title | Federal Expenditures | Pass-Through |
|---------------------------------------|--------|----------------------|---------------------------------|-------------|--------------------|----------------------|--------------|
| Veterans Affairs, Department of | Direct | | IPA Agreement, Ashley Szpara_FY | 64.RD | | 6,871 | - |
| Veterans Affairs, Department of | Direct | | IPA Althuis, Katie | 64.RD | | 40,576 | - |
| Veterans Affairs, Department of | Direct | | IPA Althuis, Katie | 64.RD | | 22,448 | - |
| Veterans Affairs, Department of | Direct | | IPA Baker Nicki | 64.RD | | 33,858 | - |
| Veterans Affairs, Department of | Direct | | IPA Barick, Audrey | 64.RD | | 60,511 | - |
| Veterans Affairs, Department of | Direct | | IPA Bauer, David | 64.RD | | 29,443 | - |
| Veterans Affairs, Department of | Direct | | IPA Bauer, David | 64.RD | | 29,442 | - |
| Veterans Affairs, Department of | Direct | | IPA Beaulieu, Melanie | 64.RD | | 2,654 | - |
| Veterans Affairs, Department of | Direct | | IPA Cartee, Naw May Pearl | 64.RD | | 53,410 | - |
| Veterans Affairs, Department of | Direct | | IPA Carver, Kyle | 64.RD | | (144) | - |
| Veterans Affairs, Department of | Direct | | IPA Choi,Hwajung | 64.RD | | 1,981 | - |
| Veterans Affairs, Department of | Direct | | IPA CHOWDHURY, MAHBOOB | 64.RD | | 3,803 | - |
| Veterans Affairs, Department of | Direct | | IPA Cohn, Amy | 64.RD | | 16,571 | - |
| Veterans Affairs, Department of | Direct | | IPA Cohn, Amy | 64.RD | | 16,359 | - |
| Veterans Affairs, Department of | Direct | | IPA De Vries, Raymond | 64.RD | | 19,861 | - |
| Veterans Affairs, Department of | Direct | | IPA Dolan, David | 64.RD | | 14,922 | - |
| Veterans Affairs, Department of | Direct | | IPA Engle, Jason | 64.RD | | 2,889 | - |
| Veterans Affairs, Department of | Direct | | IPA Farris, Karen | 64.RD | | 2,277 | - |
| Veterans Affairs, Department of | Direct | | IPA Farris, Karen | 64.RD | | 241 | - |
| Veterans Affairs, Department of | Direct | | IPA Garlick,James | 64.RD | | 7,396 | - |
| Veterans Affairs, Department of | Direct | | IPA Geisendorfer, Max | 64.RD | | 19,327 | - |
| Veterans Affairs, Department of | Direct | | IPA Gornick, Michelle | 64.RD | | 3,376 | - |
| Veterans Affairs, Department of | Direct | | IPA Gregory, Lynn A | 64.RD | | 31,519 | - |
| Veterans Affairs, Department of | Direct | | IPA Guo, Chiao | 64.RD | | 38,850 | - |
| Veterans Affairs, Department of | Direct | | IPA Henderson, James | 64.RD | | 18,245 | - |
| Veterans Affairs, Department of | Direct | | IPA Henderson,James | 64.RD | | 3,596 | - |
| Veterans Affairs, Department of | Direct | | IPA Hoelscher, Alise | 64.RD | | 7,958 | - |
| Veterans Affairs, Department of | Direct | | IPA Ignacio / 506-D95049 | 64.RD | | 4,549 | - |
| Veterans Affairs, Department of | Direct | | IPA Kadri, Reema Sub#810 | 64.RD | | 1,402 | - |
| Veterans Affairs, Department of | Direct | | IPA Kadri,Reema | 64.RD | | 1,770 | - |
| Veterans Affairs, Department of | Direct | | IPA Kanicki, Ariane | 64.RD | | 60,679 | - |
| Veterans Affairs, Department of | Direct | | IPA Kanicki, Ariane | 64.RD | | 23,884 | - |
| Veterans Affairs, Department of | Direct | | IPA Kanicki, Ariane | 64.RD | | (242) | - |
| Veterans Affairs, Department of | Direct | | IPA Kim,Hyungjin | 64.RD | | 61,368 | - |
| Veterans Affairs, Department of | Direct | | IPA King, Michael | 64.RD | | (2,303) | - |
| Veterans Affairs, Department of | Direct | | IPA King, W. Michael | 64.RD | | 27,110 | - |
| Veterans Affairs, Department of | Direct | | IPA Klein,Debra | 64.RD | | 2,752 | - |
| Veterans Affairs, Department of | Direct | | IPA Krans, Amy | 64.RD | | 12,744 | - |
| Veterans Affairs, Department of | Direct | | IPA Lavieri, Mariel | 64.RD | | 11,107 | - |
| Veterans Affairs, Department of | Direct | | IPA Lee, Soo Jung | 64.RD | | 49,270 | - |
| Veterans Affairs, Department of | Direct | | IPA Lu,Yu-Ting (Catherine) | 64.RD | | 41,493 | - |
| Veterans Affairs, Department of | Direct | | IPA Lumeng, Carey | 64.RD | | 4,076 | - |
| Veterans Affairs, Department of | Direct | | IPA Ma, Sean | 64.RD | | (15,727) | - |
| Veterans Affairs, Department of | Direct | | IPA Manikas Maly, Marianna | 64.RD | | 31,246 | - |
| Veterans Affairs, Department of | Direct | | IPA Manikas, Marianna | 64.RD | | (15,294) | - |
| Veterans Affairs, Department of | Direct | | IPA Mann,Jason | 64.RD | | 10,800 | - |
| Veterans Affairs, Department of | Direct | | IPA Martin, Catherine | 64.RD | | 41,636 | - |
| Veterans Affairs, Department of | Direct | | IPA Martin, Catherine | 64.RD | | 9,616 | - |
| Veterans Affairs, Department of | Direct | | IPA Mase, Rebecca | 64.RD | | 18,662 | - |
| Veterans Affairs, Department of | Direct | | IPA McCloskey, Lisa | 64.RD | | 34,771 | - |
| Veterans Affairs, Department of | Direct | | IPA McConnell, Daniel | 64.RD | | 12,700 | - |
| Veterans Affairs, Department of | Direct | | IPA Mohammed Kabeto | 64.RD | | (176) | - |
| Veterans Affairs, Department of | Direct | | IPA Muller, Martijn | 64.RD | | 3,243 | - |
| Veterans Affairs, Department of | Direct | | IPA Nabozny | 64.RD | | 69,171 | - |
| Veterans Affairs, Department of | Direct | | IPA Neeley, Christopher | 64.RD | | 2,650 | - |
| Veterans Affairs, Department of | Direct | | IPA Nowak, Michael | 64.RD | | 15,858 | - |
| Veterans Affairs, Department of | Direct | | IPA Patel, Nita | 64.RD | | (5,352) | - |
| Veterans Affairs, Department of | Direct | | IPA Quinn, Martha | 64.RD | | 22,728 | - |
| Veterans Affairs, Department of | Direct | | IPA Quinn, Martha | 64.RD | | 19,488 | - |
| Veterans Affairs, Department of | Direct | | IPA Rogers, Mary | 64.RD | | 18,793 | - |
| Veterans Affairs, Department of | Direct | | IPA Rogers, Mary | 64.RD | | 4,535 | - |
| Veterans Affairs, Department of | Direct | | IPA Sarosh, Cyrus | 64.RD | | 13,458 | - |
| Veterans Affairs, Department of | Direct | | IPA Scisney-Matlock, Margaret | 64.RD | | 12,103 | - |
| Veterans Affairs, Department of | Direct | | IPA Scisney-Matlock, Margaret | 64.RD | | 9,623 | - |
| Veterans Affairs, Department of | Direct | | IPA Semerad, Jay | 64.RD | | 4,549 | - |
| Veterans Affairs, Department of | Direct | | IPA Shih, Albert | 64.RD | | 35,166 | - |
| Veterans Affairs, Department of | Direct | | IPA Swallow, Kathy | 64.RD | | 25,383 | - |
| Veterans Affairs, Department of | Direct | | IPA Szpara, Ashley | 64.RD | | 15,518 | - |
| Veterans Affairs, Department of | Direct | | IPA Teitz-Tennenbaum, Seagal | 64.RD | | 74,442 | - |
| Veterans Affairs, Department of | Direct | | IPA Teitz-Tennenbaum, Seagal | 64.RD | | 14,577 | - |
| Veterans Affairs, Department of | Direct | | IPA Villegas-Umana, Emily | 64.RD | | 26,625 | - |
| Veterans Affairs, Department of | Direct | | IPA Villegas-Umana, Emily | 64.RD | | 8,228 | - |
| Veterans Affairs, Department of | Direct | | IPA Wang, Jintao | 64.RD | | 21,173 | - |
| Veterans Affairs, Department of | Direct | | IPA Wells, Joanna | 64.RD | | 14,795 | - |
| Veterans Affairs, Department of | Direct | | IPA Wilke, Carol | 64.RD | | 6,461 | - |
| Veterans Affairs, Department of | Direct | | IPA Xu, Jintao | 64.RD | | 44,576 | - |

University of Michigan
Schedule of Expenditures of Federal Awards
For the Year Ended June 30, 2019

| Cluster Title/Federal Grantor/Program | Type | Pass-Through Grantor | Award Identifier | CFDA Number | CFDA Program Title | Federal Expenditures | Pass-Through |
|---------------------------------------|--------|----------------------|--------------------------------|-------------|--------------------|----------------------|--------------|
| Veterans Affairs, Department of | Direct | | IPA Xu, Jintao | 64.RD | | (800) | - |
| Veterans Affairs, Department of | Direct | | IPA Zhang, Xiaojie | 64.RD | | 60,935 | - |
| Veterans Affairs, Department of | Direct | | IPA Zhu | 64.RD | | 46,712 | - |
| Veterans Affairs, Department of | Direct | | IPA Zikmund-Fisher, Brian | 64.RD | | 3,608 | - |
| Veterans Affairs, Department of | Direct | | IPA, Heist, Kevin | 64.RD | | 6,791 | - |
| Veterans Affairs, Department of | Direct | | IPA, Williams, David A | 64.RD | | 1,730 | - |
| Veterans Affairs, Department of | Direct | | IPA: Toma, Mariam | 64.RD | | 1,301 | - |
| Veterans Affairs, Department of | Direct | | IPA:Luther, Tahra | 64.RD | | (3,584) | - |
| Veterans Affairs, Department of | Direct | | IPA Althius,Katie | 64.RD | | 4,477 | - |
| Veterans Affairs, Department of | Direct | | IPA-Andrew Ryan 2018 | 64.RD | | 27,707 | - |
| Veterans Affairs, Department of | Direct | | IPA-Ehrlinger, Rachel | 64.RD | | 2,337 | - |
| Veterans Affairs, Department of | Direct | | IPA-Ha,Jinkyung | 64.RD | | 15,921 | - |
| Veterans Affairs, Department of | Direct | | IPA-Hwajung Choi | 64.RD | | (1,415) | - |
| Veterans Affairs, Department of | Direct | | IPA-Ma, Sean | 64.RD | | 55,649 | - |
| Veterans Affairs, Department of | Direct | | IPA-McCloskey,Lisa | 64.RD | | 52,577 | - |
| Veterans Affairs, Department of | Direct | | IPA-McGuire, Matthew | 64.RD | | 32,206 | - |
| Veterans Affairs, Department of | Direct | | IPA-Wang,Shirley | 64.RD | | 13,774 | - |
| Veterans Affairs, Department of | Direct | | IPA-Wilke, Carol | 64.RD | | 8,248 | - |
| Veterans Affairs, Department of | Direct | | IPS Chen, Jenny | 64.RD | | 11,367 | - |
| Veterans Affairs, Department of | Direct | | Krent, Chris | 64.RD | | 11,134 | - |
| Veterans Affairs, Department of | Direct | | Manikas, Marianna IPA | 64.RD | | 39,760 | - |
| Veterans Affairs, Department of | Direct | | Moore, Ian | 64.RD | | (180) | - |
| Veterans Affairs, Department of | Direct | | Nowak, Michael | 64.RD | | 1,075 | - |
| Veterans Affairs, Department of | Direct | | PO 506-D75203 | 64.RD | | 4,361 | - |
| Veterans Affairs, Department of | Direct | | PO# D85006 | 64.RD | | 9,751 | - |
| Veterans Affairs, Department of | Direct | | Semerad, Jay | 64.RD | | 755 | - |
| Veterans Affairs, Department of | Direct | | VA IPA - Alise Hoelscher | 64.RD | | 26,244 | - |
| Veterans Affairs, Department of | Direct | | VA IPA - Ashe,Doctor | 64.RD | | 35,919 | - |
| Veterans Affairs, Department of | Direct | | VA IPA - Bak,Trevor | 64.RD | | 46,755 | - |
| Veterans Affairs, Department of | Direct | | VA IPA - Bhaumik,Arijit | 64.RD | | 19,816 | - |
| Veterans Affairs, Department of | Direct | | VA IPA - Calhoun,Oliver | 64.RD | | 5,642 | - |
| Veterans Affairs, Department of | Direct | | VA IPA - Garlick,James | 64.RD | | 11,373 | - |
| Veterans Affairs, Department of | Direct | | VA IPA - Goldman,Erin | 64.RD | | 46,573 | - |
| Veterans Affairs, Department of | Direct | | VA IPA - Hernandez,Katrina | 64.RD | | 2,419 | - |
| Veterans Affairs, Department of | Direct | | VA IPA - Horowitz, Jennifer | 64.RD | | 3,168 | - |
| Veterans Affairs, Department of | Direct | | VA IPA - Ignacio,Rosalinda | 64.RD | | 36,648 | - |
| Veterans Affairs, Department of | Direct | | VA IPA - Jannausch,Mary | 64.RD | | 42,038 | - |
| Veterans Affairs, Department of | Direct | | VA IPA - Kabeto, Mohammed | 64.RD | | 7,323 | - |
| Veterans Affairs, Department of | Direct | | VA IPA - Kerry Ryan | 64.RD | | 14,323 | - |
| Veterans Affairs, Department of | Direct | | VA IPA - Klein,Debbie | 64.RD | | 20,342 | - |
| Veterans Affairs, Department of | Direct | | VA IPA - Kutyma,Evelina | 64.RD | | 28,503 | - |
| Veterans Affairs, Department of | Direct | | VA IPA - Laing,Julia | 64.RD | | 30,013 | - |
| Veterans Affairs, Department of | Direct | | VA IPA - Liang,Julie | 64.RD | | 8,265 | - |
| Veterans Affairs, Department of | Direct | | VA IPA - Mann,Jason | 64.RD | | 1,899 | - |
| Veterans Affairs, Department of | Direct | | VA IPA - Miller,Courtney | 64.RD | | 13,243 | - |
| Veterans Affairs, Department of | Direct | | VA IPA - Mobley,Linda | 64.RD | | 11,594 | - |
| Veterans Affairs, Department of | Direct | | VA IPA - Moll,Allison | 64.RD | | 24,844 | - |
| Veterans Affairs, Department of | Direct | | VA IPA - O'Reilly,Dennis | 64.RD | | 4,363 | - |
| Veterans Affairs, Department of | Direct | | VA IPA - Satinder Singh Baveja | 64.RD | | 6,110 | - |
| Veterans Affairs, Department of | Direct | | VA IPA - Uju-Eke,Oluchi | 64.RD | | 3,303 | - |
| Veterans Affairs, Department of | Direct | | VA IPA - Van Sparrentak,Murphy | 64.RD | | 5,841 | - |
| Veterans Affairs, Department of | Direct | | VA IPA - Walton,Maureen | 64.RD | | 12,158 | - |
| Veterans Affairs, Department of | Direct | | VA IPA - Weston,Michele | 64.RD | | 76,413 | - |
| Veterans Affairs, Department of | Direct | | VA IPA - Yeagley,Emily | 64.RD | | 38,125 | - |
| Veterans Affairs, Department of | Direct | | VA IPA - Yeagley,Emily | 64.RD | | (480) | - |
| Veterans Affairs, Department of | Direct | | VA IPA Calhoun, O | 64.RD | | 8,690 | - |
| Veterans Affairs, Department of | Direct | | VA IPA Gross,Colin | 64.RD | | 15,344 | - |
| Veterans Affairs, Department of | Direct | | VA IPA He, Yongqun | 64.RD | | 1,968 | - |
| Veterans Affairs, Department of | Direct | | VA IPA Myra Kim | 64.RD | | 6,300 | - |
| Veterans Affairs, Department of | Direct | | VA IPA Satinder Singh Baveja | 64.RD | | 6,267 | - |
| Veterans Affairs, Department of | Direct | | VA IPA Shelley Stoll | 64.RD | | 56,414 | - |
| Veterans Affairs, Department of | Direct | | VA IPA Shih, Albert | 64.RD | | (556) | - |
| Veterans Affairs, Department of | Direct | | VA IPA Swalwell,Kathleen | 64.RD | | 16,573 | - |
| Veterans Affairs, Department of | Direct | | VA IPA -Thomas, Jennifer | 64.RD | | 1,380 | - |
| Veterans Affairs, Department of | Direct | | VA IPA Williams, David | 64.RD | | 568 | - |
| Veterans Affairs, Department of | Direct | | VA IPA Zheng, Yihao | 64.RD | | 13,751 | - |
| Veterans Affairs, Department of | Direct | | VA IPA Zikmund-Fisher, Brian | 64.RD | | 25,237 | - |
| Veterans Affairs, Department of | Direct | | VA IPA-Soo Jung Lee | 64.RD | | 2,480 | - |
| Veterans Affairs, Department of | Direct | | VA Jinkyung HA FY18 | 64.RD | | 19,146 | - |
| Veterans Affairs, Department of | Direct | | VA250-16-D0138 | 64.RD | | 12,007 | - |
| Veterans Affairs, Department of | Direct | | VA250-17-C-0083 | 64.RD | | 40,679 | - |
| Veterans Affairs, Department of | Direct | | VA250-17-C-0107 PO# D70010 | 64.RD | | 15,929 | - |
| Veterans Affairs, Department of | Direct | | VA251-15-C-0063 | 64.RD | | 8,764 | - |
| Veterans Affairs, Department of | Direct | | VA251-15-C-0171 | 64.RD | | 49,879 | - |
| Veterans Affairs, Department of | Direct | | VA251-15-D-0057 | 64.RD | | 52,131 | - |
| Veterans Affairs, Department of | Direct | | VA251-15-D-0057 | 64.RD | | 8,484 | - |

University of Michigan
Schedule of Expenditures of Federal Awards
For the Year Ended June 30, 2019

| Cluster Title/Federal Grantor/Program | Type | Pass-Through Grantor | Award Identifier | CFDA Number | CFDA Program Title | Federal Expenditures | Pass-Through |
|---------------------------------------|--------------|--|---------------------------------------|-------------|---|----------------------|--------------|
| Veterans Affairs, Department of | Direct | | VA251-15-D-0057 | 64.RD | | 2,860 | - |
| Veterans Affairs, Department of | Direct | | VA-IPA Chowdhury, Mahboob | 64.RD | | 41,882 | - |
| Veterans Affairs, Department of | Direct | | VA-IPA Ha, Jinkyung | 64.RD | | 5,232 | - |
| Veterans Affairs, Department of | Direct | | VA-IPA Pankaj Vats | 64.RD | | 731 | - |
| | | | Total Veterans Affairs, Department of | | | <u>\$ 3,000,406</u> | <u>\$ -</u> |
| Environmental Protection Agency | Direct | | 83594901 | 66.037 | Internships, Training and Workshops for the Office of Air and Radiation | \$ 195,817 | \$ - |
| Environmental Protection Agency | Pass-Through | Michigan, State of, Environmental Quality, Department of | 205J Contract 2014-0100 | 66.454 | Water Quality Management Planning | <u>\$ (331)</u> | <u>\$ -</u> |
| Environmental Protection Agency | Pass-Through | Michigan, State of, Environmental Quality, Department of | 2017-0019 | 66.460 | Nonpoint Source Implementation Grants | <u>\$ 82,422</u> | <u>\$ -</u> |
| Environmental Protection Agency | Pass-Through | Michigan Technological University | 150908021 | 66.469 | Great Lakes Program | \$ 562 | \$ - |
| Environmental Protection Agency | Pass-Through | Michigan, State of, Environmental Quality, Department of | 18-AOC-013 | 66.469 | Great Lakes Program | 407,220 | - |
| Environmental Protection Agency | Pass-Through | Michigan, State of, Natural Resources, Department of | GL-01E01195 | 66.469 | Great Lakes Program | 207,990 | - |
| Environmental Protection Agency | Pass-Through | Ohio State University, The | 60065547 | 66.469 | Great Lakes Program | <u>23,866</u> | <u>-</u> |
| | | | | | | <u>\$ 639,638</u> | <u>\$ -</u> |
| Environmental Protection Agency | Direct | | 83543601 | 66.509 | Science To Achieve Results (STAR) Research Program | \$ 236,537 | \$ - |
| Environmental Protection Agency | Direct | | 83563701 | 66.509 | Science To Achieve Results (STAR) Research Program | 52,330 | - |
| Environmental Protection Agency | Pass-Through | Northeastern University | 505112-78050 | 66.509 | Science To Achieve Results (STAR) Research Program | 142,505 | - |
| Environmental Protection Agency | Pass-Through | The Water Research Foundation | STAR_NIR14 | 66.509 | Science To Achieve Results (STAR) Research Program | 11,810 | - |
| Environmental Protection Agency | Pass-Through | Yale University | GK000296(CON-80000100) | 66.509 | Science To Achieve Results (STAR) Research Program | <u>723</u> | <u>-</u> |
| | | | | | | <u>\$ 443,905</u> | <u>\$ -</u> |
| Environmental Protection Agency | Direct | | 83928901 | 66.516 | P3 Award: National Student Design Competition for Sustainability | \$ 12,056 | \$ - |
| | | | Total Environmental Protection Agency | | | <u>\$ 1,373,507</u> | <u>\$ -</u> |
| Nuclear Regulatory Commission | Direct | | NRC-HQ-60-15-C-0012 | 77.RD | | \$ 373,035 | \$ - |
| Nuclear Regulatory Commission | Pass-Through | Purdue University | 19200223-009 | 77.RD | | 53,155 | - |
| Nuclear Regulatory Commission | Pass-Through | Purdue University | 4112-81070 | 77.RD | | <u>125,964</u> | <u>-</u> |
| | | | | | | <u>\$ 552,154</u> | <u>\$ -</u> |
| Nuclear Regulatory Commission | Direct | | 31310018M0030 | 77.008 | U.S. Nuclear Regulatory Commission Scholarship and Fellowship Program | \$ 83,181 | \$ - |
| Nuclear Regulatory Commission | Direct | | NRC-HQ-84-14-G0043 | 77.008 | U.S. Nuclear Regulatory Commission Scholarship and Fellowship Program | 127 | - |
| Nuclear Regulatory Commission | Direct | | NRC-HQ-84-15-G-0039 | 77.008 | U.S. Nuclear Regulatory Commission Scholarship and Fellowship Program | 134,512 | - |
| Nuclear Regulatory Commission | Direct | | NRC-HQ-84-16-G-0010 | 77.008 | U.S. Nuclear Regulatory Commission Scholarship and Fellowship Program | <u>184,585</u> | <u>-</u> |
| | | | | | | <u>\$ 402,405</u> | <u>\$ -</u> |
| | | | Total Nuclear Regulatory Commission | | | <u>\$ 954,559</u> | <u>\$ -</u> |
| Energy, Department of | Pass-Through | Achates Power Inc. | Subaward Agreement | 81.RD | | \$ 113,480 | \$ - |
| Energy, Department of | Pass-Through | Alliance for Sustainable Energy, LLC | XHD-4-42014-01 | 81.RD | | 7,431 | - |
| Energy, Department of | Pass-Through | Argonne National Laboratory | 3F-31141 | 81.RD | | (18,525) | - |
| Energy, Department of | Pass-Through | Argonne National Laboratory | 7F-30052 | 81.RD | | 45,205 | - |
| Energy, Department of | Pass-Through | Argonne National Laboratory | 7F-30154 | 81.RD | | (40,087) | - |
| Energy, Department of | Pass-Through | Argonne National Laboratory | 7F-30215 | 81.RD | | 153,347 | - |
| Energy, Department of | Pass-Through | Argonne National Laboratory | 8F-30020 | 81.RD | | 80,570 | - |
| Energy, Department of | Pass-Through | Argonne National Laboratory | 8F-30021 | 81.RD | | 84,825 | - |
| Energy, Department of | Pass-Through | Argonne National Laboratory | 8F-30062 | 81.RD | | 99,683 | - |
| Energy, Department of | Pass-Through | Argonne National Laboratory | 8F-30147 | 81.RD | | 844,674 | - |
| Energy, Department of | Pass-Through | Argonne National Laboratory | 8F-30202 | 81.RD | | 62,796 | - |
| Energy, Department of | Pass-Through | Argonne National Laboratory | 9F-60042 | 81.RD | | 17,291 | - |
| Energy, Department of | Pass-Through | Argonne National Laboratory | 9F-60045 | 81.RD | | 20,137 | - |
| Energy, Department of | Pass-Through | Argonne National Laboratory | 9F-60047 | 81.RD | | 97,626 | - |
| Energy, Department of | Pass-Through | Argonne National Laboratory | 9F-60126 | 81.RD | | 24,528 | - |
| Energy, Department of | Pass-Through | Argonne National Laboratory | 9F-60182 | 81.RD | | 6,650 | - |
| Energy, Department of | Pass-Through | Argonne National Laboratory | Subcontract No 6F-30844 | 81.RD | | 122,887 | - |
| Energy, Department of | Pass-Through | Battelle Energy Alliance, LLC | 184138 | 81.RD | | 49,490 | - |
| Energy, Department of | Pass-Through | Battelle Energy Alliance, LLC | 184558 | 81.RD | | 4,830 | - |
| Energy, Department of | Pass-Through | Battelle Energy Alliance, LLC | 184559 | 81.RD | | 1,921 | - |
| Energy, Department of | Pass-Through | Battelle Energy Alliance, LLC | 184561 | 81.RD | | 2,714 | - |
| Energy, Department of | Pass-Through | Battelle Energy Alliance, LLC | 0196971 | 81.RD | | 6,935 | - |
| Energy, Department of | Pass-Through | Battelle Energy Alliance, LLC | 210193 | 81.RD | | 22,134 | - |
| Energy, Department of | Pass-Through | Battelle Energy Alliance, LLC | 213554 | 81.RD | | 72,600 | - |
| Energy, Department of | Pass-Through | Battelle Energy Alliance, LLC | 213870 | 81.RD | | 9,079 | - |
| Energy, Department of | Pass-Through | Beltech, LLC | Service Agreement | 81.RD | | 25,139 | - |
| Energy, Department of | Pass-Through | Brookhaven Science Associates, LLC | 302986 | 81.RD | | 135,747 | - |
| Energy, Department of | Pass-Through | Brookhaven Science Associates, LLC | 326127 | 81.RD | | 315,946 | - |
| Energy, Department of | Pass-Through | Brookhaven Science Associates, LLC | 346255 | 81.RD | | 145,859 | - |
| Energy, Department of | Pass-Through | Brookhaven Science Associates, LLC | 361688 | 81.RD | | 641 | - |
| Energy, Department of | Pass-Through | Detroit Diesel Corporation | Research Agreement | 81.RD | | 208,208 | - |
| Energy, Department of | Pass-Through | Ford Motor Company | AGC PO18001011 | 81.RD | | 35,000 | - |
| Energy, Department of | Pass-Through | Ford Motor Company | RQ14-337R01 | 81.RD | | (449) | - |
| Energy, Department of | Pass-Through | Georgia Institute of Technology | RK150-S2 | 81.RD | | 20,286 | - |
| Energy, Department of | Pass-Through | Idaho National Engineering and Environmental Laboratory | 203964 | 81.RD | | 74,884 | - |
| Energy, Department of | Pass-Through | Idaho National Laboratory | 166012 | 81.RD | | <u>7,203</u> | <u>-</u> |

University of Michigan
Schedule of Expenditures of Federal Awards
For the Year Ended June 30, 2019

| Cluster Title/Federal Grantor/Program | Type | Pass-Through Grantor | Award Identifier | CFDA Number | CFDA Program Title | Federal Expenditures | Pass-Through |
|---------------------------------------|--------------|---|--------------------------------|-------------|--|----------------------|--------------|
| Energy, Department of | Pass-Through | Idaho National Laboratory | 194314 | 81.RD | | 8,130 | - |
| Energy, Department of | Pass-Through | Idaho National Laboratory | 204315 | 81.RD | | 36,660 | - |
| Energy, Department of | Pass-Through | Idaho National Laboratory | 206303 | 81.RD | | 6,781 | - |
| Energy, Department of | Pass-Through | Johns Hopkins University | 2003555195 | 81.RD | | 8,947 | - |
| Energy, Department of | Pass-Through | Krell Institute | Award Ltr dtd 3/27/18 | 81.RD | | 2,854 | - |
| Energy, Department of | Pass-Through | Lawrence Berkeley National Laboratory | 7234031 | 81.RD | | 394,342 | - |
| Energy, Department of | Pass-Through | Lawrence Berkeley National Laboratory | 7263193 | 81.RD | | (30,876) | - |
| Energy, Department of | Pass-Through | Lawrence Berkeley National Laboratory | 7342299 | 81.RD | | 13,051 | - |
| Energy, Department of | Pass-Through | Lawrence Berkeley National Laboratory | 7451048 | 81.RD | | 6,866 | - |
| Energy, Department of | Pass-Through | Lawrence Berkeley National Laboratory | Subcontract 7264325 | 81.RD | | 5,641 | - |
| Energy, Department of | Pass-Through | Lawrence Livermore National Security, LLC | B608839 | 81.RD | | 70 | - |
| Energy, Department of | Pass-Through | Lawrence Livermore National Security, LLC | B614207 | 81.RD | | 487,536 | - |
| Energy, Department of | Pass-Through | Lawrence Livermore National Security, LLC | B625733 | 81.RD | | 31,609 | - |
| Energy, Department of | Pass-Through | Lawrence Livermore National Security, LLC | B626360 | 81.RD | | 48,353 | - |
| Energy, Department of | Pass-Through | Lawrence Livermore National Security, LLC | B627062 | 81.RD | | 27,967 | - |
| Energy, Department of | Pass-Through | Lawrence Livermore National Security, LLC | B627515 | 81.RD | | 84,441 | - |
| Energy, Department of | Pass-Through | Lawrence Livermore National Security, LLC | B628876 | 81.RD | | 38,204 | - |
| Energy, Department of | Pass-Through | Lawrence Livermore National Security, LLC | B629652 | 81.RD | | 15,028 | - |
| Energy, Department of | Pass-Through | Lawrence Livermore National Security, LLC | B630159 | 81.RD | | 22,466 | - |
| Energy, Department of | Pass-Through | Lawrence Livermore National Security, LLC | B632153 | 81.RD | | 73,346 | - |
| Energy, Department of | Pass-Through | Lawrence Livermore National Security, LLC | B632749 | 81.RD | | 54,376 | - |
| Energy, Department of | Pass-Through | Los Alamos National Security, LLC | 416304 | 81.RD | | 125,475 | - |
| Energy, Department of | Pass-Through | Los Alamos National Security, LLC | 459210 | 81.RD | | 154,298 | - |
| Energy, Department of | Pass-Through | Los Alamos National Security, LLC | 367023 sub contract 507277 | 81.RD | | 32,279 | - |
| Energy, Department of | Pass-Through | Los Alamos National Security, LLC | 427118-367023 | 81.RD | | 63,097 | - |
| Energy, Department of | Pass-Through | Los Alamos National Security, LLC | BA #367023 Subcontract# 370629 | 81.RD | | 193,821 | - |
| Energy, Department of | Pass-Through | Los Alamos National Security, LLC | Subcontract No. 495208/367023 | 81.RD | | 15,299 | - |
| Energy, Department of | Pass-Through | Los Alamos National Security, LLC | Subcontract# 389182, B.A. #367 | 81.RD | (88) | - | - |
| Energy, Department of | Pass-Through | National Renewable Energy Laboratory | XEU-7-70041-01 | 81.RD | | 35,483 | - |
| Energy, Department of | Pass-Through | National Technology and Engineering Solutions of Sandia LLC (NTESS) | 1511621 | 81.RD | | (165) | - |
| Energy, Department of | Pass-Through | National Technology and Engineering Solutions of Sandia LLC (NTESS) | 1626776 | 81.RD | | 12,646 | - |
| Energy, Department of | Pass-Through | National Technology and Engineering Solutions of Sandia LLC (NTESS) | 1853288 | 81.RD | | 135,672 | - |
| Energy, Department of | Pass-Through | National Technology and Engineering Solutions of Sandia LLC (NTESS) | 1869167 | 81.RD | | 30,611 | - |
| Energy, Department of | Pass-Through | National Technology and Engineering Solutions of Sandia LLC (NTESS) | 1969581 | 81.RD | | 80,122 | - |
| Energy, Department of | Pass-Through | National Technology and Engineering Solutions of Sandia LLC (NTESS) | 1995518 | 81.RD | | 20,842 | - |
| Energy, Department of | Pass-Through | Niowave, Inc. | Subcontract | 81.RD | | 74,073 | - |
| Energy, Department of | Pass-Through | Oak Ridge National Laboratory | 4000135076 | 81.RD | | 143,834 | - |
| Energy, Department of | Pass-Through | Oak Ridge National Laboratory | 4000136101 | 81.RD | | 28,380 | - |
| Energy, Department of | Pass-Through | Oak Ridge National Laboratory | 4000136608 | 81.RD | | 229,702 | - |
| Energy, Department of | Pass-Through | Oak Ridge National Laboratory | 4000138067 | 81.RD | | 68,857 | - |
| Energy, Department of | Pass-Through | Oak Ridge National Laboratory | 4000149341 | 81.RD | | 4,000 | - |
| Energy, Department of | Pass-Through | Oak Ridge National Laboratory | 4000153508 | 81.RD | | (547) | - |
| Energy, Department of | Pass-Through | Oak Ridge National Laboratory | 4000159555 | 81.RD | | 63,286 | - |
| Energy, Department of | Pass-Through | Oak Ridge National Laboratory | 4000162644 | 81.RD | | 198,522 | - |
| Energy, Department of | Pass-Through | Oak Ridge National Laboratory | 4000169997 | 81.RD | | 53,406 | - |
| Energy, Department of | Pass-Through | Pacific Northwest National Laboratory | 340625 | 81.RD | | (30) | - |
| Energy, Department of | Pass-Through | Pacific Northwest National Laboratory | 379141 | 81.RD | | 8,516 | - |
| Energy, Department of | Pass-Through | Pacific Northwest National Laboratory | 390688 | 81.RD | | 88,672 | - |
| Energy, Department of | Pass-Through | Pacific Northwest National Laboratory | PO 387535 | 81.RD | | (18,253) | - |
| Energy, Department of | Pass-Through | Savannah River National Laboratory | 0000306392 | 81.RD | | 54,558 | - |
| Energy, Department of | Pass-Through | SLAC National Accelerator Laboratory | 174133 | 81.RD | | (1,591) | - |
| Energy, Department of | Pass-Through | SLAC National Accelerator Laboratory | 190771 | 81.RD | | 74,440 | - |
| Energy, Department of | Pass-Through | Southwest Research Institute | L99020KJ | 81.RD | | 41,339 | - |
| Energy, Department of | Pass-Through | Triad National Security, LLC | 375553 | 81.RD | | 15,623 | - |
| Energy, Department of | Pass-Through | Triad National Security, LLC | 487270 | 81.RD | | 968,549 | 440,155 |
| Energy, Department of | Pass-Through | Triad National Security, LLC | Subcontract No. 423006 Basic A | 81.RD | | 106,172 | - |
| Energy, Department of | Pass-Through | UChicago Argonne, LLC | DE-AC02-06CH11357 | 81.RD | | 113,349 | - |
| Energy, Department of | Pass-Through | University of California - Berkeley | 7451043 | 81.RD | | 8,656 | - |
| Energy, Department of | Pass-Through | University of Utah | 10051007 | 81.RD | | 42,858 | - |
| Energy, Department of | Pass-Through | UT-Battelle, LLC | 4000140128 | 81.RD | | 328,640 | - |
| Energy, Department of | Pass-Through | UT-Battelle, LLC | 4000140129 | 81.RD | | 1,106,004 | - |
| Energy, Department of | Pass-Through | UT-Battelle, LLC | 4000162123 | 81.RD | | 75,367 | - |
| Energy, Department of | Pass-Through | UT-Battelle, LLC | 4000168180 | 81.RD | | 33,966 | - |
| | | | | | | \$ 9,006,217 | \$ 440,155 |
| Energy, Department of | Direct | | DE FG02 05 ER15686 | 81.049 | Office of Science Financial Assistance Program | \$ 52,187 | \$ - |
| Energy, Department of | Direct | | DE-FG02-06ER15783 | 81.049 | Office of Science Financial Assistance Program | 130,142 | - |
| Energy, Department of | Direct | | DE-FG02-08ER15931 | 81.049 | Office of Science Financial Assistance Program | 253,680 | - |
| Energy, Department of | Direct | | DE-FG02-08ER15997 | 81.049 | Office of Science Financial Assistance Program | 227,556 | - |
| Energy, Department of | Direct | | DE-FG02-08ER46525 | 81.049 | Office of Science Financial Assistance Program | 329,920 | 214,579 |
| Energy, Department of | Direct | | DE-NA0002956 | 81.049 | Office of Science Financial Assistance Program | 514,441 | 64,041 |
| Energy, Department of | Direct | | DE-SC0001939 | 81.049 | Office of Science Financial Assistance Program | 1,714,249 | 1,304,602 |
| Energy, Department of | Direct | | DE-SC0004871 | 81.049 | Office of Science Financial Assistance Program | 230,666 | - |
| Energy, Department of | Direct | | DE-SC0004888 | 81.049 | Office of Science Financial Assistance Program | 200,802 | - |
| Energy, Department of | Direct | | DE-SC0006587 | 81.049 | Office of Science Financial Assistance Program | 149,641 | - |
| Energy, Department of | Direct | | DE-SC0006628 | 81.049 | Office of Science Financial Assistance Program | 92,704 | - |
| Energy, Department of | Direct | | DE-SC0007859 | 81.049 | Office of Science Financial Assistance Program | 2,541,518 | - |

University of Michigan
Schedule of Expenditures of Federal Awards
For the Year Ended June 30, 2019

| Cluster Title/Federal Grantor/Program | Type | Pass-Through Grantor | Award Identifier | CFDA Number | CFDA Program Title | Federal Expenditures | Pass-Through |
|---------------------------------------|--------------|--|-----------------------------|-------------|--|----------------------|--------------|
| Energy, Department of | Direct | | DE-SC0008637 | 81.049 | Office of Science Financial Assistance Program | 2,140,182 | 299,551 |
| Energy, Department of | Direct | | DE-SC0010341 | 81.049 | Office of Science Financial Assistance Program | 92,465 | - |
| Energy, Department of | Direct | | DE-SC0010342 | 81.049 | Office of Science Financial Assistance Program | 76,275 | - |
| Energy, Department of | Direct | | DE-SC0010381 | 81.049 | Office of Science Financial Assistance Program | 86,072 | - |
| Energy, Department of | Direct | | DE-SC0011078 | 81.049 | Office of Science Financial Assistance Program | 2,946 | - |
| Energy, Department of | Direct | | DE-SC0012327 | 81.049 | Office of Science Financial Assistance Program | 11,924 | - |
| Energy, Department of | Direct | | DE-SC0012479 | 81.049 | Office of Science Financial Assistance Program | 186,070 | - |
| Energy, Department of | Direct | | DE-SC0012482 | 81.049 | Office of Science Financial Assistance Program | 156,433 | - |
| Energy, Department of | Direct | | DE-SC0012484 | 81.049 | Office of Science Financial Assistance Program | (50,759) | - |
| Energy, Department of | Direct | | DE-SC0012969 | 81.049 | Office of Science Financial Assistance Program | 82,770 | - |
| Energy, Department of | Direct | | DE-SC0013393 | 81.049 | Office of Science Financial Assistance Program | 151,524 | - |
| Energy, Department of | Direct | | DE-SC0013562 | 81.049 | Office of Science Financial Assistance Program | 162,239 | - |
| Energy, Department of | Direct | | DE-SC0013961 | 81.049 | Office of Science Financial Assistance Program | 7,170 | - |
| Energy, Department of | Direct | | DE-SC0013971 | 81.049 | Office of Science Financial Assistance Program | 57,663 | - |
| Energy, Department of | Direct | | DE-SC0013991 | 81.049 | Office of Science Financial Assistance Program | 57,014 | - |
| Energy, Department of | Direct | | DE-SC0014132 | 81.049 | Office of Science Financial Assistance Program | 67,907 | - |
| Energy, Department of | Direct | | DE-SC0014134 | 81.049 | Office of Science Financial Assistance Program | 41,009 | - |
| Energy, Department of | Direct | | DE-SC0015394 | 81.049 | Office of Science Financial Assistance Program | 28,763 | - |
| Energy, Department of | Direct | | DE-SC0015708 | 81.049 | Office of Science Financial Assistance Program | (198) | - |
| Energy, Department of | Direct | | DE-SC0015782 | 81.049 | Office of Science Financial Assistance Program | 91,653 | - |
| Energy, Department of | Direct | | DE-SC0015799 | 81.049 | Office of Science Financial Assistance Program | 1,927 | - |
| Energy, Department of | Direct | | DE-SC0016206 | 81.049 | Office of Science Financial Assistance Program | 143,018 | - |
| Energy, Department of | Direct | | DE-SC0016384 | 81.049 | Office of Science Financial Assistance Program | 219,248 | - |
| Energy, Department of | Direct | | DE-SC0016489 | 81.049 | Office of Science Financial Assistance Program | 188,015 | - |
| Energy, Department of | Direct | | DE-SC0016804 | 81.049 | Office of Science Financial Assistance Program | 262,601 | - |
| Energy, Department of | Direct | | DE-SC0016804 | 81.049 | Office of Science Financial Assistance Program | 147,898 | - |
| Energy, Department of | Direct | | DE-SC0016808 | 81.049 | Office of Science Financial Assistance Program | 259,600 | 54,552 |
| Energy, Department of | Direct | | DE-SC0017380 | 81.049 | Office of Science Financial Assistance Program | 63,837 | - |
| Energy, Department of | Direct | | DE-SC0017971 | 81.049 | Office of Science Financial Assistance Program | 169,654 | - |
| Energy, Department of | Direct | | DE-SC0018018 | 81.049 | Office of Science Financial Assistance Program | 132,412 | - |
| Energy, Department of | Direct | | DE-SC0018058 | 81.049 | Office of Science Financial Assistance Program | 90,310 | - |
| Energy, Department of | Direct | | DE-SC0018059 | 81.049 | Office of Science Financial Assistance Program | 84,727 | - |
| Energy, Department of | Direct | | DE-SC0018173 | 81.049 | Office of Science Financial Assistance Program | 84,114 | - |
| Energy, Department of | Direct | | DE-SC0018189 | 81.049 | Office of Science Financial Assistance Program | (24) | - |
| Energy, Department of | Direct | | DE-SC0018941 | 81.049 | Office of Science Financial Assistance Program | 464,420 | - |
| Energy, Department of | Direct | | DE-SC0019084 | 81.049 | Office of Science Financial Assistance Program | 19,673 | - |
| Energy, Department of | Direct | | DE-SC0019118 | 81.049 | Office of Science Financial Assistance Program | 132,646 | - |
| Energy, Department of | Direct | | DE-SC0019172 | 81.049 | Office of Science Financial Assistance Program | 147,775 | - |
| Energy, Department of | Direct | | DE-SC0019184 | 81.049 | Office of Science Financial Assistance Program | 12,598 | - |
| Energy, Department of | Direct | | DE-SC0019186 | 81.049 | Office of Science Financial Assistance Program | 246,885 | - |
| Energy, Department of | Direct | | DE-SC0019187 | 81.049 | Office of Science Financial Assistance Program | 12,566 | - |
| Energy, Department of | Direct | | DE-SC0019193 | 81.049 | Office of Science Financial Assistance Program | 532,978 | - |
| Energy, Department of | Direct | | DE-SC0019225 | 81.049 | Office of Science Financial Assistance Program | 94,505 | - |
| Energy, Department of | Direct | | DE-SC0019255 | 81.049 | Office of Science Financial Assistance Program | 404,519 | - |
| Energy, Department of | Direct | | DE-SC0019278 | 81.049 | Office of Science Financial Assistance Program | 131,105 | 53,492 |
| Energy, Department of | Direct | | DE-SC0019758 | 81.049 | Office of Science Financial Assistance Program | 113,054 | - |
| Energy, Department of | Pass-Through | Integrated Sensors, LLC | DE-FOA-0001940 | 81.049 | Office of Science Financial Assistance Program | 2,214 | - |
| Energy, Department of | Pass-Through | Kent State University | 400005-UM | 81.049 | Office of Science Financial Assistance Program | 103,261 | - |
| Energy, Department of | Pass-Through | Kitware, Inc | K002192-00-S01 | 81.049 | Office of Science Financial Assistance Program | 93,112 | - |
| Energy, Department of | Pass-Through | Northwestern University | SP0027267-PROJ0007138 | 81.049 | Office of Science Financial Assistance Program | 123,602 | - |
| Energy, Department of | Pass-Through | Ohio State University, The | 60042071 | 81.049 | Office of Science Financial Assistance Program | 138,146 | - |
| Energy, Department of | Pass-Through | Princeton University | SUB0000133 | 81.049 | Office of Science Financial Assistance Program | 72,243 | - |
| Energy, Department of | Pass-Through | State University of New York (SUNY) | 68799 | 81.049 | Office of Science Financial Assistance Program | 165,564 | - |
| Energy, Department of | Pass-Through | State University of New York (SUNY) | 82192/2/1148574 | 81.049 | Office of Science Financial Assistance Program | 13,151 | - |
| Energy, Department of | Pass-Through | University of Rochester | 417000G / UR FAO GR510576 | 81.049 | Office of Science Financial Assistance Program | 67,589 | - |
| | | | | | | \$ 14,825,571 | \$ 1,990,817 |
| Energy, Department of | Direct | | DE-EE0006434 | 81.086 | Conservation Research and Development | 75,239 | \$ - |
| Energy, Department of | Direct | | DE-EE0006821 | 81.086 | Conservation Research and Development | (2,354) | - |
| Energy, Department of | Direct | | DE-EE0007212 | 81.086 | Conservation Research and Development | 480,524 | - |
| Energy, Department of | Direct | | DE-EE0007626 | 81.086 | Conservation Research and Development | 222,944 | - |
| Energy, Department of | Direct | | DE-EE0007979 | 81.086 | Conservation Research and Development | 233,029 | - |
| Energy, Department of | Direct | | DE-EE0008362 | 81.086 | Conservation Research and Development | 390,573 | - |
| Energy, Department of | Direct | | DE-EE0008456 | 81.086 | Conservation Research and Development | 57,553 | - |
| Energy, Department of | Direct | | DE-EE0008723 | 81.086 | Conservation Research and Development | 4,714 | - |
| Energy, Department of | Pass-Through | Bosch | Agreement | 81.086 | Conservation Research and Development | 8,369 | - |
| Energy, Department of | Pass-Through | Daimler Benz of Stuttgart, Germany | Research Agrmt dtd 11/15/17 | 81.086 | Conservation Research and Development | 66,710 | - |
| Energy, Department of | Pass-Through | Pennsylvania State University | 555377-UM-DOE-7278 | 81.086 | Conservation Research and Development | 96,373 | - |
| Energy, Department of | Pass-Through | Robert Bosch LLC. (dba Bosch USA) | DE-EE0007307-01 | 81.086 | Conservation Research and Development | 70,647 | - |
| Energy, Department of | Pass-Through | The American Center for Mobility | DE-EE0008470-01 | 81.086 | Conservation Research and Development | 84,658 | - |
| Energy, Department of | Pass-Through | United States Automotive Materials Partnership LLC | 17-2992-AMP | 81.086 | Conservation Research and Development | 186,271 | - |
| Energy, Department of | Pass-Through | University of Southern California | 93560722 | 81.086 | Conservation Research and Development | 299,556 | - |
| Energy, Department of | Pass-Through | University of Virginia | GQ10067.157734 | 81.086 | Conservation Research and Development | 216,603 | - |
| | | | | | | \$ 2,491,409 | \$ - |
| Energy, Department of | Direct | | DE-EE0006708 | 81.087 | Renewable Energy Research and Development | 50,216 | \$ - |
| Energy, Department of | Direct | | DE-EE0007046 | 81.087 | Renewable Energy Research and Development | 7,511 | - |
| Energy, Department of | Direct | | DE-EE0007549 | 81.087 | Renewable Energy Research and Development | 220,429 | - |

University of Michigan
Schedule of Expenditures of Federal Awards
For the Year Ended June 30, 2019

| Cluster Title/Federal Grantor/Program | Type | Pass-Through Grantor | Award Identifier | CFDA Number | CFDA Program Title | Federal Expenditures | Pass-Through |
|---------------------------------------|--------------|---|--------------------------------|-------------|--|----------------------|---------------------|
| Energy, Department of | Direct | | DE-EE0008086 | 81.087 | Renewable Energy Research and Development | 199,489 | 97,384 |
| Energy, Department of | Direct | | DE-EE0008093 | 81.087 | Renewable Energy Research and Development | 270,199 | 41,719 |
| Energy, Department of | Direct | | DE-EE0008482 | 81.087 | Renewable Energy Research and Development | 112,409 | - |
| Energy, Department of | Direct | | DE-EE0008526 | 81.087 | Renewable Energy Research and Development | 82,126 | - |
| Energy, Department of | Direct | | DE-EE0008561 | 81.087 | Renewable Energy Research and Development | 54,877 | - |
| Energy, Department of | Pass-Through | American Institute of Chemical Engineers | DE-EE0007888-06-1B | 81.087 | Renewable Energy Research and Development | (31,234) | - |
| Energy, Department of | Pass-Through | American Institute of Chemical Engineers | DE-EE0007888-08-5 | 81.087 | Renewable Energy Research and Development | 9,471 | - |
| Energy, Department of | Pass-Through | Ford Motor Company | RQ17-144R06 | 81.087 | Renewable Energy Research and Development | 33,470 | - |
| Energy, Department of | Pass-Through | Re Vision Consulting, LLC | Research Agreement | 81.087 | Renewable Energy Research and Development | 26,375 | - |
| Energy, Department of | Pass-Through | University of California - Berkeley | PBCX01-EMCJB | 81.087 | Renewable Energy Research and Development | 68,028 | - |
| Energy, Department of | Pass-Through | University of Illinois-Urbana-Champaign | 15851 | 81.087 | Renewable Energy Research and Development | (4,184) | - |
| Energy, Department of | Pass-Through | Volvo Group Global | Agreement | 81.087 | Renewable Energy Research and Development | 275,286 | - |
| | | | | | | <u>\$ 1,374,468</u> | <u>\$ 139,103</u> |
| Energy, Department of | Direct | | DE-FE0025315 | 81.089 | Fossil Energy Research and Development | \$ 116,884 | \$ - |
| Energy, Department of | Direct | | DE-FE0030684 | 81.089 | Fossil Energy Research and Development | 319,789 | - |
| Energy, Department of | Direct | | DE-FE0031228 | 81.089 | Fossil Energy Research and Development | 34,698 | - |
| Energy, Department of | Pass-Through | Aerojet Corporation | 200065051 | 81.089 | Fossil Energy Research and Development | 382,058 | - |
| Energy, Department of | Pass-Through | University of Iowa | S00701-01 | 81.089 | Fossil Energy Research and Development | 13,986 | - |
| Energy, Department of | Pass-Through | University of Texas at Austin | UTA16-000734 | 81.089 | Fossil Energy Research and Development | 84,070 | - |
| Energy, Department of | Pass-Through | Washington University in St. Louis | WU-15-194 | 81.089 | Fossil Energy Research and Development | 8,604 | - |
| | | | | | | <u>\$ 960,089</u> | <u>\$ -</u> |
| Energy, Department of | Direct | | DE-NA0002727 | 81.112 | Stewardship Science Grant Program | \$ 4,006 | \$ - |
| Energy, Department of | Direct | | DE-NA0002723 | 81.112 | Stewardship Science Grant Program | 60,579 | 35,195 |
| Energy, Department of | Direct | | DE-NA0003527 | 81.112 | Stewardship Science Grant Program | 210,861 | - |
| Energy, Department of | Direct | | DE-NA0003606 | 81.112 | Stewardship Science Grant Program | 233,833 | - |
| Energy, Department of | Direct | | DE-NA0003869 | 81.112 | Stewardship Science Grant Program | 829,292 | - |
| Energy, Department of | Pass-Through | Cornell University | 83228-10967 | 81.112 | Stewardship Science Grant Program | 151,456 | - |
| Energy, Department of | Pass-Through | Texas A & M University | M1803473 | 81.112 | Stewardship Science Grant Program | 269,289 | - |
| Energy, Department of | Pass-Through | University of Nevada, Reno | UNR-16-70 | 81.112 | Stewardship Science Grant Program | 51,113 | - |
| Energy, Department of | Pass-Through | University of Rochester | 416233-G | 81.112 | Stewardship Science Grant Program | 135,531 | - |
| Energy, Department of | Pass-Through | University of Rochester | 417539G/ UR FAO GR510909 | 81.112 | Stewardship Science Grant Program | 89,164 | - |
| Energy, Department of | Pass-Through | William Marsh Rice University | R19071 | 81.112 | Stewardship Science Grant Program | 11,941 | - |
| | | | | | | <u>\$ 2,047,065</u> | <u>\$ 35,195</u> |
| Energy, Department of | Direct | | DE-NA0002481 | 81.113 | Defense Nuclear Nonproliferation Research | \$ 1,068 | \$ - |
| Energy, Department of | Direct | | DE-NA0002534 | 81.113 | Defense Nuclear Nonproliferation Research | 4,638,204 | 2,999,873 |
| Energy, Department of | Direct | | DE-NA0003920 | 81.113 | Defense Nuclear Nonproliferation Research | 2,372 | - |
| Energy, Department of | Pass-Through | North Carolina State University | 2014-0501-01 | 81.113 | Defense Nuclear Nonproliferation Research | 426,106 | - |
| Energy, Department of | Pass-Through | North Carolina State University | 2014-0501-01-F1 | 81.113 | Defense Nuclear Nonproliferation Research | 35,786 | - |
| | | | | | | <u>\$ 5,103,536</u> | <u>\$ 2,999,873</u> |
| | | | | | Energy Efficiency and Renewable Energy Information Dissemination, Outreach, Training and Technical Analysis/Assistance | <u>\$ 25,528</u> | <u>\$ 49,614</u> |
| Energy, Department of | Direct | | DE-EE0005565 | 81.117 | Nuclear Energy Research, Development and Demonstration | \$ 266,847 | \$ - |
| Energy, Department of | Direct | | DE-NE0000132 | 81.121 | Nuclear Energy Research, Development and Demonstration | (192,064) | - |
| Energy, Department of | Direct | | DE-NE0000639 | 81.121 | Nuclear Energy Research, Development and Demonstration | (7,704) | - |
| Energy, Department of | Direct | | DE-NE0008503 | 81.121 | Nuclear Energy Research, Development and Demonstration | 170,167 | - |
| Energy, Department of | Direct | | DE-NE0008519 | 81.121 | Nuclear Energy Research, Development and Demonstration | 139,825 | - |
| Energy, Department of | Direct | | DE-NE0008520 | 81.121 | Nuclear Energy Research, Development and Demonstration | 164,839 | - |
| Energy, Department of | Direct | | DE-NE0008632 | 81.121 | Nuclear Energy Research, Development and Demonstration | 272,166 | 108,067 |
| Energy, Department of | Direct | | DE-NE0008697 | 81.121 | Nuclear Energy Research, Development and Demonstration | 73,300 | - |
| Energy, Department of | Direct | | DE-NE0008781 | 81.121 | Nuclear Energy Research, Development and Demonstration | 140,626 | 13,696 |
| Energy, Department of | Direct | | DE-NE0008782 | 81.121 | Nuclear Energy Research, Development and Demonstration | 111,751 | - |
| Energy, Department of | Direct | | DE-NE0008783 | 81.121 | Nuclear Energy Research, Development and Demonstration | 76,675 | - |
| Energy, Department of | Pass-Through | Carnegie-Mellon University | 1070222-374895 | 81.121 | Nuclear Energy Research, Development and Demonstration | 38,910 | - |
| Energy, Department of | Pass-Through | George Washington University | 18-S36 | 81.121 | Nuclear Energy Research, Development and Demonstration | 50,357 | - |
| Energy, Department of | Pass-Through | Georgia Technology Research Corporation | RF764-G6 | 81.121 | Nuclear Energy Research, Development and Demonstration | (23,230) | - |
| Energy, Department of | Pass-Through | North Carolina State University | 2016-1536-05 | 81.121 | Nuclear Energy Research, Development and Demonstration | 229,876 | - |
| Energy, Department of | Pass-Through | Notre Dame University-Louaize, Lebanon (NDU) | Subaward DE-NE0008272 | 81.121 | Nuclear Energy Research, Development and Demonstration | (2,954) | - |
| Energy, Department of | Pass-Through | Ohio State University, The | 60046086/PO #RF01482663 | 81.121 | Nuclear Energy Research, Development and Demonstration | 43,332 | - |
| Energy, Department of | Pass-Through | Oregon State University | G0156A-A | 81.121 | Nuclear Energy Research, Development and Demonstration | 71,299 | - |
| Energy, Department of | Pass-Through | Oregon State University | G0157A-A | 81.121 | Nuclear Energy Research, Development and Demonstration | 161,191 | - |
| Energy, Department of | Pass-Through | Pennsylvania State University | 5724-UM-DOE-8717 | 81.121 | Nuclear Energy Research, Development and Demonstration | 197,577 | - |
| Energy, Department of | Pass-Through | Purdue University | 4105-77202 | 81.121 | Nuclear Energy Research, Development and Demonstration | 271,746 | - |
| Energy, Department of | Pass-Through | Purdue University | 4105-85097 | 81.121 | Nuclear Energy Research, Development and Demonstration | 110,604 | - |
| Energy, Department of | Pass-Through | University of Illinois-Urbana-Champaign | 088924-16618 | 81.121 | Nuclear Energy Research, Development and Demonstration | 9,042 | - |
| Energy, Department of | Pass-Through | University of Massachusetts Lowell | S5190000030483 | 81.121 | Nuclear Energy Research, Development and Demonstration | 32,151 | - |
| Energy, Department of | Pass-Through | University of Wisconsin | 775K515 | 81.121 | Nuclear Energy Research, Development and Demonstration | 287,910 | - |
| Energy, Department of | Pass-Through | Virginia Polytechnic Institute and State University | 429353-19337 | 81.121 | Nuclear Energy Research, Development and Demonstration | 113,329 | - |
| | | | | | | <u>\$ 2,807,568</u> | <u>\$ 121,763</u> |
| Energy, Department of | Pass-Through | Stanford University | 60545512-107908 | 81.124 | Predictive Science Academic Alliance Program | \$ 107,156 | \$ - |
| Energy, Department of | Pass-Through | University of Illinois-Urbana-Champaign | Grant Code AA540; Subaward No. | 81.124 | Predictive Science Academic Alliance Program | 30,669 | - |
| | | | | | | <u>\$ 137,825</u> | <u>\$ -</u> |
| Energy, Department of | Direct | | DE-AR0000653 | 81.135 | Advanced Research Projects Agency - Energy | \$ 837,487 | \$ 4,296.00 |
| Energy, Department of | Direct | | DE-AR0000659 | 81.135 | Advanced Research Projects Agency - Energy | 606,496 | - |
| Energy, Department of | Direct | | DE-AR0000715 | 81.135 | Advanced Research Projects Agency - Energy | 147,881 | 129,889 |

University of Michigan
Schedule of Expenditures of Federal Awards
For the Year Ended June 30, 2019

| Cluster Title/Federal Grantor/Program | Type | Pass-Through Grantor | Award Identifier | CFDA Number | CFDA Program Title | Federal Expenditures | Pass-Through |
|---------------------------------------|--------------|--|-----------------------------|-------------|--|----------------------|---------------------|
| Energy, Department of | Direct | | DE-AR0000797 | 81.135 | Advanced Research Projects Agency - Energy | 489,928 | 104,824 |
| Energy, Department of | Pass-Through | Southwest Research Institute | K99085KJ | 81.135 | Advanced Research Projects Agency - Energy | 140,227 | - |
| Energy, Department of | Pass-Through | University of Delaware | 46101 | 81.135 | Advanced Research Projects Agency - Energy | 198,009 | - |
| Energy, Department of | Pass-Through | University of Maryland, The | 56289 - Z7218004 | 81.135 | Advanced Research Projects Agency - Energy | 238,786 | - |
| Energy, Department of | Pass-Through | Yale University | GR106208(CON-80001763) | 81.135 | Advanced Research Projects Agency - Energy | 4,880 | - |
| | | | | | | <u>\$ 2,663,694</u> | <u>\$ 239,009</u> |
| | | | Total Energy, Department of | | | <u>\$ 41,442,970</u> | <u>\$ 6,015,529</u> |
| Education, Department of | Pass-Through | Flint Community Schools | MOU | 84.RD | | \$ (2) | \$ - |
| Education, Department of | Pass-Through | Flint Community Schools | MOU | 84.RD | (2) | - | - |
| Education, Department of | Pass-Through | Grand Rapids Public Schools | MOU 2018-2019 | 84.RD | | 15,000 | - |
| Education, Department of | Pass-Through | Michigan, State of, Education, Department of | Agreement | 84.RD | | 561,781 | - |
| Education, Department of | Pass-Through | Michigan, State of, Education, Department of | MOU FY2019 | 84.RD | | 193,427 | - |
| Education, Department of | Pass-Through | Ypsilanti Community Schools | MOU 2018-2019 | 84.RD | | 15,000 | - |
| | | | | | | <u>\$ 785,204</u> | <u>\$ -</u> |
| | | | | | National Resource Centers Program for Foreign Language and Area Studies or Foreign Language and International Studies Program and Foreign Language and Area Studies Fellowship Program | | |
| Education, Department of | Direct | | P015A140090 (NRC) | 84.015 | National Resource Centers Program for Foreign Language and Area Studies or Foreign Language and International Studies Program and Foreign Language and Area Studies Fellowship Program | \$ 34,656 | \$ - |
| Education, Department of | Direct | | P015A140091 (NRC) | 84.015 | National Resource Centers Program for Foreign Language and Area Studies or Foreign Language and International Studies Program and Foreign Language and Area Studies Fellowship Program | 43,368 | - |
| Education, Department of | Direct | | P015A140093 (NRC) | 84.015 | National Resource Centers Program for Foreign Language and Area Studies or Foreign Language and International Studies Program and Foreign Language and Area Studies Fellowship Program | 94,160 | - |
| Education, Department of | Direct | | P015A140095 (NRC) | 84.015 | National Resource Centers Program for Foreign Language and Area Studies or Foreign Language and International Studies Program and Foreign Language and Area Studies Fellowship Program | 66,725 | - |
| Education, Department of | Direct | | P015A140100 | 84.015 | National Resource Centers Program for Foreign Language and Area Studies or Foreign Language and International Studies Program and Foreign Language and Area Studies Fellowship Program | 76,505 | - |
| Education, Department of | Direct | | P015A180105 | 84.015 | National Resource Centers Program for Foreign Language and Area Studies or Foreign Language and International Studies Program and Foreign Language and Area Studies Fellowship Program | 198,503 | - |
| Education, Department of | Direct | | P015A180106 | 84.015 | National Resource Centers Program for Foreign Language and Area Studies or Foreign Language and International Studies Program and Foreign Language and Area Studies Fellowship Program | 181,648 | - |
| Education, Department of | Direct | | P015A180107 | 84.015 | National Resource Centers Program for Foreign Language and Area Studies or Foreign Language and International Studies Program and Foreign Language and Area Studies Fellowship Program | 146,111 | - |
| Education, Department of | Direct | | P015A180108 | 84.015 | National Resource Centers Program for Foreign Language and Area Studies or Foreign Language and International Studies Program and Foreign Language and Area Studies Fellowship Program | 93,000 | - |
| Education, Department of | Direct | | P015A180114 | 84.015 | National Resource Centers Program for Foreign Language and Area Studies or Foreign Language and International Studies Program and Foreign Language and Area Studies Fellowship Program | 161,902 | 5,436 |
| Education, Department of | Direct | | P015B140090 (FLAS) | 84.015 | National Resource Centers Program for Foreign Language and Area Studies or Foreign Language and International Studies Program and Foreign Language and Area Studies Fellowship Program | 3,397 | - |
| Education, Department of | Direct | | P015B140091 (FLAS) | 84.015 | National Resource Centers Program for Foreign Language and Area Studies or Foreign Language and International Studies Program and Foreign Language and Area Studies Fellowship Program | 3,360 | - |
| Education, Department of | Direct | | P015B140092 | 84.015 | National Resource Centers Program for Foreign Language and Area Studies or Foreign Language and International Studies Program and Foreign Language and Area Studies Fellowship Program | 12,542 | - |
| Education, Department of | Direct | | P015B140093 (FLAS) | 84.015 | National Resource Centers Program for Foreign Language and Area Studies or Foreign Language and International Studies Program and Foreign Language and Area Studies Fellowship Program | 4,072 | - |
| Education, Department of | Direct | | P015B140095 (FLAS) | 84.015 | National Resource Centers Program for Foreign Language and Area Studies or Foreign Language and International Studies Program and Foreign Language and Area Studies Fellowship Program | 16,663 | - |

University of Michigan
Schedule of Expenditures of Federal Awards
For the Year Ended June 30, 2019

| Cluster Title/Federal Grantor/Program | Type | Pass-Through Grantor | Award Identifier | CFDA Number | CFDA Program Title | Federal Expenditures | Pass-Through |
|---------------------------------------|--------------|---|-----------------------|-------------|--|----------------------|---------------|
| Education, Department of | Direct | | P015B140100 | 84.015 | National Resource Centers Program for Foreign Language and Area Studies or Foreign Language and International Studies Program and Foreign Language and Area Studies Fellowship Program | 7,250 | - |
| Education, Department of | Direct | | P015B180105 | 84.015 | National Resource Centers Program for Foreign Language and Area Studies or Foreign Language and International Studies Program and Foreign Language and Area Studies Fellowship Program | 382,800 | - |
| Education, Department of | Direct | | P015B180106 | 84.015 | National Resource Centers Program for Foreign Language and Area Studies or Foreign Language and International Studies Program and Foreign Language and Area Studies Fellowship Program | 191,414 | - |
| Education, Department of | Direct | | P015B180107 | 84.015 | National Resource Centers Program for Foreign Language and Area Studies or Foreign Language and International Studies Program and Foreign Language and Area Studies Fellowship Program | 312,332 | - |
| Education, Department of | Direct | | P015B180108 | 84.015 | National Resource Centers Program for Foreign Language and Area Studies or Foreign Language and International Studies Program and Foreign Language and Area Studies Fellowship Program | 280,250 | - |
| Education, Department of | Direct | | P015B180110 | 84.015 | National Resource Centers Program for Foreign Language and Area Studies or Foreign Language and International Studies Program and Foreign Language and Area Studies Fellowship Program | 332,800 | - |
| Education, Department of | Direct | | P015B180114 | 84.015 | National Resource Centers Program for Foreign Language and Area Studies or Foreign Language and International Studies Program and Foreign Language and Area Studies Fellowship Program | 308,439 | - |
| Education, Department of | Direct | | P022A150008 | 84.022 | Overseas Programs - Doctoral Dissertation Research Abroad | \$ 2,951,897 | \$ 5,436 |
| Education, Department of | Direct | | P022A160004 | 84.022 | Overseas Programs - Doctoral Dissertation Research Abroad | (139) | - |
| Education, Department of | Direct | | P022A170002 | 84.022 | Overseas Programs - Doctoral Dissertation Research Abroad | (8,913) | - |
| Education, Department of | Direct | | P022A180037 | 84.022 | Overseas Programs - Doctoral Dissertation Research Abroad | (1,912) | - |
| Education, Department of | Direct | | P200A150164 | 84.200 | Graduate Assistance in Areas of National Need | 41,718 | - |
| Education, Department of | Direct | | P200A150170 | 84.200 | Graduate Assistance in Areas of National Need | \$ 30,754 | \$ - |
| Education, Department of | Direct | | U215J180081-19 | 84.215 | Innovative Approaches to Literacy, Full-service Community Schools; and Promise Neighborhoods | (42,029) | - |
| Education, Department of | Direct | | R305A120811 | 84.305 | Education Research, Development and Dissemination | 183,425 | - |
| Education, Department of | Direct | | R305A140059 | 84.305 | Education Research, Development and Dissemination | \$ 141,396 | \$ - |
| Education, Department of | Direct | | R305A140363 | 84.305 | Education Research, Development and Dissemination | 173,037 | 78,338.00 |
| Education, Department of | Direct | | R305A140647 | 84.305 | Education Research, Development and Dissemination | 83,397 | 56,249 |
| Education, Department of | Direct | | R305A150163 | 84.305 | Education Research, Development and Dissemination | 41,675 | 41,675 |
| Education, Department of | Direct | | R305A170489 | 84.305 | Education Research, Development and Dissemination | (16,627) | - |
| Education, Department of | Direct | | R305B150012-19 | 84.305 | Education Research, Development and Dissemination | 235,756 | 117,879 |
| Education, Department of | Direct | | R305B170015-19 | 84.305 | Education Research, Development and Dissemination | 276,581 | - |
| Education, Department of | Direct | | R305H140028 | 84.305 | Education Research, Development and Dissemination | 733,127 | - |
| Education, Department of | Pass-Through | MDRC | R305N160018 | 84.305 | Education Research, Development and Dissemination | 87,342 | - |
| Education, Department of | Pass-Through | Miami University | G02732 | 84.305 | Education Research, Development and Dissemination | 331,859 | 171,285 |
| Education, Department of | Pass-Through | New York University | F0255-04 | 84.305 | Education Research, Development and Dissemination | 39,879 | - |
| Education, Department of | Pass-Through | New York University | F7627-01 | 84.305 | Education Research, Development and Dissemination | 229,451 | - |
| Education, Department of | Pass-Through | Northwestern University | SP0034839-PROJ0009317 | 84.305 | Education Research, Development and Dissemination | 1,426 | - |
| Education, Department of | Pass-Through | Society for Research on Educational Effectiveness (SREE) | Consultancy Agreement | 84.305 | Education Research, Development and Dissemination | 82,273 | - |
| Education, Department of | Pass-Through | University of Minnesota | P005236601 | 84.305 | Education Research, Development and Dissemination | 9,076 | - |
| Education, Department of | Direct | | R324A150023 | 84.324 | Research in Special Education | 24,964 | - |
| Education, Department of | Direct | | R324B180003 | 84.324 | Research in Special Education | 825 | - |
| Education, Department of | Direct | | R324U180001 | 84.324 | Research in Special Education | \$ 2,334,041 | \$ 465,426 |
| Education, Department of | Direct | | H325D160032 | 84.325 | Special Education - Personnel Development to Improve Services and Results for Children with Disabilities | \$ 418,517 | \$ 188,588.00 |
| Education, Department of | Pass-Through | Michigan, State of, Department of Talent and Economic Development | 16-00-11 | 84.334 | Gaining Early Awareness and Readiness for Undergraduate Programs | 226,958 | - |
| Education, Department of | Pass-Through | Michigan, State of, Department of Talent and Economic Development | 16-00-13 | 84.334 | Gaining Early Awareness and Readiness for Undergraduate Programs | 80,481 | 9,206.00 |
| Education, Department of | Pass-Through | Michigan, State of, Department of Talent and Economic Development | 16-00-18 | 84.334 | Gaining Early Awareness and Readiness for Undergraduate Programs | \$ 725,956 | \$ 197,794 |
| Education, Department of | Pass-Through | Michigan, State of, Department of Talent and Economic Development | 16-00-19 | 84.334 | Gaining Early Awareness and Readiness for Undergraduate Programs | 312,600 | - |
| Education, Department of | Pass-Through | Michigan, State of, Department of Talent and Economic Development | 18-00-13 | 84.334 | Gaining Early Awareness and Readiness for Undergraduate Programs | 6,657 | - |
| Education, Department of | Pass-Through | Michigan, State of, Department of Talent and Economic Development | 18-00-17 | 84.334 | Gaining Early Awareness and Readiness for Undergraduate Programs | (2,682) | - |
| Education, Department of | Pass-Through | Michigan, State of, Department of Talent and Economic Development | P334S110025-17 | 84.334 | Gaining Early Awareness and Readiness for Undergraduate Programs | 27,917 | - |
| Education, Department of | Pass-Through | Michigan, State of, Department of Talent and Economic Development | | | Gaining Early Awareness and Readiness for Undergraduate Programs | 6,605 | - |
| Education, Department of | Pass-Through | Michigan, State of, Department of Talent and Economic Development | | | Gaining Early Awareness and Readiness for Undergraduate Programs | 81,836 | - |
| Education, Department of | Pass-Through | Michigan, State of, Department of Talent and Economic Development | | | Gaining Early Awareness and Readiness for Undergraduate Programs | 20,890 | - |

University of Michigan
Schedule of Expenditures of Federal Awards
For the Year Ended June 30, 2019

| Cluster Title/Federal Grantor/Program | Type | Pass-Through Grantor | Award Identifier | CFDA Number | CFDA Program Title | Federal Expenditures | Pass-Through |
|--|--------------|--|--------------------------------|-------------|--|----------------------|--------------|
| Education, Department of | Pass-Through | Michigan, State of, Strategic Fund | 10-00-12 | 84.334 | Gaining Early Awareness and Readiness for Undergraduate Programs | 15,915 | - |
| Education, Department of | Pass-Through | Michigan, State of, Strategic Fund | 16-00-12 | 84.334 | Gaining Early Awareness and Readiness for Undergraduate Programs | (5,085) | - |
| Education, Department of | Pass-Through | Michigan, State of, Department of Talent and Economic Development | 16-00-11 | 84.344 | TRIO_Dissemination Partnership Grants | \$ 195,549 | \$ - |
| Education, Department of | Pass-Through | Tennessee, State of | 0000024026 / 33105-04117 / 515 | 84.372 | Statewide Longitudinal Data Systems | \$ 41 | \$ - |
| | | Total Education, Department of | | | | \$ 119,326 | \$ - |
| | | | | | | \$ 7,732,136 | \$ 668,656 |
| Health and Human Services, Department of | Direct | | 14IPA1405517 | 93.RD | | \$ (30) | \$ - |
| Health and Human Services, Department of | Direct | | 16IPA1604636 Mod2 | 93.RD | | 29,769 | - |
| Health and Human Services, Department of | Direct | | 18IPA1806125 | 93.RD | | 6,482 | - |
| Health and Human Services, Department of | Direct | | 18IPA1816749 | 93.RD | | 19,122 | - |
| Health and Human Services, Department of | Direct | | 19IPA1911955 | 93.RD | | 5,103 | - |
| Health and Human Services, Department of | Direct | | 200-2010-33976 | 93.RD | | 6,741,740 | - |
| Health and Human Services, Department of | Direct | | 200-2017-95888 | 93.RD | | 169,405 | - |
| Health and Human Services, Department of | Direct | | 2019-05-HP-NEW | 93.RD | | 11,812 | - |
| Health and Human Services, Department of | Direct | | 75FCMC18D0041 | 93.RD | | 2,680,106 | - |
| Health and Human Services, Department of | Direct | | 75N95019C00017 | 93.RD | | 88,382 | - |
| Health and Human Services, Department of | Direct | | 75N95019C00017 | 93.RD | | 73,901 | - |
| Health and Human Services, Department of | Direct | | HHSF223201510146C | 93.RD | | 482,720 | - |
| Health and Human Services, Department of | Direct | | HHSF223201510157C | 93.RD | | 291,677 | 133,812 |
| Health and Human Services, Department of | Direct | | HHSF223201510170C | 93.RD | | 243,236 | - |
| Health and Human Services, Department of | Direct | | HHSF223201810187C | 93.RD | | 134,311 | - |
| Health and Human Services, Department of | Direct | | HHSN268201100026C | 93.RD | | 588,344 | 85,686 |
| Health and Human Services, Department of | Direct | | HHSN268201600006I | 93.RD | | 296,011 | - |
| Health and Human Services, Department of | Direct | | HHSN268201700004C | 93.RD | | 786,858 | - |
| Health and Human Services, Department of | Direct | | HHSN268201800002I | 93.RD | | 4,946,271 | 493,318 |
| Health and Human Services, Department of | Direct | | HHSN271201400033C | 93.RD | | 649,695 | - |
| Health and Human Services, Department of | Direct | | HHSN272201600049C | 93.RD | | 2,839,621 | - |
| Health and Human Services, Department of | Direct | | HHSN276201400001C | 93.RD | | 1,776,658 | 426,101 |
| Health and Human Services, Department of | Direct | | HHSP233201800021C-CLIN 1 | 93.RD | | 303,509 | - |
| Health and Human Services, Department of | Direct | | HHSP233201800021C-CLIN 6 | 93.RD | | 15,594 | - |
| Health and Human Services, Department of | Pass-Through | Abt Associates, Inc. | 49104 | 93.RD | | 23,107 | - |
| Health and Human Services, Department of | Pass-Through | Abt Associates, Inc. | 44098 / AG-3198-C-14-0017 | 93.RD | | 13,706 | - |
| Health and Human Services, Department of | Pass-Through | Alaska, State of | 0617-130 | 93.RD | | 1,055 | - |
| Health and Human Services, Department of | Pass-Through | Albany College of Pharmacy | 2016-728-1 | 93.RD | | 15,134 | - |
| Health and Human Services, Department of | Pass-Through | American Indian Health and Family Services of SE Michigan, Inc (AIHFS) | RA Eff.07/31/19 | 93.RD | | 4,488 | - |
| Health and Human Services, Department of | Pass-Through | American Indian Health and Family Services of SE Michigan, Inc (AIHFS) | Research Agreement | 93.RD | | 2,746 | - |
| Health and Human Services, Department of | Pass-Through | Arbor Research Collaborative For Health | 75FCMC18D0016/Task 75FCMC19F00 | 93.RD | | 93,810 | - |
| Health and Human Services, Department of | Pass-Through | Arbor Research Collaborative For Health | HHSM-500_T0003 | 93.RD | | 164,777 | - |
| Health and Human Services, Department of | Pass-Through | Arbor Research Collaborative For Health | HHSM-500-2014-0029ITask HHSM-5 | 93.RD | | 396 | - |
| Health and Human Services, Department of | Pass-Through | Arbor Research Collaborative For Health | HHSM-500-T003 | 93.RD | | 327,783 | - |
| Health and Human Services, Department of | Pass-Through | ArchieMD, Inc. | Agreement | 93.RD | | (300) | - |
| Health and Human Services, Department of | Pass-Through | Association of University Centers on Disabilities | AUCD | 93.RD | | 2,957 | - |
| Health and Human Services, Department of | Pass-Through | ATGC, Inc | Subcontract | 93.RD | | 157,226 | - |
| Health and Human Services, Department of | Pass-Through | Biocrede, Inc | Research Agreement | 93.RD | | (4,144) | - |
| Health and Human Services, Department of | Pass-Through | BlueWillow Biologics, Inc. | 17030-276 Study A NBRA | 93.RD | | 13 | - |
| Health and Human Services, Department of | Pass-Through | BlueWillow Biologics, Inc. | Roundtable Research | 93.RD | | 29 | - |
| Health and Human Services, Department of | Pass-Through | BlueWillow Biologics, Inc. | Roundtable Research Agreemen | 93.RD | | 26 | - |
| Health and Human Services, Department of | Pass-Through | Case Western Reserve University | RES513359 | 93.RD | | 68,944 | - |
| Health and Human Services, Department of | Pass-Through | Catholic Social Services | Agreement | 93.RD | | 20,469 | - |
| Health and Human Services, Department of | Pass-Through | Catholic Social Services | Subcontracting Request | 93.RD | | 35,847 | - |
| Health and Human Services, Department of | Pass-Through | Center for Policy Research (CPR) | Second Tier Subaward Agreement | 93.RD | | 10,659 | - |
| Health and Human Services, Department of | Pass-Through | Chaperone Therapeutics, Inc | Roundtable Research Agreement | 93.RD | | 746 | - |
| Health and Human Services, Department of | Pass-Through | Cleveland Clinic Foundation | 953-SUB | 93.RD | | 114,099 | - |
| Health and Human Services, Department of | Pass-Through | COPD Foundation, Inc | FDP CR Sub agreement | 93.RD | | 108,010 | - |
| Health and Human Services, Department of | Pass-Through | Duke University | 203-8171 | 93.RD | | 11,255 | - |
| Health and Human Services, Department of | Pass-Through | Duke University | 203-8327 | 93.RD | | 986 | - |
| Health and Human Services, Department of | Pass-Through | Duke University | A030563 | 93.RD | | 11,597 | - |
| Health and Human Services, Department of | Pass-Through | Duke University | A030692 | 93.RD | | 4,746 | - |
| Health and Human Services, Department of | Pass-Through | Echelon Biosciences, Inc (EBI) | 13-PAF05069 | 93.RD | | 22,869 | - |
| Health and Human Services, Department of | Pass-Through | Exo Dynamics, LLC | Roundtable Research Agreement | 93.RD | | 17,915 | - |
| Health and Human Services, Department of | Pass-Through | Flint, City of | Research Agreement | 93.RD | | 112,395 | - |
| Health and Human Services, Department of | Pass-Through | GreenMark Biomedical Inc. | Research Agreement | 93.RD | | 65,442 | - |
| Health and Human Services, Department of | Pass-Through | Health Research and Educational Trust | 80772 | 93.RD | | 179,833 | - |
| Health and Human Services, Department of | Pass-Through | Health Research and Educational Trust | 80776 | 93.RD | | 16,187 | - |
| Health and Human Services, Department of | Pass-Through | Health Research and Educational Trust | 87707 | 93.RD | | 178,723 | - |
| Health and Human Services, Department of | Pass-Through | Health Research and Educational Trust | 87713 | 93.RD | | 43,508 | - |
| Health and Human Services, Department of | Pass-Through | Hennepin Healthcare Research Institute (HHRI) | HHSH250201500009C | 93.RD | | 33,339 | - |
| Health and Human Services, Department of | Pass-Through | Hennepin Healthcare Research Institute (HHRI) | HHSH250201500009C | 93.RD | | 9,718 | - |
| Health and Human Services, Department of | Pass-Through | Indiana University | IN4684929UM | 93.RD | | 45,745 | - |
| Health and Human Services, Department of | Pass-Through | Innovative Bio Therapies (IBT) | Project Specif Addendum | 93.RD | | 15,954 | - |
| Health and Human Services, Department of | Pass-Through | Innovative Bio Therapies (IBT) | Project Specific Addendum to M | 93.RD | | 18,898 | - |
| Health and Human Services, Department of | Pass-Through | Invenio Imaging, Inc. | Research Agreement | 93.RD | | (15,514) | - |
| Health and Human Services, Department of | Pass-Through | Joslin Diabetes Center | 19-880-10 | 93.RD | | 18,003 | - |

University of Michigan
Schedule of Expenditures of Federal Awards
For the Year Ended June 30, 2019

| Cluster Title/Federal Grantor/Program | Type | Pass-Through Grantor | Award Identifier | CFDA Number | CFDA Program Title | Federal Expenditures | Pass-Through |
|--|--------------|--|--------------------------------|-------------|--------------------|----------------------|--------------|
| Health and Human Services, Department of | Pass-Through | Kaiser Permanente Northern California | 209443-01 | 93.RD | | 173,186 | - |
| Health and Human Services, Department of | Pass-Through | Kaiser Permanente Research Foundation Institute | RNG209451-DFCI-01 Contract IHR | 93.RD | | 14,808 | - |
| Health and Human Services, Department of | Pass-Through | Leidos Biomedical Research, Inc. | 15X118 | 93.RD | | 128,359 | - |
| Health and Human Services, Department of | Pass-Through | Leidos Biomedical Research, Inc. | 19X025Q/Task HHSN261000062 | 93.RD | | 20,338 | - |
| Health and Human Services, Department of | Pass-Through | Lewin Group | 01.05645.010 | 93.RD | | 1,099,774 | - |
| Health and Human Services, Department of | Pass-Through | Materna Medical, Inc. | 096987 | 93.RD | | 49,433 | - |
| Health and Human Services, Department of | Pass-Through | MDI Therapeutics | 17R43AR074318701 | 93.RD | | 44,978 | - |
| Health and Human Services, Department of | Pass-Through | Medical College of Wisconsin | PO1764520 HHSN26100006 | 93.RD | | 118,081 | - |
| Health and Human Services, Department of | Pass-Through | Michigan Critical Care Consultants, Inc. (dba MC3, Inc.) | SBIR 1 - Small Business Innova | 93.RD | | (2,304) | - |
| Health and Human Services, Department of | Pass-Through | Michigan Primary Care Association | Agreement | 93.RD | | 178,366 | - |
| Health and Human Services, Department of | Pass-Through | Michigan Primary Care Association | Agreement | 93.RD | | 89,133 | - |
| Health and Human Services, Department of | Pass-Through | Michigan Primary Care Association | Agreement | 93.RD | | 52,149 | - |
| Health and Human Services, Department of | Pass-Through | Michigan Primary Care Association | Agreement | 93.RD | | 44,660 | - |
| Health and Human Services, Department of | Pass-Through | Michigan Primary Care Association | Agreement | 93.RD | | 40,265 | - |
| Health and Human Services, Department of | Pass-Through | Michigan Primary Care Association | Agreement | 93.RD | | 31,824 | - |
| Health and Human Services, Department of | Pass-Through | Michigan Primary Care Association | Agreement | 93.RD | | 29,898 | - |
| Health and Human Services, Department of | Pass-Through | Michigan Primary Care Association | Agreement | 93.RD | | 17,279 | - |
| Health and Human Services, Department of | Pass-Through | Michigan Primary Care Association | Agreement | 93.RD | | 15,991 | - |
| Health and Human Services, Department of | Pass-Through | Michigan Primary Care Association | Check | 93.RD | | 441 | - |
| Health and Human Services, Department of | Pass-Through | Michigan Primary Care Association | Grant Agreement | 93.RD | | 483,307 | - |
| Health and Human Services, Department of | Pass-Through | Michigan Primary Care Association | Grant Agreement | 93.RD | | 148,205 | - |
| Health and Human Services, Department of | Pass-Through | Michigan Primary Care Association | Grant Agreement | 93.RD | | 139,682 | - |
| Health and Human Services, Department of | Pass-Through | Michigan Primary Care Association | Grant Agreement | 93.RD | | 134,453 | - |
| Health and Human Services, Department of | Pass-Through | Michigan Primary Care Association | Grant Agreement | 93.RD | | 106,422 | - |
| Health and Human Services, Department of | Pass-Through | Michigan Primary Care Association | Grant Agreement | 93.RD | | 104,469 | - |
| Health and Human Services, Department of | Pass-Through | Michigan Primary Care Association | Grant Agreement | 93.RD | | 103,448 | - |
| Health and Human Services, Department of | Pass-Through | Michigan Primary Care Association | Grant Agreement | 93.RD | | 99,972 | - |
| Health and Human Services, Department of | Pass-Through | Michigan Primary Care Association | RAHS Beecher HS | 93.RD | | 50 | - |
| Health and Human Services, Department of | Pass-Through | Michigan Public Health Institute | 20180228-00 | 93.RD | | 1,717 | - |
| Health and Human Services, Department of | Pass-Through | Michigan Public Health Institute | A-32028-115-504200 | 93.RD | | 16,589 | - |
| Health and Human Services, Department of | Pass-Through | Michigan Public Health Institute | G-30327-115-504200 | 93.RD | | 19,005 | - |
| Health and Human Services, Department of | Pass-Through | Michigan Public Health Institute | Q-30212-115-504200 | 93.RD | | 30,458 | - |
| Health and Human Services, Department of | Pass-Through | Michigan Public Health Institute | Q-30335-115-504200 | 93.RD | | 5,767 | - |
| Health and Human Services, Department of | Pass-Through | Michigan State University | RC109445 UM | 93.RD | | 12,574 | - |
| Health and Human Services, Department of | Pass-Through | Michigan, State of, Health and Human Services, Department of | E20180568-001 | 93.RD | | 281,320 | - |
| Health and Human Services, Department of | Pass-Through | Michigan, State of, Health and Human Services, Department of | E20180569-001 | 93.RD | | 133,662 | - |
| Health and Human Services, Department of | Pass-Through | Michigan, State of, Health and Human Services, Department of | E20180672-001 | 93.RD | | 159,614 | - |
| Health and Human Services, Department of | Pass-Through | Michigan, State of, Health and Human Services, Department of | E20182766-00 | 93.RD | | 9,385 | - |
| Health and Human Services, Department of | Pass-Through | Michigan, State of, Health and Human Services, Department of | E20183028-00 | 93.RD | | 130,869 | - |
| Health and Human Services, Department of | Pass-Through | Muse Technologies | ddd 6/1/08 K# 2R42PR22942-02 | 93.RD | | (24,573) | - |
| Health and Human Services, Department of | Pass-Through | New England Research Institute | PROCUREMENT SERVICES AGREEM | 93.RD | | 75,220 | - |
| Health and Human Services, Department of | Pass-Through | New England Research Institute | Procurement Services Agreement | 93.RD | | 46,040 | - |
| Health and Human Services, Department of | Pass-Through | New England Research Institute | PROCUREMENT SERVICES AGREEM | 93.RD | | 38,301 | - |
| Health and Human Services, Department of | Pass-Through | New England Research Institute | Procurement Services Agreement | 93.RD | | 24,534 | - |
| Health and Human Services, Department of | Pass-Through | New England Research Institute | Services Agreement | 93.RD | | 50,552 | - |
| Health and Human Services, Department of | Pass-Through | North Dakota Farm Bureau Foundation | Letter dtd 10/31/08 | 93.RD | | 453 | - |
| Health and Human Services, Department of | Pass-Through | Northeastern University | 500559-78051 | 93.RD | | 112,867 | - |
| Health and Human Services, Department of | Pass-Through | Northwell Health | 500678 UMICH | 93.RD | | 130,820 | - |
| Health and Human Services, Department of | Pass-Through | Northwell Health | 500678 UMICH | 93.RD | | (3,836) | - |
| Health and Human Services, Department of | Pass-Through | Northwestern University | SP0033779 60044358 UM | 93.RD | | 6,318 | - |
| Health and Human Services, Department of | Pass-Through | Northwestern University | SP0050142-PROJ0014044 | 93.RD | | 12,866 | - |
| Health and Human Services, Department of | Pass-Through | NOTA Laboratories LLC | Roundtable Research Agmt | 93.RD | | 18,978 | - |
| Health and Human Services, Department of | Pass-Through | Opsidio, LLC | Research Agreement | 93.RD | | 55,800 | - |
| Health and Human Services, Department of | Pass-Through | PreDxion Bio, Inc. | Research Agreement | 93.RD | | 22,365 | - |
| Health and Human Services, Department of | Pass-Through | Prentke Romich Company | STTR research agreement | 93.RD | | 13,900 | - |
| Health and Human Services, Department of | Pass-Through | Research Triangle Institute (RTI) | 21-312-0214643-65091L | 93.RD | | 184,832 | 79,352 |
| Health and Human Services, Department of | Pass-Through | Rush University Medical Center | 17061501-Sub02 | 93.RD | | 29,116 | - |
| Health and Human Services, Department of | Pass-Through | Scripps Research Institute, The | 5-27048 | 93.RD | | 28,520 | - |
| Health and Human Services, Department of | Pass-Through | Social & Scientific Systems, Inc. | PHR-SSS-S-17-005257 | 93.RD | | 18,424 | - |
| Health and Human Services, Department of | Pass-Through | Sonetics Ultrasound, Inc. | 1U01EB020587-01 | 93.RD | | 81,320 | - |
| Health and Human Services, Department of | Pass-Through | St. Jude Children's Research Hospital | 112092030-7698282 | 93.RD | | 28,518 | 24,285 |
| Health and Human Services, Department of | Pass-Through | St. Jude Children's Research Hospital | 112092060 7875929 | 93.RD | | 201 | - |
| Health and Human Services, Department of | Pass-Through | St. Jude Children's Research Hospital | 112103011-7790714 | 93.RD | | 100,519 | - |
| Health and Human Services, Department of | Pass-Through | St. Jude Children's Research Hospital | 112103021-7850387 | 93.RD | | 103,413 | - |
| Health and Human Services, Department of | Pass-Through | St. Jude Children's Research Hospital | 112104020-7793820 | 93.RD | | 196,098 | 124,606 |
| Health and Human Services, Department of | Pass-Through | St. Jude Children's Research Hospital | 112104030-7848353 | 93.RD | | 386,777 | 225,555 |
| Health and Human Services, Department of | Pass-Through | St. Jude Children's Research Hospital | 112107010-7853514 | 93.RD | | 101,344 | - |
| Health and Human Services, Department of | Pass-Through | St. Jude Children's Research Hospital | 112107015-7854642 | 93.RD | | 55,141 | - |
| Health and Human Services, Department of | Pass-Through | St. Jude Children's Research Hospital | 744880/112104031 | 93.RD | | 41,564 | - |
| Health and Human Services, Department of | Pass-Through | State University of New York (SUNY) | 18-25 | 93.RD | | 55,551 | - |
| Health and Human Services, Department of | Pass-Through | State University of New York (SUNY) | R1148996 | 93.RD | | 7,525 | - |
| Health and Human Services, Department of | Pass-Through | State University of New York at Buffalo | R1097484 | 93.RD | | 2,953 | - |
| Health and Human Services, Department of | Pass-Through | Tensive Controls, Inc. | Research Subaward | 93.RD | | 148,205 | - |
| Health and Human Services, Department of | Pass-Through | The University of Texas MD Anderson Cancer Center | 00001338 | 93.RD | | 2,272 | - |
| Health and Human Services, Department of | Pass-Through | Therapeutics System Research Lab, Inc. (TSRL, Inc.) | 20161107 | 93.RD | | (24,493) | - |
| Health and Human Services, Department of | Pass-Through | Therapeutics System Research Lab, Inc. (TSRL, Inc.) | Subcontract 2018-7655 | 93.RD | | 19,502 | - |

University of Michigan
Schedule of Expenditures of Federal Awards
For the Year Ended June 30, 2019

| Cluster Title/Federal Grantor/Program | Type | Pass-Through Grantor | Award Identifier | CFDA Number | CFDA Program Title | Federal Expenditures | Pass-Through |
|--|--------------|--|--------------------------------|-------------|---|----------------------|---------------------|
| Health and Human Services, Department of | Pass-Through | Tufts Medical Center | 5015500-SERV | 93.RD | | 51,911 | - |
| Health and Human Services, Department of | Pass-Through | United Automobile Workers | Program Evaluation Agreement | 93.RD | | 127,266 | - |
| Health and Human Services, Department of | Pass-Through | University of California-Santa Cruz | A18-0757-S004-P0688537 | 93.RD | | 149,938 | - |
| Health and Human Services, Department of | Pass-Through | University of Ghana School of Medicine and Dentistry | 9U54DK116913-06 | 93.RD | | 75,145 | - |
| Health and Human Services, Department of | Pass-Through | University of Minnesota | N006662505 | 93.RD | | 53,794 | - |
| Health and Human Services, Department of | Pass-Through | University of Rochester | 417170 | 93.RD | | 9,341 | - |
| Health and Human Services, Department of | Pass-Through | University of Rochester | 417406G / UR FAO GR510834 | 93.RD | | 27,690 | - |
| Health and Human Services, Department of | Pass-Through | University of Southern California | 78650327 | 93.RD | | 25,557 | - |
| Health and Human Services, Department of | Pass-Through | University of Southern California | 102639403 | 93.RD | | 143,305 | - |
| Health and Human Services, Department of | Pass-Through | VLP Biotech, Inc | NAID #1R41AI122594-02 | 93.RD | | 6,367 | - |
| | | | | | | <u>\$ 32,219,327</u> | <u>\$ 1,592,715</u> |
| Health and Human Services, Department of | Direct | | 5 D85 HP30827-03-00 | 93.059 | Training in General, Pediatric, and Public Health Dentistry | \$ 133,977 | - |
| Health and Human Services, Department of | Direct | | 5 R01 TS000289-02-00 | 93.061 | Innovations in Applied Public Health Research | \$ 427,168 | - |
| Health and Human Services, Department of | Pass-Through | Michigan Primary Care Association | Award Letter dtd 23Mar18 | 93.070 | Environmental Public Health and Emergency Response Hospital Preparedness Program (HPP) and Public Health Emergency Preparedness (PHEP) Aligned Cooperative Agreements | \$ 927 | - |
| Health and Human Services, Department of | Pass-Through | Michigan, State of, Health and Human Services, Department of | E20171181-002 | 93.074 | Hospital Preparedness Program (HPP) and Public Health Emergency Preparedness (PHEP) Aligned Cooperative Agreements | \$ (1,202) | - |
| Health and Human Services, Department of | Pass-Through | Michigan, State of, Health and Human Services, Department of | E20182710-00 | 93.074 | Hospital Preparedness Program (HPP) and Public Health Emergency Preparedness (PHEP) Aligned Cooperative Agreements | 19,894 | - |
| Health and Human Services, Department of | Pass-Through | Michigan, State of, Health and Human Services, Department of | E20192737-00/Proj. BK | 93.074 | Hospital Preparedness Program (HPP) and Public Health Emergency Preparedness (PHEP) Aligned Cooperative Agreements | 91,824 | - |
| | | | | | | <u>\$ 110,516</u> | <u>\$ -</u> |
| Health and Human Services, Department of | Direct | | 5 U54CA229974 02 | 93.077 | Family Smoking Prevention and Tobacco Control Act Regulatory Research | \$ 1,403,347 | \$ 319,049 |
| Health and Human Services, Department of | Pass-Through | Georgetown University | GR410103 | 93.077 | Family Smoking Prevention and Tobacco Control Act Regulatory Research | 10,141 | - |
| | | | | | | <u>\$ 1,413,488</u> | <u>\$ 319,049</u> |
| Health and Human Services, Department of | Pass-Through | Hemophilia Foundation of Michigan | CDC 18-19-446 | 93.080 | Blood Disorder Program: Prevention, Surveillance, and Research | \$ 9,497 | \$ - |
| Health and Human Services, Department of | Pass-Through | Hemophilia Foundation of Michigan | CDC-17-18-446 | 93.080 | Blood Disorder Program: Prevention, Surveillance, and Research | 22,013 | - |
| | | | | | | <u>\$ 31,510</u> | <u>\$ -</u> |
| Health and Human Services, Department of | Direct | | 3 U01IP000974-02S1 | 93.083 | Prevention of Disease, Disability, and Death through Immunization and Control of Respiratory and Related Diseases | \$ (6,826) | \$ - |
| Health and Human Services, Department of | Direct | | 5 U01 IP000965-03 | 93.083 | Prevention of Disease, Disability, and Death through Immunization and Control of Respiratory and Related Diseases | 181,236 | - |
| Health and Human Services, Department of | Direct | | 5 U01 IP000974-04-00 | 93.083 | Prevention of Disease, Disability, and Death through Immunization and Control of Respiratory and Related Diseases | 739,411 | 208,494 |
| | | | | | | <u>\$ 913,821</u> | <u>\$ 208,494</u> |
| Health and Human Services, Department of | Pass-Through | Rush University Medical Center | 15122902-Sub01 | 93.084 | Prevention of Disease, Disability, and Death by Infectious Diseases | \$ 214,491 | \$ - |
| Health and Human Services, Department of | Pass-Through | Rush University Medical Center | Hayden_CPIEI_CORE Subaward Ag | 93.084 | Prevention of Disease, Disability, and Death by Infectious Diseases | 58,041 | - |
| | | | | | | <u>\$ 272,532</u> | <u>\$ -</u> |
| Health and Human Services, Department of | Direct | | 90PR0009-01-01 | 93.086 | Healthy Marriage Promotion and Responsible Fatherhood Grants | \$ 26,605 | \$ - |
| Health and Human Services, Department of | Pass-Through | Temple University | Second Tier Subaward Agreement | 93.086 | Healthy Marriage Promotion and Responsible Fatherhood Grants | 773 | - |
| | | | | | | <u>\$ 27,378</u> | <u>\$ -</u> |
| Health and Human Services, Department of | Direct | | 5 R01 FD005085-04 | 93.103 | Food and Drug Administration Research | \$ 270,072 | \$ 77,262 |
| Health and Human Services, Department of | Direct | | 5 R01 FD005393-02 | 93.103 | Food and Drug Administration Research | 300,976 | - |
| Health and Human Services, Department of | Direct | | 5 U01 FD005847-02 | 93.103 | Food and Drug Administration Research | 234,429 | - |
| Health and Human Services, Department of | Pass-Through | Cincinnati Children's Hospital Medical Center (CCHMC) | PO 3100482392/134248 | 93.103 | Food and Drug Administration Research | 8,738 | - |
| | | | | | | <u>\$ 814,215</u> | <u>\$ 77,262</u> |
| Health and Human Services, Department of | Direct | | 5 T20 MC07463-13-00 | 93.110 | Maternal and Child Health Federal Consolidated Programs | \$ 13,377 | \$ 403 |
| Health and Human Services, Department of | Direct | | 5 T77 MC31740-02-00 | 93.110 | Maternal and Child Health Federal Consolidated Programs | 176,106 | 3,930 |
| Health and Human Services, Department of | Direct | | 5H98MC30374-03-00 | 93.110 | Maternal and Child Health Federal Consolidated Programs | 282,674 | - |
| Health and Human Services, Department of | Pass-Through | Hemophilia Foundation of Michigan | 2017-2018- MCHB Grant Award | 93.110 | Maternal and Child Health Federal Consolidated Programs | (564) | - |
| Health and Human Services, Department of | Pass-Through | Hemophilia Foundation of Michigan | H30MC24047-07-00/MCHB 446 18-1 | 93.110 | Maternal and Child Health Federal Consolidated Programs | 26,186 | - |
| Health and Human Services, Department of | Pass-Through | Michigan Public Health Institute | Z-38839-115-504200 | 93.110 | Maternal and Child Health Federal Consolidated Programs | 11,024 | - |
| Health and Human Services, Department of | Pass-Through | Michigan, State of, Health and Human Services, Department of | E20182445-00 | 93.110 | Maternal and Child Health Federal Consolidated Programs | 11,646 | - |
| Health and Human Services, Department of | Pass-Through | Michigan, State of, Health and Human Services, Department of | E20192404-00 | 93.110 | Maternal and Child Health Federal Consolidated Programs | 19,308 | - |
| Health and Human Services, Department of | Pass-Through | Michigan, State of, Health and Human Services, Department of | E20193002-00/Proj. BX | 93.110 | Maternal and Child Health Federal Consolidated Programs | 89,304 | - |
| Health and Human Services, Department of | Pass-Through | Wayne State University | WSU16147 | 93.110 | Maternal and Child Health Federal Consolidated Programs | (2,514) | - |
| Health and Human Services, Department of | Pass-Through | Wayne State University | WSU17100 | 93.110 | Maternal and Child Health Federal Consolidated Programs | (1,406) | - |
| Health and Human Services, Department of | Pass-Through | Wayne State University | WSU17103 | 93.110 | Maternal and Child Health Federal Consolidated Programs | 4,270 | - |
| Health and Human Services, Department of | Pass-Through | Wayne State University | WSU19008 | 93.110 | Maternal and Child Health Federal Consolidated Programs | 15,074 | - |
| Health and Human Services, Department of | Pass-Through | Wayne State University | WSU19009 | 93.110 | Maternal and Child Health Federal Consolidated Programs | 21,913 | - |
| Health and Human Services, Department of | Pass-Through | Wayne State University | WSU19037 | 93.110 | Maternal and Child Health Federal Consolidated Programs | 36,068 | - |
| | | | | | | <u>\$ 702,466</u> | <u>\$ 4,333</u> |
| Health and Human Services, Department of | Direct | | 1 R21 ES026306-02 | 93.113 | Environmental Health | \$ 99,128 | \$ - |

University of Michigan
Schedule of Expenditures of Federal Awards
For the Year Ended June 30, 2019

| Cluster Title/Federal Grantor/Program | Type | Pass-Through Grantor | Award Identifier | CFDA Number | CFDA Program Title | Federal Expenditures | Pass-Through |
|--|--------------|---------------------------------|---------------------|-------------|--------------------------------------|----------------------|--------------|
| Health and Human Services, Department of | Direct | | 1 R21 ES029751-02 | 93.113 | Environmental Health | 130,571 | - |
| Health and Human Services, Department of | Direct | | 4 R00 ES026198-03 | 93.113 | Environmental Health | 34,443 | - |
| Health and Human Services, Department of | Direct | | 4 R01 ES021465-05 | 93.113 | Environmental Health | 482,093 | - |
| Health and Human Services, Department of | Direct | | 5 F32 ES026477-03 | 93.113 | Environmental Health | 63,523 | - |
| Health and Human Services, Department of | Direct | | 5 K01 ES026839-05 | 93.113 | Environmental Health | 135,269 | - |
| Health and Human Services, Department of | Direct | | 5 K23 ES027221-03 | 93.113 | Environmental Health | 197,285 | - |
| Health and Human Services, Department of | Direct | | 5 K99 ES026198-02 | 93.113 | Environmental Health | 103,871 | - |
| Health and Human Services, Department of | Direct | | 5 P01 ES022844-05 | 93.113 | Environmental Health | 348,670 | - |
| Health and Human Services, Department of | Direct | | 5 P30 ES017885-08 | 93.113 | Environmental Health | 1,648,671 | - |
| Health and Human Services, Department of | Direct | | 5 R00 ES024340-05 | 93.113 | Environmental Health | 242,849 | - |
| Health and Human Services, Department of | Direct | | 5 R01 ES012236-15 | 93.113 | Environmental Health | 154,430 | - |
| Health and Human Services, Department of | Direct | | 5 R01 ES022616-05 | 93.113 | Environmental Health | 357,737 | 80,969 |
| Health and Human Services, Department of | Direct | | 5 R01 ES024732-04 | 93.113 | Environmental Health | 289,165 | 10,682 |
| Health and Human Services, Department of | Direct | | 5 R01 ES026578-04 | 93.113 | Environmental Health | 660,321 | - |
| Health and Human Services, Department of | Direct | | 5 R01 ES026964-03 | 93.113 | Environmental Health | 331,904 | - |
| Health and Human Services, Department of | Direct | | 5 R01 ES028694-02 | 93.113 | Environmental Health | 261,024 | 32,755 |
| Health and Human Services, Department of | Direct | | 5 R01 ES028802-02 | 93.113 | Environmental Health | 470,187 | - |
| Health and Human Services, Department of | Direct | | 5 R24 ES028502-03 | 93.113 | Environmental Health | 346,582 | 139,997 |
| Health and Human Services, Department of | Direct | | 5 U01 ES026697-04 | 93.113 | Environmental Health | 492,905 | - |
| Health and Human Services, Department of | Direct | | T32 ES007062 | 93.113 | Environmental Health | 411,514 | - |
| Health and Human Services, Department of | Pass-Through | Bowling Green State University | 10009736-UM05 | 93.113 | Environmental Health | 8,606 | - |
| Health and Human Services, Department of | Pass-Through | Brown University | 00001336 | 93.113 | Environmental Health | 32,217 | - |
| Health and Human Services, Department of | Pass-Through | Case Western Reserve University | RES512047 | 93.113 | Environmental Health | (44,370) | - |
| Health and Human Services, Department of | Pass-Through | Case Western Reserve University | RES512141 | 93.113 | Environmental Health | 289,865 | 47,385 |
| Health and Human Services, Department of | Pass-Through | Case Western Reserve University | RES512634 | 93.113 | Environmental Health | 10,100 | - |
| Health and Human Services, Department of | Pass-Through | Case Western Reserve University | RES513536 | 93.113 | Environmental Health | 144,542 | - |
| Health and Human Services, Department of | Pass-Through | Case Western Reserve University | RES513981 | 93.113 | Environmental Health | 29,837 | - |
| Health and Human Services, Department of | Pass-Through | Colorado State University | G-00695 | 93.113 | Environmental Health | (1) | - |
| Health and Human Services, Department of | Pass-Through | Colorado State University | G-18939-1 | 93.113 | Environmental Health | 16,510 | - |
| Health and Human Services, Department of | Pass-Through | Harvard University | 112147-5072942 | 93.113 | Environmental Health | 45,279 | - |
| Health and Human Services, Department of | Pass-Through | Johns Hopkins University | 2002950119 | 93.113 | Environmental Health | 71,173 | - |
| Health and Human Services, Department of | Pass-Through | Johns Hopkins University | R01ES025531 | 93.113 | Environmental Health | 50,380 | - |
| Health and Human Services, Department of | Pass-Through | Michigan State University | RC103336UM | 93.113 | Environmental Health | 46,551 | - |
| Health and Human Services, Department of | Pass-Through | Northeastern University | 500550-78050 | 93.113 | Environmental Health | (18) | - |
| Health and Human Services, Department of | Pass-Through | Northeastern University | 500610-78050 | 93.113 | Environmental Health | 52,313 | - |
| Health and Human Services, Department of | Pass-Through | University of New Mexico | 3RDG3 | 93.113 | Environmental Health | 4,288 | - |
| Health and Human Services, Department of | Pass-Through | University of New Mexico | 3RDG30 | 93.113 | Environmental Health | 66,215 | - |
| Health and Human Services, Department of | Pass-Through | University of Toronto | Subgrant1 | 93.113 | Environmental Health | 79,383 | - |
| Health and Human Services, Department of | Pass-Through | University of Washington | UWSC10726 | 93.113 | Environmental Health | 13,542 | - |
| | | | | | | \$ 8,178,554 | \$ 311,788 |
| Health and Human Services, Department of | Direct | | 1D33HP316700100 | 93.117 | Preventive Medicine Residency | \$ 296,241 | \$ - |
| Health and Human Services, Department of | Direct | | 5 D33 HP25796-04-00 | 93.117 | Preventive Medicine Residency | (2,248) | - |
| | | | | | | \$ 293,993 | \$ - |
| Health and Human Services, Department of | Direct | | 1 F30 DE028455-01 | 93.121 | Oral Diseases and Disorders Research | \$ 22,544 | \$ - |
| Health and Human Services, Department of | Direct | | 1 F30 DE028465-01 | 93.121 | Oral Diseases and Disorders Research | 60,308 | - |
| Health and Human Services, Department of | Direct | | 1 F31 DE028740-01 | 93.121 | Oral Diseases and Disorders Research | 13,239 | - |
| Health and Human Services, Department of | Direct | | 1 K99 DE026810-02 | 93.121 | Oral Diseases and Disorders Research | 101,944 | - |
| Health and Human Services, Department of | Direct | | 1 R21 DE027765-01A1 | 93.121 | Oral Diseases and Disorders Research | 22,439 | - |
| Health and Human Services, Department of | Direct | | 1 R21 DE028690-01 | 93.121 | Oral Diseases and Disorders Research | 20,207 | 2,846 |
| Health and Human Services, Department of | Direct | | 1 R56 DE026464-01A1 | 93.121 | Oral Diseases and Disorders Research | 258,919 | 198,735 |
| Health and Human Services, Department of | Direct | | 4 R01 DE022327-05 | 93.121 | Oral Diseases and Disorders Research | (24,884) | - |
| Health and Human Services, Department of | Direct | | 4 R01 DE022567-04 | 93.121 | Oral Diseases and Disorders Research | 48,644 | - |
| Health and Human Services, Department of | Direct | | 4 R01 DE024450-04 | 93.121 | Oral Diseases and Disorders Research | 113,433 | - |
| Health and Human Services, Department of | Direct | | 4 U01 DE021412-06 | 93.121 | Oral Diseases and Disorders Research | (9,140) | - |
| Health and Human Services, Department of | Direct | | 5 F30 DE023479-04 | 93.121 | Oral Diseases and Disorders Research | (9,347) | - |
| Health and Human Services, Department of | Direct | | 5 F30 DE025471-04 | 93.121 | Oral Diseases and Disorders Research | 60,033 | - |
| Health and Human Services, Department of | Direct | | 5 F30 DE026048-03 | 93.121 | Oral Diseases and Disorders Research | 1,175 | - |
| Health and Human Services, Department of | Direct | | 5 F30 DE027605-02 | 93.121 | Oral Diseases and Disorders Research | 72,128 | - |
| Health and Human Services, Department of | Direct | | 5 F31 DE027600-03 | 93.121 | Oral Diseases and Disorders Research | 44,817 | - |
| Health and Human Services, Department of | Direct | | 5 F32 DE026346-04 | 93.121 | Oral Diseases and Disorders Research | 65,117 | - |
| Health and Human Services, Department of | Direct | | 5 F32 DE027604-02 | 93.121 | Oral Diseases and Disorders Research | 61,366 | - |
| Health and Human Services, Department of | Direct | | 5 K12 DE023574-05 | 93.121 | Oral Diseases and Disorders Research | 174,804 | 3,752 |
| Health and Human Services, Department of | Direct | | 5 K12 DE027826-02 | 93.121 | Oral Diseases and Disorders Research | 4,369 | - |
| Health and Human Services, Department of | Direct | | 5 R00 DE022557-04 | 93.121 | Oral Diseases and Disorders Research | 36,954 | - |
| Health and Human Services, Department of | Direct | | 5 R00 DE024173-05 | 93.121 | Oral Diseases and Disorders Research | 190,894 | - |
| Health and Human Services, Department of | Direct | | 5 R01 DE011723-19 | 93.121 | Oral Diseases and Disorders Research | (31,009) | - |
| Health and Human Services, Department of | Direct | | 5 R01 DE015846-15 | 93.121 | Oral Diseases and Disorders Research | 393,359 | - |
| Health and Human Services, Department of | Direct | | 5 R01 DE020843-10 | 93.121 | Oral Diseases and Disorders Research | 396,262 | 81,814 |
| Health and Human Services, Department of | Direct | | 5 R01 DE021139-08 | 93.121 | Oral Diseases and Disorders Research | 524,340 | - |
| Health and Human Services, Department of | Direct | | 5 R01 DE021410-07 | 93.121 | Oral Diseases and Disorders Research | 475,164 | - |
| Health and Human Services, Department of | Direct | | 5 R01 DE024796-05 | 93.121 | Oral Diseases and Disorders Research | 271,394 | - |
| Health and Human Services, Department of | Direct | | 5 R01 DE025225-05 | 93.121 | Oral Diseases and Disorders Research | 690,231 | 337,096 |
| Health and Human Services, Department of | Direct | | 5 R01 DE025827-04 | 93.121 | Oral Diseases and Disorders Research | 464,396 | 10,560 |
| Health and Human Services, Department of | Direct | | 5 R01 DE026116-04 | 93.121 | Oral Diseases and Disorders Research | 476,070 | - |
| Health and Human Services, Department of | Direct | | 5 R01 DE026578-03 | 93.121 | Oral Diseases and Disorders Research | 401,765 | 15,107 |
| Health and Human Services, Department of | Direct | | 5 R01 DE026630-03 | 93.121 | Oral Diseases and Disorders Research | 297,405 | - |

University of Michigan
Schedule of Expenditures of Federal Awards
For the Year Ended June 30, 2019

| Cluster Title/Federal Grantor/Program | Type | Pass-Through Grantor | Award Identifier | CFDA Number | CFDA Program Title | Federal Expenditures | Pass-Through |
|--|--------------|--|--------------------------|-------------|---|----------------------|---------------------|
| Health and Human Services, Department of | Direct | | 5 R01 DE026666-02S1 | 93.121 | Oral Diseases and Disorders Research | 405,039 | - |
| Health and Human Services, Department of | Direct | | 5 R01 DE026728-02 | 93.121 | Oral Diseases and Disorders Research | 309,539 | - |
| Health and Human Services, Department of | Direct | | 5 R01 DE027034-02 | 93.121 | Oral Diseases and Disorders Research | 340,081 | - |
| Health and Human Services, Department of | Direct | | 5 R01 DE027662-02 | 93.121 | Oral Diseases and Disorders Research | 449,067 | - |
| Health and Human Services, Department of | Direct | | 5 R01 DE0276750-02 | 93.121 | Oral Diseases and Disorders Research | 419,256 | - |
| Health and Human Services, Department of | Direct | | 5 R01DE022327-07 | 93.121 | Oral Diseases and Disorders Research | 315,752 | - |
| Health and Human Services, Department of | Direct | | 5 R03 DE027399-02 | 93.121 | Oral Diseases and Disorders Research | 64,914 | 33,033 |
| Health and Human Services, Department of | Direct | | 5 R03 DE027421-02 | 93.121 | Oral Diseases and Disorders Research | 173,895 | - |
| Health and Human Services, Department of | Direct | | 5 R03 DE027456-02 | 93.121 | Oral Diseases and Disorders Research | 125,017 | - |
| Health and Human Services, Department of | Direct | | 5 R21 DE027169-02 | 93.121 | Oral Diseases and Disorders Research | 117,349 | - |
| Health and Human Services, Department of | Direct | | 5 R35 DE027551-03 | 93.121 | Oral Diseases and Disorders Research | 1,023,912 | - |
| Health and Human Services, Department of | Direct | | 5 R56 DE025097-02 | 93.121 | Oral Diseases and Disorders Research | (43,379) | 8,090 |
| Health and Human Services, Department of | Direct | | 5 U01 DE021412-09S1 | 93.121 | Oral Diseases and Disorders Research | 1,792,035 | 1,204,397 |
| Health and Human Services, Department of | Direct | | 5 U01 DE023771-05 | 93.121 | Oral Diseases and Disorders Research | 63,775 | - |
| Health and Human Services, Department of | Direct | | 5 U01 DE025184-04 | 93.121 | Oral Diseases and Disorders Research | 531,907 | - |
| Health and Human Services, Department of | Direct | | 5 U01 DE025633-04 | 93.121 | Oral Diseases and Disorders Research | 541,438 | - |
| Health and Human Services, Department of | Direct | | 5 U01 DE027372 03 | 93.121 | Oral Diseases and Disorders Research | 2,142,271 | 1,309,426 |
| Health and Human Services, Department of | Direct | | 5 U24 DE026915-03 | 93.121 | Oral Diseases and Disorders Research | 3,100,214 | 1,591,091 |
| Health and Human Services, Department of | Direct | | 7 K08 DE023552-06 | 93.121 | Oral Diseases and Disorders Research | 42,730 | - |
| Health and Human Services, Department of | Direct | | T32 DE007057 | 93.121 | Oral Diseases and Disorders Research | 693,373 | - |
| Health and Human Services, Department of | Pass-Through | Carolinas HealthCare System | 3000300177 | 93.121 | Oral Diseases and Disorders Research | 8,465 | - |
| Health and Human Services, Department of | Pass-Through | Carolinas HealthCare System | Subcontract | 93.121 | Oral Diseases and Disorders Research | 60,179 | - |
| Health and Human Services, Department of | Pass-Through | Fukuoka Dental College | Prime 7 R01 DE023538 04 | 93.121 | Oral Diseases and Disorders Research | (134) | - |
| Health and Human Services, Department of | Pass-Through | Johns Hopkins University | Subaward#2002809952 | 93.121 | Oral Diseases and Disorders Research | 3,036 | - |
| Health and Human Services, Department of | Pass-Through | Kitware, Inc | K002137-00-S02 | 93.121 | Oral Diseases and Disorders Research | 30,983 | - |
| Health and Human Services, Department of | Pass-Through | Research Foundation of City University of New York (CUNY) | R923393 | 93.121 | Oral Diseases and Disorders Research | 37,723 | - |
| Health and Human Services, Department of | Pass-Through | University of Connecticut Health Center (UConn Health) | UCHC7-112614499 | 93.121 | Oral Diseases and Disorders Research | 32,008 | - |
| Health and Human Services, Department of | Pass-Through | University of Florida, The | UFDSP00010750 / 00112186 | 93.121 | Oral Diseases and Disorders Research | 9,022 | - |
| Health and Human Services, Department of | Pass-Through | University of Pittsburgh | 0051687 (129710-2) | 93.121 | Oral Diseases and Disorders Research | 8,483 | - |
| Health and Human Services, Department of | Pass-Through | University of Pittsburgh | 0051687 (131243-2) | 93.121 | Oral Diseases and Disorders Research | 655,683 | - |
| | | | | | | \$ 19,142,973 | \$ 4,795,947 |
| Health and Human Services, Department of | Direct | | 2 A22 HP31014-02-00 | 93.124 | Nurse Anesthetist Traineeship | 65,476 | - |
| Health and Human Services, Department of | Pass-Through | The Research Institute at Nationwide Children's Hospital | 710040-0818-00 | 93.127 | Emergency Medical Services for Children | 41,966 | - |
| Health and Human Services, Department of | Pass-Through | The Research Institute at Nationwide Children's Hospital | PO4602434-0-46 | 93.127 | Emergency Medical Services for Children | 198,849 | - |
| | | | | | | \$ 240,815 | \$ - |
| | | | | | | \$ 2,227 | \$ - |
| Health and Human Services, Department of | Pass-Through | National Kidney Foundation of Michigan | R390T26992 | 93.134 | Grants to Increase Organ Donations | | |
| | | | | | Injury Prevention and Control Research and State and | | |
| Health and Human Services, Department of | Direct | | 5 R49 CE002099-05 | 93.136 | Community Based Programs | \$ 928,916 | \$ - |
| Health and Human Services, Department of | Direct | | 5 U01 CE002698-05 | 93.136 | Injury Prevention and Control Research and State and | | |
| | | | | | Community Based Programs | 1,271,376 | 229,659 |
| Health and Human Services, Department of | Direct | | 6 U01 CE002780-01-03 | 93.136 | Injury Prevention and Control Research and State and | | |
| | | | | | Community Based Programs | 365,216 | 67,737 |
| Health and Human Services, Department of | Pass-Through | Michigan, State of, Health and Human Services, Department of | E20181635-002 | 93.136 | Injury Prevention and Control Research and State and | | |
| | | | | | Community Based Programs | 5,334 | - |
| Health and Human Services, Department of | Pass-Through | Michigan, State of, Health and Human Services, Department of | E20182818-001 | 93.136 | Injury Prevention and Control Research and State and | | |
| | | | | | Community Based Programs | 25,176 | - |
| Health and Human Services, Department of | Pass-Through | Michigan, State of, Health and Human Services, Department of | E20182839-002 | 93.136 | Injury Prevention and Control Research and State and | | |
| | | | | | Community Based Programs | 21,629 | - |
| Health and Human Services, Department of | Pass-Through | Michigan, State of, Health and Human Services, Department of | E20192866-00 | 93.136 | Injury Prevention and Control Research and State and | | |
| | | | | | Community Based Programs | 33,657 | - |
| Health and Human Services, Department of | Pass-Through | Michigan, State of, Health and Human Services, Department of | E20193206-00 | 93.136 | Injury Prevention and Control Research and State and | | |
| | | | | | Community Based Programs | 76,721 | - |
| Health and Human Services, Department of | Pass-Through | Michigan, State of, Health and Human Services, Department of | E20193259-00 | 93.136 | Injury Prevention and Control Research and State and | | |
| | | | | | Community Based Programs | 57,145 | - |
| Health and Human Services, Department of | Pass-Through | Wayne State University | WSU17145 | 93.136 | Injury Prevention and Control Research and State and | | |
| | | | | | Community Based Programs | 9,339 | - |
| Health and Human Services, Department of | Pass-Through | Wayne State University | WSU19002 | 93.136 | Injury Prevention and Control Research and State and | | |
| | | | | | Community Based Programs | 17,042 | - |
| | | | | | | \$ 2,811,551 | \$ 297,396 |
| Health and Human Services, Department of | Direct | | 5CPIMP171156-03-00 | 93.137 | Community Programs to Improve Minority Health Grant | | |
| Health and Human Services, Department of | Pass-Through | International Union, UAW | Agreement dated 8/28/12 | 93.142 | Program | \$ 442,904 | \$ 368,113 |
| | | | | | NIEHS Hazardous Waste Worker Health and Safety Training | \$ 20,144 | \$ - |
| Health and Human Services, Department of | Pass-Through | Northeastern University | 500525-78050 | 93.143 | NIEHS Superfund Hazardous Substances_Basic Research | | |
| | | | | | and Education | \$ (450) | \$ - |
| Health and Human Services, Department of | Pass-Through | Northeastern University | 500589-78050 | 93.143 | NIEHS Superfund Hazardous Substances_Basic Research | | |
| | | | | | and Education | 240,686 | - |
| Health and Human Services, Department of | Pass-Through | Northeastern University | 500590-78050 | 93.143 | NIEHS Superfund Hazardous Substances_Basic Research | | |
| | | | | | and Education | 174,435 | - |
| | | | | | | \$ 414,671 | \$ - |
| Health and Human Services, Department of | Direct | | 1 F31 HG010569-01 | 93.172 | Human Genome Research | 11,810 | \$ - |
| Health and Human Services, Department of | Direct | | 1 K01 HG010496 01 | 93.172 | Human Genome Research | 4,231 | - |
| Health and Human Services, Department of | Direct | | 2 R56 HG000376-28A1 | 93.172 | Human Genome Research | 103,243 | - |
| Health and Human Services, Department of | Direct | | 3 R01 HG010567-02S1 | 93.172 | Human Genome Research | 167,175 | 64,465 |
| Health and Human Services, Department of | Direct | | 4 R01 HG007022-05 | 93.172 | Human Genome Research | (15,823) | - |
| Health and Human Services, Department of | Direct | | 4 R01 HG007068-04 | 93.172 | Human Genome Research | (33,089) | - |
| Health and Human Services, Department of | Direct | | 4 UM1 HG006508-04 | 93.172 | Human Genome Research | 483 | - |

University of Michigan
Schedule of Expenditures of Federal Awards
For the Year Ended June 30, 2019

| Cluster Title/Federal Grantor/Program | Type | Pass-Through Grantor | Award Identifier | CFDA Number | CFDA Program Title | Federal Expenditures | Pass-Through |
|--|--------------|--|----------------------|-------------|---|----------------------|-------------------|
| Health and Human Services, Department of | Direct | | 5 R01 HG008773-04 | 93.172 | Human Genome Research | 346,567 | - |
| Health and Human Services, Department of | Direct | | 5 R01 HG009124-03 | 93.172 | Human Genome Research | 372,481 | - |
| Health and Human Services, Department of | Direct | | 5 R01HG009976-02 | 93.172 | Human Genome Research | 363,787 | - |
| Health and Human Services, Department of | Direct | | 5 R21HG009205-02 | 93.172 | Human Genome Research | 125,383 | - |
| Health and Human Services, Department of | Direct | | 5 UM1 HG009382-03 | 93.172 | Human Genome Research | 557,889 | - |
| Health and Human Services, Department of | Direct | | T32 HG000040 | 93.172 | Human Genome Research | 613,514 | - |
| Health and Human Services, Department of | Direct | | T32 HG010030 | 93.172 | Human Genome Research | 93,344 | - |
| Health and Human Services, Department of | Pass-Through | Broad Institute | 5000057-5500000825 | 93.172 | Human Genome Research | 78,990 | 66,921 |
| Health and Human Services, Department of | Pass-Through | Columbia University | 2(GG013080-01) | 93.172 | Human Genome Research | 34,344 | - |
| Health and Human Services, Department of | Pass-Through | Jackson Laboratory/MMRRC | Research Agreement | 93.172 | Human Genome Research | 2,642 | - |
| Health and Human Services, Department of | Pass-Through | Jackson Laboratory/MMRRC | TBI | 93.172 | Human Genome Research | 18,877 | - |
| Health and Human Services, Department of | Pass-Through | Rutgers University | 0354/PO765768 | 93.172 | Human Genome Research | 78,937 | - |
| Health and Human Services, Department of | Pass-Through | Rutgers University | 0858/PO1029910 | 93.172 | Human Genome Research | 7,352 | - |
| Health and Human Services, Department of | Pass-Through | Stanford University | 4733597 | 93.172 | Human Genome Research | 71,684 | - |
| Health and Human Services, Department of | Pass-Through | Stanford University | 61448507-123432 | 93.172 | Human Genome Research | 163,427 | - |
| Health and Human Services, Department of | Pass-Through | Stanford University | 61630349-104913 | 93.172 | Human Genome Research | 156,274 | - |
| Health and Human Services, Department of | Pass-Through | Washington University School of Medicine in St. Louis | WU-18-165-MOD-1 | 93.172 | Human Genome Research | 61,128 | - |
| | | | | | | <u>\$ 3,384,550</u> | <u>\$ 131,386</u> |
| Health and Human Services, Department of | Direct | | 1 F32 DC017063-01 | 93.173 | Research Related to Deafness and Communication Disorders | \$ 56,299 | \$ - |
| Health and Human Services, Department of | Direct | | 1 R21 DC017799-01 | 93.173 | Research Related to Deafness and Communication Disorders | 7,908 | - |
| Health and Human Services, Department of | Direct | | 1 R56 DC016880-01 | 93.173 | Research Related to Deafness and Communication Disorders | 245,830 | - |
| Health and Human Services, Department of | Direct | | 4 K08 DC012535-06 | 93.173 | Research Related to Deafness and Communication Disorders | (3,559) | - |
| Health and Human Services, Department of | Direct | | 4 P30 DC005188-15 | 93.173 | Research Related to Deafness and Communication Disorders | 21,503 | - |
| Health and Human Services, Department of | Direct | | 5 F32 DC015381-02 | 93.173 | Research Related to Deafness and Communication Disorders | (2,050) | - |
| Health and Human Services, Department of | Direct | | 5 R00 DC013828-05 | 93.173 | Research Related to Deafness and Communication Disorders | 166,616 | - |
| Health and Human Services, Department of | Direct | | 5 R01 DC004084-17 | 93.173 | Research Related to Deafness and Communication Disorders | 198,838 | - |
| Health and Human Services, Department of | Direct | | 5 R01 DC004820-16 | 93.173 | Research Related to Deafness and Communication Disorders | 462,452 | 56,195 |
| Health and Human Services, Department of | Direct | | 5 R01 DC009410-10 | 93.173 | Research Related to Deafness and Communication Disorders | 187,341 | 48,339 |
| Health and Human Services, Department of | Direct | | 5 R01 DC011277-10 | 93.173 | Research Related to Deafness and Communication Disorders | 517,843 | 23,304 |
| Health and Human Services, Department of | Direct | | 5 R01 DC012760-05 | 93.173 | Research Related to Deafness and Communication Disorders | 311,673 | - |
| Health and Human Services, Department of | Direct | | 5 R01 DC013885-04 | 93.173 | Research Related to Deafness and Communication Disorders | 122,901 | - |
| Health and Human Services, Department of | Direct | | 5 R01 DC014428-05 | 93.173 | Research Related to Deafness and Communication Disorders | 451,984 | - |
| Health and Human Services, Department of | Direct | | 5 R01 DC014456-04 | 93.173 | Research Related to Deafness and Communication Disorders | 442,259 | - |
| Health and Human Services, Department of | Direct | | 5 R01 DC014703-04S1 | 93.173 | Research Related to Deafness and Communication Disorders | 624,260 | 263,825 |
| Health and Human Services, Department of | Direct | | 5 R01 DC015799-03 | 93.173 | Research Related to Deafness and Communication Disorders | 481,592 | - |
| Health and Human Services, Department of | Direct | | 5 R01 DC015809-03S1 | 93.173 | Research Related to Deafness and Communication Disorders | 501,517 | - |
| Health and Human Services, Department of | Direct | | 5 R21 DC015097-02 | 93.173 | Research Related to Deafness and Communication Disorders | 24,494 | - |
| Health and Human Services, Department of | Direct | | 5 R21 DC015312-02 | 93.173 | Research Related to Deafness and Communication Disorders | 148,390 | 36,423 |
| Health and Human Services, Department of | Direct | | 5 R21 DC016171-02 | 93.173 | Research Related to Deafness and Communication Disorders | 229,444 | - |
| Health and Human Services, Department of | Direct | | 5 R21 DC016456-02 | 93.173 | Research Related to Deafness and Communication Disorders | 202,603 | - |
| Health and Human Services, Department of | Direct | | 5 R21 DC016681-03 | 93.173 | Research Related to Deafness and Communication Disorders | 130,830 | - |
| Health and Human Services, Department of | Direct | | 5 R33 DC013678-05 | 93.173 | Research Related to Deafness and Communication Disorders | 471,199 | 106,279 |
| Health and Human Services, Department of | Direct | | 5-R01-DC-017119-02 | 93.173 | Research Related to Deafness and Communication Disorders | 327,792 | - |
| Health and Human Services, Department of | Direct | | 5R21DC015861-04 | 93.173 | Research Related to Deafness and Communication Disorders | 223,303 | - |
| Health and Human Services, Department of | Direct | | T32 DC000011 | 93.173 | Research Related to Deafness and Communication Disorders | 462,455 | - |
| Health and Human Services, Department of | Direct | | T32 DC005356 | 93.173 | Research Related to Deafness and Communication Disorders | 163,321 | - |
| Health and Human Services, Department of | Pass-Through | Alfred I dupont Hospital, DE | 3023854003 | 93.173 | Research Related to Deafness and Communication Disorders | 49,452 | - |
| Health and Human Services, Department of | Pass-Through | Ann and Robert H. Lurie Children's Hospital of Chicago | 901537-UMich | 93.173 | Research Related to Deafness and Communication Disorders | 9,996 | - |
| Health and Human Services, Department of | Pass-Through | Baylor University | PO 5601176401 | 93.173 | Research Related to Deafness and Communication Disorders | 238,063 | - |
| Health and Human Services, Department of | Pass-Through | Boston University | 4500002041 | 93.173 | Research Related to Deafness and Communication Disorders | 12,109 | - |
| Health and Human Services, Department of | Pass-Through | Drexel University | 232603 | 93.173 | Research Related to Deafness and Communication Disorders | (51,458) | - |
| Health and Human Services, Department of | Pass-Through | Johns Hopkins University | 118484 | 93.173 | Research Related to Deafness and Communication Disorders | 149,066 | 7,363 |
| Health and Human Services, Department of | Pass-Through | Johns Hopkins University | 118484 | 93.173 | Research Related to Deafness and Communication Disorders | 18,524 | 13,094 |
| Health and Human Services, Department of | Pass-Through | Massachusetts Eye and Ear | 2300188 | 93.173 | Research Related to Deafness and Communication Disorders | 74,866 | - |
| Health and Human Services, Department of | Pass-Through | Michigan State University | RC108793UM | 93.173 | Research Related to Deafness and Communication Disorders | 9,764 | - |
| Health and Human Services, Department of | Pass-Through | University of Iowa | PO#1001942196 | 93.173 | Research Related to Deafness and Communication Disorders | 24,838 | - |
| Health and Human Services, Department of | Pass-Through | University of Southern California | 63773594 | 93.173 | Research Related to Deafness and Communication Disorders | (3,408) | - |
| | | | | | | <u>\$ 7,711,050</u> | <u>\$ 554,822</u> |
| Health and Human Services, Department of | Direct | | 5 U01 IP001034-03 | 93.185 | Immunization Research, Demonstration, Public Information and Education Training and Clinical Skills Improvement Projects | \$ 1,672,464 | \$ 5,282 |
| Health and Human Services, Department of | Direct | | 5 U01 IP001104-02-00 | 93.185 | Immunization Research, Demonstration, Public Information and Education Training and Clinical Skills Improvement Projects | 216,653 | - |
| | | | | | | <u>\$ 1,889,117</u> | <u>\$ 5,282</u> |
| Health and Human Services, Department of | Pass-Through | Michigan State University | RC107653-UM | 93.197 | Childhood Lead Poisoning Prevention Projects, State and Local Childhood Lead Poisoning Prevention and Surveillance of Blood Lead Levels in Children | \$ 207,848 | \$ - |
| Health and Human Services, Department of | Direct | | 1 R21 AT010106-01 | 93.213 | Research and Training in Complementary and Integrative Health | 132,606 | - |
| Health and Human Services, Department of | Direct | | 1 R61 AT009867-01 | 93.213 | Research and Training in Complementary and Integrative Health | 88,580 | - |
| Health and Human Services, Department of | Direct | | 5 R01 AT007550-05S1 | 93.213 | Research and Training in Complementary and Integrative Health | 560,457 | 99,732 |

University of Michigan
Schedule of Expenditures of Federal Awards
For the Year Ended June 30, 2019

| Cluster Title/Federal Grantor/Program | Type | Pass-Through Grantor | Award Identifier | CFDA Number | CFDA Program Title | Federal Expenditures | Pass-Through |
|--|--------------|---|-------------------------|-------------|--|----------------------|-------------------|
| Health and Human Services, Department of | Direct | | 5 R01 AT009003-04 | 93.213 | Research and Training in Complementary and Integrative Health | 207,051 | 25,296 |
| Health and Human Services, Department of | Direct | | 5 R21 AT009253-02 | 93.213 | Research and Training in Complementary and Integrative Health | (68,019) | - |
| Health and Human Services, Department of | Pass-Through | Arizona State University | 17-126 | 93.213 | Research and Training in Complementary and Integrative Health | (4,245) | - |
| Health and Human Services, Department of | Pass-Through | Baylor University | 3220170-01 | 93.213 | Research and Training in Complementary and Integrative Health | 242,210 | - |
| Health and Human Services, Department of | Pass-Through | Baylor University | 3220170-01 | 93.213 | Research and Training in Complementary and Integrative Health | 82,670 | - |
| Health and Human Services, Department of | Pass-Through | Beth Israel Deaconess Medical Center | 01029585 | 93.213 | Research and Training in Complementary and Integrative Health | 71,903 | - |
| Health and Human Services, Department of | Pass-Through | Ohio University | UT17564 | 93.213 | Research and Training in Complementary and Integrative Health | 7,922 | - |
| Health and Human Services, Department of | Pass-Through | University of California - San Francisco | 10348sc | 93.213 | Research and Training in Complementary and Integrative Health | 857 | - |
| Health and Human Services, Department of | Pass-Through | University of California - San Francisco | 11062sc | 93.213 | Research and Training in Complementary and Integrative Health | 29,843 | - |
| Health and Human Services, Department of | Pass-Through | Yale University | GR102053 (CON-80001172) | 93.213 | Research and Training in Complementary and Integrative Health | 4,086 | - |
| Health and Human Services, Department of | Pass-Through | Yale University | GR104519 (CON-80001462) | 93.213 | Research and Training in Complementary and Integrative Health | 38,614 | - |
| | | | | | | \$ 1,394,535 | \$ 125,028 |
| Health and Human Services, Department of | Direct | | T32 HS000053 | 93.225 | National Research Service Awards Health Services Research Training | \$ (51,606) | \$ - |
| Health and Human Services, Department of | Direct | | 1 P30 HS024385-01 | 93.226 | Research on Healthcare Costs, Quality and Outcomes | \$ 1,176,761 | \$ 15,421 |
| Health and Human Services, Department of | Direct | | 1 R01 HS022305-01A1 | 93.226 | Research on Healthcare Costs, Quality and Outcomes | 273,810 | - |
| Health and Human Services, Department of | Direct | | 1 R01 HS023597-01 | 93.226 | Research on Healthcare Costs, Quality and Outcomes | 345,295 | 61,845 |
| Health and Human Services, Department of | Direct | | 1 R21 HS026257-02 | 93.226 | Research on Healthcare Costs, Quality and Outcomes | 142,044 | - |
| Health and Human Services, Department of | Direct | | 1 R36 HS025614 01A1 | 93.226 | Research on Healthcare Costs, Quality and Outcomes | 56,448 | - |
| Health and Human Services, Department of | Direct | | 1 R36 HS025615 01A1 | 93.226 | Research on Healthcare Costs, Quality and Outcomes | 17,924 | - |
| Health and Human Services, Department of | Direct | | 1 R36 HS026445-01 | 93.226 | Research on Healthcare Costs, Quality and Outcomes | 38,052 | - |
| Health and Human Services, Department of | Direct | | 1R36HS025875-01A1 | 93.226 | Research on Healthcare Costs, Quality and Outcomes | 56,116 | - |
| Health and Human Services, Department of | Direct | | 5 K08 HS023313-04 | 93.226 | Research on Healthcare Costs, Quality and Outcomes | 30,343 | - |
| Health and Human Services, Department of | Direct | | 5 K08 HS023621-05 | 93.226 | Research on Healthcare Costs, Quality and Outcomes | 178,816 | - |
| Health and Human Services, Department of | Direct | | 5 K08 HS024160-05 | 93.226 | Research on Healthcare Costs, Quality and Outcomes | 134,893 | - |
| Health and Human Services, Department of | Direct | | 5 K08 HS024552-04 | 93.226 | Research on Healthcare Costs, Quality and Outcomes | 165,693 | - |
| Health and Human Services, Department of | Direct | | 5 K08 HS024763-04 | 93.226 | Research on Healthcare Costs, Quality and Outcomes | 120,873 | - |
| Health and Human Services, Department of | Direct | | 5 K08 HS025465 02 | 93.226 | Research on Healthcare Costs, Quality and Outcomes | 154,417 | - |
| Health and Human Services, Department of | Direct | | 5 K08 HS025778 02 | 93.226 | Research on Healthcare Costs, Quality and Outcomes | 151,910 | - |
| Health and Human Services, Department of | Direct | | 5 K08 HS026030-02 | 93.226 | Research on Healthcare Costs, Quality and Outcomes | 116,761 | - |
| Health and Human Services, Department of | Direct | | 5 R01 HS018334-10 | 93.226 | Research on Healthcare Costs, Quality and Outcomes | 389,201 | - |
| Health and Human Services, Department of | Direct | | 5 R01 HS022535-04 | 93.226 | Research on Healthcare Costs, Quality and Outcomes | 142,870 | 93,810 |
| Health and Human Services, Department of | Direct | | 5 R01 HS023784-03 | 93.226 | Research on Healthcare Costs, Quality and Outcomes | 37,105 | - |
| Health and Human Services, Department of | Direct | | 5 R01 HS024512-04 | 93.226 | Research on Healthcare Costs, Quality and Outcomes | 228,795 | - |
| Health and Human Services, Department of | Direct | | 5 R01 HS024525-04 | 93.226 | Research on Healthcare Costs, Quality and Outcomes | 310,858 | - |
| Health and Human Services, Department of | Direct | | 5 R01 HS024728-04 | 93.226 | Research on Healthcare Costs, Quality and Outcomes | 297,592 | - |
| Health and Human Services, Department of | Direct | | 5 R01 HS024914-03 | 93.226 | Research on Healthcare Costs, Quality and Outcomes | 402,279 | - |
| Health and Human Services, Department of | Direct | | 5 R01 HS024953-05 | 93.226 | Research on Healthcare Costs, Quality and Outcomes | 290,815 | 96,914 |
| Health and Human Services, Department of | Direct | | 5 R01 HS025365-02 | 93.226 | Research on Healthcare Costs, Quality and Outcomes | 166,328 | - |
| Health and Human Services, Department of | Direct | | 5 R01 HS025451-03 | 93.226 | Research on Healthcare Costs, Quality and Outcomes | 520,033 | - |
| Health and Human Services, Department of | Direct | | 5 R01 HS025707-03 | 93.226 | Research on Healthcare Costs, Quality and Outcomes | 389,806 | - |
| Health and Human Services, Department of | Direct | | 5 R01 HS026003-02 | 93.226 | Research on Healthcare Costs, Quality and Outcomes | 266,803 | - |
| Health and Human Services, Department of | Direct | | 5 R01 HS026244 02 | 93.226 | Research on Healthcare Costs, Quality and Outcomes | 179,239 | - |
| Health and Human Services, Department of | Direct | | 5 R01HS024709-05 | 93.226 | Research on Healthcare Costs, Quality and Outcomes | 321,551 | 263,931 |
| Health and Human Services, Department of | Direct | | 5 R03 HS025838-02 | 93.226 | Research on Healthcare Costs, Quality and Outcomes | 50,311 | - |
| Health and Human Services, Department of | Direct | | 5 R18 HS0201425-05 | 93.226 | Research on Healthcare Costs, Quality and Outcomes | (2,658) | - |
| Health and Human Services, Department of | Direct | | 5 R18 HS022258-05 | 93.226 | Research on Healthcare Costs, Quality and Outcomes | 175,572 | - |
| Health and Human Services, Department of | Direct | | 5 R18 HS025891-02 | 93.226 | Research on Healthcare Costs, Quality and Outcomes | 184,922 | - |
| Health and Human Services, Department of | Direct | | 5 R21 HS024567-02 | 93.226 | Research on Healthcare Costs, Quality and Outcomes | 28,137 | - |
| Health and Human Services, Department of | Direct | | 5 U18 HS025292-04 | 93.226 | Research on Healthcare Costs, Quality and Outcomes | 699,711 | 36,551 |
| Health and Human Services, Department of | Direct | | T32 HS000053 | 93.226 | Research on Healthcare Costs, Quality and Outcomes | 510,769 | - |
| Health and Human Services, Department of | Pass-Through | Arbor Research Collaborative For Health | Subaward Agreement | 93.226 | Research on Healthcare Costs, Quality and Outcomes | 23,777 | - |
| Health and Human Services, Department of | Pass-Through | Dartmouth-Hitchcock Medical Center (DHMC) | 1P3-HS024403-01 | 93.226 | Research on Healthcare Costs, Quality and Outcomes | 27,517 | - |
| Health and Human Services, Department of | Pass-Through | Duke University | 203-7634 | 93.226 | Research on Healthcare Costs, Quality and Outcomes | 25,121 | - |
| Health and Human Services, Department of | Pass-Through | Duke University | 203-7974 | 93.226 | Research on Healthcare Costs, Quality and Outcomes | 90,977 | - |
| Health and Human Services, Department of | Pass-Through | Northwestern University | 60047941 UM | 93.226 | Research on Healthcare Costs, Quality and Outcomes | 33,370 | - |
| Health and Human Services, Department of | Pass-Through | Northwestern University | 60047941 UM | 93.226 | Research on Healthcare Costs, Quality and Outcomes | 8,787 | - |
| Health and Human Services, Department of | Pass-Through | Northwestern University | 60050159 UM | 93.226 | Research on Healthcare Costs, Quality and Outcomes | 17,248 | - |
| Health and Human Services, Department of | Pass-Through | University of California - San Francisco | 10588sc | 93.226 | Research on Healthcare Costs, Quality and Outcomes | 38,469 | - |
| Health and Human Services, Department of | Pass-Through | Washington University in St. Louis | WU-17-424 | 93.226 | Research on Healthcare Costs, Quality and Outcomes | 16,728 | - |
| | | | | | | \$ 9,032,189 | \$ 568,472 |
| Health and Human Services, Department of | Direct | | 1 K08 HL147377-01 | 93.233 | National Center on Sleep Disorders Research | \$ 24,282 | \$ 78,786 |
| Health and Human Services, Department of | Direct | | 4 R01 HL105999-05 | 93.233 | National Center on Sleep Disorders Research | 105,163 | - |
| Health and Human Services, Department of | Direct | | 5 K23 HL122461-05 | 93.233 | National Center on Sleep Disorders Research | 168,890 | - |
| Health and Human Services, Department of | Direct | | 5 R01 HL123379-04 | 93.233 | National Center on Sleep Disorders Research | 218,671 | - |

University of Michigan
Schedule of Expenditures of Federal Awards
For the Year Ended June 30, 2019

| Cluster Title/Federal Grantor/Program | Type | Pass-Through Grantor | Award Identifier | CFDA Number | CFDA Program Title | Federal Expenditures | Pass-Through |
|--|--------------|---|--------------------------------|-------------|---|----------------------|--------------|
| Health and Human Services, Department of | Direct | | 5 R01 HL126700-04 | 93.233 | National Center on Sleep Disorders Research | \$ 575,065 | - |
| Health and Human Services, Department of | Pass-Through | The Children's Hospital of Philadelphia | 3210920619-SI/PO#20022076-RSUB | 93.233 | National Center on Sleep Disorders Research | 47,026 | - |
| Health and Human Services, Department of | Pass-Through | University of Pennsylvania | 574911 | 93.233 | National Center on Sleep Disorders Research | 68,875 | - |
| Health and Human Services, Department of | Pass-Through | University of Pennsylvania | 574911 | 93.233 | National Center on Sleep Disorders Research | 29,675 | - |
| Health and Human Services, Department of | Pass-Through | University of Utah | 10051783-01/POU000181390 | 93.233 | National Center on Sleep Disorders Research | 7,248 | - |
| | | | | | | \$ 1,244,895 | \$ 78,786 |
| Health and Human Services, Department of | Direct | | 1 K08 MH116267-02 | 93.242 | Mental Health Research Grants | 189,016 | - |
| Health and Human Services, Department of | Direct | | 1 R21 MH120824-01A1 | 93.242 | Mental Health Research Grants | 47,694 | - |
| Health and Human Services, Department of | Direct | | 1 RF MH114244-01 | 93.242 | Mental Health Research Grants | 501,825 | - |
| Health and Human Services, Department of | Direct | | 3 R01 MH101459-05S1 | 93.242 | Mental Health Research Grants | (414,372) | - |
| Health and Human Services, Department of | Direct | | 3 R01 MH102242-05S1 | 93.242 | Mental Health Research Grants | 745,492 | 61,933 |
| Health and Human Services, Department of | Direct | | 4 R01 MH093486-05 | 93.242 | Mental Health Research Grants | 9,095 | - |
| Health and Human Services, Department of | Direct | | 4 R01 MH096699-05 | 93.242 | Mental Health Research Grants | 51,041 | - |
| Health and Human Services, Department of | Direct | | 4 R01 MH101493-04 | 93.242 | Mental Health Research Grants | 186,136 | 184,550 |
| Health and Human Services, Department of | Direct | | 5 F30 MH112328-02 | 93.242 | Mental Health Research Grants | 2,716 | - |
| Health and Human Services, Department of | Direct | | 5 F31 MH117887-02 | 93.242 | Mental Health Research Grants | 38,068 | - |
| Health and Human Services, Department of | Direct | | 5 K01 MH095920-05 | 93.242 | Mental Health Research Grants | (561) | - |
| Health and Human Services, Department of | Direct | | 5 K01 MH110605-03 | 93.242 | Mental Health Research Grants | 190,668 | - |
| Health and Human Services, Department of | Direct | | 5 K08 MH104743-03 | 93.242 | Mental Health Research Grants | (29,694) | - |
| Health and Human Services, Department of | Direct | | 5 K08 MH107662-05 | 93.242 | Mental Health Research Grants | 237,472 | - |
| Health and Human Services, Department of | Direct | | 5 K23 MH108823-04 | 93.242 | Mental Health Research Grants | 205,819 | - |
| Health and Human Services, Department of | Direct | | 5 K23 MH109762-03 | 93.242 | Mental Health Research Grants | 180,442 | - |
| Health and Human Services, Department of | Direct | | 5 K23 MH112852-02 | 93.242 | Mental Health Research Grants | 127,993 | - |
| Health and Human Services, Department of | Direct | | 5 K23 MH113776-03 | 93.242 | Mental Health Research Grants | 155,271 | - |
| Health and Human Services, Department of | Direct | | 5 R01 MH063649-15 | 93.242 | Mental Health Research Grants | 173,427 | - |
| Health and Human Services, Department of | Direct | | 5 R01 MH082784-10 | 93.242 | Mental Health Research Grants | 95,286 | - |
| Health and Human Services, Department of | Direct | | 5 R01 MH085321-10 | 93.242 | Mental Health Research Grants | 236,850 | - |
| Health and Human Services, Department of | Direct | | 5 R01 MH099898-04 | 93.242 | Mental Health Research Grants | 3,184 | 3,530 |
| Health and Human Services, Department of | Direct | | 5 R01 MH101459-07 | 93.242 | Mental Health Research Grants | 983,870 | - |
| Health and Human Services, Department of | Direct | | 5 R01 MH102263-05 | 93.242 | Mental Health Research Grants | 191,898 | 77,532 |
| Health and Human Services, Department of | Direct | | 5 R01 MH103244-05 | 93.242 | Mental Health Research Grants | 780,920 | 282,017 |
| Health and Human Services, Department of | Direct | | 5 R01 MH103761-05 | 93.242 | Mental Health Research Grants | 341,444 | 37,508 |
| Health and Human Services, Department of | Direct | | 5 R01 MH104261-05 | 93.242 | Mental Health Research Grants | 298,857 | - |
| Health and Human Services, Department of | Direct | | 5 R01 MH107419-04 | 93.242 | Mental Health Research Grants | 791,614 | 73,089 |
| Health and Human Services, Department of | Direct | | 5 R01 MH107741-05 | 93.242 | Mental Health Research Grants | 524,177 | - |
| Health and Human Services, Department of | Direct | | 5 R01 MH110524-04 | 93.242 | Mental Health Research Grants | 327,732 | 177,593 |
| Health and Human Services, Department of | Direct | | 5 R01 MH110872-03 | 93.242 | Mental Health Research Grants | 727,056 | 120,012 |
| Health and Human Services, Department of | Direct | | 5 R01 MH110932-04 | 93.242 | Mental Health Research Grants | 685,707 | 326,115 |
| Health and Human Services, Department of | Direct | | 5 R01 MH112669-02 | 93.242 | Mental Health Research Grants | 357,669 | - |
| Health and Human Services, Department of | Direct | | 5 R01 MH113574-02 | 93.242 | Mental Health Research Grants | 162,216 | - |
| Health and Human Services, Department of | Direct | | 5 R01 MH113582-03 | 93.242 | Mental Health Research Grants | 776,144 | 206,024 |
| Health and Human Services, Department of | Direct | | 5 R01 MH114203-03 | 93.242 | Mental Health Research Grants | 819,504 | - |
| Health and Human Services, Department of | Direct | | 5 R01 MH114958-02 | 93.242 | Mental Health Research Grants | 210,119 | - |
| Health and Human Services, Department of | Direct | | 5 R01 MH11511-02 | 93.242 | Mental Health Research Grants | 788,947 | - |
| Health and Human Services, Department of | Direct | | 5 R01 MH115765-02 | 93.242 | Mental Health Research Grants | 377,361 | 287,157 |
| Health and Human Services, Department of | Direct | | 5 R21 MH108989-02 | 93.242 | Mental Health Research Grants | 162,459 | - |
| Health and Human Services, Department of | Direct | | 5 R21 MH109932-02 | 93.242 | Mental Health Research Grants | 65,424 | 23,869 |
| Health and Human Services, Department of | Direct | | 5 R21 MH111445-03 | 93.242 | Mental Health Research Grants | 68,809 | 44,719 |
| Health and Human Services, Department of | Direct | | 5 R21 MH114835-02 | 93.242 | Mental Health Research Grants | 113,492 | 45,684 |
| Health and Human Services, Department of | Direct | | 5 R21MH117788-02 | 93.242 | Mental Health Research Grants | 98,098 | - |
| Health and Human Services, Department of | Direct | | 5 R25 MH071279-15 | 93.242 | Mental Health Research Grants | 248,997 | - |
| Health and Human Services, Department of | Direct | | 5 R34 MH111531-03 | 93.242 | Mental Health Research Grants | 286,815 | 52,132 |
| Health and Human Services, Department of | Direct | | 5 U01 MH104311-03 | 93.242 | Mental Health Research Grants | 1,670,973 | 647,877 |
| Health and Human Services, Department of | Direct | | 5 U01 MH105653-04 | 93.242 | Mental Health Research Grants | 331,105 | 8,531 |
| Health and Human Services, Department of | Direct | | 5 U01 MH106892-05 | 93.242 | Mental Health Research Grants | 1,135,534 | - |
| Health and Human Services, Department of | Direct | | 7 R01 MH095676-05 | 93.242 | Mental Health Research Grants | 71,145 | 78,803 |
| Health and Human Services, Department of | Direct | | 7R01MH109170-04 | 93.242 | Mental Health Research Grants | 103,045 | - |
| Health and Human Services, Department of | Pass-Through | Care New England Health System | 9272-8179 | 93.242 | Mental Health Research Grants | 97,846 | - |
| Health and Human Services, Department of | Pass-Through | Dartmouth College | R1090 | 93.242 | Mental Health Research Grants | 11,729 | - |
| Health and Human Services, Department of | Pass-Through | Dartmouth College | R1152 | 93.242 | Mental Health Research Grants | 1,274 | - |
| Health and Human Services, Department of | Pass-Through | Dartmouth College | R751 | 93.242 | Mental Health Research Grants | 115,523 | - |
| Health and Human Services, Department of | Pass-Through | Emory University | T461601 | 93.242 | Mental Health Research Grants | (9,959) | - |
| Health and Human Services, Department of | Pass-Through | Emory University | T714734 | 93.242 | Mental Health Research Grants | 37,527 | - |
| Health and Human Services, Department of | Pass-Through | Hektoen Institute for Medical Research, The | 50081-R01-UMich01 | 93.242 | Mental Health Research Grants | 26,191 | - |
| Health and Human Services, Department of | Pass-Through | Hektoen Institute for Medical Research, The | 50082-R01-UMICH02 | 93.242 | Mental Health Research Grants | 19,991 | - |
| Health and Human Services, Department of | Pass-Through | Hektoen Institute for Medical Research, The | 50504-324-UMICH | 93.242 | Mental Health Research Grants | 44,805 | - |
| Health and Human Services, Department of | Pass-Through | Hektoen Institute for Medical Research, The | 50504-324-UMICH | 93.242 | Mental Health Research Grants | 8,342 | - |
| Health and Human Services, Department of | Pass-Through | Henry Ford Health System | B11169 | 93.242 | Mental Health Research Grants | 18,527 | - |
| Health and Human Services, Department of | Pass-Through | Johns Hopkins University | 6806 | 93.242 | Mental Health Research Grants | 133,484 | - |
| Health and Human Services, Department of | Pass-Through | Johns Hopkins University | 2002745506 | 93.242 | Mental Health Research Grants | 17,591 | - |
| Health and Human Services, Department of | Pass-Through | Johns Hopkins University | PTE 5R25MH104660-02 | 93.242 | Mental Health Research Grants | 5,138 | - |
| Health and Human Services, Department of | Pass-Through | Johns Hopkins University | Subaward | 93.242 | Mental Health Research Grants | 7,179 | - |
| Health and Human Services, Department of | Pass-Through | Michigan State University | RC107579UM | 93.242 | Mental Health Research Grants | 135,280 | - |
| Health and Human Services, Department of | Pass-Through | Michigan State University | RC107692UM | 93.242 | Mental Health Research Grants | 2,982 | - |
| Health and Human Services, Department of | Pass-Through | Michigan State University | RC109167UM | 93.242 | Mental Health Research Grants | 311,767 | - |
| Health and Human Services, Department of | Pass-Through | New York University | 13-A0-00-001751-01 | 93.242 | Mental Health Research Grants | 3,077 | - |

University of Michigan
Schedule of Expenditures of Federal Awards
For the Year Ended June 30, 2019

| Cluster Title/Federal Grantor/Program | Type | Pass-Through Grantor | Award Identifier | CFDA Number | CFDA Program Title | Federal Expenditures | Pass-Through |
|--|--------------|--|----------------------|-------------|---|---|---------------------|
| Health and Human Services, Department of | Pass-Through | San Francisco State University | PO #S16-0020 | 93.242 | Mental Health Research Grants | 19,374 | - |
| Health and Human Services, Department of | Pass-Through | Simmersion L.L.C. | 5065-UM | 93.242 | Mental Health Research Grants | 47,338 | - |
| Health and Human Services, Department of | Pass-Through | Stony Brook University | 1125719-2-71758 | 93.242 | Mental Health Research Grants | 269,880 | - |
| Health and Human Services, Department of | Pass-Through | University of Alabama at Birmingham (UAB) | 000504051-003 | 93.242 | Mental Health Research Grants | (3,670) | - |
| Health and Human Services, Department of | Pass-Through | University of Alabama at Birmingham (UAB) | 000518108-SC002 | 93.242 | Mental Health Research Grants | 108,607 | - |
| Health and Human Services, Department of | Pass-Through | University of California - San Francisco | 10900sc | 93.242 | Mental Health Research Grants | 19,405 | - |
| Health and Human Services, Department of | Pass-Through | University of California-San Diego | 78750147 | 93.242 | Mental Health Research Grants | 40,924 | - |
| Health and Human Services, Department of | Pass-Through | University of California-San Diego | 105174354 | 93.242 | Mental Health Research Grants | 72,292 | - |
| Health and Human Services, Department of | Pass-Through | University of Colorado Boulder | 1554505 | 93.242 | Mental Health Research Grants | 2,152 | - |
| Health and Human Services, Department of | Pass-Through | University of Hawaii | MA 1427 | 93.242 | Mental Health Research Grants | 20,006 | - |
| Health and Human Services, Department of | Pass-Through | University of Iowa | S00482-01 | 93.242 | Mental Health Research Grants | 83,494 | - |
| Health and Human Services, Department of | Pass-Through | University of North Carolina at Chapel Hill-MMRRC | 5102700 | 93.242 | Mental Health Research Grants | (392) | - |
| Health and Human Services, Department of | Pass-Through | University of Pennsylvania | 569745 | 93.242 | Mental Health Research Grants | (32) | - |
| Health and Human Services, Department of | Pass-Through | University of Pennsylvania | 572689 | 93.242 | Mental Health Research Grants | (68,864) | - |
| Health and Human Services, Department of | Pass-Through | University of Pennsylvania | 574357 | 93.242 | Mental Health Research Grants | 670,443 | - |
| Health and Human Services, Department of | Pass-Through | University of Pennsylvania | 576948 | 93.242 | Mental Health Research Grants | 10,043 | - |
| Health and Human Services, Department of | Pass-Through | University of Texas Health Science Center at San Antonio | 162919/161086 | 93.242 | Mental Health Research Grants | 146,361 | - |
| Health and Human Services, Department of | Pass-Through | University of Toledo | F-2017-128 | 93.242 | Mental Health Research Grants | 44,234 | - |
| Health and Human Services, Department of | Pass-Through | University of Toledo | F-2018-32 | 93.242 | Mental Health Research Grants | 8,225 | - |
| Health and Human Services, Department of | Pass-Through | University of Washington | UWSC11023/PO 037783 | 93.242 | Mental Health Research Grants | 31,081 | - |
| Health and Human Services, Department of | Pass-Through | University of Wisconsin | 796K633 | 93.242 | Mental Health Research Grants | 45,987 | - |
| Health and Human Services, Department of | Pass-Through | Vanderbilt University | VUMC62534 | 93.242 | Mental Health Research Grants | 19,228 | - |
| Health and Human Services, Department of | Pass-Through | Washington University School of Medicine in St. Louis | WU-19-102 | 93.242 | Mental Health Research Grants | 168,801 | 39,042 |
| | | | | | | <u>\$ 19,177,210</u> | <u>\$ 2,777,717</u> |
| Health and Human Services, Department of | Direct | | 1H79T1081658-02 | 93.243 | Substance Abuse and Mental Health Services Projects of Regional and National Significance | \$ 65,114 | \$ - |
| Health and Human Services, Department of | Direct | | 5 U79 SM062492-03 | 93.243 | Substance Abuse and Mental Health Services Projects of Regional and National Significance | 81,370 | - |
| Health and Human Services, Department of | Pass-Through | American Indian Health and Family Services of SE Michigan, Inc (AIHFS) | Research Agreement | 93.243 | Substance Abuse and Mental Health Services Projects of Regional and National Significance | 91,245 | - |
| Health and Human Services, Department of | Pass-Through | American Indian Health and Family Services of SE Michigan, Inc (AIHFS) | Research Agreement | 93.243 | Substance Abuse and Mental Health Services Projects of Regional and National Significance | 21,372 | - |
| Health and Human Services, Department of | Pass-Through | Baylor College of Medicine | 5U79SM063570-03 | 93.243 | Substance Abuse and Mental Health Services Projects of Regional and National Significance | 9,267 | - |
| Health and Human Services, Department of | Pass-Through | Baylor College of Medicine | 7U79SM063570-02 | 93.243 | Substance Abuse and Mental Health Services Projects of Regional and National Significance | 18,530 | - |
| Health and Human Services, Department of | Pass-Through | Behavioral Connections of Wood County Inc | Research Agreement | 93.243 | Substance Abuse and Mental Health Services Projects of Regional and National Significance | 51,235 | - |
| Health and Human Services, Department of | Pass-Through | Michigan, State of, Health and Human Services, Department of | E20180858-001 | 93.243 | Substance Abuse and Mental Health Services Projects of Regional and National Significance | 43,854 | - |
| Health and Human Services, Department of | Pass-Through | Michigan, State of, Health and Human Services, Department of | E20192442-00 | 93.243 | Substance Abuse and Mental Health Services Projects of Regional and National Significance | 114,732 | - |
| Health and Human Services, Department of | Pass-Through | Michigan, State of, Health and Human Services, Department of | E20192900-00 | 93.243 | Substance Abuse and Mental Health Services Projects of Regional and National Significance | 114,739 | - |
| Health and Human Services, Department of | Pass-Through | Teen HYPE | Agreement | 93.243 | Substance Abuse and Mental Health Services Projects of Regional and National Significance | 45,359 | - |
| | | | | | | <u>\$ 656,817</u> | <u>\$ -</u> |
| Health and Human Services, Department of | Direct | | 5 D09 HP2867702-00 | 93.247 | Advanced Nursing Education Workforce Grant Program | \$ 135,225 | \$ 8,157 |
| Health and Human Services, Department of | Direct | | 5 T94 HP30911-02-00 | 93.247 | Advanced Nursing Education Workforce Grant Program | 370,269 | 10,000 |
| | | | | | | <u>\$ 505,494</u> | <u>\$ 18,157</u> |
| Health and Human Services, Department of | Direct | | 5 R01 OH010582-04 | 93.262 | Occupational Safety and Health Program | \$ 329,258 | \$ - |
| Health and Human Services, Department of | Direct | | 5 R01 OH011082-02-00 | 93.262 | Occupational Safety and Health Program | 322,001 | - |
| Health and Human Services, Department of | Direct | | 5 T42 OH008455-15-00 | 93.262 | Occupational Safety and Health Program | 1,631,421 | 32,629 |
| Health and Human Services, Department of | Direct | | T42 OH008455 | 93.262 | Occupational Safety and Health Program | 57,353 | 19,944 |
| | | | | | | <u>\$ 2,340,033</u> | <u>\$ 52,573</u> |
| | | | | | | Health Systems Strengthening and HIV/AIDS Prevention, Care and Treatment under the President's Emergency Plan for | |
| Health and Human Services, Department of | Direct | | 5 R01 HS024698-04 | 93.266 | AIDS Relief | \$ 402,768 | \$ - |
| Health and Human Services, Department of | Direct | | 1 R03 AA025449-02 | 93.273 | Alcohol Research Programs | \$ 68,164 | \$ - |
| Health and Human Services, Department of | Direct | | 5 K01 AA024804-04 | 93.273 | Alcohol Research Programs | 167,410 | - |
| Health and Human Services, Department of | Direct | | 5 K23 AA023869-05 | 93.273 | Alcohol Research Programs | 167,460 | - |
| Health and Human Services, Department of | Direct | | 5 K23 AA026333-02 | 93.273 | Alcohol Research Programs | 196,423 | - |
| Health and Human Services, Department of | Direct | | 5 R01 AA007065-30 | 93.273 | Alcohol Research Programs | 144,640 | - |
| Health and Human Services, Department of | Direct | | 5 R01 AA023122-05 | 93.273 | Alcohol Research Programs | 377,014 | - |
| Health and Human Services, Department of | Direct | | 5 R01 AA024175-05 | 93.273 | Alcohol Research Programs | 664,673 | - |
| Health and Human Services, Department of | Direct | | 5 R01 AA024433-03 | 93.273 | Alcohol Research Programs | 409,839 | 43,301 |
| Health and Human Services, Department of | Direct | | 5 R01 AA024755-04 | 93.273 | Alcohol Research Programs | 420,506 | - |
| Health and Human Services, Department of | Direct | | 5 R01 AA025684-02 | 93.273 | Alcohol Research Programs | 190,064 | 23,035 |
| Health and Human Services, Department of | Direct | | 5 R01 AA025790-02 | 93.273 | Alcohol Research Programs | 244,201 | - |
| Health and Human Services, Department of | Direct | | 5 R21AA025945-02 | 93.273 | Alcohol Research Programs | 92,926 | - |
| Health and Human Services, Department of | Direct | | 5K23AA022641-05 | 93.273 | Alcohol Research Programs | 142,762 | - |
| Health and Human Services, Department of | Direct | | T32 AA007477 | 93.273 | Alcohol Research Programs | 274,104 | - |
| Health and Human Services, Department of | Pass-Through | Arborsense, Inc. | R44AA026119 | 93.273 | Alcohol Research Programs | 208,875 | - |
| Health and Human Services, Department of | Pass-Through | Brown University | 00001217 | 93.273 | Alcohol Research Programs | 39,078 | - |
| Health and Human Services, Department of | Pass-Through | Columbia University | 1(GG014239) | 93.273 | Alcohol Research Programs | 27,141 | - |
| Health and Human Services, Department of | Pass-Through | Cornell University | 69951-10235 | 93.273 | Alcohol Research Programs | 45,177 | - |

University of Michigan
Schedule of Expenditures of Federal Awards
For the Year Ended June 30, 2019

| Cluster Title/Federal Grantor/Program | Type | Pass-Through Grantor | Award Identifier | CFDA Number | CFDA Program Title | Federal Expenditures | Pass-Through |
|--|--------------|--|----------------------|-------------|--|----------------------|------------------|
| Health and Human Services, Department of | Pass-Through | Idaho State University | 11-255X | 93.273 | Alcohol Research Programs | 5,283 | - |
| Health and Human Services, Department of | Pass-Through | University of California - San Francisco | 11086sc | 93.273 | Alcohol Research Programs | 47,064 | - |
| Health and Human Services, Department of | Pass-Through | University of Colorado | 1552087 | 93.273 | Alcohol Research Programs | (1) | - |
| Health and Human Services, Department of | Pass-Through | University of Illinois at Chicago | 17243 | 93.273 | Alcohol Research Programs | 161,741 | - |
| Health and Human Services, Department of | Pass-Through | University of Minnesota | A007345702 | 93.273 | Alcohol Research Programs | 290,599 | - |
| Health and Human Services, Department of | Pass-Through | University of Minnesota | A007398901 | 93.273 | Alcohol Research Programs | 22,031 | - |
| Health and Human Services, Department of | Pass-Through | University of Washington | BPO15637 | 93.273 | Alcohol Research Programs | 15,005 | - |
| Health and Human Services, Department of | Pass-Through | University of Washington | UWSC10669 | 93.273 | Alcohol Research Programs | 3,598 | - |
| | | | | | | <u>\$ 4,425,777</u> | <u>\$ 66,336</u> |
| Health and Human Services, Department of | Direct | | 1 F31 DA047738-01A1 | 93.279 | Drug Abuse and Addiction Research Programs | 4,136 | - |
| Health and Human Services, Department of | Direct | | 1 K01 DA0044270-01A1 | 93.279 | Drug Abuse and Addiction Research Programs | 46,238 | - |
| Health and Human Services, Department of | Direct | | 1 K01 DA0044279-01A1 | 93.279 | Drug Abuse and Addiction Research Programs | 54,387 | - |
| Health and Human Services, Department of | Direct | | 1 K08 DA0048110-01 | 93.279 | Drug Abuse and Addiction Research Programs | 25,034 | - |
| Health and Human Services, Department of | Direct | | 1 R01 DA0044204-01A1 | 93.279 | Drug Abuse and Addiction Research Programs | 160,445 | - |
| Health and Human Services, Department of | Direct | | 1 R03 DA048129-01 | 93.279 | Drug Abuse and Addiction Research Programs | 15,478 | - |
| Health and Human Services, Department of | Direct | | 1 R13 DA046190-01 | 93.279 | Drug Abuse and Addiction Research Programs | 10,940 | - |
| Health and Human Services, Department of | Direct | | 1 R21 DA040752-01A1 | 93.279 | Drug Abuse and Addiction Research Programs | 135,796 | - |
| Health and Human Services, Department of | Direct | | 1 R21 DA049729-01 | 93.279 | Drug Abuse and Addiction Research Programs | 2,704 | - |
| Health and Human Services, Department of | Direct | | 1 R34 DA045712-02 | 93.279 | Drug Abuse and Addiction Research Programs | 88,259 | - |
| Health and Human Services, Department of | Direct | | 2 R01 DA031160-07 | 93.279 | Drug Abuse and Addiction Research Programs | 3,193 | - |
| Health and Human Services, Department of | Direct | | 2 R01 DA031160-06 | 93.279 | Drug Abuse and Addiction Research Programs | 154,780 | - |
| Health and Human Services, Department of | Direct | | 4 P01 DA031656-05 | 93.279 | Drug Abuse and Addiction Research Programs | 123,565 | - |
| Health and Human Services, Department of | Direct | | 4 R01 DA001411-42 | 93.279 | Drug Abuse and Addiction Research Programs | 25,099 | 25,485 |
| Health and Human Services, Department of | Direct | | 4 R01 DA033397-04 | 93.279 | Drug Abuse and Addiction Research Programs | (674) | - |
| Health and Human Services, Department of | Direct | | 4 R01 DA035811-05 | 93.279 | Drug Abuse and Addiction Research Programs | 586,275 | 98,993 |
| Health and Human Services, Department of | Direct | | 5 F31 DA041083-02 | 93.279 | Drug Abuse and Addiction Research Programs | (9,645) | - |
| Health and Human Services, Department of | Direct | | 5 K01 DA036681-05 | 93.279 | Drug Abuse and Addiction Research Programs | 104,723 | - |
| Health and Human Services, Department of | Direct | | 5 K08 DA037912-05 | 93.279 | Drug Abuse and Addiction Research Programs | 225,319 | - |
| Health and Human Services, Department of | Direct | | 5 K23 DA036008-05 | 93.279 | Drug Abuse and Addiction Research Programs | 11,513 | - |
| Health and Human Services, Department of | Direct | | 5 K23 DA038718-04 | 93.279 | Drug Abuse and Addiction Research Programs | 132,602 | - |
| Health and Human Services, Department of | Direct | | 5 K23 DA039341-04 | 93.279 | Drug Abuse and Addiction Research Programs | 205,031 | - |
| Health and Human Services, Department of | Direct | | 5 R01 DA001411-45 | 93.279 | Drug Abuse and Addiction Research Programs | 7,070,920 | 240,237 |
| Health and Human Services, Department of | Direct | | 5 R01 DA003910-31 | 93.279 | Drug Abuse and Addiction Research Programs | 124,192 | - |
| Health and Human Services, Department of | Direct | | 5 R01 DA015188-13 | 93.279 | Drug Abuse and Addiction Research Programs | 268,539 | - |
| Health and Human Services, Department of | Direct | | 5 R01 DA016575-17 | 93.279 | Drug Abuse and Addiction Research Programs | 2,186,400 | 14,137 |
| Health and Human Services, Department of | Direct | | 5 R01 DA035183-05 | 93.279 | Drug Abuse and Addiction Research Programs | 66,323 | - |
| Health and Human Services, Department of | Direct | | 5 R01 DA035316-05 | 93.279 | Drug Abuse and Addiction Research Programs | 491,572 | 231,685 |
| Health and Human Services, Department of | Direct | | 5 R01 DA038261-04 | 93.279 | Drug Abuse and Addiction Research Programs | 468,369 | - |
| Health and Human Services, Department of | Direct | | 5 R01 DA038599-05 | 93.279 | Drug Abuse and Addiction Research Programs | 533,339 | 94,810 |
| Health and Human Services, Department of | Direct | | 5 R01 DA039159-03 | 93.279 | Drug Abuse and Addiction Research Programs | 466,512 | - |
| Health and Human Services, Department of | Direct | | 5 R01 DA039901-05 | 93.279 | Drug Abuse and Addiction Research Programs | 525,930 | 46,901 |
| Health and Human Services, Department of | Direct | | 5 R01 DA039952-05 | 93.279 | Drug Abuse and Addiction Research Programs | 318,359 | 8,197 |
| Health and Human Services, Department of | Direct | | 5 R01 DA041032-05 | 93.279 | Drug Abuse and Addiction Research Programs | 1,045,355 | 451,983 |
| Health and Human Services, Department of | Direct | | 5 R01 DA042092-03 | 93.279 | Drug Abuse and Addiction Research Programs | 407,368 | - |
| Health and Human Services, Department of | Direct | | 5 R01 DA042859-03 | 93.279 | Drug Abuse and Addiction Research Programs | 588,795 | - |
| Health and Human Services, Department of | Direct | | 5 R01 DA043696-03 | 93.279 | Drug Abuse and Addiction Research Programs | 292,203 | - |
| Health and Human Services, Department of | Direct | | 5 R01 DA044157-02 | 93.279 | Drug Abuse and Addiction Research Programs | 121,509 | - |
| Health and Human Services, Department of | Direct | | 5 R01 DA044245-03 | 93.279 | Drug Abuse and Addiction Research Programs | 589,147 | - |
| Health and Human Services, Department of | Direct | | 5 R01 DA044960-02 | 93.279 | Drug Abuse and Addiction Research Programs | 136,191 | - |
| Health and Human Services, Department of | Direct | | 5 R01 DA045063-02 | 93.279 | Drug Abuse and Addiction Research Programs | 290,924 | 12,706 |
| Health and Human Services, Department of | Direct | | 5 R01 DA045705-02 | 93.279 | Drug Abuse and Addiction Research Programs | 489,637 | - |
| Health and Human Services, Department of | Direct | | 5 R03 DA039003-02 | 93.279 | Drug Abuse and Addiction Research Programs | (9,679) | - |
| Health and Human Services, Department of | Direct | | 5 R03 DA041891-02 | 93.279 | Drug Abuse and Addiction Research Programs | 100,348 | - |
| Health and Human Services, Department of | Direct | | 5 R21 DA041202-02 | 93.279 | Drug Abuse and Addiction Research Programs | 12,693 | - |
| Health and Human Services, Department of | Direct | | 5 R21 DA041565-02 | 93.279 | Drug Abuse and Addiction Research Programs | 122,721 | - |
| Health and Human Services, Department of | Direct | | 5 R21 DA045146-02 | 93.279 | Drug Abuse and Addiction Research Programs | 157,782 | - |
| Health and Human Services, Department of | Direct | | 5 R21 DA045277-02 | 93.279 | Drug Abuse and Addiction Research Programs | 65,785 | 17,286 |
| Health and Human Services, Department of | Direct | | 5 R34 DA045067-02 | 93.279 | Drug Abuse and Addiction Research Programs | 76,284 | - |
| Health and Human Services, Department of | Direct | | 5 R34 DA047466-02 | 93.279 | Drug Abuse and Addiction Research Programs | 106,829 | - |
| Health and Human Services, Department of | Direct | | 5 R37 DA039997-05 | 93.279 | Drug Abuse and Addiction Research Programs | 541,009 | 80,223 |
| Health and Human Services, Department of | Direct | | 5 U01 DA041106-05 | 93.279 | Drug Abuse and Addiction Research Programs | 2,475,402 | 887,473 |
| Health and Human Services, Department of | Direct | | 5 U01 DA043098-03 | 93.279 | Drug Abuse and Addiction Research Programs | 734,895 | 163,209 |
| Health and Human Services, Department of | Direct | | 5R01DA036541-03 | 93.279 | Drug Abuse and Addiction Research Programs | 154,387 | - |
| Health and Human Services, Department of | Direct | | 7 R01 DA042779 03 | 93.279 | Drug Abuse and Addiction Research Programs | 99,158 | - |
| Health and Human Services, Department of | Direct | | T32 DA007268 | 93.279 | Drug Abuse and Addiction Research Programs | 386,816 | - |
| Health and Human Services, Department of | Direct | | T32 DA007281 | 93.279 | Drug Abuse and Addiction Research Programs | 216,862 | - |
| Health and Human Services, Department of | Pass-Through | Albert Einstein College of Medicine | 310734 | 93.279 | Drug Abuse and Addiction Research Programs | 13,263 | - |
| Health and Human Services, Department of | Pass-Through | Arbor Medical Innovations | R43DA046981 | 93.279 | Drug Abuse and Addiction Research Programs | 13,282 | - |
| Health and Human Services, Department of | Pass-Through | Boys Town National Research Hospital | 97008 | 93.279 | Drug Abuse and Addiction Research Programs | (390) | - |
| Health and Human Services, Department of | Pass-Through | Brown University | 00001179 | 93.279 | Drug Abuse and Addiction Research Programs | 26,724 | - |
| Health and Human Services, Department of | Pass-Through | Children's Research Institute | 30003671-01 | 93.279 | Drug Abuse and Addiction Research Programs | 25,022 | - |
| Health and Human Services, Department of | Pass-Through | Emory University | Subaward 40036 | 93.279 | Drug Abuse and Addiction Research Programs | 2,620 | - |
| Health and Human Services, Department of | Pass-Through | Emory University | T852804 | 93.279 | Drug Abuse and Addiction Research Programs | 35,755 | - |
| Health and Human Services, Department of | Pass-Through | George Washington University | 18-S26 | 93.279 | Drug Abuse and Addiction Research Programs | 28,551 | - |
| Health and Human Services, Department of | Pass-Through | Michigan State University | RC104851UM | 93.279 | Drug Abuse and Addiction Research Programs | 186,484 | - |
| Health and Human Services, Department of | Pass-Through | Pennsylvania State University | 5276-UM-DIHS-9838 | 93.279 | Drug Abuse and Addiction Research Programs | 5,643 | - |

University of Michigan
Schedule of Expenditures of Federal Awards
For the Year Ended June 30, 2019

| Cluster Title/Federal Grantor/Program | Type | Pass-Through Grantor | Award Identifier | CFDA Number | CFDA Program Title | Federal Expenditures | Pass-Through |
|--|--------------|--|-----------------------|-------------|--|----------------------|--------------|
| Health and Human Services, Department of | Pass-Through | Rush University Medical Center | 13083008-Sub02 | 93.279 | Drug Abuse and Addiction Research Programs | 28,827 | - |
| Health and Human Services, Department of | Pass-Through | Texas State University, San Marcos | 18012-82851-1 | 93.279 | Drug Abuse and Addiction Research Programs | 27,147 | - |
| Health and Human Services, Department of | Pass-Through | Texas State University, San Marcos | 18013-82803-1 | 93.279 | Drug Abuse and Addiction Research Programs | 40,015 | - |
| Health and Human Services, Department of | Pass-Through | University of Bath | Subcontract | 93.279 | Drug Abuse and Addiction Research Programs | 315,600 | - |
| Health and Human Services, Department of | Pass-Through | University of California-San Diego | 69115330 | 93.279 | Drug Abuse and Addiction Research Programs | 67,575 | - |
| Health and Human Services, Department of | Pass-Through | University of California-San Diego | 72012619 | 93.279 | Drug Abuse and Addiction Research Programs | 280,508 | - |
| Health and Human Services, Department of | Pass-Through | University of California-San Diego | 72012619 | 93.279 | Drug Abuse and Addiction Research Programs | (19,798) | - |
| Health and Human Services, Department of | Pass-Through | University of California-San Diego | 117223515 / S9002283 | 93.279 | Drug Abuse and Addiction Research Programs | 281 | - |
| Health and Human Services, Department of | Pass-Through | University of Maryland, The | 1600919 | 93.279 | Drug Abuse and Addiction Research Programs | 15,758 | - |
| Health and Human Services, Department of | Pass-Through | University of Maryland, The | 1801973 PO SR00004939 | 93.279 | Drug Abuse and Addiction Research Programs | 113,127 | - |
| Health and Human Services, Department of | Pass-Through | University of Minnesota | A007451302 | 93.279 | Drug Abuse and Addiction Research Programs | 11,517 | - |
| Health and Human Services, Department of | Pass-Through | University of Minnesota | P004670602 | 93.279 | Drug Abuse and Addiction Research Programs | 50,012 | - |
| Health and Human Services, Department of | Pass-Through | University of Minnesota | P007183802 | 93.279 | Drug Abuse and Addiction Research Programs | 67,707 | - |
| Health and Human Services, Department of | Pass-Through | University of Washington | UWSC8498 | 93.279 | Drug Abuse and Addiction Research Programs | 108,783 | - |
| Health and Human Services, Department of | Pass-Through | University of Wisconsin | 855K400 | 93.279 | Drug Abuse and Addiction Research Programs | 65,622 | - |
| Health and Human Services, Department of | Pass-Through | Virginia Commonwealth University | FP00000224_SA002 | 93.279 | Drug Abuse and Addiction Research Programs | 14,786 | - |
| | | | | | | \$ 25,352,495 | \$ 2,373,325 |
| Health and Human Services, Department of | Direct | | 5 U01 DP006265-03 | 93.283 | Centers for Disease Control and Prevention Investigations and Technical Assistance | \$ 862,998 | \$ - |
| Health and Human Services, Department of | Pass-Through | Michigan, State of, Health and Human Services, Department of | E20180447-001 | 93.283 | Centers for Disease Control and Prevention Investigations and Technical Assistance | 754 | - |
| Health and Human Services, Department of | Pass-Through | Michigan, State of, Health and Human Services, Department of | E20182522-00 | 93.283 | Centers for Disease Control and Prevention Investigations and Technical Assistance | 18,626 | - |
| Health and Human Services, Department of | Pass-Through | Michigan, State of, Health and Human Services, Department of | E20193020-00 | 93.283 | Centers for Disease Control and Prevention Investigations and Technical Assistance | 1,496 | - |
| Health and Human Services, Department of | Pass-Through | Michigan, State of, Health and Human Services, Department of | E20193022-00 G | 93.283 | Centers for Disease Control and Prevention Investigations and Technical Assistance | 1,503 | - |
| | | | | | | \$ 885,377 | \$ - |
| Health and Human Services, Department of | Direct | | 1 R21 EB019221-02 | 93.286 | Discovery and Applied Research for Technological Innovations to Improve Human Health | \$ 8,111 | \$ - |
| Health and Human Services, Department of | Direct | | 1 R21 EB021562-02 | 93.286 | Discovery and Applied Research for Technological Innovations to Improve Human Health | 62,098 | - |
| Health and Human Services, Department of | Direct | | 3U01EB018753-04S1 | 93.286 | Discovery and Applied Research for Technological Innovations to Improve Human Health | 321,285 | - |
| Health and Human Services, Department of | Direct | | 4 R01 EB016079-04 | 93.286 | Discovery and Applied Research for Technological Innovations to Improve Human Health | 31,350 | - |
| Health and Human Services, Department of | Direct | | 5 O1 EB008998-09 | 93.286 | Discovery and Applied Research for Technological Innovations to Improve Human Health | 236,525 | - |
| Health and Human Services, Department of | Direct | | 5 R01 EB003320-23 | 93.286 | Discovery and Applied Research for Technological Innovations to Improve Human Health | 569,356 | - |
| Health and Human Services, Department of | Direct | | 5 R01 EB005678-12 | 93.286 | Discovery and Applied Research for Technological Innovations to Improve Human Health | 295,798 | 160,915 |
| Health and Human Services, Department of | Direct | | 5 R01 EB009910-09 | 93.286 | Discovery and Applied Research for Technological Innovations to Improve Human Health | 171,166 | 55,557 |
| Health and Human Services, Department of | Direct | | 5 R01 EB013198-09 | 93.286 | Discovery and Applied Research for Technological Innovations to Improve Human Health | 410,602 | 298,606 |
| Health and Human Services, Department of | Direct | | 5 R01 EB016079-06 | 93.286 | Discovery and Applied Research for Technological Innovations to Improve Human Health | 203,844 | - |
| Health and Human Services, Department of | Direct | | 5 R01 EB018297-04 | 93.286 | Discovery and Applied Research for Technological Innovations to Improve Human Health | 114,361 | - |
| Health and Human Services, Department of | Direct | | 5 R01 EB019436-04 | 93.286 | Discovery and Applied Research for Technological Innovations to Improve Human Health | 315,312 | - |
| Health and Human Services, Department of | Direct | | 5 R01 EB019834-03 | 93.286 | Discovery and Applied Research for Technological Innovations to Improve Human Health | 100,407 | 33,082 |
| Health and Human Services, Department of | Direct | | 5 R01 EB020644-04 | 93.286 | Discovery and Applied Research for Technological Innovations to Improve Human Health | 193,611 | - |
| Health and Human Services, Department of | Direct | | 5 R01 EB021155-04S1 | 93.286 | Discovery and Applied Research for Technological Innovations to Improve Human Health | 429,519 | - |
| Health and Human Services, Department of | Direct | | 5 R01 EB022028-04 | 93.286 | Discovery and Applied Research for Technological Innovations to Improve Human Health | 610,735 | 161,676 |
| Health and Human Services, Department of | Direct | | 5 R01 EB022033-04 | 93.286 | Discovery and Applied Research for Technological Innovations to Improve Human Health | 415,838 | - |
| Health and Human Services, Department of | Direct | | 5 R01 EB022075-034 | 93.286 | Discovery and Applied Research for Technological Innovations to Improve Human Health | 539,135 | - |
| Health and Human Services, Department of | Direct | | 5 R01 EB022563-04 | 93.286 | Discovery and Applied Research for Technological Innovations to Improve Human Health | 612,498 | - |
| Health and Human Services, Department of | Direct | | 5 R01 EB023294-04 | 93.286 | Discovery and Applied Research for Technological Innovations to Improve Human Health | 420,032 | 130,131 |
| Health and Human Services, Department of | Direct | | 5 R01 EB023618-03 | 93.286 | Discovery and Applied Research for Technological Innovations to Improve Human Health | 371,017 | 24,035 |
| Health and Human Services, Department of | Direct | | 5 R03 EB019352-02 | 93.286 | Discovery and Applied Research for Technological Innovations to Improve Human Health | (22,884) | - |
| Health and Human Services, Department of | Direct | | 5 R03 EB023459-02 | 93.286 | Discovery and Applied Research for Technological Innovations to Improve Human Health | 83,733 | - |
| Health and Human Services, Department of | Direct | | 5 R03 EB026526-02 | 93.286 | Discovery and Applied Research for Technological Innovations to Improve Human Health | 44,048 | - |

University of Michigan
Schedule of Expenditures of Federal Awards
For the Year Ended June 30, 2019

| Cluster Title/Federal Grantor/Program | Type | Pass-Through Grantor | Award Identifier | CFDA Number | CFDA Program Title | Federal Expenditures | Pass-Through |
|--|--------------|---|----------------------|-------------|--|----------------------|--------------|
| Health and Human Services, Department of | Direct | | 5 R03 EB027444-02 | 93.286 | Discovery and Applied Research for Technological Innovations to Improve Human Health | 69,190 | - |
| Health and Human Services, Department of | Direct | | 5 R21 EB019566-02 | 93.286 | Discovery and Applied Research for Technological Innovations to Improve Human Health | 5,115 | - |
| Health and Human Services, Department of | Direct | | 5 R21 EB020811-02 | 93.286 | Discovery and Applied Research for Technological Innovations to Improve Human Health | (1,720) | - |
| Health and Human Services, Department of | Direct | | 5 R21 EB021546-02 | 93.286 | Discovery and Applied Research for Technological Innovations to Improve Human Health | 86,114 | - |
| Health and Human Services, Department of | Direct | | 5 R21 EB024038-02 | 93.286 | Discovery and Applied Research for Technological Innovations to Improve Human Health | 208,538 | - |
| Health and Human Services, Department of | Direct | | 5 R21 EB024410-02 | 93.286 | Discovery and Applied Research for Technological Innovations to Improve Human Health | 137,534 | - |
| Health and Human Services, Department of | Direct | | 5 R25 EB019898-05 | 93.286 | Discovery and Applied Research for Technological Innovations to Improve Human Health | 49,671 | - |
| Health and Human Services, Department of | Direct | | 5 U01 EB026977-02 | 93.286 | Discovery and Applied Research for Technological Innovations to Improve Human Health | 277,169 | - |
| Health and Human Services, Department of | Direct | | T32 EB005582 | 93.286 | Discovery and Applied Research for Technological Innovations to Improve Human Health | 228,815 | - |
| Health and Human Services, Department of | Pass-Through | Harvard University | 130307-5074036 | 93.286 | Discovery and Applied Research for Technological Innovations to Improve Human Health | 210,526 | - |
| Health and Human Services, Department of | Pass-Through | Harvard University | 130307-5074036 | 93.286 | Discovery and Applied Research for Technological Innovations to Improve Human Health | (12,359) | - |
| Health and Human Services, Department of | Pass-Through | Tulane University | TUL-SCC-555609-17/18 | 93.286 | Discovery and Applied Research for Technological Innovations to Improve Human Health | 3,426 | - |
| Health and Human Services, Department of | Pass-Through | University at Buffalo | R1080444 | 93.286 | Discovery and Applied Research for Technological Innovations to Improve Human Health | 5,842 | - |
| Health and Human Services, Department of | Pass-Through | University of Colorado Boulder | 1556807 | 93.286 | Discovery and Applied Research for Technological Innovations to Improve Human Health | 71,971 | - |
| Health and Human Services, Department of | Pass-Through | University of Memphis | 5-40513 | 93.286 | Discovery and Applied Research for Technological Innovations to Improve Human Health | 29,749 | - |
| Health and Human Services, Department of | Pass-Through | University of Mississippi | 66107990617 | 93.286 | Discovery and Applied Research for Technological Innovations to Improve Human Health | 18,458 | - |
| Health and Human Services, Department of | Direct | | 2 U81 HP29300 04 | 93.300 | National Center for Health Workforce Analysis | \$ 7,925,536 | \$ 864,002 |
| Health and Human Services, Department of | Direct | | 5 U81 HP29300-03-00 | 93.300 | National Center for Health Workforce Analysis | \$ 736,569 | \$ 43,523 |
| | | | | | | \$ 281,554 | \$ 45,051 |
| | | | | | | \$ 1,018,123 | \$ 88,574 |
| Health and Human Services, Department of | Direct | | 3 R01 CA071699-20S1 | 93.307 | Minority Health and Health Disparities Research | \$ 216,777 | \$ - |
| Health and Human Services, Department of | Direct | | 4 P60 MD002249-10 | 93.307 | Minority Health and Health Disparities Research | 390,795 | 369,950 |
| Health and Human Services, Department of | Direct | | 5 R01 MD008879-05 | 93.307 | Minority Health and Health Disparities Research | 282,816 | - |
| Health and Human Services, Department of | Direct | | 5 R01 MD011516-03 | 93.307 | Minority Health and Health Disparities Research | 471,861 | - |
| Health and Human Services, Department of | Direct | | 5 R01 MD011570-04 | 93.307 | Minority Health and Health Disparities Research | 974,136 | 40,796 |
| Health and Human Services, Department of | Direct | | 5 R01 MD011716-03 | 93.307 | Minority Health and Health Disparities Research | 998,463 | 830,219 |
| Health and Human Services, Department of | Direct | | 5 R01 MD011721-03 | 93.307 | Minority Health and Health Disparities Research | 319,115 | 72,628 |
| Health and Human Services, Department of | Direct | | 5 R01 MD013299-02 | 93.307 | Minority Health and Health Disparities Research | 831,782 | - |
| Health and Human Services, Department of | Direct | | 5 R03 MD012327-02 | 93.307 | Minority Health and Health Disparities Research | 25,022 | - |
| Health and Human Services, Department of | Direct | | 5 R21 MD012683-02 | 93.307 | Minority Health and Health Disparities Research | 105,817 | 38,349 |
| Health and Human Services, Department of | Direct | | 5 T37 MD001425-21 | 93.307 | Minority Health and Health Disparities Research | 90,655 | - |
| Health and Human Services, Department of | Direct | | 5 U01 MD010579-04 | 93.307 | Minority Health and Health Disparities Research | 591,421 | - |
| Health and Human Services, Department of | Pass-Through | Boston College | 5105592-3 | 93.307 | Minority Health and Health Disparities Research | 5,784 | - |
| Health and Human Services, Department of | Pass-Through | Harvard University | 115402-5103514 | 93.307 | Minority Health and Health Disparities Research | 41,889 | - |
| Health and Human Services, Department of | Pass-Through | Harvard University | 116557-5103714 | 93.307 | Minority Health and Health Disparities Research | (4,057) | - |
| Health and Human Services, Department of | Pass-Through | MEI Research, Ltd. | STTR Phase II | 93.307 | Minority Health and Health Disparities Research | 192,103 | - |
| Health and Human Services, Department of | Pass-Through | Michigan State University | RC106388E | 93.307 | Minority Health and Health Disparities Research | 56,380 | - |
| Health and Human Services, Department of | Pass-Through | Michigan State University | RC106388E | 93.307 | Minority Health and Health Disparities Research | 17,670 | - |
| Health and Human Services, Department of | Pass-Through | Thomas Jefferson University | 080-18060-S10702 | 93.307 | Minority Health and Health Disparities Research | (1,047) | - |
| Health and Human Services, Department of | Pass-Through | University of Illinois-Urbana-Champaign | 079243-15822 | 93.307 | Minority Health and Health Disparities Research | 10,265 | - |
| Health and Human Services, Department of | Pass-Through | University of Illinois-Urbana-Champaign | 079243-15822 | 93.307 | Minority Health and Health Disparities Research | 4,303 | - |
| Health and Human Services, Department of | Pass-Through | University of Pennsylvania | 571099 | 93.307 | Minority Health and Health Disparities Research | 207,753 | - |
| Health and Human Services, Department of | Pass-Through | University of Pennsylvania | 576151 PO#4233592 | 93.307 | Minority Health and Health Disparities Research | 85,974 | - |
| Health and Human Services, Department of | Pass-Through | Zansors | Agreement | 93.307 | Minority Health and Health Disparities Research | (73,420) | - |
| | | | | | | \$ 5,842,257 | \$ 1,351,942 |
| Health and Human Services, Department of | Direct | | 1 DP2 DK113750-01 | 93.310 | Trans-NIH Research Support | \$ 289,755 | \$ - |
| Health and Human Services, Department of | Direct | | 1 DP2 GM114848-01 | 93.310 | Trans-NIH Research Support | 511,747 | - |
| Health and Human Services, Department of | Direct | | 1 DP2-MH104119-01 | 93.310 | Trans-NIH Research Support | 1,915 | - |
| Health and Human Services, Department of | Direct | | 1 U2C ES026553-01 | 93.310 | Trans-NIH Research Support | 993,891 | - |
| Health and Human Services, Department of | Direct | | 3 R25 GM111837-04S1 | 93.310 | Trans-NIH Research Support | 182,464 | 8,231 |
| Health and Human Services, Department of | Direct | | 3 U18 EB021760-02S1 | 93.310 | Trans-NIH Research Support | 964 | - |
| Health and Human Services, Department of | Direct | | 30T2OD024907-01S2 | 93.310 | Trans-NIH Research Support | 775,649 | - |
| Health and Human Services, Department of | Direct | | 4 U24 DK097153-05 | 93.310 | Trans-NIH Research Support | 536,182 | 21,965 |
| Health and Human Services, Department of | Direct | | 5 R01 ES026877-04 | 93.310 | Trans-NIH Research Support | 458,997 | 105,913 |
| Health and Human Services, Department of | Direct | | 5 R01 HD086676-03S1 | 93.310 | Trans-NIH Research Support | 354,644 | 34,094 |
| Health and Human Services, Department of | Direct | | 5 R25 EB022363-03 | 93.310 | Trans-NIH Research Support | 116,153 | - |
| Health and Human Services, Department of | Direct | | 5 U01 CA235487-02 | 93.310 | Trans-NIH Research Support | 300,772 | 43,773 |
| Health and Human Services, Department of | Direct | | 5 U01 GM125274-03 | 93.310 | Trans-NIH Research Support | 644,050 | - |
| Health and Human Services, Department of | Direct | | 5 U24 DK112342-03 | 93.310 | Trans-NIH Research Support | 946,652 | - |
| Health and Human Services, Department of | Direct | | 5 U2CES030164-02 | 93.310 | Trans-NIH Research Support | 581,081 | - |

University of Michigan
Schedule of Expenditures of Federal Awards
For the Year Ended June 30, 2019

| Cluster Title/Federal Grantor/Program | Type | Pass-Through Grantor | Award Identifier | CFDA Number | CFDA Program Title | Federal Expenditures | Pass-Through |
|--|--------------|--|-----------------------|-------------|--|----------------------|--------------|
| Health and Human Services, Department of | Pass-Through | Cleveland Clinic Lerner College of Medicine | 992-SUB | 93.310 | Trans-NIH Research Support | 66,282 | - |
| Health and Human Services, Department of | Pass-Through | Michigan State University | RC 108889UM | 93.310 | Trans-NIH Research Support | 469,693 | - |
| Health and Human Services, Department of | Pass-Through | Michigan State University | RC106694A | 93.310 | Trans-NIH Research Support | 221,276 | - |
| Health and Human Services, Department of | Pass-Through | Michigan State University | RG100983 | 93.310 | Trans-NIH Research Support | 9,131 | - |
| Health and Human Services, Department of | Pass-Through | Michigan State University | RG100983-2 | 93.310 | Trans-NIH Research Support | 8,352 | - |
| Health and Human Services, Department of | Pass-Through | Northeastern University | 500626-78051 | 93.310 | Trans-NIH Research Support | 262,928 | - |
| Health and Human Services, Department of | Pass-Through | Rockefeller University | 5UH3TR000933-05 | 93.310 | Trans-NIH Research Support | 38,982 | - |
| Health and Human Services, Department of | Pass-Through | The University of Texas Health Science Center at Houston | 0012225A | 93.310 | Trans-NIH Research Support | 135,750 | - |
| Health and Human Services, Department of | Pass-Through | University of California-San Diego | 105433232 | 93.310 | Trans-NIH Research Support | 23,782 | - |
| Health and Human Services, Department of | Pass-Through | Vanderbilt University Medical Center | VUMC 58159 | 93.310 | Trans-NIH Research Support | 7,576 | - |
| Health and Human Services, Department of | Pass-Through | Vanderbilt University Medical Center | VUMC 58159 | 93.310 | Trans-NIH Research Support | 6,904 | - |
| | | | | | | \$ 7,945,572 | \$ 213,976 |
| Health and Human Services, Department of | Direct | | 1 NU13PS003769-01-00 | 93.339 | Public Health Conference Support | \$ 89,045 | \$ - |
| Health and Human Services, Department of | Direct | | 1 R13 TR002521-01 | 93.350 | National Center for Advancing Translational Sciences | \$ 26,999 | \$ - |
| Health and Human Services, Department of | Direct | | 1 U01 TR002488-02 | 93.350 | National Center for Advancing Translational Sciences | 803,249 | 323,383 |
| Health and Human Services, Department of | Direct | | 5 KL2 TR002241-03 | 93.350 | National Center for Advancing Translational Sciences | 1,299,864 | - |
| Health and Human Services, Department of | Direct | | 5 U01 TR002013-03 | 93.350 | National Center for Advancing Translational Sciences | 866,338 | 462,199 |
| Health and Human Services, Department of | Direct | | 5 UL1 TR002240-03 | 93.350 | National Center for Advancing Translational Sciences | 9,587,667 | 21,396 |
| Health and Human Services, Department of | Direct | | TL1 TR002242 | 93.350 | National Center for Advancing Translational Sciences | 126,796 | - |
| Health and Human Services, Department of | Pass-Through | University of Alabama | 000508606-018 | 93.350 | National Center for Advancing Translational Sciences | 849 | - |
| Health and Human Services, Department of | Pass-Through | University of South Florida | 6119-1359-11-B | 93.350 | National Center for Advancing Translational Sciences | 803 | - |
| Health and Human Services, Department of | Pass-Through | Washington University in St. Louis | UWSC10033 / BPO 26355 | 93.350 | National Center for Advancing Translational Sciences | 31,492 | - |
| | | | | | | \$ 12,744,057 | \$ 806,978 |
| Health and Human Services, Department of | Direct | | 1 S10 OD021619-01 | 93.351 | Research Infrastructure Programs | \$ (104,091) | \$ - |
| Health and Human Services, Department of | Direct | | 1 S10OD025046 01 | 93.351 | Research Infrastructure Programs | 600,000 | - |
| Health and Human Services, Department of | Direct | | 5 K26 OD016502-05 | 93.351 | Research Infrastructure Programs | (12,117) | - |
| Health and Human Services, Department of | Direct | | 5 R21 OD018265-02 | 93.351 | Research Infrastructure Programs | (3,243) | - |
| Health and Human Services, Department of | Direct | | 5 R21 OD0201087-02 | 93.351 | Research Infrastructure Programs | (26,151) | - |
| Health and Human Services, Department of | Direct | | 5 R21 OD023194-02 | 93.351 | Research Infrastructure Programs | 140,860 | - |
| Health and Human Services, Department of | Direct | | 5 R21 OD024789-02 | 93.351 | Research Infrastructure Programs | 159,688 | 65,270 |
| Health and Human Services, Department of | Pass-Through | North Carolina State University | 2018-0522-01 | 93.351 | Research Infrastructure Programs | 25,605 | - |
| | | | | | | \$ 780,551 | \$ 65,270 |
| Health and Human Services, Department of | Direct | | 1U01CA224145-01 | 93.353 | 21st Century Cures Act - Beau Biden Cancer Moonshot | \$ 701,199 | \$ - |
| Health and Human Services, Department of | Pass-Through | Dana-Farber Cancer Institute | 1204001 | 93.353 | 21st Century Cures Act - Beau Biden Cancer Moonshot | 30,705 | - |
| Health and Human Services, Department of | Pass-Through | Magee Womens Research Institute | 6800 | 93.353 | 21st Century Cures Act - Beau Biden Cancer Moonshot | 16,898 | - |
| Health and Human Services, Department of | Pass-Through | University of Minnesota | H006354701 | 93.353 | 21st Century Cures Act - Beau Biden Cancer Moonshot | 171,897 | - |
| | | | | | | \$ 920,699 | \$ - |
| Health and Human Services, Department of | Direct | | 4 UF1HP26979-03-02 | 93.359 | Nurse Education, Practice Quality and Retention Grants | \$ 209,766 | \$ - |
| Health and Human Services, Department of | Direct | | 6UD7HP28536-01-02 | 93.359 | Nurse Education, Practice Quality and Retention Grants | 388,675 | 299,059.00 |
| | | | | | | \$ 598,441 | \$ 299,059 |
| Health and Human Services, Department of | Direct | | 4 R01 NR013658-05 | 93.361 | Nursing Research | 75,953 | 50,143.00 |
| Health and Human Services, Department of | Direct | | 4 R01 NR013861-05 | 93.361 | Nursing Research | (37,203) | - |
| Health and Human Services, Department of | Direct | | 5 P20 NR015331-05 | 93.361 | Nursing Research | 222,959 | - |
| Health and Human Services, Department of | Direct | | 5 R01 NR016093-03 | 93.361 | Nursing Research | 565,201 | - |
| Health and Human Services, Department of | Direct | | 5 R01 NR016123-04 | 93.361 | Nursing Research | 533,123 | - |
| Health and Human Services, Department of | Direct | | 5 R01 NR017096-03 | 93.361 | Nursing Research | 506,552 | 99,778 |
| Health and Human Services, Department of | Direct | | 5 R21 NR016332-02 | 93.361 | Nursing Research | 174,437 | 4,964 |
| Health and Human Services, Department of | Direct | | 5 R21 NR016802-02 | 93.361 | Nursing Research | 188,802 | 10,178 |
| Health and Human Services, Department of | Direct | | 5 R21 NR016930-02 | 93.361 | Nursing Research | 131,547 | - |
| Health and Human Services, Department of | Direct | | T32 NR016914 | 93.361 | Nursing Research | 210,418 | - |
| Health and Human Services, Department of | Pass-Through | Henry Ford Health System | B11112MSU | 93.361 | Nursing Research | 12,777 | - |
| Health and Human Services, Department of | Pass-Through | Indiana University | IN4679348UM | 93.361 | Nursing Research | 102,079 | - |
| Health and Human Services, Department of | Pass-Through | Michigan State University | RC106854UM | 93.361 | Nursing Research | 12,561 | - |
| Health and Human Services, Department of | Pass-Through | Michigan State University | RC106970UM | 93.361 | Nursing Research | 33,794 | - |
| Health and Human Services, Department of | Pass-Through | The University of Texas MD Anderson Cancer Center | 3001166284 | 93.361 | Nursing Research | 8,853 | - |
| Health and Human Services, Department of | Pass-Through | Wayne State University | WSU19027 | 93.361 | Nursing Research | 47,269 | - |
| | | | | | | \$ 2,789,122 | \$ 165,063 |
| Health and Human Services, Department of | Pass-Through | Michigan State University | RC103659UM | 93.389 | National Center for Research Resources | \$ 58,408 | \$ - |
| Health and Human Services, Department of | Direct | | 1 F99 CA234810-01 | 93.393 | Cancer Cause and Prevention Research | \$ 24,425 | \$ - |
| Health and Human Services, Department of | Direct | | 1 R01 CA232263-01A1 | 93.393 | Cancer Cause and Prevention Research | 167,201 | - |
| Health and Human Services, Department of | Direct | | 1 R37 CA233476-01 | 93.393 | Cancer Cause and Prevention Research | 111,040 | - |
| Health and Human Services, Department of | Direct | | 4 P01 CA163233-05 | 93.393 | Cancer Cause and Prevention Research | 72,982 | 34,366 |
| Health and Human Services, Department of | Direct | | 5 R01 CA129102-10 | 93.393 | Cancer Cause and Prevention Research | 340,851 | 96,363 |
| Health and Human Services, Department of | Direct | | 5 R01 CA152192-05 | 93.393 | Cancer Cause and Prevention Research | (19,573) | - |
| Health and Human Services, Department of | Direct | | 5 R01 CA171277-05 | 93.393 | Cancer Cause and Prevention Research | 51,975 | - |
| Health and Human Services, Department of | Direct | | 5 R01 CA174768-05 | 93.393 | Cancer Cause and Prevention Research | 292,265 | - |
| Health and Human Services, Department of | Direct | | 5 R01 CA189352-05 | 93.393 | Cancer Cause and Prevention Research | 320,002 | - |
| Health and Human Services, Department of | Direct | | 5 R01 CA200731-04 | 93.393 | Cancer Cause and Prevention Research | 470,508 | - |
| Health and Human Services, Department of | Direct | | 5 R01 CA201198-04 | 93.393 | Cancer Cause and Prevention Research | 632,062 | - |
| Health and Human Services, Department of | Direct | | 5 R01 CA201356-04 | 93.393 | Cancer Cause and Prevention Research | 395,839 | 50,853 |
| Health and Human Services, Department of | Direct | | 5 R01 CA201415-03 | 93.393 | Cancer Cause and Prevention Research | 488,051 | 180,613 |
| Health and Human Services, Department of | Direct | | 5 R01 CA203542-04 | 93.393 | Cancer Cause and Prevention Research | 329,201 | - |
| Health and Human Services, Department of | Direct | | 5 R01 CA206010-04 | 93.393 | Cancer Cause and Prevention Research | 543,327 | - |
| Health and Human Services, Department of | Direct | | 5 R01 CA214829-02 | 93.393 | Cancer Cause and Prevention Research | 669,462 | - |
| Health and Human Services, Department of | Direct | | 5 R01 CA215981-02 | 93.393 | Cancer Cause and Prevention Research | 444,950 | - |
| Health and Human Services, Department of | Direct | | 5 R01 CA218116-02 | 93.393 | Cancer Cause and Prevention Research | 471,077 | - |

University of Michigan
Schedule of Expenditures of Federal Awards
For the Year Ended June 30, 2019

| Cluster Title/Federal Grantor/Program | Type | Pass-Through Grantor | Award Identifier | CFDA Number | CFDA Program Title | Federal Expenditures | Pass-Through |
|--|--------------|---|-------------------------|-------------|---|----------------------|--------------|
| Health and Human Services, Department of | Direct | | 5 R01CA212517-03 | 93.393 | Cancer Cause and Prevention Research | 185,492 | 17,282 |
| Health and Human Services, Department of | Direct | | 5 R21 CA191186-04 | 93.393 | Cancer Cause and Prevention Research | 40,590 | - |
| Health and Human Services, Department of | Direct | | 5 R21 CA201782-02 | 93.393 | Cancer Cause and Prevention Research | 167,599 | - |
| Health and Human Services, Department of | Direct | | 5 R21 CA204560-03 | 93.393 | Cancer Cause and Prevention Research | 233,144 | - |
| Health and Human Services, Department of | Direct | | 5 R21 CA219300-02 | 93.393 | Cancer Cause and Prevention Research | 209,765 | - |
| Health and Human Services, Department of | Direct | | 5 R37 CA214787-02 | 93.393 | Cancer Cause and Prevention Research | 536,382 | 169,325 |
| Health and Human Services, Department of | Direct | | 5 R37 CA222885-02 | 93.393 | Cancer Cause and Prevention Research | 509,568 | - |
| Health and Human Services, Department of | Direct | | 5 U01 CA182915-05 | 93.393 | Cancer Cause and Prevention Research | 574,310 | - |
| Health and Human Services, Department of | Direct | | 5 U01 CA199284-05 | 93.393 | Cancer Cause and Prevention Research | 1,800,917 | 1,345,882 |
| Health and Human Services, Department of | Direct | | 5 U24 CA204863-03 | 93.393 | Cancer Cause and Prevention Research | 841,836 | 372,844 |
| Health and Human Services, Department of | Pass-Through | Arcascope | Research Agreement | 93.393 | Cancer Cause and Prevention Research | 62,251 | - |
| Health and Human Services, Department of | Pass-Through | Brown University | 00001193 | 93.393 | Cancer Cause and Prevention Research | 17,406 | - |
| Health and Human Services, Department of | Pass-Through | Brown University | 00001193 | 93.393 | Cancer Cause and Prevention Research | 16,223 | - |
| Health and Human Services, Department of | Pass-Through | Columbia University | 5(GG012814-01) | 93.393 | Cancer Cause and Prevention Research | 15,494 | - |
| Health and Human Services, Department of | Pass-Through | Georgetown University | 412187 _ GR411954-UM | 93.393 | Cancer Cause and Prevention Research | 6,328 | - |
| Health and Human Services, Department of | Pass-Through | Georgetown University | GR411619 | 93.393 | Cancer Cause and Prevention Research | 69,514 | - |
| Health and Human Services, Department of | Pass-Through | Georgetown University | GR413124 | 93.393 | Cancer Cause and Prevention Research | 139,981 | - |
| Health and Human Services, Department of | Pass-Through | Harvard University | 112185-5101412 | 93.393 | Cancer Cause and Prevention Research | 31,484 | - |
| Health and Human Services, Department of | Pass-Through | Hutchinson, Fred, Cancer Research Center | 0000917146 | 93.393 | Cancer Cause and Prevention Research | 2,699 | - |
| Health and Human Services, Department of | Pass-Through | Hutchinson, Fred, Cancer Research Center | 0000918478 | 93.393 | Cancer Cause and Prevention Research | 34,853 | - |
| Health and Human Services, Department of | Pass-Through | Hutchinson, Fred, Cancer Research Center | 0000954436 | 93.393 | Cancer Cause and Prevention Research | 220,677 | - |
| Health and Human Services, Department of | Pass-Through | Hutchinson, Fred, Cancer Research Center | 0000956874 | 93.393 | Cancer Cause and Prevention Research | 17,818 | - |
| Health and Human Services, Department of | Pass-Through | ImBio | 22 | 93.393 | Cancer Cause and Prevention Research | 1,632 | - |
| Health and Human Services, Department of | Pass-Through | ImBio | 1 R44 CA210825 02 | 93.393 | Cancer Cause and Prevention Research | 238,290 | - |
| Health and Human Services, Department of | Pass-Through | ImBio | 22-03 | 93.393 | Cancer Cause and Prevention Research | 26,831 | - |
| Health and Human Services, Department of | Pass-Through | Memorial Sloan-Kettering Cancer Center (MSKCC) | BD519865A | 93.393 | Cancer Cause and Prevention Research | 37,505 | - |
| Health and Human Services, Department of | Pass-Through | Northwestern University | 60041989 UM | 93.393 | Cancer Cause and Prevention Research | 148,070 | - |
| Health and Human Services, Department of | Pass-Through | Ohio State University, The | 60064997 | 93.393 | Cancer Cause and Prevention Research | 130,672 | - |
| Health and Human Services, Department of | Pass-Through | Ohio State University, The | 60065296 | 93.393 | Cancer Cause and Prevention Research | 80,666 | - |
| Health and Human Services, Department of | Pass-Through | Ohio State University, The | RF01456068 | 93.393 | Cancer Cause and Prevention Research | (75) | - |
| Health and Human Services, Department of | Pass-Through | ProDevice Medical Supplies and Equipment LLC | Award Letter | 93.393 | Cancer Cause and Prevention Research | 45,524 | - |
| Health and Human Services, Department of | Pass-Through | Purdue University | 4102-41070 | 93.393 | Cancer Cause and Prevention Research | (150) | - |
| Health and Human Services, Department of | Pass-Through | Stanford University | 61795885-129906 | 93.393 | Cancer Cause and Prevention Research | 273,834 | - |
| Health and Human Services, Department of | Pass-Through | The University of Texas MD Anderson Cancer Center | 3001216083 | 93.393 | Cancer Cause and Prevention Research | 17,501 | - |
| Health and Human Services, Department of | Pass-Through | The University of Texas MD Anderson Cancer Center | R01CA214954 | 93.393 | Cancer Cause and Prevention Research | 77,433 | - |
| Health and Human Services, Department of | Pass-Through | The University of Texas MD Anderson Cancer Center | Subaward No. 3000993722 | 93.393 | Cancer Cause and Prevention Research | (6,727) | - |
| Health and Human Services, Department of | Pass-Through | University of North Carolina at Chapel Hill | 5106265 | 93.393 | Cancer Cause and Prevention Research | 23,914 | - |
| Health and Human Services, Department of | Pass-Through | University of Pittsburgh | 0057797 (130855?1) | 93.393 | Cancer Cause and Prevention Research | 23,166 | - |
| Health and Human Services, Department of | Pass-Through | University of South Carolina | 18-3419 | 93.393 | Cancer Cause and Prevention Research | 51,520 | - |
| Health and Human Services, Department of | Pass-Through | University of Southern California | 65281593 | 93.393 | Cancer Cause and Prevention Research | 26,541 | - |
| Health and Human Services, Department of | Pass-Through | University of Utah | 10045740-06 | 93.393 | Cancer Cause and Prevention Research | 14,897 | - |
| | | | | | | \$ 12,751,020 | \$ 2,267,528 |
| Health and Human Services, Department of | Direct | | 1 R01 CA226527-01 | 93.394 | Cancer Detection and Diagnosis Research | \$ 234,199 | \$ - |
| Health and Human Services, Department of | Direct | | 1 R01 CA238023 01 | 93.394 | Cancer Detection and Diagnosis Research | 78,794 | - |
| Health and Human Services, Department of | Direct | | 1 R37 CA222829-01A1 | 93.394 | Cancer Detection and Diagnosis Research | 74,852 | - |
| Health and Human Services, Department of | Direct | | 1 U01 CA232931 01 | 93.394 | Cancer Detection and Diagnosis Research | 16,688 | - |
| Health and Human Services, Department of | Direct | | 5 P01 CA085878-14 | 93.394 | Cancer Detection and Diagnosis Research | 889,374 | 52,007 |
| Health and Human Services, Department of | Direct | | 5 R01 CA160254-08 | 93.394 | Cancer Detection and Diagnosis Research | 335,010 | 39,771 |
| Health and Human Services, Department of | Direct | | 5 R01 CA186769-05 | 93.394 | Cancer Detection and Diagnosis Research | 188,194 | - |
| Health and Human Services, Department of | Direct | | 5 R01 CA190299-05 | 93.394 | Cancer Detection and Diagnosis Research | 564,838 | 338,147 |
| Health and Human Services, Department of | Direct | | 5 R01 CA194536-04 | 93.394 | Cancer Detection and Diagnosis Research | 594,548 | - |
| Health and Human Services, Department of | Direct | | 5 R01 CA208335-03 | 93.394 | Cancer Detection and Diagnosis Research | 704,789 | - |
| Health and Human Services, Department of | Direct | | 5 R01 CA210237-03 | 93.394 | Cancer Detection and Diagnosis Research | 714,770 | - |
| Health and Human Services, Department of | Direct | | 5 R01 CA211217-02 | 93.394 | Cancer Detection and Diagnosis Research | 536,188 | - |
| Health and Human Services, Department of | Direct | | 5 R01 CA214981 02 | 93.394 | Cancer Detection and Diagnosis Research | 525,258 | - |
| Health and Human Services, Department of | Direct | | 5 R01 CA215574-02 | 93.394 | Cancer Detection and Diagnosis Research | 408,681 | 59,594 |
| Health and Human Services, Department of | Direct | | 5 R01 CA217954-02 | 93.394 | Cancer Detection and Diagnosis Research | 301,153 | - |
| Health and Human Services, Department of | Direct | | 5 R21 CA188481-02 | 93.394 | Cancer Detection and Diagnosis Research | (4,888) | - |
| Health and Human Services, Department of | Direct | | 5 R21 CA189775-02 | 93.394 | Cancer Detection and Diagnosis Research | (7,118) | - |
| Health and Human Services, Department of | Direct | | 5 R21 CA205414-02 | 93.394 | Cancer Detection and Diagnosis Research | 7,200 | 14,185 |
| Health and Human Services, Department of | Direct | | 5 R33 CA202867-03 | 93.394 | Cancer Detection and Diagnosis Research | 181,974 | - |
| Health and Human Services, Department of | Direct | | 5 R33 CA229023 02 | 93.394 | Cancer Detection and Diagnosis Research | 254,716 | - |
| Health and Human Services, Department of | Direct | | 5 R35 CA197701-04 | 93.394 | Cancer Detection and Diagnosis Research | 548,672 | - |
| Health and Human Services, Department of | Direct | | 5 R35 CA231996-02 | 93.394 | Cancer Detection and Diagnosis Research | 781,600 | - |
| Health and Human Services, Department of | Direct | | 5 R37 CA214955-03 | 93.394 | Cancer Detection and Diagnosis Research | 352,232 | 98,601 |
| Health and Human Services, Department of | Direct | | 5 R50 CA 221808 - 02 | 93.394 | Cancer Detection and Diagnosis Research | 53,968 | - |
| Health and Human Services, Department of | Direct | | 5 U01 CA086400-19 | 93.394 | Cancer Detection and Diagnosis Research | 1,222,151 | 239,797 |
| Health and Human Services, Department of | Direct | | 5 U01 CA166104-08 | 93.394 | Cancer Detection and Diagnosis Research | 545,908 | 29,491 |
| Health and Human Services, Department of | Direct | | 5 U01 CA179106-04 | 93.394 | Cancer Detection and Diagnosis Research | 111,187 | - |
| Health and Human Services, Department of | Direct | | 5 U01 CA183848-06 | 93.394 | Cancer Detection and Diagnosis Research | 397,026 | - |
| Health and Human Services, Department of | Direct | | 5 U01 CA189291-04 | 93.394 | Cancer Detection and Diagnosis Research | 252,271 | - |
| Health and Human Services, Department of | Direct | | 5 U01 CA195599-05 | 93.394 | Cancer Detection and Diagnosis Research | 339,895 | 6,702 |
| Health and Human Services, Department of | Direct | | 5 U01 CA214170-04 | 93.394 | Cancer Detection and Diagnosis Research | 703,645 | - |
| Health and Human Services, Department of | Direct | | 5 U01 CA216459-02 | 93.394 | Cancer Detection and Diagnosis Research | 358,536 | 5,165 |
| Health and Human Services, Department of | Direct | | 5 U01 CA225753-02 | 93.394 | Cancer Detection and Diagnosis Research | 446,112 | 147,737 |
| Health and Human Services, Department of | Direct | | 5 U01 CA230669-02 | 93.394 | Cancer Detection and Diagnosis Research | 458,171 | - |

University of Michigan
Schedule of Expenditures of Federal Awards
For the Year Ended June 30, 2019

| Cluster Title/Federal Grantor/Program | Type | Pass-Through Grantor | Award Identifier | CFDA Number | CFDA Program Title | Federal Expenditures | Pass-Through |
|--|--------------|--|-----------------------------|-------------|---|----------------------|---------------------|
| Health and Human Services, Department of | Direct | | 5 U24 CA210967-04 | 93.394 | Cancer Detection and Diagnosis Research | 859,795 | - |
| Health and Human Services, Department of | Pass-Through | Case Western Reserve University | RESS11502 | 93.394 | Cancer Detection and Diagnosis Research | 558 | - |
| Health and Human Services, Department of | Pass-Through | Case Western Reserve University | RESS13628 | 93.394 | Cancer Detection and Diagnosis Research | 2,909 | - |
| Health and Human Services, Department of | Pass-Through | Hutchinson, Fred, Cancer Research Center | 0000853873 | 93.394 | Cancer Detection and Diagnosis Research | 56,833 | - |
| Health and Human Services, Department of | Pass-Through | Hutchinson, Fred, Cancer Research Center | 0000879068-Project 214681 | 93.394 | Cancer Detection and Diagnosis Research | 7,353 | - |
| Health and Human Services, Department of | Pass-Through | Hutchinson, Fred, Cancer Research Center | Subaward No. 0000961971 | 93.394 | Cancer Detection and Diagnosis Research | 371,263 | - |
| Health and Human Services, Department of | Pass-Through | Light Age, Inc | Grant #: 1R43CA206756-01 | 93.394 | Cancer Detection and Diagnosis Research | (30,487) | - |
| Health and Human Services, Department of | Pass-Through | Sloan-Kettering Cancer Institute | Subaward Agreement | 93.394 | Cancer Detection and Diagnosis Research | 22,625 | - |
| Health and Human Services, Department of | Pass-Through | The Research Institute at Nationwide Children's Hospital | 820389BF | 93.394 | Cancer Detection and Diagnosis Research | 19,017 | - |
| Health and Human Services, Department of | Pass-Through | The University of Texas MD Anderson Cancer Center | 00004191 | 93.394 | Cancer Detection and Diagnosis Research | 17,896 | - |
| Health and Human Services, Department of | Pass-Through | The University of Texas MD Anderson Cancer Center | 3001270326 | 93.394 | Cancer Detection and Diagnosis Research | 47,608 | - |
| Health and Human Services, Department of | Pass-Through | University of California-San Diego | 112292279 | 93.394 | Cancer Detection and Diagnosis Research | 22,646 | - |
| Health and Human Services, Department of | Pass-Through | University of Texas Southwestern Medical Center | GMO 170509 | 93.394 | Cancer Detection and Diagnosis Research | 48,965 | - |
| Health and Human Services, Department of | Pass-Through | University of Texas Southwestern Medical Center | GMO 180111 PO RGC0000001422 | 93.394 | Cancer Detection and Diagnosis Research | 19,852 | - |
| Health and Human Services, Department of | Pass-Through | University of Texas Southwestern Medical Center | GMO 180111 PO# 000001422A | 93.394 | Cancer Detection and Diagnosis Research | 24,990 | - |
| Health and Human Services, Department of | Pass-Through | University of Texas Southwestern Medical Center | GMO 191109 | 93.394 | Cancer Detection and Diagnosis Research | 109,112 | - |
| Health and Human Services, Department of | Pass-Through | University of Washington | UWSC8459 | 93.394 | Cancer Detection and Diagnosis Research | 336,855 | - |
| Health and Human Services, Department of | Pass-Through | Virginia Polytechnic Institute and State University | 432045-19337 | 93.394 | Cancer Detection and Diagnosis Research | 99,936 | - |
| | | | | | | \$ 15,208,320 | \$ 1,031,197 |
| Health and Human Services, Department of | Direct | | 1 R01 CA220199-02 | 93.395 | Cancer Treatment Research | 616,729 | - |
| Health and Human Services, Department of | Direct | | 1 R01 CA226759-01A1 | 93.395 | Cancer Treatment Research | 148,253 | - |
| Health and Human Services, Department of | Direct | | 1 R01 CA235726-01 | 93.395 | Cancer Treatment Research | 63,407 | - |
| Health and Human Services, Department of | Direct | | 1 UG1 CA233160-01 | 93.395 | Cancer Treatment Research | 211,351 | - |
| Health and Human Services, Department of | Direct | | 2 R01 CA217156-03 | 93.395 | Cancer Treatment Research | 382,904 | 2,062 |
| Health and Human Services, Department of | Direct | | 4 R01 CA163737-05 | 93.395 | Cancer Treatment Research | 22,779 | - |
| Health and Human Services, Department of | Direct | | 4 R01 CA166033-05 | 93.395 | Cancer Treatment Research | 66,863 | - |
| Health and Human Services, Department of | Direct | | 4 R01 CA177307-04 | 93.395 | Cancer Treatment Research | (17,169) | - |
| Health and Human Services, Department of | Direct | | 5 P01 CA059827-20 | 93.395 | Cancer Treatment Research | 2,226,485 | - |
| Health and Human Services, Department of | Direct | | 5 R00 - CA197672-05 | 93.395 | Cancer Treatment Research | 359,549 | - |
| Health and Human Services, Department of | Direct | | 5 R00 CA194163-05 | 93.395 | Cancer Treatment Research | 286,765 | - |
| Health and Human Services, Department of | Direct | | 5 R01 CA125187-10S1 | 93.395 | Cancer Treatment Research | (5,998) | - |
| Health and Human Services, Department of | Direct | | 5 R01 CA133046-10 | 93.395 | Cancer Treatment Research | 216,139 | - |
| Health and Human Services, Department of | Direct | | 5 R01 CA140667-09 | 93.395 | Cancer Treatment Research | 563,246 | - |
| Health and Human Services, Department of | Direct | | 5 R01 CA160467-08 | 93.395 | Cancer Treatment Research | 409,274 | 8,411 |
| Health and Human Services, Department of | Direct | | 5 R01 CA181654-06 | 93.395 | Cancer Treatment Research | 190,870 | - |
| Health and Human Services, Department of | Direct | | 5 R01 CA184153-05 | 93.395 | Cancer Treatment Research | 598,033 | - |
| Health and Human Services, Department of | Direct | | 5 R01 CA187004-03 | 93.395 | Cancer Treatment Research | (56,719) | - |
| Health and Human Services, Department of | Direct | | 5 R01 CA188252-05 | 93.395 | Cancer Treatment Research | 407,392 | - |
| Health and Human Services, Department of | Direct | | 5 R01 CA188323-05 | 93.395 | Cancer Treatment Research | 341,688 | - |
| Health and Human Services, Department of | Direct | | 5 R01 CA190498-05 | 93.395 | Cancer Treatment Research | 442,622 | - |
| Health and Human Services, Department of | Direct | | 5 R01 CA193690-05 | 93.395 | Cancer Treatment Research | 429,363 | - |
| Health and Human Services, Department of | Direct | | 5 R01 CA200660-04 | 93.395 | Cancer Treatment Research | 414,590 | - |
| Health and Human Services, Department of | Direct | | 5 R01 CA201204-03 | 93.395 | Cancer Treatment Research | 154,235 | - |
| Health and Human Services, Department of | Direct | | 5 R01 CA207272-03 | 93.395 | Cancer Treatment Research | 467,026 | 9,921 |
| Health and Human Services, Department of | Direct | | 5 R01 CA208267-02 | 93.395 | Cancer Treatment Research | 647,798 | - |
| Health and Human Services, Department of | Direct | | 5 R01 CA211016-03 | 93.395 | Cancer Treatment Research | 844,307 | - |
| Health and Human Services, Department of | Direct | | 5 R01 CA214567-03 | 93.395 | Cancer Treatment Research | 663,632 | 317,391 |
| Health and Human Services, Department of | Direct | | 5 R01 CA215758-03 | 93.395 | Cancer Treatment Research | 513,551 | - |
| Health and Human Services, Department of | Direct | | 5 R01 CA219345-03 | 93.395 | Cancer Treatment Research | 671,889 | - |
| Health and Human Services, Department of | Direct | | 5 R01CA217141-03 | 93.395 | Cancer Treatment Research | 512,644 | 199,889 |
| Health and Human Services, Department of | Direct | | 5 R21 CA205636-02 | 93.395 | Cancer Treatment Research | (3,921) | - |
| Health and Human Services, Department of | Direct | | 5 R21 CA209166-02 | 93.395 | Cancer Treatment Research | (14,290) | - |
| Health and Human Services, Department of | Direct | | 5 R21 CA218498-02 | 93.395 | Cancer Treatment Research | 157,647 | - |
| Health and Human Services, Department of | Direct | | 5 R21 CA226962-02 | 93.395 | Cancer Treatment Research | 55,800 | - |
| Health and Human Services, Department of | Direct | | 5 R37 CA222215-02 | 93.395 | Cancer Treatment Research | 438,256 | - |
| Health and Human Services, Department of | Direct | | 5 U01 CA216449-03 | 93.395 | Cancer Treatment Research | 643,566 | - |
| Health and Human Services, Department of | Direct | | 5 U01 CA229437-02 | 93.395 | Cancer Treatment Research | 386,294 | 183,288 |
| Health and Human Services, Department of | Direct | | 5 U10 CA180801-05 | 93.395 | Cancer Treatment Research | 413,678 | - |
| Health and Human Services, Department of | Direct | | 7 R01 CA197780-04 | 93.395 | Cancer Treatment Research | 113,614 | - |
| Health and Human Services, Department of | Pass-Through | Case Western Reserve University | RESS13951 | 93.395 | Cancer Treatment Research | 6,596 | - |
| Health and Human Services, Department of | Pass-Through | Cleveland Clinic Foundation (CCF) | R01 CA168899 | 93.395 | Cancer Treatment Research | (78) | - |
| Health and Human Services, Department of | Pass-Through | Cold Spring Harbor Lab | 55600215 | 93.395 | Cancer Treatment Research | 32,245 | - |
| Health and Human Services, Department of | Pass-Through | Colorado State University | G-33008-1 | 93.395 | Cancer Treatment Research | 74,621 | - |
| Health and Human Services, Department of | Pass-Through | ECOG-ACRIN Medical Research Foundation, Inc | 1UG1CA18928-01-MICH1 | 93.395 | Cancer Treatment Research | 10,130 | - |
| Health and Human Services, Department of | Pass-Through | ECOG-ACRIN Medical Research Foundation, Inc | 1UG1CA18928-01-MICH3 | 93.395 | Cancer Treatment Research | 11,814 | - |
| Health and Human Services, Department of | Pass-Through | ECOG-ACRIN Medical Research Foundation, Inc | 5UG1CA18928-04-MICH4 | 93.395 | Cancer Treatment Research | 15,753 | - |
| Health and Human Services, Department of | Pass-Through | ECOG-ACRIN Medical Research Foundation, Inc | 5UG1CA18928-05 | 93.395 | Cancer Treatment Research | 93,467 | - |
| Health and Human Services, Department of | Pass-Through | Emory University | T791626 | 93.395 | Cancer Treatment Research | 109,694 | - |
| Health and Human Services, Department of | Pass-Through | Indiana University | IN4684921UM | 93.395 | Cancer Treatment Research | 92,986 | - |
| Health and Human Services, Department of | Pass-Through | Mekanistic Therapeutics LLC | 2R44CA213715 | 93.395 | Cancer Treatment Research | 29,981 | - |
| Health and Human Services, Department of | Pass-Through | NRG Oncology | NRGCC006-UM | 93.395 | Cancer Treatment Research | 13,774 | - |
| Health and Human Services, Department of | Pass-Through | NRG Oncology | Subaward 180868 | 93.395 | Cancer Treatment Research | 16,286 | - |
| Health and Human Services, Department of | Pass-Through | Ohio State University, The | 60067041/RF01531328 | 93.395 | Cancer Treatment Research | 15,297 | - |
| Health and Human Services, Department of | Pass-Through | Oregon Health and Science University | 1005019_UMI | 93.395 | Cancer Treatment Research | 8,226 | - |
| Health and Human Services, Department of | Pass-Through | Oregon Health and Science University | 1005019_UMI | 93.395 | Cancer Treatment Research | 2,511 | - |
| Health and Human Services, Department of | Pass-Through | Oregon Health and Science University | 1005019_UMI_Baker | 93.395 | Cancer Treatment Research | 3,339 | - |

University of Michigan
Schedule of Expenditures of Federal Awards
For the Year Ended June 30, 2019

| Cluster Title/Federal Grantor/Program | Type | Pass-Through Grantor | Award Identifier | CFDA Number | CFDA Program Title | Federal Expenditures | Pass-Through |
|--|--------------|---|----------------------------|-------------|---------------------------|----------------------|--------------|
| Health and Human Services, Department of | Pass-Through | Oregon Health and Science University | 1005019 UMI Baker | 93.395 | Cancer Treatment Research | 375 | - |
| Health and Human Services, Department of | Pass-Through | Oregon Health and Science University | 1005019 UMI Leja | 93.395 | Cancer Treatment Research | 122,020 | - |
| Health and Human Services, Department of | Pass-Through | Oregon Health and Science University | 1005019 UMI Leja | 93.395 | Cancer Treatment Research | 8,107 | - |
| Health and Human Services, Department of | Pass-Through | Oregon Health and Science University | 1005019 UMI Rae | 93.395 | Cancer Treatment Research | 4,847 | - |
| Health and Human Services, Department of | Pass-Through | Oregon Health and Science University | 9009627 UMI Baker | 93.395 | Cancer Treatment Research | 46,148 | - |
| Health and Human Services, Department of | Pass-Through | Oregon Health and Science University | 9009627 UMI Rae | 93.395 | Cancer Treatment Research | 48,786 | - |
| Health and Human Services, Department of | Pass-Through | Oregon Health and Science University | 9009627 UMI SCHOTT | 93.395 | Cancer Treatment Research | 44,212 | - |
| Health and Human Services, Department of | Pass-Through | Oregon Health and Science University | accept today's date | 93.395 | Cancer Treatment Research | 540 | - |
| Health and Human Services, Department of | Pass-Through | Rutgers University | 0768 | 93.395 | Cancer Treatment Research | 49,664 | - |
| Health and Human Services, Department of | Pass-Through | The Icahn School of Medicine at Mount Sinai (ISMMS) | 0254-3841-4609 | 93.395 | Cancer Treatment Research | 29,778 | - |
| Health and Human Services, Department of | Pass-Through | The Icahn School of Medicine at Mount Sinai (ISMMS) | 0254-3861-4609 | 93.395 | Cancer Treatment Research | 291,597 | - |
| Health and Human Services, Department of | Pass-Through | University of Notre Dame, The | 203176UM | 93.395 | Cancer Treatment Research | 128,023 | - |
| Health and Human Services, Department of | Pass-Through | University of Notre Dame, The | 203234UM | 93.395 | Cancer Treatment Research | 63,186 | - |
| Health and Human Services, Department of | Pass-Through | University of Notre Dame, The | 203531UM | 93.395 | Cancer Treatment Research | 206,212 | - |
| | | | | | | \$ 16,564,279 | \$ 720,962 |
| Health and Human Services, Department of | Direct | | 1 R01 CA240993-01 | 93.396 | Cancer Biology Research | 5,367 | - |
| Health and Human Services, Department of | Direct | | 1R01CA226756-01A1 | 93.396 | Cancer Biology Research | 193,660 | - |
| Health and Human Services, Department of | Direct | | 2 UH2 CA213386-02 | 93.396 | Cancer Biology Research | (31,879) | - |
| Health and Human Services, Department of | Direct | | 5 P01 CA093900-14 | 93.396 | Cancer Biology Research | 1,622,477 | 184,631 |
| Health and Human Services, Department of | Direct | | 5 R01 CA107469-14 | 93.396 | Cancer Biology Research | 278,295 | - |
| Health and Human Services, Department of | Direct | | 5 R01 CA1090554-05 | 93.396 | Cancer Biology Research | 316,164 | - |
| Health and Human Services, Department of | Direct | | 5 R01 CA125577-10 | 93.396 | Cancer Biology Research | 117,871 | - |
| Health and Human Services, Department of | Direct | | 5 R01 CA148621-05 | 93.396 | Cancer Biology Research | 4,396 | - |
| Health and Human Services, Department of | Direct | | 5 R01 CA148828-10 | 93.396 | Cancer Biology Research | 376,639 | - |
| Health and Human Services, Department of | Direct | | 5 R01 CA151588-09 | 93.396 | Cancer Biology Research | 457,805 | - |
| Health and Human Services, Department of | Direct | | 5 R01 CA156744-09 | 93.396 | Cancer Biology Research | 377,293 | - |
| Health and Human Services, Department of | Direct | | 5 R01 CA171306-05 | 93.396 | Cancer Biology Research | (78,393) | - |
| Health and Human Services, Department of | Direct | | 5 R01 CA173745-07 | 93.396 | Cancer Biology Research | 57,082 | 34,650 |
| Health and Human Services, Department of | Direct | | 5 R01 CA183857-05 | 93.396 | Cancer Biology Research | 244,513 | - |
| Health and Human Services, Department of | Direct | | 5 R01 CA187903-05 | 93.396 | Cancer Biology Research | 329,324 | - |
| Health and Human Services, Department of | Direct | | 5 R01 CA190176-05 | 93.396 | Cancer Biology Research | 574,874 | - |
| Health and Human Services, Department of | Direct | | 5 R01 CA190384-05 | 93.396 | Cancer Biology Research | 428,196 | 217,271 |
| Health and Human Services, Department of | Direct | | 5 R01 CA193136-05 | 93.396 | Cancer Biology Research | 471,084 | - |
| Health and Human Services, Department of | Direct | | 5 R01 CA195655-04 | 93.396 | Cancer Biology Research | 96,296 | - |
| Health and Human Services, Department of | Direct | | 5 R01 CA196018-05 | 93.396 | Cancer Biology Research | 488,185 | 130,401 |
| Health and Human Services, Department of | Direct | | 5 R01 CA196604-05 | 93.396 | Cancer Biology Research | 426,204 | - |
| Health and Human Services, Department of | Direct | | 5 R01 CA196619-03 | 93.396 | Cancer Biology Research | 385,129 | - |
| Health and Human Services, Department of | Direct | | 5 R01 CA198074-05 | 93.396 | Cancer Biology Research | 427,998 | - |
| Health and Human Services, Department of | Direct | | 5 R01 CA202018-04 | 93.396 | Cancer Biology Research | 342,641 | - |
| Health and Human Services, Department of | Direct | | 5 R01 CA204969-03 | 93.396 | Cancer Biology Research | 327,120 | 94,781 |
| Health and Human Services, Department of | Direct | | 5 R01 CA214384-08 | 93.396 | Cancer Biology Research | 377,461 | - |
| Health and Human Services, Department of | Direct | | 5 R01 CA214911-02 | 93.396 | Cancer Biology Research | 702,579 | - |
| Health and Human Services, Department of | Direct | | 5 R01 CA215596-03 | 93.396 | Cancer Biology Research | 396,554 | - |
| Health and Human Services, Department of | Direct | | 5 R01 CA217510-03 | 93.396 | Cancer Biology Research | 585,767 | - |
| Health and Human Services, Department of | Direct | | 5 R01 CA227622-02 | 93.396 | Cancer Biology Research | 213,670 | 15,172 |
| Health and Human Services, Department of | Direct | | 5 R03 CA212990-02 | 93.396 | Cancer Biology Research | 116,983 | - |
| Health and Human Services, Department of | Direct | | 5 R21 CA195016-02 | 93.396 | Cancer Biology Research | (12,576) | - |
| Health and Human Services, Department of | Direct | | 5 R21 CA214233-03 | 93.396 | Cancer Biology Research | 207,586 | - |
| Health and Human Services, Department of | Direct | | 5 R35 CA197585-04 | 93.396 | Cancer Biology Research | 380,753 | - |
| Health and Human Services, Department of | Direct | | 5 R50 CA221807-02 | 93.396 | Cancer Biology Research | 150,423 | - |
| Health and Human Services, Department of | Direct | | 5 R50 CA232985-02 | 93.396 | Cancer Biology Research | 40,749 | - |
| Health and Human Services, Department of | Direct | | 5 U01 CA210152-03 | 93.396 | Cancer Biology Research | 659,268 | - |
| Health and Human Services, Department of | Direct | | 5 UH3CA213386-04 | 93.396 | Cancer Biology Research | 141,362 | - |
| Health and Human Services, Department of | Pass-Through | Arizona State University | 18-323 | 93.396 | Cancer Biology Research | 84,741 | - |
| Health and Human Services, Department of | Pass-Through | Beth Israel Deaconess Medical Center | 01029116 | 93.396 | Cancer Biology Research | 9,871 | - |
| Health and Human Services, Department of | Pass-Through | Beth Israel Deaconess Medical Center | Sub award 01029116 | 93.396 | Cancer Biology Research | 121,192 | - |
| Health and Human Services, Department of | Pass-Through | Beth Israel Deaconess Medical Center | Sub award 01029116 | 93.396 | Cancer Biology Research | (3,420) | - |
| Health and Human Services, Department of | Pass-Through | Children's National Medical Center | 30003498-01 | 93.396 | Cancer Biology Research | (3,998) | - |
| Health and Human Services, Department of | Pass-Through | Cold Spring Harbor Lab | Sub#25604657-PO# 921008-SV | 93.396 | Cancer Biology Research | 9,679 | - |
| Health and Human Services, Department of | Pass-Through | Columbia University | 1 (GG010518) | 93.396 | Cancer Biology Research | 13,660 | - |
| Health and Human Services, Department of | Pass-Through | Columbia University | 1 (GG012766-01) | 93.396 | Cancer Biology Research | 103,726 | - |
| Health and Human Services, Department of | Pass-Through | Kaiser Permanente Research Foundation Institute | RNG209451-MICH-02 | 93.396 | Cancer Biology Research | 4,510 | - |
| Health and Human Services, Department of | Pass-Through | Magee Womens Research Institute | 6807 | 93.396 | Cancer Biology Research | 348,168 | - |
| Health and Human Services, Department of | Pass-Through | Magee Womens Research Institute | 6810-UM | 93.396 | Cancer Biology Research | 2,865 | - |
| Health and Human Services, Department of | Pass-Through | Mayo Clinic | UOM-208812-02 | 93.396 | Cancer Biology Research | 7,807 | - |
| Health and Human Services, Department of | Pass-Through | Mayo Clinic | UOM-208812-03/PO 66379143 | 93.396 | Cancer Biology Research | 9,327 | - |
| Health and Human Services, Department of | Pass-Through | Medical College of Wisconsin | 1 R01 CA223804-01 FP11970 | 93.396 | Cancer Biology Research | 163,517 | - |
| Health and Human Services, Department of | Pass-Through | Purdue University | 11000689-008 | 93.396 | Cancer Biology Research | 122,157 | - |
| Health and Human Services, Department of | Pass-Through | Texas A & M University | M1902041 | 93.396 | Cancer Biology Research | 81,290 | - |
| Health and Human Services, Department of | Pass-Through | The University of Texas MD Anderson Cancer Center | 3001109844 | 93.396 | Cancer Biology Research | 26,723 | - |
| Health and Human Services, Department of | Pass-Through | The University of Texas MD Anderson Cancer Center | 3001141555 | 93.396 | Cancer Biology Research | 69,961 | - |
| Health and Human Services, Department of | Pass-Through | University of Rochester | 416456-G | 93.396 | Cancer Biology Research | (1,906) | - |
| Health and Human Services, Department of | Pass-Through | University of Southern California | 58065388 | 93.396 | Cancer Biology Research | (4,691) | - |
| Health and Human Services, Department of | Pass-Through | University of Southern California | 94335417 | 93.396 | Cancer Biology Research | (3,579) | - |
| Health and Human Services, Department of | Pass-Through | University of Southern California | 109811409 | 93.396 | Cancer Biology Research | 21,346 | - |
| Health and Human Services, Department of | Pass-Through | University of Southern California | 109659374/PO50728339 | 93.396 | Cancer Biology Research | 27,919 | - |

University of Michigan
Schedule of Expenditures of Federal Awards
For the Year Ended June 30, 2019

| Cluster Title/Federal Grantor/Program | Type | Pass-Through Grantor | Award Identifier | CFDA Number | CFDA Program Title | Federal Expenditures | Pass-Through |
|--|--------------|--|---------------------|-------------|---|----------------------|--------------|
| Health and Human Services, Department of | Direct | | 3 P30 CA046592-28S5 | 93.397 | Cancer Centers Support Grants | \$ 13,409,785 | \$ 676,906 |
| Health and Human Services, Department of | Direct | | 3 P30 CA046592-30S3 | 93.397 | Cancer Centers Support Grants | \$ (113,895) | - |
| Health and Human Services, Department of | Direct | | 5 P50 CA186786-05 | 93.397 | Cancer Centers Support Grants | 7,951,728 | - |
| Health and Human Services, Department of | Direct | | 5 R01 CA193377-04 | 93.397 | Cancer Centers Support Grants | 2,523,967 | 4,670 |
| Health and Human Services, Department of | Direct | | 5 U54 CA163059-08 | 93.397 | Cancer Centers Support Grants | 324,651 | - |
| Health and Human Services, Department of | Pass-Through | Weill Cornell Medical College of Cornell University | 17030366-01 | 93.397 | Cancer Centers Support Grants | 979,745 | 201,595 |
| Health and Human Services, Department of | Pass-Through | Weill Cornell Medical College of Cornell University | 183700-01 | 93.397 | Cancer Centers Support Grants | 6,830 | - |
| | | | | | | 127,074 | - |
| | | | | | | \$ 11,800,100 | \$ 206,265 |
| Health and Human Services, Department of | Direct | | 1 F31 CA232655-01A1 | 93.398 | Cancer Research Manpower | \$ 9,414 | - |
| Health and Human Services, Department of | Direct | | 1 F32 CA232332-01 | 93.398 | Cancer Research Manpower | 75,342 | - |
| Health and Human Services, Department of | Direct | | 5 F30 CA196084-03 | 93.398 | Cancer Research Manpower | (18,706) | - |
| Health and Human Services, Department of | Direct | | 5 F30 CA210379-03 | 93.398 | Cancer Research Manpower | 41,082 | - |
| Health and Human Services, Department of | Direct | | 5 F30 CA213664-02 | 93.398 | Cancer Research Manpower | 11,675 | - |
| Health and Human Services, Department of | Direct | | 5 F30 CA228228-02 | 93.398 | Cancer Research Manpower | 42,430 | - |
| Health and Human Services, Department of | Direct | | 5 F31 CA203563-02 | 93.398 | Cancer Research Manpower | (3,167) | - |
| Health and Human Services, Department of | Direct | | 5 F31 CA206259-02 | 93.398 | Cancer Research Manpower | 3,237 | - |
| Health and Human Services, Department of | Direct | | 5 F31 CA206341-03 | 93.398 | Cancer Research Manpower | 41,071 | - |
| Health and Human Services, Department of | Direct | | 5 F31 CA220966-02 | 93.398 | Cancer Research Manpower | 32,453 | - |
| Health and Human Services, Department of | Direct | | 5 F31 CA221066-02 | 93.398 | Cancer Research Manpower | 47,432 | - |
| Health and Human Services, Department of | Direct | | 5 F31 CA224804-02 | 93.398 | Cancer Research Manpower | 40,965 | - |
| Health and Human Services, Department of | Direct | | 5 F31 CA224982-02 | 93.398 | Cancer Research Manpower | 39,479 | - |
| Health and Human Services, Department of | Direct | | 5 F32 CA228262-02 | 93.398 | Cancer Research Manpower | 64,402 | - |
| Health and Human Services, Department of | Direct | | 5 F32 CA228328-02 | 93.398 | Cancer Research Manpower | 57,910 | - |
| Health and Human Services, Department of | Direct | | 5 K07 CA196752-04 | 93.398 | Cancer Research Manpower | 161,988 | - |
| Health and Human Services, Department of | Direct | | 5 K07 CA201052-04 | 93.398 | Cancer Research Manpower | 156,062 | - |
| Health and Human Services, Department of | Direct | | 5 K08 CA172215-05 | 93.398 | Cancer Research Manpower | 79,452 | - |
| Health and Human Services, Department of | Direct | | 5 K08 CA181475-06 | 93.398 | Cancer Research Manpower | 77,925 | - |
| Health and Human Services, Department of | Direct | | 5 K08 CA190645-03 | 93.398 | Cancer Research Manpower | 145,883 | - |
| Health and Human Services, Department of | Direct | | 5 K08 CA201335-04 | 93.398 | Cancer Research Manpower | 200,935 | - |
| Health and Human Services, Department of | Direct | | 5 K08 CA201581-04 | 93.398 | Cancer Research Manpower | 147,805 | - |
| Health and Human Services, Department of | Direct | | 5 K08 CA208013-04 | 93.398 | Cancer Research Manpower | 211,817 | - |
| Health and Human Services, Department of | Direct | | 5 K08 CA218460-03 | 93.398 | Cancer Research Manpower | 89,962 | - |
| Health and Human Services, Department of | Direct | | 5 K08 CA226350-02 | 93.398 | Cancer Research Manpower | 150,274 | - |
| Health and Human Services, Department of | Direct | | 5 K08 CA234222-02 | 93.398 | Cancer Research Manpower | 188,817 | - |
| Health and Human Services, Department of | Direct | | 5 R25 CA203651-03 | 93.398 | Cancer Research Manpower | 164,409 | - |
| Health and Human Services, Department of | Direct | | 5 R25 CA214227-03 | 93.398 | Cancer Research Manpower | 206,850 | 12,794 |
| Health and Human Services, Department of | Direct | | T32 CA009357 | 93.398 | Cancer Research Manpower | 345,894 | - |
| Health and Human Services, Department of | Direct | | T32 CA009357 | 93.398 | Cancer Research Manpower | (1,361) | - |
| Health and Human Services, Department of | Direct | | T32 CA009672 | 93.398 | Cancer Research Manpower | 200,517 | - |
| Health and Human Services, Department of | Direct | | T32 CA009676 | 93.398 | Cancer Research Manpower | 346,104 | - |
| Health and Human Services, Department of | Direct | | T32 CA009676 | 93.398 | Cancer Research Manpower | (15,785) | - |
| Health and Human Services, Department of | Direct | | T32 CA083654 | 93.398 | Cancer Research Manpower | 315,106 | - |
| Health and Human Services, Department of | Direct | | T32 CA083654 | 93.398 | Cancer Research Manpower | (108,440) | - |
| Health and Human Services, Department of | Direct | | T32 CA140044 | 93.398 | Cancer Research Manpower | 221,284 | - |
| Health and Human Services, Department of | Direct | | T32 CA180984 | 93.398 | Cancer Research Manpower | 87,410 | - |
| Health and Human Services, Department of | Pass-Through | Case Western Reserve University | TRN513563 | 93.398 | Cancer Research Manpower | 19,093 | - |
| | | | | | | \$ 3,877,020 | \$ 12,794 |
| | | | | | | \$ 217,659 | \$ - |
| Health and Human Services, Department of | Direct | | 5 R01 CA203809-03 | 93.399 | Cancer Control Strengthening Public Health Systems and Services through National Partnerships to Improve and Protect the Nation's Health | \$ 25,703 | \$ - |
| Health and Human Services, Department of | Pass-Through | Washtenaw, County of | 51222/PO20190505 | 93.421 | ACL National Institute on Disability, Independent Living, and Rehabilitation Research | \$ 124,290 | \$ - |
| Health and Human Services, Department of | Direct | | 90AR5020-0200 | 93.433 | ACL National Institute on Disability, Independent Living, and Rehabilitation Research | 133,762 | - |
| Health and Human Services, Department of | Direct | | 90IF0094-03-00 | 93.433 | ACL National Institute on Disability, Independent Living, and Rehabilitation Research | 97,399 | - |
| Health and Human Services, Department of | Direct | | 90IF0102-03-00 | 93.433 | ACL National Institute on Disability, Independent Living, and Rehabilitation Research | 185,831 | 67,263 |
| Health and Human Services, Department of | Direct | | 90IFDV0002-02-00 | 93.433 | ACL National Institute on Disability, Independent Living, and Rehabilitation Research | 115,480 | - |
| Health and Human Services, Department of | Direct | | 90IFRE0002-02-00 | 93.433 | ACL National Institute on Disability, Independent Living, and Rehabilitation Research | 517,839 | - |
| Health and Human Services, Department of | Direct | | 90RES5012-04-00 | 93.433 | ACL National Institute on Disability, Independent Living, and Rehabilitation Research | 303,775 | 34,939 |
| Health and Human Services, Department of | Direct | | 90RTHF0001-01-00 | 93.433 | ACL National Institute on Disability, Independent Living, and Rehabilitation Research | 2,850 | - |
| Health and Human Services, Department of | Pass-Through | Brandeis University | 403315 | 93.433 | ACL National Institute on Disability, Independent Living, and Rehabilitation Research | 88,131 | - |
| Health and Human Services, Department of | Pass-Through | Craig Hospital | UM001 | 93.433 | ACL National Institute on Disability, Independent Living, and Rehabilitation Research | 86,945 | - |
| Health and Human Services, Department of | Pass-Through | Research Foundation of State University of New York (SUNY) | R1111535 | 93.433 | ACL National Institute on Disability, Independent Living, and Rehabilitation Research | 3,677 | - |
| Health and Human Services, Department of | Pass-Through | State University of New York (SUNY) | R1166555 | 93.433 | ACL National Institute on Disability, Independent Living, and Rehabilitation Research | 78,116 | - |
| Health and Human Services, Department of | Pass-Through | University at Buffalo | R1126684 | 93.433 | ACL National Institute on Disability, Independent Living, and Rehabilitation Research | | |

University of Michigan
Schedule of Expenditures of Federal Awards
For the Year Ended June 30, 2019

| Cluster Title/Federal Grantor/Program | Type | Pass-Through Grantor | Award Identifier | CFDA Number | CFDA Program Title | Federal Expenditures | Pass-Through |
|--|--------------|--|-----------------------|-------------|---|----------------------|--------------|
| | | | | | CDC Undergraduate Public Health Scholars Program (CUPS): A Public Health Experience to Expose Undergraduates Interested in Minority Health to Public Health and the Public Health Professions | \$ 1,738,095 | \$ 102,202 |
| Health and Human Services, Department of | Direct | | 5 NU50 MN000001-03-00 | 93.456 | Public Health Training Centers Program | \$ 579,560 | \$ - |
| Health and Human Services, Department of | Direct | | 1 UB6HP31684-01-00 | 93.516 | Public Health Training Centers Program | \$ 776,801 | \$ 235,162 |
| Health and Human Services, Department of | Pass-Through | University of Illinois at Chicago | 7601-03 | 93.516 | Public Health Training Centers Program | \$ 32,127 | \$ - |
| | | | | | | \$ 808,928 | \$ 235,162 |
| Health and Human Services, Department of | Pass-Through | Michigan, State of, Health and Human Services, Department of | E20180446-00 | 93.539 | PPHF Capacity Building Assistance to Strengthen Public Health Immunization Infrastructure and Performance financed in part by Prevention and Public Health Funds | \$ 32,000 | \$ - |
| Health and Human Services, Department of | Pass-Through | Michigan, State of, Health and Human Services, Department of | E20172856-00 | 93.624 | ACA - State Innovation Models: Funding for Model Design and Model Testing Assistance | \$ 7,425 | \$ - |
| Health and Human Services, Department of | Pass-Through | Michigan, State of, Health and Human Services, Department of | E20180501-003 | 93.624 | ACA - State Innovation Models: Funding for Model Design and Model Testing Assistance | 1,209,251 | - |
| Health and Human Services, Department of | Pass-Through | Michigan, State of, Health and Human Services, Department of | E20182349-001 | 93.624 | ACA - State Innovation Models: Funding for Model Design and Model Testing Assistance | 26,693 | - |
| Health and Human Services, Department of | Pass-Through | Michigan, State of, Health and Human Services, Department of | E20192721-00 | 93.624 | ACA - State Innovation Models: Funding for Model Design and Model Testing Assistance | 1,382,662 | - |
| | | | | | | \$ 2,626,031 | \$ - |
| Health and Human Services, Department of | Pass-Through | Michigan, State of, Health and Human Services, Department of | E20180665-001 | 93.628 | Affordable Care Act Implementation Support for State Demonstrations to Integrate Care for Medicare-Medicaid Enrollees | \$ 11,741 | \$ - |
| Health and Human Services, Department of | Direct | | 90PD0301-01-00 | 93.647 | Social Services Research and Demonstration | \$ 6,830 | \$ - |
| Health and Human Services, Department of | Direct | | 90PD0301-02-00 | 93.647 | Social Services Research and Demonstration | \$ 36,094 | \$ - |
| | | | | | | \$ 42,924 | \$ - |
| Health and Human Services, Department of | Direct | | 5 M01HP31331-03-00 | 93.732 | Mental and Behavioral Health Education and Training Grants Capacity Building Assistance to Strengthen Public Health Immunization Infrastructure and Performance – financed in part by the Prevention and Public Health Fund (PPHF) | \$ 674,896 | \$ - |
| Health and Human Services, Department of | Pass-Through | Michigan, State of, Health and Human Services, Department of | E20180650-00 | 93.733 | Alzheimer's Disease Initiative: Specialized Supportive Services Project (ADI-SSS) thru Prevention and Public Health Funds (PPHF) | \$ 31,188 | \$ - |
| Health and Human Services, Department of | Pass-Through | University of Wisconsin | 792K890 | 93.763 | Opioid STR | \$ 16,232 | \$ - |
| Health and Human Services, Department of | Pass-Through | Michigan, State of, Health and Human Services, Department of | E20192407-002 | 93.788 | Opioid STR | \$ 327,053 | \$ - |
| Health and Human Services, Department of | Pass-Through | Michigan, State of, Health and Human Services, Department of | E20192408-00 | 93.788 | Opioid STR | 998,299 | - |
| Health and Human Services, Department of | Pass-Through | Michigan, State of, Health and Human Services, Department of | E20193073-002 BZ | 93.788 | Opioid STR | 134,789 | - |
| Health and Human Services, Department of | Pass-Through | Michigan, State of, Health and Human Services, Department of | E20193111 | 93.788 | Opioid STR | 381,714 | - |
| | | | | | | \$ 1,841,855 | \$ - |
| Health and Human Services, Department of | Pass-Through | Michigan, State of, Health and Human Services, Department of | E20182924-00 | 93.808 | Increasing the Implementation of Evidence-Based Cancer Survivorship Interventions to Increase Quality and Duration of Life Among Cancer Patients | \$ 11,094 | \$ - |
| Health and Human Services, Department of | Pass-Through | Joslin Diabetes Center | 100074 | 93.817 | Hospital Preparedness Program (HPP) Ebola Preparedness and Response Activities | \$ 550,305 | \$ 37,832 |
| Health and Human Services, Department of | Pass-Through | University of Utah | 100038850-01 | 93.823 | Ebola Support: Transmission and Prevention Control, Public Health Preparedness, Vaccine Development Supporting and Maintaining a Surveillance System for Chronic Kidney Disease (CKD) in the United States | \$ 63,738 | \$ - |
| Health and Human Services, Department of | Direct | | 5 U58DP006254-04 | 93.833 | Cardiovascular Diseases Research | \$ 719,221 | \$ 187,223 |
| Health and Human Services, Department of | Direct | | 1 K01 HL145366-01 | 93.837 | Cardiovascular Diseases Research | \$ 60,877 | \$ - |
| Health and Human Services, Department of | Direct | | 1 K08 HL146990-01 | 93.837 | Cardiovascular Diseases Research | 20,423 | - |
| Health and Human Services, Department of | Direct | | 1 R01 HL144657-01 | 93.837 | Cardiovascular Diseases Research | 114,706 | - |
| Health and Human Services, Department of | Direct | | 1 R25 HL147207-01 | 93.837 | Cardiovascular Diseases Research | 42,478 | - |
| Health and Human Services, Department of | Direct | | 1R01 HL141509-01A1 | 93.837 | Cardiovascular Diseases Research | 53,156 | - |
| Health and Human Services, Department of | Direct | | 1-R01HL145176-01A1 | 93.837 | Cardiovascular Diseases Research | 18,544 | - |
| Health and Human Services, Department of | Direct | | 4 R01 HL088419-08 | 93.837 | Cardiovascular Diseases Research | (2,320) | - |
| Health and Human Services, Department of | Direct | | 4 R01 HL109054-05 | 93.837 | Cardiovascular Diseases Research | (34,597) | - |
| Health and Human Services, Department of | Direct | | 4 R01 HL110990-04 | 93.837 | Cardiovascular Diseases Research | (25,493) | - |
| Health and Human Services, Department of | Direct | | 4 R01 HL114595-05 | 93.837 | Cardiovascular Diseases Research | (1,705) | - |
| Health and Human Services, Department of | Direct | | 4 R01 HL115138-05 | 93.837 | Cardiovascular Diseases Research | (22,848) | - |
| Health and Human Services, Department of | Direct | | 4 R01 HL118259-04 | 93.837 | Cardiovascular Diseases Research | 19,072 | - |
| Health and Human Services, Department of | Direct | | 4 U01 HL094345-06 | 93.837 | Cardiovascular Diseases Research | 146,184 | 33,885 |
| Health and Human Services, Department of | Direct | | 4R01 HL114038-04 | 93.837 | Cardiovascular Diseases Research | (5,216) | - |
| Health and Human Services, Department of | Direct | | 5 F31 HL131327-03 | 93.837 | Cardiovascular Diseases Research | 18,567 | - |
| Health and Human Services, Department of | Direct | | 5 F31 HL144047-02 | 93.837 | Cardiovascular Diseases Research | 46,530 | - |
| Health and Human Services, Department of | Direct | | 5 F32 HL131288-03 | 93.837 | Cardiovascular Diseases Research | 64,946 | - |
| Health and Human Services, Department of | Direct | | 5 F32 HL140728-02 | 93.837 | Cardiovascular Diseases Research | 61,567 | - |
| Health and Human Services, Department of | Direct | | 5 K01 HL132057-04 | 93.837 | Cardiovascular Diseases Research | 139,195 | - |
| Health and Human Services, Department of | Direct | | 5 K01 HL171701-02 | 93.837 | Cardiovascular Diseases Research | 141,270 | - |
| Health and Human Services, Department of | Direct | | 5 K08 HL116639-05 | 93.837 | Cardiovascular Diseases Research | 148,834 | - |
| Health and Human Services, Department of | Direct | | 5 K08 HL123621-05 | 93.837 | Cardiovascular Diseases Research | 157,084 | - |
| Health and Human Services, Department of | Direct | | 5 K08 HL130455-04 | 93.837 | Cardiovascular Diseases Research | 158,986 | - |
| Health and Human Services, Department of | Direct | | 5 K08 HL131993-04 | 93.837 | Cardiovascular Diseases Research | 161,685 | - |
| Health and Human Services, Department of | Direct | | 5 K08 HL13614-04 | 93.837 | Cardiovascular Diseases Research | 118,684 | - |
| Health and Human Services, Department of | Direct | | 5 K08HL130944-04 | 93.837 | Cardiovascular Diseases Research | 176,109 | - |
| Health and Human Services, Department of | Direct | | 5 K12 HL133304-04 | 93.837 | Cardiovascular Diseases Research | 393,565 | - |
| Health and Human Services, Department of | Direct | | 5 K23 HL119623-05 | 93.837 | Cardiovascular Diseases Research | 165,985 | - |
| Health and Human Services, Department of | Direct | | 5 K23 HL128909-04 | 93.837 | Cardiovascular Diseases Research | 141,298 | - |

University of Michigan
Schedule of Expenditures of Federal Awards
For the Year Ended June 30, 2019

| Cluster Title/Federal Grantor/Program | Type | Pass-Through Grantor | Award Identifier | CFDA Number | CFDA Program Title | Federal Expenditures | Pass-Through |
|--|--------------|-----------------------------------|----------------------|-------------|----------------------------------|----------------------|--------------|
| Health and Human Services, Department of | Direct | | 5 K23 HL130641-04 | 93.837 | Cardiovascular Diseases Research | 187,205 | - |
| Health and Human Services, Department of | Direct | | 5 K23 HL135397-02 | 93.837 | Cardiovascular Diseases Research | 169,531 | - |
| Health and Human Services, Department of | Direct | | 5 K24 HL111316-05 | 93.837 | Cardiovascular Diseases Research | 5,644 | - |
| Health and Human Services, Department of | Direct | | 5 R00 HL124322-05 | 93.837 | Cardiovascular Diseases Research | 239,899 | - |
| Health and Human Services, Department of | Direct | | 5 R00HL133482-04 | 93.837 | Cardiovascular Diseases Research | 124,768 | - |
| Health and Human Services, Department of | Direct | | 5 R01 HL058984-20 | 93.837 | Cardiovascular Diseases Research | 340,007 | - |
| Health and Human Services, Department of | Direct | | 5 R01 HL068878-19 | 93.837 | Cardiovascular Diseases Research | 401,241 | - |
| Health and Human Services, Department of | Direct | | 5 R01 HL072011-13 | 93.837 | Cardiovascular Diseases Research | (30,764) | - |
| Health and Human Services, Department of | Direct | | 5 R01 HL085339-09 | 93.837 | Cardiovascular Diseases Research | 160,506 | - |
| Health and Human Services, Department of | Direct | | 5 R01 HL105297-08 | 93.837 | Cardiovascular Diseases Research | 353,039 | 179,995 |
| Health and Human Services, Department of | Direct | | 5 R01 HL112610-04 | 93.837 | Cardiovascular Diseases Research | 1,114 | - |
| Health and Human Services, Department of | Direct | | 5 R01 HL117626-05S2 | 93.837 | Cardiovascular Diseases Research | 516,507 | 43,408 |
| Health and Human Services, Department of | Direct | | 5 R01 HL119215-05 | 93.837 | Cardiovascular Diseases Research | (117,062) | - |
| Health and Human Services, Department of | Direct | | 5 R01 HL119443-04 | 93.837 | Cardiovascular Diseases Research | 249,417 | 5,482 |
| Health and Human Services, Department of | Direct | | 5 R01 HL119542-04 | 93.837 | Cardiovascular Diseases Research | 35,401 | - |
| Health and Human Services, Department of | Direct | | 5 R01 HL120888-04 | 93.837 | Cardiovascular Diseases Research | 181,300 | - |
| Health and Human Services, Department of | Direct | | 5 R01 HL122261-05 | 93.837 | Cardiovascular Diseases Research | 423,451 | 110,155 |
| Health and Human Services, Department of | Direct | | 5 R01 HL122352-04 | 93.837 | Cardiovascular Diseases Research | 175,787 | - |
| Health and Human Services, Department of | Direct | | 5 R01 HL122416-03 | 93.837 | Cardiovascular Diseases Research | (5) | - |
| Health and Human Services, Department of | Direct | | 5 R01 HL122664-05 | 93.837 | Cardiovascular Diseases Research | 338,548 | - |
| Health and Human Services, Department of | Direct | | 5 R01 HL122684-05 | 93.837 | Cardiovascular Diseases Research | 548,598 | 87,894 |
| Health and Human Services, Department of | Direct | | 5 R01 HL123333-05 | 93.837 | Cardiovascular Diseases Research | 506,555 | - |
| Health and Human Services, Department of | Direct | | 5 R01 HL124319-03 | 93.837 | Cardiovascular Diseases Research | (29,079) | 5,606 |
| Health and Human Services, Department of | Direct | | 5 R01 HL126969-04 | 93.837 | Cardiovascular Diseases Research | 416,631 | 89,221 |
| Health and Human Services, Department of | Direct | | 5 R01 HL127023-04 | 93.837 | Cardiovascular Diseases Research | 330,492 | - |
| Health and Human Services, Department of | Direct | | 5 R01 HL127151-04 | 93.837 | Cardiovascular Diseases Research | 429,825 | - |
| Health and Human Services, Department of | Direct | | 5 R01 HL127215-03 | 93.837 | Cardiovascular Diseases Research | 411,381 | 207,381 |
| Health and Human Services, Department of | Direct | | 5 R01 HL127564-04 | 93.837 | Cardiovascular Diseases Research | 747,038 | 327,202 |
| Health and Human Services, Department of | Direct | | 5 R01 HL127687-04 | 93.837 | Cardiovascular Diseases Research | 335,980 | - |
| Health and Human Services, Department of | Direct | | 5 R01 HL127805-03 | 93.837 | Cardiovascular Diseases Research | 293,012 | - |
| Health and Human Services, Department of | Direct | | 5 R01 HL128231-04 | 93.837 | Cardiovascular Diseases Research | 607,979 | 269,691 |
| Health and Human Services, Department of | Direct | | 5 R01 HL1283307-04 | 93.837 | Cardiovascular Diseases Research | 553,606 | - |
| Health and Human Services, Department of | Direct | | 5 R01 HL129778-04 | 93.837 | Cardiovascular Diseases Research | 789,547 | - |
| Health and Human Services, Department of | Direct | | 5 R01 HL130106-04 | 93.837 | Cardiovascular Diseases Research | 397,112 | - |
| Health and Human Services, Department of | Direct | | 5 R01 HL131610-02 | 93.837 | Cardiovascular Diseases Research | 427,160 | 302,711 |
| Health and Human Services, Department of | Direct | | 5 R01 HL132037-03 | 93.837 | Cardiovascular Diseases Research | 579,904 | 32,628 |
| Health and Human Services, Department of | Direct | | 5 R01 HL132979-04 | 93.837 | Cardiovascular Diseases Research | 645,309 | 160,849 |
| Health and Human Services, Department of | Direct | | 5 R01 HL133129-03 | 93.837 | Cardiovascular Diseases Research | 965,341 | - |
| Health and Human Services, Department of | Direct | | 5 R01 HL133221-04 | 93.837 | Cardiovascular Diseases Research | 239,101 | - |
| Health and Human Services, Department of | Direct | | 5 R01 HL134846-02 | 93.837 | Cardiovascular Diseases Research | 554,448 | - |
| Health and Human Services, Department of | Direct | | 5 R01 HL136231-03 | 93.837 | Cardiovascular Diseases Research | 799,220 | - |
| Health and Human Services, Department of | Direct | | 5 R01 HL137214-03 | 93.837 | Cardiovascular Diseases Research | 296,245 | - |
| Health and Human Services, Department of | Direct | | 5 R01 HL137731-03 | 93.837 | Cardiovascular Diseases Research | 891,908 | 385,974 |
| Health and Human Services, Department of | Direct | | 5 R01 HL137964-03 | 93.837 | Cardiovascular Diseases Research | 656,663 | 69,564 |
| Health and Human Services, Department of | Direct | | 5 R01 HL138094-03 | 93.837 | Cardiovascular Diseases Research | 586,538 | - |
| Health and Human Services, Department of | Direct | | 5 R01 HL138139-03 | 93.837 | Cardiovascular Diseases Research | 333,595 | - |
| Health and Human Services, Department of | Direct | | 5 R01 HL139656-02 | 93.837 | Cardiovascular Diseases Research | 476,044 | - |
| Health and Human Services, Department of | Direct | | 5 R01 HL139672-02 | 93.837 | Cardiovascular Diseases Research | 501,863 | - |
| Health and Human Services, Department of | Direct | | 5 R01 HL139813-02 | 93.837 | Cardiovascular Diseases Research | 375,844 | - |
| Health and Human Services, Department of | Direct | | 5 R01 HL141292-02 | 93.837 | Cardiovascular Diseases Research | 484,568 | 248,378 |
| Health and Human Services, Department of | Direct | | 5 R01 HL141891-02 | 93.837 | Cardiovascular Diseases Research | 558,193 | - |
| Health and Human Services, Department of | Direct | | 5 R01 HL142023-02 | 93.837 | Cardiovascular Diseases Research | 412,238 | - |
| Health and Human Services, Department of | Direct | | 5 R01 H0132988-04 | 93.837 | Cardiovascular Diseases Research | 641,663 | - |
| Health and Human Services, Department of | Direct | | 5 R01HL134569-03 | 93.837 | Cardiovascular Diseases Research | 810,931 | - |
| Health and Human Services, Department of | Direct | | 5 R03 HL138310-02 | 93.837 | Cardiovascular Diseases Research | 83,927 | - |
| Health and Human Services, Department of | Direct | | 5 R21 HL133758-02 | 93.837 | Cardiovascular Diseases Research | 38,504 | - |
| Health and Human Services, Department of | Direct | | 5 R21 HL138054-02 | 93.837 | Cardiovascular Diseases Research | 198,998 | - |
| Health and Human Services, Department of | Direct | | 5 R25 HL108842-08 | 93.837 | Cardiovascular Diseases Research | 102,244 | - |
| Health and Human Services, Department of | Direct | | 5 R34 HL130738-02 | 93.837 | Cardiovascular Diseases Research | 257,969 | - |
| Health and Human Services, Department of | Direct | | 5 R35 HL135823-04 | 93.837 | Cardiovascular Diseases Research | 628,166 | - |
| Health and Human Services, Department of | Direct | | 5 R35 HL135824-03 | 93.837 | Cardiovascular Diseases Research | 1,010,387 | 4,401 |
| Health and Human Services, Department of | Direct | | 5 U01 HL118738-06 | 93.837 | Cardiovascular Diseases Research | 477,760 | 397,136 |
| Health and Human Services, Department of | Direct | | 5 U01 HL126499-05 | 93.837 | Cardiovascular Diseases Research | 427,829 | 46,161 |
| Health and Human Services, Department of | Direct | | 5 U01 HL135842-03 | 93.837 | Cardiovascular Diseases Research | 506,427 | 182,753 |
| Health and Human Services, Department of | Direct | | 5 UG1 HL135665-03 | 93.837 | Cardiovascular Diseases Research | 317,514 | - |
| Health and Human Services, Department of | Direct | | T32 HL007853 | 93.837 | Cardiovascular Diseases Research | 419,052 | - |
| Health and Human Services, Department of | Direct | | T32 HL007853 | 93.837 | Cardiovascular Diseases Research | 58,647 | - |
| Health and Human Services, Department of | Direct | | T32 HL076123 | 93.837 | Cardiovascular Diseases Research | 190,828 | - |
| Health and Human Services, Department of | Direct | | T32 HL125242 | 93.837 | Cardiovascular Diseases Research | 176,746 | - |
| Health and Human Services, Department of | Pass-Through | Brown University | 00001264 | 93.837 | Cardiovascular Diseases Research | 22,596 | - |
| Health and Human Services, Department of | Pass-Through | Case Western Reserve University | 1095-SUB | 93.837 | Cardiovascular Diseases Research | 64,736 | - |
| Health and Human Services, Department of | Pass-Through | Case Western Reserve University | 1153-SUB | 93.837 | Cardiovascular Diseases Research | 6,475 | - |
| Health and Human Services, Department of | Pass-Through | Case Western Reserve University | RES511861 | 93.837 | Cardiovascular Diseases Research | 18,225 | - |
| Health and Human Services, Department of | Pass-Through | Case Western Reserve University | Subaward No. 840-SUB | 93.837 | Cardiovascular Diseases Research | 89,876 | - |
| Health and Human Services, Department of | Pass-Through | Children's Hospital of Pittsburgh | 0046317 (126441-4) | 93.837 | Cardiovascular Diseases Research | 43,218 | - |
| Health and Human Services, Department of | Pass-Through | Cleveland Clinic Foundation | U54HL119810 | 93.837 | Cardiovascular Diseases Research | 25,945 | - |

University of Michigan
Schedule of Expenditures of Federal Awards
For the Year Ended June 30, 2019

| Cluster Title/Federal Grantor/Program | Type | Pass-Through Grantor | Award Identifier | CFDA Number | CFDA Program Title | Federal Expenditures | Pass-Through |
|--|--------------|--|--------------------------------|-------------|----------------------------------|----------------------|--------------|
| Health and Human Services, Department of | Pass-Through | Cleveland Clinic Health System | U 54 HL119810-05 PO#943-SUB | 93.837 | Cardiovascular Diseases Research | (13,659) | - |
| Health and Human Services, Department of | Pass-Through | Cleveland Clinic Lerner College of Medicine | 981-SUB | 93.837 | Cardiovascular Diseases Research | 78,059 | - |
| Health and Human Services, Department of | Pass-Through | Dartmouth College | 1583R57 | 93.837 | Cardiovascular Diseases Research | 4,832 | - |
| Health and Human Services, Department of | Pass-Through | Drexel University | 800193/PO U0174200 | 93.837 | Cardiovascular Diseases Research | 119,843 | - |
| Health and Human Services, Department of | Pass-Through | Duke University | 203-7664 | 93.837 | Cardiovascular Diseases Research | 10,433 | - |
| Health and Human Services, Department of | Pass-Through | Duke University | 203-7896 | 93.837 | Cardiovascular Diseases Research | 56,257 | - |
| Health and Human Services, Department of | Pass-Through | Emory University | A102030 | 93.837 | Cardiovascular Diseases Research | 46,298 | - |
| Health and Human Services, Department of | Pass-Through | Etiometry Inc. | R44HL117340 | 93.837 | Cardiovascular Diseases Research | 34,870 | - |
| Health and Human Services, Department of | Pass-Through | Indiana University | IN4687798UM | 93.837 | Cardiovascular Diseases Research | 212,762 | - |
| Health and Human Services, Department of | Pass-Through | Joslin Diabetes Center | 100047 | 93.837 | Cardiovascular Diseases Research | 161,712 | - |
| Health and Human Services, Department of | Pass-Through | Kaiser Permanente Research Foundation Institute | 2018103713 | 93.837 | Cardiovascular Diseases Research | 32,753 | - |
| Health and Human Services, Department of | Pass-Through | Kaiser Permanente Research Foundation Institute | 2019117056 | 93.837 | Cardiovascular Diseases Research | 23,014 | - |
| Health and Human Services, Department of | Pass-Through | Massachusetts General Hospital | 230189 | 93.837 | Cardiovascular Diseases Research | 39,706 | - |
| Health and Human Services, Department of | Pass-Through | MC3 Inc | 14-PAF03089 | 93.837 | Cardiovascular Diseases Research | (5,633) | - |
| Health and Human Services, Department of | Pass-Through | MDI Therapeutics | Subcontract | 93.837 | Cardiovascular Diseases Research | 34,654 | - |
| Health and Human Services, Department of | Pass-Through | New England Research Institute | Pediatric Heart Network Sub-Aw | 93.837 | Cardiovascular Diseases Research | 10,274 | - |
| Health and Human Services, Department of | Pass-Through | New England Research Institute | SERVICES AGREEMENT for Ox Bior | 93.837 | Cardiovascular Diseases Research | 2,542 | - |
| Health and Human Services, Department of | Pass-Through | New England Research Institute | U10HL068270 | 93.837 | Cardiovascular Diseases Research | 15,899 | - |
| Health and Human Services, Department of | Pass-Through | New England Research Institute | U10HL068270 | 93.837 | Cardiovascular Diseases Research | 1,416 | - |
| Health and Human Services, Department of | Pass-Through | New York University School of Medicine | 18-A0-00-1001368 | 93.837 | Cardiovascular Diseases Research | 29,780 | - |
| Health and Human Services, Department of | Pass-Through | New York University School of Medicine | 18-A0-00-1001368- Proj #111354 | 93.837 | Cardiovascular Diseases Research | 35,234 | - |
| Health and Human Services, Department of | Pass-Through | Purdue University | 11000677-003 | 93.837 | Cardiovascular Diseases Research | 124,520 | - |
| Health and Human Services, Department of | Pass-Through | Purdue University | 11000678-005 | 93.837 | Cardiovascular Diseases Research | 311,338 | - |
| Health and Human Services, Department of | Pass-Through | San Francisco State University | S18-0010 | 93.837 | Cardiovascular Diseases Research | 121,849 | - |
| Health and Human Services, Department of | Pass-Through | San Francisco State University | S18-0010 | 93.837 | Cardiovascular Diseases Research | 8,380 | - |
| Health and Human Services, Department of | Pass-Through | St. Luke's Hospital | Agreement | 93.837 | Cardiovascular Diseases Research | 159,423 | - |
| Health and Human Services, Department of | Pass-Through | The Children's Hospital of Philadelphia | 3210920617 | 93.837 | Cardiovascular Diseases Research | 77,749 | - |
| Health and Human Services, Department of | Pass-Through | The Children's Mercy Hospital | 16-0003 | 93.837 | Cardiovascular Diseases Research | 23,798 | - |
| Health and Human Services, Department of | Pass-Through | The Children's Mercy Hospital | 16-0003 | 93.837 | Cardiovascular Diseases Research | 12,725 | - |
| Health and Human Services, Department of | Pass-Through | The University of Texas Health Science Center at Houston | 0011882B | 93.837 | Cardiovascular Diseases Research | 10,803 | - |
| Health and Human Services, Department of | Pass-Through | University of California - Davis | 201501430-01 | 93.837 | Cardiovascular Diseases Research | 6,482 | - |
| Health and Human Services, Department of | Pass-Through | University of California - Davis | A16-0064-S001 (20150143) | 93.837 | Cardiovascular Diseases Research | 81,784 | - |
| Health and Human Services, Department of | Pass-Through | University of California - San Francisco | 7732sc | 93.837 | Cardiovascular Diseases Research | (1,006) | - |
| Health and Human Services, Department of | Pass-Through | University of Connecticut Health Center (UConn Health) | UCHC7-105632409 | 93.837 | Cardiovascular Diseases Research | 17,851 | - |
| Health and Human Services, Department of | Pass-Through | University of Minnesota | N003357702 | 93.837 | Cardiovascular Diseases Research | 58,461 | - |
| Health and Human Services, Department of | Pass-Through | University of Minnesota | P006116203 | 93.837 | Cardiovascular Diseases Research | 33,821 | - |
| Health and Human Services, Department of | Pass-Through | University of Missouri | C00059617-1 | 93.837 | Cardiovascular Diseases Research | 6,233 | - |
| Health and Human Services, Department of | Pass-Through | University of North Carolina at Chapel Hill | 5110534 | 93.837 | Cardiovascular Diseases Research | 192,761 | - |
| Health and Human Services, Department of | Pass-Through | University of Pennsylvania | 571903 | 93.837 | Cardiovascular Diseases Research | 862 | - |
| Health and Human Services, Department of | Pass-Through | University of Pennsylvania | 571903 | 93.837 | Cardiovascular Diseases Research | 781 | - |
| Health and Human Services, Department of | Pass-Through | University of Pennsylvania | 571903 | 93.837 | Cardiovascular Diseases Research | (100) | - |
| Health and Human Services, Department of | Pass-Through | University of Pennsylvania | 568465/10040395/7136-02 | 93.837 | Cardiovascular Diseases Research | (21) | - |
| Health and Human Services, Department of | Pass-Through | University of Pittsburgh | 0061993 (131868-6) | 93.837 | Cardiovascular Diseases Research | 18,821 | - |
| Health and Human Services, Department of | Pass-Through | University of Washington | UWSC8792 PO#BPO11216 | 93.837 | Cardiovascular Diseases Research | 162,943 | - |
| Health and Human Services, Department of | Pass-Through | Vanderbilt University | UNIV60620 | 93.837 | Cardiovascular Diseases Research | 124,710 | - |
| Health and Human Services, Department of | Pass-Through | Veralox Therapeutics LLC | Roundtable Research Agreement | 93.837 | Cardiovascular Diseases Research | 92,033 | - |
| Health and Human Services, Department of | Pass-Through | Washington University in St. Louis | WU-17-326/PO 2928688C | 93.837 | Cardiovascular Diseases Research | 1,955 | - |
| Health and Human Services, Department of | Pass-Through | Yale University | GK000086 (CON-80000358) | 93.837 | Cardiovascular Diseases Research | 30,317 | - |
| Health and Human Services, Department of | Pass-Through | Yale University | M17A12503(A10362) | 93.837 | Cardiovascular Diseases Research | 146,788 | - |
| | | | | | | \$ 31,731,729 | \$ 3,190,475 |
| Health and Human Services, Department of | Direct | | 1 F32 HL140969-01 | 93.838 | Lung Diseases Research | 28,117 | - |
| Health and Human Services, Department of | Direct | | 1 F32 HL142237-01 | 93.838 | Lung Diseases Research | 61,063 | - |
| Health and Human Services, Department of | Direct | | 1 F32 HL145915-01 | 93.838 | Lung Diseases Research | 1,324 | - |
| Health and Human Services, Department of | Direct | | 1 R01 HL144086-01 | 93.838 | Lung Diseases Research | 55,504 | - |
| Health and Human Services, Department of | Direct | | 1 R01 HL144660-01 | 93.838 | Lung Diseases Research | 137,015 | - |
| Health and Human Services, Department of | Direct | | 1 R01 HL144849-01 | 93.838 | Lung Diseases Research | 60,478 | - |
| Health and Human Services, Department of | Direct | | 1 R35 HL144481-01 | 93.838 | Lung Diseases Research | 270,665 | - |
| Health and Human Services, Department of | Direct | | 1 R35HL144979701 | 93.838 | Lung Diseases Research | 163,545 | - |
| Health and Human Services, Department of | Direct | | 1 R56 HL126754-01A1 | 93.838 | Lung Diseases Research | 18,228 | - |
| Health and Human Services, Department of | Direct | | 2 R01 HL116434-06 | 93.838 | Lung Diseases Research | 726,713 | - |
| Health and Human Services, Department of | Direct | | 3 R01 HL122438-04S1 | 93.838 | Lung Diseases Research | 347,908 | 261,795 |
| Health and Human Services, Department of | Direct | | 4 R01 HL116434-04 | 93.838 | Lung Diseases Research | (1,990) | - |
| Health and Human Services, Department of | Direct | | 5 F31 HL142197-02 | 93.838 | Lung Diseases Research | 49,302 | - |
| Health and Human Services, Department of | Direct | | 5 K01 HL136687-03 | 93.838 | Lung Diseases Research | 173,921 | - |
| Health and Human Services, Department of | Direct | | 5 K23 HL136934-02 | 93.838 | Lung Diseases Research | 154,842 | - |
| Health and Human Services, Department of | Direct | | 5 K23HL140165-02 | 93.838 | Lung Diseases Research | 171,412 | - |
| Health and Human Services, Department of | Direct | | 5 K24 HL138188-03 | 93.838 | Lung Diseases Research | 100,983 | - |
| Health and Human Services, Department of | Direct | | 5 K99HL139996-02 | 93.838 | Lung Diseases Research | 124,361 | - |
| Health and Human Services, Department of | Direct | | 5 R01 HL031237-32 | 93.838 | Lung Diseases Research | 83,796 | - |
| Health and Human Services, Department of | Direct | | 5 R01 HL052285-22 | 93.838 | Lung Diseases Research | (2,415) | - |
| Health and Human Services, Department of | Direct | | 5 R01 HL078871-10 | 93.838 | Lung Diseases Research | 367,064 | - |
| Health and Human Services, Department of | Direct | | 5 R01 HL094622-09 | 93.838 | Lung Diseases Research | 332,630 | - |
| Health and Human Services, Department of | Direct | | 5 R01 HL108904-08 | 93.838 | Lung Diseases Research | 408,663 | - |
| Health and Human Services, Department of | Direct | | 5 R01 HL114858-08 | 93.838 | Lung Diseases Research | 364,983 | - |
| Health and Human Services, Department of | Direct | | 5 R01 HL118017-04 | 93.838 | Lung Diseases Research | 325,499 | - |
| Health and Human Services, Department of | Direct | | 5 R01 HL119215-07 | 93.838 | Lung Diseases Research | 341,181 | - |

University of Michigan
Schedule of Expenditures of Federal Awards
For the Year Ended June 30, 2019

| Cluster Title/Federal Grantor/Program | Type | Pass-Through Grantor | Award Identifier | CFDA Number | CFDA Program Title | Federal Expenditures | Pass-Through |
|--|--------------|---|--------------------------|-------------|---------------------------------------|----------------------|--------------|
| Health and Human Services, Department of | Direct | | 5 R01 HL119682-04 | 93.838 | Lung Diseases Research | 116,587 | - |
| Health and Human Services, Department of | Direct | | 5 R01 HL121774-03 | 93.838 | Lung Diseases Research | 853,947 | 269,689 |
| Health and Human Services, Department of | Direct | | 5 R01 HL123515-04 | 93.838 | Lung Diseases Research | 421,409 | - |
| Health and Human Services, Department of | Direct | | 5 R01 HL125555-04 | 93.838 | Lung Diseases Research | 604,473 | - |
| Health and Human Services, Department of | Direct | | 5 R01 HL127203-05 | 93.838 | Lung Diseases Research | 457,464 | - |
| Health and Human Services, Department of | Direct | | 5 R01 HL131608-05 | 93.838 | Lung Diseases Research | 532,150 | - |
| Health and Human Services, Department of | Direct | | 5 R01 HL134369-04 | 93.838 | Lung Diseases Research | 317,317 | - |
| Health and Human Services, Department of | Direct | | 5 R01 HL136647-03 | 93.838 | Lung Diseases Research | 391,925 | 84,850 |
| Health and Human Services, Department of | Direct | | 5 R01 HL137816-03 | 93.838 | Lung Diseases Research | 338,794 | 58,535 |
| Health and Human Services, Department of | Direct | | 5 R01 HL138013-02 | 93.838 | Lung Diseases Research | 544,954 | - |
| Health and Human Services, Department of | Direct | | 5 R01 HL138417-02 | 93.838 | Lung Diseases Research | 596,931 | - |
| Health and Human Services, Department of | Direct | | 5 R01 HL140572-02 | 93.838 | Lung Diseases Research | 423,665 | - |
| Health and Human Services, Department of | Direct | | 5 R01HL141195-02 | 93.838 | Lung Diseases Research | 489,279 | - |
| Health and Human Services, Department of | Direct | | 5 R21 HL139156-02 | 93.838 | Lung Diseases Research | 271,605 | - |
| Health and Human Services, Department of | Direct | | 5 R21 HL140995-02 | 93.838 | Lung Diseases Research | 108,025 | - |
| Health and Human Services, Department of | Direct | | 5 U01 HL128952-04 | 93.838 | Lung Diseases Research | 308,844 | 51,257 |
| Health and Human Services, Department of | Direct | | 5 U01 HL131072-04 | 93.838 | Lung Diseases Research | 828,013 | 405,250 |
| Health and Human Services, Department of | Direct | | 5 U01 HL137182-03 | 93.838 | Lung Diseases Research | 463,065 | - |
| Health and Human Services, Department of | Direct | | 5 U01 HL143453-02 | 93.838 | Lung Diseases Research | 200,527 | 42,063 |
| Health and Human Services, Department of | Direct | | 5U01HL123031-06 | 93.838 | Lung Diseases Research | 425,358 | 85,014 |
| Health and Human Services, Department of | Direct | | 7 K08 HL130430-04 | 93.838 | Lung Diseases Research | 122,268 | - |
| Health and Human Services, Department of | Direct | | 7 R01 HL108949-05 | 93.838 | Lung Diseases Research | 47,784 | - |
| Health and Human Services, Department of | Direct | | T32 HL007517 | 93.838 | Lung Diseases Research | 349,530 | - |
| Health and Human Services, Department of | Direct | | T32 HL007517 | 93.838 | Lung Diseases Research | (3,945) | - |
| Health and Human Services, Department of | Direct | | T32 HL007749 | 93.838 | Lung Diseases Research | 807,940 | - |
| Health and Human Services, Department of | Direct | | T32 HL007749 | 93.838 | Lung Diseases Research | 138,781 | - |
| Health and Human Services, Department of | Direct | | T35 HL007690 | 93.838 | Lung Diseases Research | (5,221) | - |
| Health and Human Services, Department of | Pass-Through | Cincinnati Children's Hospital Medical Center (CCHMC) | 138002 | 93.838 | Lung Diseases Research | 31,635 | - |
| Health and Human Services, Department of | Pass-Through | COPD Foundation, Inc | 001 | 93.838 | Lung Diseases Research | 15,007 | - |
| Health and Human Services, Department of | Pass-Through | Cornell University | 16121993-11 | 93.838 | Lung Diseases Research | 3,511 | - |
| Health and Human Services, Department of | Pass-Through | Cornell University | 183434-11 | 93.838 | Lung Diseases Research | 499,744 | - |
| Health and Human Services, Department of | Pass-Through | Georgia Institute of Technology | RJ062-G1 / AWD-101434-G1 | 93.838 | Lung Diseases Research | 590,066 | - |
| Health and Human Services, Department of | Pass-Through | Hektoen Institute for Medical Research, The | 50636-R01-UMICH01 | 93.838 | Lung Diseases Research | 89,673 | - |
| Health and Human Services, Department of | Pass-Through | ImBio | 1 R44HL140894 01A1 | 93.838 | Lung Diseases Research | 78,190 | - |
| Health and Human Services, Department of | Pass-Through | Massachusetts General Hospital | 224404 | 93.838 | Lung Diseases Research | 203,529 | - |
| Health and Human Services, Department of | Pass-Through | National Jewish Health | 20051812 | 93.838 | Lung Diseases Research | 94,486 | - |
| Health and Human Services, Department of | Pass-Through | National Jewish Health | 20024306_Mich sub | 93.838 | Lung Diseases Research | (291) | - |
| Health and Human Services, Department of | Pass-Through | National Jewish Health | 20114601_Mich sub | 93.838 | Lung Diseases Research | 9,367 | - |
| Health and Human Services, Department of | Pass-Through | National Jewish Health | 20114602_Amd1_Mich sub | 93.838 | Lung Diseases Research | 7,691 | - |
| Health and Human Services, Department of | Pass-Through | Oakland University | 33098-01 | 93.838 | Lung Diseases Research | 17,558 | - |
| Health and Human Services, Department of | Pass-Through | Palo Alto Veterans Institute for Research | NIM054043 | 93.838 | Lung Diseases Research | 12,884 | - |
| Health and Human Services, Department of | Pass-Through | The Children's Hospital of Philadelphia | Route Key No. 3201160619 | 93.838 | Lung Diseases Research | 2,000 | - |
| Health and Human Services, Department of | Pass-Through | University of California - San Francisco | 10443sc | 93.838 | Lung Diseases Research | 796,345 | - |
| Health and Human Services, Department of | Pass-Through | University of Iowa | W000705540 | 93.838 | Lung Diseases Research | 220,483 | - |
| Health and Human Services, Department of | Pass-Through | University of North Carolina at Chapel Hill | 5111454 | 93.838 | Lung Diseases Research | 34,917 | - |
| Health and Human Services, Department of | Pass-Through | University of Pennsylvania | 565138 | 93.838 | Lung Diseases Research | (349) | - |
| Health and Human Services, Department of | Pass-Through | University of Pittsburgh | 0024088 (127910-1) | 93.838 | Lung Diseases Research | (134) | - |
| Health and Human Services, Department of | Pass-Through | University of Washington | UWSC7902 | 93.838 | Lung Diseases Research | 10,435 | - |
| Health and Human Services, Department of | Pass-Through | University of Washington | UWSC9344 | 93.838 | Lung Diseases Research | 128,185 | - |
| Health and Human Services, Department of | Pass-Through | Wayne State University | WSU16126-A3 | 93.838 | Lung Diseases Research | 390,458 | - |
| Health and Human Services, Department of | Pass-Through | Weill Cornell Medical College of Cornell University | 16121993-10 | 93.838 | Lung Diseases Research | 4,427 | - |
| Health and Human Services, Department of | Pass-Through | Weill Cornell Medical College of Cornell University | 16121993-9 | 93.838 | Lung Diseases Research | 15,393 | - |
| Health and Human Services, Department of | Pass-Through | Weill Cornell Medical College of Cornell University | 183049-01 | 93.838 | Lung Diseases Research | 22,835 | - |
| Health and Human Services, Department of | Pass-Through | Weill Cornell Medical College of Cornell University | 183434-10 | 93.838 | Lung Diseases Research | 214,681 | - |
| Health and Human Services, Department of | Pass-Through | Weill Cornell Medical College of Cornell University | 183434-9 | 93.838 | Lung Diseases Research | 166,794 | - |
| | | | | | | \$ 18,675,781 | \$ 1,258,453 |
| Health and Human Services, Department of | Direct | | 1 R01 HL146354-01 | 93.839 | Blood Diseases and Resources Research | 41,730 | - |
| Health and Human Services, Department of | Direct | | 1 R01 HL148333-01 | 93.839 | Blood Diseases and Resources Research | 19,032 | - |
| Health and Human Services, Department of | Direct | | 4 R01 HL090775-09 | 93.839 | Blood Diseases and Resources Research | 3,489 | - |
| Health and Human Services, Department of | Direct | | 5 K99 HL136784-02 | 93.839 | Blood Diseases and Resources Research | 91,792 | - |
| Health and Human Services, Department of | Direct | | 5 F32 HL129491-03 | 93.839 | Blood Diseases and Resources Research | (14,299) | - |
| Health and Human Services, Department of | Direct | | 5 K01 HL135392-03 | 93.839 | Blood Diseases and Resources Research | 166,015 | - |
| Health and Human Services, Department of | Direct | | 5 K08 HL119597-05 | 93.839 | Blood Diseases and Resources Research | 276,268 | - |
| Health and Human Services, Department of | Direct | | 5 K08 HL128794-05 | 93.839 | Blood Diseases and Resources Research | 241,715 | - |
| Health and Human Services, Department of | Direct | | 5 R01 HL055374-19 | 93.839 | Blood Diseases and Resources Research | 290,181 | - |
| Health and Human Services, Department of | Direct | | 5 R01 HL079118-13 | 93.839 | Blood Diseases and Resources Research | 389,777 | - |
| Health and Human Services, Department of | Direct | | 5 R01 HL094311-09 | 93.839 | Blood Diseases and Resources Research | 162,459 | - |
| Health and Human Services, Department of | Direct | | 5 R01 HL114405-05 | 93.839 | Blood Diseases and Resources Research | (67,530) | - |
| Health and Human Services, Department of | Direct | | 5 R01 HL124232-05 | 93.839 | Blood Diseases and Resources Research | 510,934 | - |
| Health and Human Services, Department of | Direct | | 5 R01 HL128046-05 | 93.839 | Blood Diseases and Resources Research | 446,010 | 13,633 |
| Health and Human Services, Department of | Direct | | 5 R01 HL132392-04 | 93.839 | Blood Diseases and Resources Research | 456,055 | 7,721 |
| Health and Human Services, Department of | Direct | | 5 R01 HL136420-02 | 93.839 | Blood Diseases and Resources Research | 508,538 | 9,959 |
| Health and Human Services, Department of | Direct | | 5 R01 HL137919-03 | 93.839 | Blood Diseases and Resources Research | 570,939 | 5,780 |
| Health and Human Services, Department of | Direct | | 5 R01 HL141399-02 | 93.839 | Blood Diseases and Resources Research | 200,345 | - |
| Health and Human Services, Department of | Direct | | 5 R01HL125774-02 | 93.839 | Blood Diseases and Resources Research | 379,321 | - |
| Health and Human Services, Department of | Direct | | 5 R21 HL140274-02 | 93.839 | Blood Diseases and Resources Research | 158,836 | 91,955 |

University of Michigan
Schedule of Expenditures of Federal Awards
For the Year Ended June 30, 2019

| Cluster Title/Federal Grantor/Program | Type | Pass-Through Grantor | Award Identifier | CFDA Number | CFDA Program Title | Federal Expenditures | Pass-Through |
|--|--------------|--|--------------------------|-------------|---|----------------------|--------------|
| Health and Human Services, Department of | Direct | | 5 R35 HL135793-03 | 93.839 | Blood Diseases and Resources Research | 448,436 | - |
| Health and Human Services, Department of | Direct | | 5 U01 HL117658-05 | 93.839 | Blood Diseases and Resources Research | 479,206 | 205,345 |
| Health and Human Services, Department of | Direct | | 5 UG1HL069330-19 | 93.839 | Blood Diseases and Resources Research | 164,080 | - |
| Health and Human Services, Department of | Direct | | 7 UM1 HL120877-05 | 93.839 | Blood Diseases and Resources Research | 4,260,639 | 3,630,054 |
| Health and Human Services, Department of | Pass-Through | Cincinnati Children's Hospital Medical Center (CCHMC) | 302525/PO3100580964 | 93.839 | Blood Diseases and Resources Research | 41,190 | - |
| Health and Human Services, Department of | Pass-Through | Massachusetts General Hospital | 230952 | 93.839 | Blood Diseases and Resources Research | 7,057 | - |
| Health and Human Services, Department of | Pass-Through | North Carolina State University | 2018-1327-01 | 93.839 | Blood Diseases and Resources Research | 93,237 | - |
| Health and Human Services, Department of | Pass-Through | Oklahoma Medical Research Foundation (OMRF) | 0280-04/Umich_JM | 93.839 | Blood Diseases and Resources Research | 4,887 | - |
| Health and Human Services, Department of | Pass-Through | State University of New York (SUNY) | 1146045-81096 | 93.839 | Blood Diseases and Resources Research | 172,543 | - |
| Health and Human Services, Department of | Pass-Through | State University of New York (SUNY) | 1146045-81096 | 93.839 | Blood Diseases and Resources Research | 19,115 | - |
| Health and Human Services, Department of | Pass-Through | The University of Texas Health Science Center at Houston | 0013267E | 93.839 | Blood Diseases and Resources Research | 8,885 | - |
| Health and Human Services, Department of | Pass-Through | University of Georgia | SUB000001636 | 93.839 | Blood Diseases and Resources Research | 140,221 | - |
| Health and Human Services, Department of | Pass-Through | University of Illinois-Urbana-Champaign | 092532-17155 | 93.839 | Blood Diseases and Resources Research | 100,679 | - |
| Health and Human Services, Department of | Pass-Through | University of Pennsylvania | 564154/10042446/14843/01 | 93.839 | Blood Diseases and Resources Research | 97,223 | - |
| | | | | | | \$ 10,869,005 | \$ 3,964,447 |
| Translation and Implementation Science Research for Heart, | | | | | | | |
| Health and Human Services, Department of | Direct | | 5 K12 HL138039-03 | 93.840 | Lung, Blood Diseases, and Sleep Disorders | \$ 572,829 | \$ - |
| Health and Human Services, Department of | Direct | | 1 K01 AR073340-01 | 93.846 | Arthritis, Musculoskeletal and Skin Diseases Research | \$ 726 | \$ - |
| Health and Human Services, Department of | Direct | | 1 P30 AR075043-01 | 93.846 | Arthritis, Musculoskeletal and Skin Diseases Research | 16,248 | - |
| Health and Human Services, Department of | Direct | | 1 R01 AR073022-01A1 | 93.846 | Arthritis, Musculoskeletal and Skin Diseases Research | 161,870 | - |
| Health and Human Services, Department of | Direct | | 1 R01 AR074930-01 | 93.846 | Arthritis, Musculoskeletal and Skin Diseases Research | 22,302 | - |
| Health and Human Services, Department of | Direct | | 1 R21 AR066213-02 | 93.846 | Arthritis, Musculoskeletal and Skin Diseases Research | 1,963 | - |
| Health and Human Services, Department of | Direct | | 1 R21 AR072817-01A1 | 93.846 | Arthritis, Musculoskeletal and Skin Diseases Research | 2,774 | - |
| Health and Human Services, Department of | Direct | | 1 R21 AR075197-01 | 93.846 | Arthritis, Musculoskeletal and Skin Diseases Research | 7,618 | - |
| Health and Human Services, Department of | Direct | | 1 R61 AR073523-01 | 93.846 | Arthritis, Musculoskeletal and Skin Diseases Research | 59,572 | - |
| Health and Human Services, Department of | Direct | | 4 K24 AR063120-05 | 93.846 | Arthritis, Musculoskeletal and Skin Diseases Research | (346) | - |
| Health and Human Services, Department of | Direct | | 4 R01 AR060837-05 | 93.846 | Arthritis, Musculoskeletal and Skin Diseases Research | 946 | - |
| Health and Human Services, Department of | Direct | | 4 R01 AR062030-05 | 93.846 | Arthritis, Musculoskeletal and Skin Diseases Research | (3,962) | - |
| Health and Human Services, Department of | Direct | | 4 R01 AR062066-05 | 93.846 | Arthritis, Musculoskeletal and Skin Diseases Research | 385,122 | - |
| Health and Human Services, Department of | Direct | | 4 R01 AR062522-05S1 | 93.846 | Arthritis, Musculoskeletal and Skin Diseases Research | (58,593) | - |
| Health and Human Services, Department of | Direct | | 4 R01 AR063611-05 | 93.846 | Arthritis, Musculoskeletal and Skin Diseases Research | (57,552) | - |
| Health and Human Services, Department of | Direct | | 4 R01 AR065183-04 | 93.846 | Arthritis, Musculoskeletal and Skin Diseases Research | 14,280 | - |
| Health and Human Services, Department of | Direct | | 5 F31 AR073677-02 | 93.846 | Arthritis, Musculoskeletal and Skin Diseases Research | 40,608 | - |
| Health and Human Services, Department of | Direct | | 5 K01 AR064275-05 | 93.846 | Arthritis, Musculoskeletal and Skin Diseases Research | 115,809 | - |
| Health and Human Services, Department of | Direct | | 5 K01 AR064765-05 | 93.846 | Arthritis, Musculoskeletal and Skin Diseases Research | (234) | - |
| Health and Human Services, Department of | Direct | | 5 K01 AR070281-04 | 93.846 | Arthritis, Musculoskeletal and Skin Diseases Research | 100,485 | - |
| Health and Human Services, Department of | Direct | | 5 K01 AR0772129-03 | 93.846 | Arthritis, Musculoskeletal and Skin Diseases Research | 95,321 | - |
| Health and Human Services, Department of | Direct | | 5 K08 AR063668-05 | 93.846 | Arthritis, Musculoskeletal and Skin Diseases Research | (2,737) | - |
| Health and Human Services, Department of | Direct | | 5 K08 AR066569-05 | 93.846 | Arthritis, Musculoskeletal and Skin Diseases Research | 113,375 | - |
| Health and Human Services, Department of | Direct | | 5 K24 AR053120-10 | 93.846 | Arthritis, Musculoskeletal and Skin Diseases Research | 168,791 | - |
| Health and Human Services, Department of | Direct | | 5 K99 AR 070903-02 | 93.846 | Arthritis, Musculoskeletal and Skin Diseases Research | 72,226 | - |
| Health and Human Services, Department of | Direct | | 5 P30 AR069620-04 | 93.846 | Arthritis, Musculoskeletal and Skin Diseases Research | 917,623 | - |
| Health and Human Services, Department of | Direct | | 5 P50 AR070600-03 | 93.846 | Arthritis, Musculoskeletal and Skin Diseases Research | 1,004,360 | - |
| Health and Human Services, Department of | Direct | | 5 R01 AR042742-22 | 93.846 | Arthritis, Musculoskeletal and Skin Diseases Research | 805,940 | - |
| Health and Human Services, Department of | Direct | | 5 R01 AR044232-24 | 93.846 | Arthritis, Musculoskeletal and Skin Diseases Research | 558,943 | - |
| Health and Human Services, Department of | Direct | | 5 R01 AR054821-09 | 93.846 | Arthritis, Musculoskeletal and Skin Diseases Research | 434,548 | - |
| Health and Human Services, Department of | Direct | | 5 R01 AR059085-09 | 93.846 | Arthritis, Musculoskeletal and Skin Diseases Research | 382,018 | - |
| Health and Human Services, Department of | Direct | | 5 R01 AR060350-08 | 93.846 | Arthritis, Musculoskeletal and Skin Diseases Research | 822,731 | 605,767 |
| Health and Human Services, Department of | Direct | | 5 R01 AR061402-07 | 93.846 | Arthritis, Musculoskeletal and Skin Diseases Research | 122,575 | - |
| Health and Human Services, Department of | Direct | | 5 R01 AR062636-05 | 93.846 | Arthritis, Musculoskeletal and Skin Diseases Research | 227,711 | - |
| Health and Human Services, Department of | Direct | | 5 R01 AR063056-05 | 93.846 | Arthritis, Musculoskeletal and Skin Diseases Research | 16,676 | - |
| Health and Human Services, Department of | Direct | | 5 R01 AR065403-05 | 93.846 | Arthritis, Musculoskeletal and Skin Diseases Research | 411,803 | - |
| Health and Human Services, Department of | Direct | | 5 R01 AR065409-05 | 93.846 | Arthritis, Musculoskeletal and Skin Diseases Research | 159,911 | - |
| Health and Human Services, Department of | Direct | | 5 R01 AR065424-05 | 93.846 | Arthritis, Musculoskeletal and Skin Diseases Research | 487,125 | - |
| Health and Human Services, Department of | Direct | | 5 R01 AR065524-05 | 93.846 | Arthritis, Musculoskeletal and Skin Diseases Research | 395,971 | - |
| Health and Human Services, Department of | Direct | | 5 R01 AR066028-05 | 93.846 | Arthritis, Musculoskeletal and Skin Diseases Research | 885,727 | 268,217 |
| Health and Human Services, Department of | Direct | | 5 R01 AR066049-03 | 93.846 | Arthritis, Musculoskeletal and Skin Diseases Research | (349) | - |
| Health and Human Services, Department of | Direct | | 5 R01 AR067744-05 | 93.846 | Arthritis, Musculoskeletal and Skin Diseases Research | 462,891 | - |
| Health and Human Services, Department of | Direct | | 5 R01 AR068428-04 | 93.846 | Arthritis, Musculoskeletal and Skin Diseases Research | 371,232 | - |
| Health and Human Services, Department of | Direct | | 5 R01 AR068452-02 | 93.846 | Arthritis, Musculoskeletal and Skin Diseases Research | 244,263 | 4,480 |
| Health and Human Services, Department of | Direct | | 5 R01 AR069071-05 | 93.846 | Arthritis, Musculoskeletal and Skin Diseases Research | 331,674 | 137,980 |
| Health and Human Services, Department of | Direct | | 5 R01 AR069303-03 | 93.846 | Arthritis, Musculoskeletal and Skin Diseases Research | 359,397 | - |
| Health and Human Services, Department of | Direct | | 5 R01 AR070148-02 | 93.846 | Arthritis, Musculoskeletal and Skin Diseases Research | 315,725 | 53,952 |
| Health and Human Services, Department of | Direct | | 5 R01 AR070470-03 | 93.846 | Arthritis, Musculoskeletal and Skin Diseases Research | 145,618 | - |
| Health and Human Services, Department of | Direct | | 5 R01 AR071379-03 | 93.846 | Arthritis, Musculoskeletal and Skin Diseases Research | 266,614 | - |
| Health and Human Services, Department of | Direct | | 5 R01 AR071384-03 | 93.846 | Arthritis, Musculoskeletal and Skin Diseases Research | 473,739 | - |
| Health and Human Services, Department of | Direct | | 5 R03 AR072107-02 | 93.846 | Arthritis, Musculoskeletal and Skin Diseases Research | 78,794 | - |
| Health and Human Services, Department of | Direct | | 5 R21 AR067330-02 | 93.846 | Arthritis, Musculoskeletal and Skin Diseases Research | (102,974) | - |
| Health and Human Services, Department of | Direct | | 5 R21 AR072284-02 | 93.846 | Arthritis, Musculoskeletal and Skin Diseases Research | 266,867 | - |
| Health and Human Services, Department of | Direct | | 5 R21 AR072314-02 | 93.846 | Arthritis, Musculoskeletal and Skin Diseases Research | 140,094 | - |
| Health and Human Services, Department of | Direct | | 5 R21 AR072336-02 | 93.846 | Arthritis, Musculoskeletal and Skin Diseases Research | 176,900 | - |
| Health and Human Services, Department of | Direct | | 5 R21 AR072511-02 | 93.846 | Arthritis, Musculoskeletal and Skin Diseases Research | 125,483 | - |
| Health and Human Services, Department of | Direct | | 5 R21 AR072931-02 | 93.846 | Arthritis, Musculoskeletal and Skin Diseases Research | 201,279 | - |
| Health and Human Services, Department of | Direct | | 5 R21 AR074011-02 | 93.846 | Arthritis, Musculoskeletal and Skin Diseases Research | 86,240 | - |
| Health and Human Services, Department of | Direct | | 5 R61 AR073014-02 | 93.846 | Arthritis, Musculoskeletal and Skin Diseases Research | 440,733 | - |
| Health and Human Services, Department of | Direct | | 5-K24AR063120-07 | 93.846 | Arthritis, Musculoskeletal and Skin Diseases Research | 60,422 | - |

University of Michigan
Schedule of Expenditures of Federal Awards
For the Year Ended June 30, 2019

| Cluster Title/Federal Grantor/Program | Type | Pass-Through Grantor | Award Identifier | CFDA Number | CFDA Program Title | Federal Expenditures | Pass-Through |
|--|--------------|---|---------------------|-------------|--|----------------------|--------------|
| Health and Human Services, Department of | Direct | | 7 R01 AR042047-23 | 93.846 | Arthritis, Musculoskeletal and Skin Diseases Research | 473,443 | - |
| Health and Human Services, Department of | Direct | | T32 AR007080 | 93.846 | Arthritis, Musculoskeletal and Skin Diseases Research | 110,735 | - |
| Health and Human Services, Department of | Direct | | T32 AR007080 | 93.846 | Arthritis, Musculoskeletal and Skin Diseases Research | 25,920 | - |
| Health and Human Services, Department of | Direct | | T32 AR007197 | 93.846 | Arthritis, Musculoskeletal and Skin Diseases Research | 223,018 | - |
| Health and Human Services, Department of | Pass-Through | Cleveland Clinic Foundation (CCF) | 985-SUB | 93.846 | Arthritis, Musculoskeletal and Skin Diseases Research | 29,688 | - |
| Health and Human Services, Department of | Pass-Through | Dartmouth College | R1016 - Core B | 93.846 | Arthritis, Musculoskeletal and Skin Diseases Research | 2,690 | - |
| Health and Human Services, Department of | Pass-Through | IF, LLC | Agreement | 93.846 | Arthritis, Musculoskeletal and Skin Diseases Research | 43,219 | - |
| Health and Human Services, Department of | Pass-Through | Johns Hopkins University | 2003835464 | 93.846 | Arthritis, Musculoskeletal and Skin Diseases Research | 44,283 | - |
| Health and Human Services, Department of | Pass-Through | Northwestern University | 60049341 UMich | 93.846 | Arthritis, Musculoskeletal and Skin Diseases Research | (712) | - |
| Health and Human Services, Department of | Pass-Through | State University of New York (SUNY) | 68055 | 93.846 | Arthritis, Musculoskeletal and Skin Diseases Research | 93,666 | - |
| Health and Human Services, Department of | Pass-Through | Thomas Jefferson University | 080-23000-R92203 | 93.846 | Arthritis, Musculoskeletal and Skin Diseases Research | (3,046) | - |
| Health and Human Services, Department of | Pass-Through | University of Alabama at Birmingham (UAB) | 000516313-001 | 93.846 | Arthritis, Musculoskeletal and Skin Diseases Research | 113,813 | - |
| Health and Human Services, Department of | Pass-Through | University of Alabama at Birmingham (UAB) | 000516313-001 | 93.846 | Arthritis, Musculoskeletal and Skin Diseases Research | 43 | - |
| Health and Human Services, Department of | Pass-Through | University of Pennsylvania | 572644 | 93.846 | Arthritis, Musculoskeletal and Skin Diseases Research | 2,056 | - |
| Health and Human Services, Department of | Pass-Through | University of Wisconsin | 0000000035 | 93.846 | Arthritis, Musculoskeletal and Skin Diseases Research | 112,701 | - |
| Health and Human Services, Department of | Pass-Through | Washington State University | 131344 G003907 | 93.846 | Arthritis, Musculoskeletal and Skin Diseases Research | 10,351 | - |
| | | | | | | \$ 14,616,966 | \$ 1,070,396 |
| Health and Human Services, Department of | Direct | | 1 DP3 DK098129-01 | 93.847 | Diabetes, Digestive, and Kidney Diseases Extramural Research | \$ 373 | \$ 373 |
| Health and Human Services, Department of | Direct | | 1 F32 D5120159-01 | 93.847 | Diabetes, Digestive, and Kidney Diseases Extramural Research | 14,279 | - |
| Health and Human Services, Department of | Direct | | 1 F32 DK112642-01A1 | 93.847 | Diabetes, Digestive, and Kidney Diseases Extramural Research | 1,851 | - |
| Health and Human Services, Department of | Direct | | 1 F32 DK115340-01A1 | 93.847 | Diabetes, Digestive, and Kidney Diseases Extramural Research | 63,145 | - |
| Health and Human Services, Department of | Direct | | 1 F32 DK117522-01A1 | 93.847 | Diabetes, Digestive, and Kidney Diseases Extramural Research | 28,582 | - |
| Health and Human Services, Department of | Direct | | 1 K01 DK111794-01A1 | 93.847 | Diabetes, Digestive, and Kidney Diseases Extramural Research | 48,083 | - |
| Health and Human Services, Department of | Direct | | 1 K01 DK114376-01A1 | 93.847 | Diabetes, Digestive, and Kidney Diseases Extramural Research | 51,597 | - |
| Health and Human Services, Department of | Direct | | 1 R01 DK 119188-01 | 93.847 | Diabetes, Digestive, and Kidney Diseases Extramural Research | 77,837 | - |
| Health and Human Services, Department of | Direct | | 1 R01 DK115408-02 | 93.847 | Diabetes, Digestive, and Kidney Diseases Extramural Research | 196,740 | - |
| Health and Human Services, Department of | Direct | | 1 R01 DK117639 01A1 | 93.847 | Diabetes, Digestive, and Kidney Diseases Extramural Research | 156,120 | - |
| Health and Human Services, Department of | Direct | | 1 R01 DK118731-01A1 | 93.847 | Diabetes, Digestive, and Kidney Diseases Extramural Research | 86,844 | - |
| Health and Human Services, Department of | Direct | | 1 R01 DK119219-01 | 93.847 | Diabetes, Digestive, and Kidney Diseases Extramural Research | 92,050 | - |
| Health and Human Services, Department of | Direct | | 1 R01 DK120623-01 | 93.847 | Diabetes, Digestive, and Kidney Diseases Extramural Research | 34,079 | - |
| Health and Human Services, Department of | Direct | | 1 R01 DK121166-01 | 93.847 | Diabetes, Digestive, and Kidney Diseases Extramural Research | 34,361 | - |
| Health and Human Services, Department of | Direct | | 1 R56 DK116617-01 | 93.847 | Diabetes, Digestive, and Kidney Diseases Extramural Research | 183,941 | - |
| Health and Human Services, Department of | Direct | | 2 R01 DK055679-20A1 | 93.847 | Diabetes, Digestive, and Kidney Diseases Extramural Research | 58,320 | - |
| Health and Human Services, Department of | Direct | | 2 R01 DK068400 15 | 93.847 | Diabetes, Digestive, and Kidney Diseases Extramural Research | 67,802 | - |
| Health and Human Services, Department of | Direct | | 2 R01 DK070869-11 | 93.847 | Diabetes, Digestive, and Kidney Diseases Extramural Research | 56,350 | - |
| Health and Human Services, Department of | Direct | | 2 R01 DK071771-11 | 93.847 | Diabetes, Digestive, and Kidney Diseases Extramural Research | 491,657 | 14,932 |
| Health and Human Services, Department of | Direct | | 2 R56 DK053904-18 | 93.847 | Diabetes, Digestive, and Kidney Diseases Extramural Research | 122,819 | - |
| Health and Human Services, Department of | Direct | | 2 U01 DK065184-16 | 93.847 | Diabetes, Digestive, and Kidney Diseases Extramural Research | 258,965 | 495 |
| Health and Human Services, Department of | Direct | | 2 U24 DK100845-07 | 93.847 | Diabetes, Digestive, and Kidney Diseases Extramural Research | 18,878 | - |
| Health and Human Services, Department of | Direct | | 2R01DK045776-28 | 93.847 | Diabetes, Digestive, and Kidney Diseases Extramural Research | 152,667 | - |
| Health and Human Services, Department of | Direct | | 3 P30DK020572-42S1 | 93.847 | Diabetes, Digestive, and Kidney Diseases Extramural Research | 2,148,986 | 107,327 |
| Health and Human Services, Department of | Direct | | 3 P30DK081943-12S1 | 93.847 | Diabetes, Digestive, and Kidney Diseases Extramural Research | 589,376 | 38,752 |
| Health and Human Services, Department of | Direct | | 3U54DK083912-10S1 | 93.847 | Diabetes, Digestive, and Kidney Diseases Extramural Research | 1,295,748 | 436,483 |
| Health and Human Services, Department of | Direct | | 3UM1DK100845-06S1 | 93.847 | Diabetes, Digestive, and Kidney Diseases Extramural Research | 1,042,639 | 632,600 |
| Health and Human Services, Department of | Direct | | 4 R01 DK053904-17 | 93.847 | Diabetes, Digestive, and Kidney Diseases Extramural Research | 17,189 | - |
| Health and Human Services, Department of | Direct | | 4 R01 DK096972-04 | 93.847 | Diabetes, Digestive, and Kidney Diseases Extramural Research | 3,653 | - |

University of Michigan
Schedule of Expenditures of Federal Awards
For the Year Ended June 30, 2019

| Cluster Title/Federal Grantor/Program | Type | Pass-Through Grantor | Award Identifier | CFDA Number | CFDA Program Title | Federal Expenditures | Pass-Through |
|--|--------|----------------------|-------------------|-------------|--|----------------------|--------------|
| Health and Human Services, Department of | Direct | | 5 F30 DK117615-02 | 93.847 | Diabetes, Digestive, and Kidney Diseases Extramural Research | 40,718 | - |
| Health and Human Services, Department of | Direct | | 5 F31 DK111194-03 | 93.847 | Diabetes, Digestive, and Kidney Diseases Extramural Research | 39,386 | - |
| Health and Human Services, Department of | Direct | | 5 F31 DK113653-02 | 93.847 | Diabetes, Digestive, and Kidney Diseases Extramural Research | 36,041 | - |
| Health and Human Services, Department of | Direct | | 5 F31 DK116555-03 | 93.847 | Diabetes, Digestive, and Kidney Diseases Extramural Research | 30,519 | - |
| Health and Human Services, Department of | Direct | | 5 F31 DK117610-02 | 93.847 | Diabetes, Digestive, and Kidney Diseases Extramural Research | 39,172 | - |
| Health and Human Services, Department of | Direct | | 5 F31 DK118811-02 | 93.847 | Diabetes, Digestive, and Kidney Diseases Extramural Research | 35,831 | - |
| Health and Human Services, Department of | Direct | | 5 F32 DK108493-02 | 93.847 | Diabetes, Digestive, and Kidney Diseases Extramural Research | (158) | - |
| Health and Human Services, Department of | Direct | | 5 F32 DK112627-02 | 93.847 | Diabetes, Digestive, and Kidney Diseases Extramural Research | (8,587) | - |
| Health and Human Services, Department of | Direct | | 5 F32 DK117545-02 | 93.847 | Diabetes, Digestive, and Kidney Diseases Extramural Research | 54,475 | - |
| Health and Human Services, Department of | Direct | | 5 F32 DK118800-02 | 93.847 | Diabetes, Digestive, and Kidney Diseases Extramural Research | 59,819 | - |
| Health and Human Services, Department of | Direct | | 5 F32 DK120111-02 | 93.847 | Diabetes, Digestive, and Kidney Diseases Extramural Research | 52,503 | - |
| Health and Human Services, Department of | Direct | | 5 K01 DK106296-03 | 93.847 | Diabetes, Digestive, and Kidney Diseases Extramural Research | 154,083 | - |
| Health and Human Services, Department of | Direct | | 5 K01 DK106322-04 | 93.847 | Diabetes, Digestive, and Kidney Diseases Extramural Research | 141,450 | - |
| Health and Human Services, Department of | Direct | | 5 K01 DK107456-04 | 93.847 | Diabetes, Digestive, and Kidney Diseases Extramural Research | 153,973 | - |
| Health and Human Services, Department of | Direct | | 5 K01 DK111710-02 | 93.847 | Diabetes, Digestive, and Kidney Diseases Extramural Research | 48,802 | - |
| Health and Human Services, Department of | Direct | | 5 K01 DK116928-02 | 93.847 | Diabetes, Digestive, and Kidney Diseases Extramural Research | 67,505 | - |
| Health and Human Services, Department of | Direct | | 5 K01DK113115-02 | 93.847 | Diabetes, Digestive, and Kidney Diseases Extramural Research | 6,167 | - |
| Health and Human Services, Department of | Direct | | 5 K08 DK101755-04 | 93.847 | Diabetes, Digestive, and Kidney Diseases Extramural Research | 107,034 | - |
| Health and Human Services, Department of | Direct | | 5 K08 DK102357-05 | 93.847 | Diabetes, Digestive, and Kidney Diseases Extramural Research | (19,314) | - |
| Health and Human Services, Department of | Direct | | 5 K08 DK102526-05 | 93.847 | Diabetes, Digestive, and Kidney Diseases Extramural Research | 164,432 | - |
| Health and Human Services, Department of | Direct | | 5 K08 DK106523-05 | 93.847 | Diabetes, Digestive, and Kidney Diseases Extramural Research | 147,004 | 2,337 |
| Health and Human Services, Department of | Direct | | 5 K08 DK109116-04 | 93.847 | Diabetes, Digestive, and Kidney Diseases Extramural Research | 161,817 | - |
| Health and Human Services, Department of | Direct | | 5 K08DK115891-02 | 93.847 | Diabetes, Digestive, and Kidney Diseases Extramural Research | 140,013 | - |
| Health and Human Services, Department of | Direct | | 5 K12 DK111011-04 | 93.847 | Diabetes, Digestive, and Kidney Diseases Extramural Research | 266,771 | - |
| Health and Human Services, Department of | Direct | | 5 K23 DK097183-05 | 93.847 | Diabetes, Digestive, and Kidney Diseases Extramural Research | 108,589 | - |
| Health and Human Services, Department of | Direct | | 5 K23 DK101687-05 | 93.847 | Diabetes, Digestive, and Kidney Diseases Extramural Research | 182,760 | - |
| Health and Human Services, Department of | Direct | | 5 K99 DK106664-02 | 93.847 | Diabetes, Digestive, and Kidney Diseases Extramural Research | 68,184 | - |
| Health and Human Services, Department of | Direct | | 5 K99 DK110537-02 | 93.847 | Diabetes, Digestive, and Kidney Diseases Extramural Research | 11,755 | - |
| Health and Human Services, Department of | Direct | | 5 P01 DK062041-15 | 93.847 | Diabetes, Digestive, and Kidney Diseases Extramural Research | 165,975 | - |
| Health and Human Services, Department of | Direct | | 5 P30 DK020572-40 | 93.847 | Diabetes, Digestive, and Kidney Diseases Extramural Research | (19,815) | (9,951) |
| Health and Human Services, Department of | Direct | | 5 P30 DK034933-33 | 93.847 | Diabetes, Digestive, and Kidney Diseases Extramural Research | 794,279 | - |
| Health and Human Services, Department of | Direct | | 5 P30 DK089503-10 | 93.847 | Diabetes, Digestive, and Kidney Diseases Extramural Research | 968,325 | - |
| Health and Human Services, Department of | Direct | | 5 P30DK092926-09 | 93.847 | Diabetes, Digestive, and Kidney Diseases Extramural Research | 537,224 | 109,410 |
| Health and Human Services, Department of | Direct | | 5 R00 DK097141-05 | 93.847 | Diabetes, Digestive, and Kidney Diseases Extramural Research | 110,167 | - |
| Health and Human Services, Department of | Direct | | 5 R00 DK099240-04 | 93.847 | Diabetes, Digestive, and Kidney Diseases Extramural Research | 105,282 | - |
| Health and Human Services, Department of | Direct | | 5 R01 DK040344-30 | 93.847 | Diabetes, Digestive, and Kidney Diseases Extramural Research | 310,922 | - |
| Health and Human Services, Department of | Direct | | 5 R01 DK04203-29 | 93.847 | Diabetes, Digestive, and Kidney Diseases Extramural Research | 385,860 | - |
| Health and Human Services, Department of | Direct | | 5 R01 DK043140-23 | 93.847 | Diabetes, Digestive, and Kidney Diseases Extramural Research | 443,825 | - |

University of Michigan
Schedule of Expenditures of Federal Awards
For the Year Ended June 30, 2019

| Cluster Title/Federal Grantor/Program | Type | Pass-Through Grantor | Award Identifier | CFDA Number | CFDA Program Title | Federal Expenditures | Pass-Through |
|--|--------|----------------------|-------------------|-------------|--|----------------------|--------------|
| Health and Human Services, Department of | Direct | | 5 R01 DK045776-27 | 93.847 | Diabetes, Digestive, and Kidney Diseases Extramural Research | 246,147 | - |
| Health and Human Services, Department of | Direct | | 5 R01 DK046409-26 | 93.847 | Diabetes, Digestive, and Kidney Diseases Extramural Research | 440,988 | - |
| Health and Human Services, Department of | Direct | | 5 R01 DK046960-27 | 93.847 | Diabetes, Digestive, and Kidney Diseases Extramural Research | 342,890 | - |
| Health and Human Services, Department of | Direct | | 5 R01 DK047918-25 | 93.847 | Diabetes, Digestive, and Kidney Diseases Extramural Research | 135,482 | - |
| Health and Human Services, Department of | Direct | | 5 R01 DK048280-25 | 93.847 | Diabetes, Digestive, and Kidney Diseases Extramural Research | 438,471 | - |
| Health and Human Services, Department of | Direct | | 5 R01 DK054222-19 | 93.847 | Diabetes, Digestive, and Kidney Diseases Extramural Research | 532,074 | - |
| Health and Human Services, Department of | Direct | | 5 R01 DK054740-19 | 93.847 | Diabetes, Digestive, and Kidney Diseases Extramural Research | 339,765 | - |
| Health and Human Services, Department of | Direct | | 5 R01 DK055679-19 | 93.847 | Diabetes, Digestive, and Kidney Diseases Extramural Research | 178,552 | - |
| Health and Human Services, Department of | Direct | | 5 R01 DK056731-21 | 93.847 | Diabetes, Digestive, and Kidney Diseases Extramural Research | 431,961 | - |
| Health and Human Services, Department of | Direct | | 5 R01 DK058913-14 | 93.847 | Diabetes, Digestive, and Kidney Diseases Extramural Research | (27,827) | - |
| Health and Human Services, Department of | Direct | | 5 R01 DK059888-19 | 93.847 | Diabetes, Digestive, and Kidney Diseases Extramural Research | 737,804 | - |
| Health and Human Services, Department of | Direct | | 5 R01 DK061379-16 | 93.847 | Diabetes, Digestive, and Kidney Diseases Extramural Research | 467,858 | - |
| Health and Human Services, Department of | Direct | | 5 R01 DK061707-15 | 93.847 | Diabetes, Digestive, and Kidney Diseases Extramural Research | (63,661) | - |
| Health and Human Services, Department of | Direct | | 5 R01 DK062876-14 | 93.847 | Diabetes, Digestive, and Kidney Diseases Extramural Research | 303,047 | - |
| Health and Human Services, Department of | Direct | | 5 R01 DK066604-13 | 93.847 | Diabetes, Digestive, and Kidney Diseases Extramural Research | 447,753 | - |
| Health and Human Services, Department of | Direct | | 5 R01 DK068400-14 | 93.847 | Diabetes, Digestive, and Kidney Diseases Extramural Research | 365,527 | 142,297 |
| Health and Human Services, Department of | Direct | | 5 R01 DK069950-14 | 93.847 | Diabetes, Digestive, and Kidney Diseases Extramural Research | 343,833 | 27,479 |
| Health and Human Services, Department of | Direct | | 5 R01 DK070869-10 | 93.847 | Diabetes, Digestive, and Kidney Diseases Extramural Research | 98,109 | - |
| Health and Human Services, Department of | Direct | | 5 R01 DK072564-24 | 93.847 | Diabetes, Digestive, and Kidney Diseases Extramural Research | 737,848 | - |
| Health and Human Services, Department of | Direct | | 5 R01 DK073722-13 | 93.847 | Diabetes, Digestive, and Kidney Diseases Extramural Research | 430,001 | - |
| Health and Human Services, Department of | Direct | | 5 R01 DK077966-09 | 93.847 | Diabetes, Digestive, and Kidney Diseases Extramural Research | 909,076 | 9,355 |
| Health and Human Services, Department of | Direct | | 5 R01 DK078056-09 | 93.847 | Diabetes, Digestive, and Kidney Diseases Extramural Research | (7,266) | - |
| Health and Human Services, Department of | Direct | | 5 R01 DK079392-14 | 93.847 | Diabetes, Digestive, and Kidney Diseases Extramural Research | 388,102 | - |
| Health and Human Services, Department of | Direct | | 5 R01 DK083491-09 | 93.847 | Diabetes, Digestive, and Kidney Diseases Extramural Research | 210,419 | - |
| Health and Human Services, Department of | Direct | | 5 R01 DK089763-08 | 93.847 | Diabetes, Digestive, and Kidney Diseases Extramural Research | 683,617 | 347,410 |
| Health and Human Services, Department of | Direct | | 5 R01 DK089933-09 | 93.847 | Diabetes, Digestive, and Kidney Diseases Extramural Research | 512,701 | - |
| Health and Human Services, Department of | Direct | | 5 R01 DK090262-09 | 93.847 | Diabetes, Digestive, and Kidney Diseases Extramural Research | 413,787 | - |
| Health and Human Services, Department of | Direct | | 5 R01 DK091191-14 | 93.847 | Diabetes, Digestive, and Kidney Diseases Extramural Research | 316,184 | - |
| Health and Human Services, Department of | Direct | | 5 R01 DK091267-08 | 93.847 | Diabetes, Digestive, and Kidney Diseases Extramural Research | 435,140 | - |
| Health and Human Services, Department of | Direct | | 5 R01 DK091591-04 | 93.847 | Diabetes, Digestive, and Kidney Diseases Extramural Research | (11,020) | - |
| Health and Human Services, Department of | Direct | | 5 R01 DK093513-07 | 93.847 | Diabetes, Digestive, and Kidney Diseases Extramural Research | 368,004 | 54,485 |
| Health and Human Services, Department of | Direct | | 5 R01 DK094777-09 | 93.847 | Diabetes, Digestive, and Kidney Diseases Extramural Research | 770,369 | - |
| Health and Human Services, Department of | Direct | | 5 R01 DK095201-08 | 93.847 | Diabetes, Digestive, and Kidney Diseases Extramural Research | 367,205 | - |
| Health and Human Services, Department of | Direct | | 5 R01 DK095210-05 | 93.847 | Diabetes, Digestive, and Kidney Diseases Extramural Research | (582) | (582) |
| Health and Human Services, Department of | Direct | | 5 R01 DK095782-05 | 93.847 | Diabetes, Digestive, and Kidney Diseases Extramural Research | (84,175) | - |
| Health and Human Services, Department of | Direct | | 5 R01 DK095782-07 | 93.847 | Diabetes, Digestive, and Kidney Diseases Extramural Research | 344,340 | - |
| Health and Human Services, Department of | Direct | | 5 R01 DK097027-05 | 93.847 | Diabetes, Digestive, and Kidney Diseases Extramural Research | 55,489 | - |
| Health and Human Services, Department of | Direct | | 5 R01 DK097449-05 | 93.847 | Diabetes, Digestive, and Kidney Diseases Extramural Research | 167,133 | - |

University of Michigan
Schedule of Expenditures of Federal Awards
For the Year Ended June 30, 2019

| Cluster Title/Federal Grantor/Program | Type | Pass-Through Grantor | Award Identifier | CFDA Number | CFDA Program Title | Federal Expenditures | Pass-Through |
|--|--------|----------------------|--------------------|-------------|--|----------------------|--------------|
| Health and Human Services, Department of | Direct | | 5 R01 DK098205-05 | 93.847 | Diabetes, Digestive, and Kidney Diseases Extramural Research | 769 | - |
| Health and Human Services, Department of | Direct | | 5 R01 DK098853-04 | 93.847 | Diabetes, Digestive, and Kidney Diseases Extramural Research | (403) | - |
| Health and Human Services, Department of | Direct | | 5 R01 DK099034-03 | 93.847 | Diabetes, Digestive, and Kidney Diseases Extramural Research | (11,043) | - |
| Health and Human Services, Department of | Direct | | 5 R01 DK099593-05 | 93.847 | Diabetes, Digestive, and Kidney Diseases Extramural Research | 184,140 | - |
| Health and Human Services, Department of | Direct | | 5 R01 DK100449-05 | 93.847 | Diabetes, Digestive, and Kidney Diseases Extramural Research | 446,753 | - |
| Health and Human Services, Department of | Direct | | 5 R01 DK100722-08 | 93.847 | Diabetes, Digestive, and Kidney Diseases Extramural Research | (3,642) | - |
| Health and Human Services, Department of | Direct | | 5 R01 DK101423-05 | 93.847 | Diabetes, Digestive, and Kidney Diseases Extramural Research | 398,466 | 108,534 |
| Health and Human Services, Department of | Direct | | 5 R01 DK101473-04 | 93.847 | Diabetes, Digestive, and Kidney Diseases Extramural Research | 163,495 | 103,542 |
| Health and Human Services, Department of | Direct | | 5 R01 DK101591-04 | 93.847 | Diabetes, Digestive, and Kidney Diseases Extramural Research | 339,353 | - |
| Health and Human Services, Department of | Direct | | 5 R01 DK102456-05 | 93.847 | Diabetes, Digestive, and Kidney Diseases Extramural Research | 343,673 | - |
| Health and Human Services, Department of | Direct | | 5 R01 DK102532-03 | 93.847 | Diabetes, Digestive, and Kidney Diseases Extramural Research | 61,876 | 25,596 |
| Health and Human Services, Department of | Direct | | 5 R01 DK102643-03 | 93.847 | Diabetes, Digestive, and Kidney Diseases Extramural Research | 224,133 | - |
| Health and Human Services, Department of | Direct | | 5 R01 DK102663-04 | 93.847 | Diabetes, Digestive, and Kidney Diseases Extramural Research | 90,549 | - |
| Health and Human Services, Department of | Direct | | 5 R01 DK102850-05 | 93.847 | Diabetes, Digestive, and Kidney Diseases Extramural Research | 266,515 | - |
| Health and Human Services, Department of | Direct | | 5 R01 DK103877-04 | 93.847 | Diabetes, Digestive, and Kidney Diseases Extramural Research | (1,536) | - |
| Health and Human Services, Department of | Direct | | 5 R01 DK104733-04 | 93.847 | Diabetes, Digestive, and Kidney Diseases Extramural Research | 705,044 | - |
| Health and Human Services, Department of | Direct | | 5 R01 DK104999-04 | 93.847 | Diabetes, Digestive, and Kidney Diseases Extramural Research | 491,473 | - |
| Health and Human Services, Department of | Direct | | 5 R01 DK105393-05 | 93.847 | Diabetes, Digestive, and Kidney Diseases Extramural Research | 265,220 | - |
| Health and Human Services, Department of | Direct | | 5 R01 DK106188- 05 | 93.847 | Diabetes, Digestive, and Kidney Diseases Extramural Research | 228,054 | - |
| Health and Human Services, Department of | Direct | | 5 R01 DK106618-04 | 93.847 | Diabetes, Digestive, and Kidney Diseases Extramural Research | 383,555 | - |
| Health and Human Services, Department of | Direct | | 5 R01 DK106621-04 | 93.847 | Diabetes, Digestive, and Kidney Diseases Extramural Research | 973,093 | 159,413 |
| Health and Human Services, Department of | Direct | | 5 R01 DK107282-03 | 93.847 | Diabetes, Digestive, and Kidney Diseases Extramural Research | 447,066 | - |
| Health and Human Services, Department of | Direct | | 5 R01 DK107535-05 | 93.847 | Diabetes, Digestive, and Kidney Diseases Extramural Research | 341,378 | - |
| Health and Human Services, Department of | Direct | | 5 R01 DK107583-04 | 93.847 | Diabetes, Digestive, and Kidney Diseases Extramural Research | 275,357 | - |
| Health and Human Services, Department of | Direct | | 5 R01 DK107652-03 | 93.847 | Diabetes, Digestive, and Kidney Diseases Extramural Research | 513,251 | - |
| Health and Human Services, Department of | Direct | | 5 R01 DK107730-04 | 93.847 | Diabetes, Digestive, and Kidney Diseases Extramural Research | 587,211 | - |
| Health and Human Services, Department of | Direct | | 5 R01 DK107904-04 | 93.847 | Diabetes, Digestive, and Kidney Diseases Extramural Research | 818,184 | 135,669 |
| Health and Human Services, Department of | Direct | | 5 R01 DK107956-04 | 93.847 | Diabetes, Digestive, and Kidney Diseases Extramural Research | 505,942 | - |
| Health and Human Services, Department of | Direct | | 5 R01 DK108805-04 | 93.847 | Diabetes, Digestive, and Kidney Diseases Extramural Research | 313,444 | 26,481 |
| Health and Human Services, Department of | Direct | | 5 R01 DK108901-03 | 93.847 | Diabetes, Digestive, and Kidney Diseases Extramural Research | 239,241 | - |
| Health and Human Services, Department of | Direct | | 5 R01 DK108921-04 | 93.847 | Diabetes, Digestive, and Kidney Diseases Extramural Research | 344,040 | - |
| Health and Human Services, Department of | Direct | | 5 R01 DK109032-04 | 93.847 | Diabetes, Digestive, and Kidney Diseases Extramural Research | 484,909 | 114,320 |
| Health and Human Services, Department of | Direct | | 5 R01 DK109948-05 | 93.847 | Diabetes, Digestive, and Kidney Diseases Extramural Research | 696,456 | - |
| Health and Human Services, Department of | Direct | | 5 R01 DK109995-04 | 93.847 | Diabetes, Digestive, and Kidney Diseases Extramural Research | 526,824 | - |
| Health and Human Services, Department of | Direct | | 5 R01 DK110273-03 | 93.847 | Diabetes, Digestive, and Kidney Diseases Extramural Research | 353,123 | - |
| Health and Human Services, Department of | Direct | | 5 R01 DK110436-04 | 93.847 | Diabetes, Digestive, and Kidney Diseases Extramural Research | 551,060 | - |
| Health and Human Services, Department of | Direct | | 5 R01 DK111174-04 | 93.847 | Diabetes, Digestive, and Kidney Diseases Extramural Research | 612,325 | - |
| Health and Human Services, Department of | Direct | | 5 R01 DK111465-04 | 93.847 | Diabetes, Digestive, and Kidney Diseases Extramural Research | 358,439 | 27,436 |

University of Michigan
Schedule of Expenditures of Federal Awards
For the Year Ended June 30, 2019

| Cluster Title/Federal Grantor/Program | Type | Pass-Through Grantor | Award Identifier | CFDA Number | CFDA Program Title | Federal Expenditures | Pass-Through |
|--|--------|----------------------|---------------------|-------------|--|----------------------|--------------|
| Health and Human Services, Department of | Direct | | 5 R01 DK112755-02 | 93.847 | Diabetes, Digestive, and Kidney Diseases Extramural Research | 71,621 | - |
| Health and Human Services, Department of | Direct | | 5 R01 DK112800-03 | 93.847 | Diabetes, Digestive, and Kidney Diseases Extramural Research | 429,751 | - |
| Health and Human Services, Department of | Direct | | 5 R01 DK114131-02 | 93.847 | Diabetes, Digestive, and Kidney Diseases Extramural Research | 321,282 | - |
| Health and Human Services, Department of | Direct | | 5 R01 DK115190-03 | 93.847 | Diabetes, Digestive, and Kidney Diseases Extramural Research | 689,231 | - |
| Health and Human Services, Department of | Direct | | 5 R01 DK115474-02 | 93.847 | Diabetes, Digestive, and Kidney Diseases Extramural Research | 453,130 | 9,546 |
| Health and Human Services, Department of | Direct | | 5 R01 DK115526-02 | 93.847 | Diabetes, Digestive, and Kidney Diseases Extramural Research | 262,894 | - |
| Health and Human Services, Department of | Direct | | 5 R01 DK115583-02 | 93.847 | Diabetes, Digestive, and Kidney Diseases Extramural Research | 349,507 | - |
| Health and Human Services, Department of | Direct | | 5 R01 DK115646-03 | 93.847 | Diabetes, Digestive, and Kidney Diseases Extramural Research | 403,132 | - |
| Health and Human Services, Department of | Direct | | 5 R01 DK115687-02 | 93.847 | Diabetes, Digestive, and Kidney Diseases Extramural Research | 443,551 | - |
| Health and Human Services, Department of | Direct | | 5 R01 DK115844-02 | 93.847 | Diabetes, Digestive, and Kidney Diseases Extramural Research | 538,175 | 55,522 |
| Health and Human Services, Department of | Direct | | 5 R01 DK116548-02 | 93.847 | Diabetes, Digestive, and Kidney Diseases Extramural Research | 619,758 | - |
| Health and Human Services, Department of | Direct | | 5 R01 DK116715-02 | 93.847 | Diabetes, Digestive, and Kidney Diseases Extramural Research | 511,422 | - |
| Health and Human Services, Department of | Direct | | 5 R01 DK117565-02 | 93.847 | Diabetes, Digestive, and Kidney Diseases Extramural Research | 333,974 | - |
| Health and Human Services, Department of | Direct | | 5 R01 DK117960-02 | 93.847 | Diabetes, Digestive, and Kidney Diseases Extramural Research | 362,626 | - |
| Health and Human Services, Department of | Direct | | 5 R01 DK118023-02 | 93.847 | Diabetes, Digestive, and Kidney Diseases Extramural Research | 314,106 | - |
| Health and Human Services, Department of | Direct | | 5 R01 DK118024-02 | 93.847 | Diabetes, Digestive, and Kidney Diseases Extramural Research | 519,904 | - |
| Health and Human Services, Department of | Direct | | 5 R01 DK118154-02 | 93.847 | Diabetes, Digestive, and Kidney Diseases Extramural Research | 184,882 | - |
| Health and Human Services, Department of | Direct | | 5 R01 DK120047-02 | 93.847 | Diabetes, Digestive, and Kidney Diseases Extramural Research | 256,285 | - |
| Health and Human Services, Department of | Direct | | 5 R01 DK120330-02 | 93.847 | Diabetes, Digestive, and Kidney Diseases Extramural Research | 310,992 | 110,999 |
| Health and Human Services, Department of | Direct | | 5 R01DK114220-03 | 93.847 | Diabetes, Digestive, and Kidney Diseases Extramural Research | 443,040 | - |
| Health and Human Services, Department of | Direct | | 5 R03 DK102480-02 | 93.847 | Diabetes, Digestive, and Kidney Diseases Extramural Research | (614) | - |
| Health and Human Services, Department of | Direct | | 5 R21 DK101654-02 | 93.847 | Diabetes, Digestive, and Kidney Diseases Extramural Research | 33,729 | - |
| Health and Human Services, Department of | Direct | | 5 R21 DK106647-02 | 93.847 | Diabetes, Digestive, and Kidney Diseases Extramural Research | 13,506 | - |
| Health and Human Services, Department of | Direct | | 5 R21 DK109447-02 | 93.847 | Diabetes, Digestive, and Kidney Diseases Extramural Research | 173,407 | - |
| Health and Human Services, Department of | Direct | | 5 R21 DK110146-02 | 93.847 | Diabetes, Digestive, and Kidney Diseases Extramural Research | 70,904 | - |
| Health and Human Services, Department of | Direct | | 5 R21 DK117446-02 | 93.847 | Diabetes, Digestive, and Kidney Diseases Extramural Research | 115,871 | 10,287 |
| Health and Human Services, Department of | Direct | | 5 R24 DK082841-10 | 93.847 | Diabetes, Digestive, and Kidney Diseases Extramural Research | 1,947,189 | 418,724 |
| Health and Human Services, Department of | Direct | | 5 R25 DK088752-09 | 93.847 | Diabetes, Digestive, and Kidney Diseases Extramural Research | 97,361 | - |
| Health and Human Services, Department of | Direct | | 5 R37 DK056731-19 | 93.847 | Diabetes, Digestive, and Kidney Diseases Extramural Research | (20,273) | - |
| Health and Human Services, Department of | Direct | | 5 U01 DK061028-17 | 93.847 | Diabetes, Digestive, and Kidney Diseases Extramural Research | (124,906) | 6,217 |
| Health and Human Services, Department of | Direct | | 5 U01 DK062370-14 | 93.847 | Diabetes, Digestive, and Kidney Diseases Extramural Research | (125,875) | 11,918 |
| Health and Human Services, Department of | Direct | | 5 U01 DK062456-17 | 93.847 | Diabetes, Digestive, and Kidney Diseases Extramural Research | 4,681,990 | 3,612,797 |
| Health and Human Services, Department of | Direct | | 5 U01 DK065184-15 | 93.847 | Diabetes, Digestive, and Kidney Diseases Extramural Research | 10,671 | - |
| Health and Human Services, Department of | Direct | | 5 U01 DK082345-10 | 93.847 | Diabetes, Digestive, and Kidney Diseases Extramural Research | 894,311 | - |
| Health and Human Services, Department of | Direct | | 5 U01 DK082863-12 | 93.847 | Diabetes, Digestive, and Kidney Diseases Extramural Research | 472,751 | 22,723 |
| Health and Human Services, Department of | Direct | | 5 U01 DK099932-05 | 93.847 | Diabetes, Digestive, and Kidney Diseases Extramural Research | 80,440 | - |
| Health and Human Services, Department of | Direct | | 5 U01 DK103141-05S1 | 93.847 | Diabetes, Digestive, and Kidney Diseases Extramural Research | 401,937 | 140,804 |
| Health and Human Services, Department of | Direct | | 5 U01 DK106893-05S1 | 93.847 | Diabetes, Digestive, and Kidney Diseases Extramural Research | 671,077 | - |

University of Michigan
Schedule of Expenditures of Federal Awards
For the Year Ended June 30, 2019

| Cluster Title/Federal Grantor/Program | Type | Pass-Through Grantor | Award Identifier | CFDA Number | CFDA Program Title | Federal Expenditures | Pass-Through |
|--|--------------|--|--------------------------------|-------------|--|----------------------|--------------|
| Health and Human Services, Department of | Direct | | 5 U01DK061028-19 | 93.847 | Diabetes, Digestive, and Kidney Diseases Extramural Research | 772,039 | - |
| Health and Human Services, Department of | Direct | | 5 U01DK119083-02 | 93.847 | Diabetes, Digestive, and Kidney Diseases Extramural Research | 122,440 | - |
| Health and Human Services, Department of | Direct | | 5 U2C DK110768-04 | 93.847 | Diabetes, Digestive, and Kidney Diseases Extramural Research | 1,251,248 | - |
| Health and Human Services, Department of | Direct | | 5 UG3 DK114907-02 | 93.847 | Diabetes, Digestive, and Kidney Diseases Extramural Research | 625,711 | 306,905 |
| Health and Human Services, Department of | Direct | | 5P30DK081943-10 | 93.847 | Diabetes, Digestive, and Kidney Diseases Extramural Research | 120,293 | 76,755 |
| Health and Human Services, Department of | Direct | | 5-R01DK062027-15 | 93.847 | Diabetes, Digestive, and Kidney Diseases Extramural Research | 399,615 | - |
| Health and Human Services, Department of | Direct | | 5U01DK062370-16 | 93.847 | Diabetes, Digestive, and Kidney Diseases Extramural Research | 530,544 | 16,301 |
| Health and Human Services, Department of | Direct | | 7 R01 DK061379-14 | 93.847 | Diabetes, Digestive, and Kidney Diseases Extramural Research | (16,447) | - |
| Health and Human Services, Department of | Direct | | 7 R01 DK070332-14 | 93.847 | Diabetes, Digestive, and Kidney Diseases Extramural Research | 283,223 | - |
| Health and Human Services, Department of | Direct | | 7 R21 DK110688-03 | 93.847 | Diabetes, Digestive, and Kidney Diseases Extramural Research | 57,762 | 23,900 |
| Health and Human Services, Department of | Direct | | R01DK121170-01 | 93.847 | Diabetes, Digestive, and Kidney Diseases Extramural Research | 146,320 | - |
| Health and Human Services, Department of | Direct | | T32 DK007245 | 93.847 | Diabetes, Digestive, and Kidney Diseases Extramural Research | 294,323 | - |
| Health and Human Services, Department of | Direct | | T32 DK007378 | 93.847 | Diabetes, Digestive, and Kidney Diseases Extramural Research | 417,580 | - |
| Health and Human Services, Department of | Direct | | T32 DK007782 | 93.847 | Diabetes, Digestive, and Kidney Diseases Extramural Research | 1,321 | - |
| Health and Human Services, Department of | Direct | | T32 DK062708 | 93.847 | Diabetes, Digestive, and Kidney Diseases Extramural Research | 167,189 | - |
| Health and Human Services, Department of | Direct | | T32 DK062708 | 93.847 | Diabetes, Digestive, and Kidney Diseases Extramural Research | (14,815) | - |
| Health and Human Services, Department of | Direct | | T32 DK071212 | 93.847 | Diabetes, Digestive, and Kidney Diseases Extramural Research | 166,221 | - |
| Health and Human Services, Department of | Direct | | T32 DK094775 | 93.847 | Diabetes, Digestive, and Kidney Diseases Extramural Research | 266,895 | - |
| Health and Human Services, Department of | Direct | | T32 DK101357 | 93.847 | Diabetes, Digestive, and Kidney Diseases Extramural Research | 209,581 | - |
| Health and Human Services, Department of | Direct | | T32 DK108740 | 93.847 | Diabetes, Digestive, and Kidney Diseases Extramural Research | 305,821 | - |
| Health and Human Services, Department of | Pass-Through | Albert Einstein College of Medicine, Inc., | 310780 | 93.847 | Diabetes, Digestive, and Kidney Diseases Extramural Research | (4,196) | - |
| Health and Human Services, Department of | Pass-Through | Arbor Research Collaborative For Health | Appendix J | 93.847 | Diabetes, Digestive, and Kidney Diseases Extramural Research | 10,791 | - |
| Health and Human Services, Department of | Pass-Through | Augusta University | 30835-35 | 93.847 | Diabetes, Digestive, and Kidney Diseases Extramural Research | 87,370 | - |
| Health and Human Services, Department of | Pass-Through | Augusta University | 30835-44 | 93.847 | Diabetes, Digestive, and Kidney Diseases Extramural Research | 21,023 | - |
| Health and Human Services, Department of | Pass-Through | Augusta University | 32307-20 | 93.847 | Diabetes, Digestive, and Kidney Diseases Extramural Research | 13,658 | - |
| Health and Human Services, Department of | Pass-Through | Augusta University | 32307-44 | 93.847 | Diabetes, Digestive, and Kidney Diseases Extramural Research | 5,086 | - |
| Health and Human Services, Department of | Pass-Through | Baylor College of Medicine | Research Subaward Agreement | 93.847 | Diabetes, Digestive, and Kidney Diseases Extramural Research | 31,078 | - |
| Health and Human Services, Department of | Pass-Through | BLR Bio, L.L.C. | Roundtable Research Agreement | 93.847 | Diabetes, Digestive, and Kidney Diseases Extramural Research | 8,926 | - |
| Health and Human Services, Department of | Pass-Through | Boston Medical Center | 0577601 | 93.847 | Diabetes, Digestive, and Kidney Diseases Extramural Research | 3,862 | - |
| Health and Human Services, Department of | Pass-Through | Brigham and Women's Hospital | 114935 | 93.847 | Diabetes, Digestive, and Kidney Diseases Extramural Research | 35,258 | - |
| Health and Human Services, Department of | Pass-Through | Brigham and Women's Hospital | 119074 | 93.847 | Diabetes, Digestive, and Kidney Diseases Extramural Research | 184,323 | - |
| Health and Human Services, Department of | Pass-Through | Broad Institute | 5000100-5500000844 | 93.847 | Diabetes, Digestive, and Kidney Diseases Extramural Research | 40,518 | - |
| Health and Human Services, Department of | Pass-Through | Broad Institute | 5216273-5500000917 | 93.847 | Diabetes, Digestive, and Kidney Diseases Extramural Research | (18,449) | - |
| Health and Human Services, Department of | Pass-Through | Broad Institute | GENFD0001324559 | 93.847 | Diabetes, Digestive, and Kidney Diseases Extramural Research | 35,626 | - |
| Health and Human Services, Department of | Pass-Through | Broad Institute | GENFD0001516209 | 93.847 | Diabetes, Digestive, and Kidney Diseases Extramural Research | 6,344 | - |
| Health and Human Services, Department of | Pass-Through | Broad Institute | Subaward No. 5216274-550000122 | 93.847 | Diabetes, Digestive, and Kidney Diseases Extramural Research | 182,592 | - |
| Health and Human Services, Department of | Pass-Through | Case Western Reserve University | 1172-SUB | 93.847 | Diabetes, Digestive, and Kidney Diseases Extramural Research | 38,813 | - |
| Health and Human Services, Department of | Pass-Through | Case Western Reserve University | RES512236 | 93.847 | Diabetes, Digestive, and Kidney Diseases Extramural Research | 1,471 | - |

University of Michigan
Schedule of Expenditures of Federal Awards
For the Year Ended June 30, 2019

| Cluster Title/Federal Grantor/Program | Type | Pass-Through Grantor | Award Identifier | CFDA Number | CFDA Program Title | Federal Expenditures | Pass-Through |
|--|--------------|---|--------------------------|-------------|--|----------------------|--------------|
| Health and Human Services, Department of | Pass-Through | Case Western Reserve University | RES512851 | 93.847 | Diabetes, Digestive, and Kidney Diseases Extramural Research | 26,049 | - |
| Health and Human Services, Department of | Pass-Through | Case Western Reserve University | RES512883 | 93.847 | Diabetes, Digestive, and Kidney Diseases Extramural Research | (1,761) | - |
| Health and Human Services, Department of | Pass-Through | Case Western Reserve University | RES513296 | 93.847 | Diabetes, Digestive, and Kidney Diseases Extramural Research | 224,843 | - |
| Health and Human Services, Department of | Pass-Through | Case Western Reserve University | RES513297 | 93.847 | Diabetes, Digestive, and Kidney Diseases Extramural Research | 3,605 | - |
| Health and Human Services, Department of | Pass-Through | Case Western Reserve University | RES514024 | 93.847 | Diabetes, Digestive, and Kidney Diseases Extramural Research | 18,061 | - |
| Health and Human Services, Department of | Pass-Through | Central Michigan University | F62720 | 93.847 | Diabetes, Digestive, and Kidney Diseases Extramural Research | 8,789 | - |
| Health and Human Services, Department of | Pass-Through | Cleveland Clinic Foundation | 1059-SUB | 93.847 | Diabetes, Digestive, and Kidney Diseases Extramural Research | 10,312 | - |
| Health and Human Services, Department of | Pass-Through | Columbia University | 1 (GG013026) | 93.847 | Diabetes, Digestive, and Kidney Diseases Extramural Research | 121,164 | - |
| Health and Human Services, Department of | Pass-Through | Columbia University | 2(GG015009-01) | 93.847 | Diabetes, Digestive, and Kidney Diseases Extramural Research | 13,016 | - |
| Health and Human Services, Department of | Pass-Through | Curl Bio, LLC | Subcontract Award Letter | 93.847 | Diabetes, Digestive, and Kidney Diseases Extramural Research | 178,909 | - |
| Health and Human Services, Department of | Pass-Through | Duke University | 2033652 | 93.847 | Diabetes, Digestive, and Kidney Diseases Extramural Research | 26,962 | - |
| Health and Human Services, Department of | Pass-Through | Duke University | Duke Univ U01 DK065176 | 93.847 | Diabetes, Digestive, and Kidney Diseases Extramural Research | 5,658 | - |
| Health and Human Services, Department of | Pass-Through | Emory University | T953463 | 93.847 | Diabetes, Digestive, and Kidney Diseases Extramural Research | 169,187 | - |
| Health and Human Services, Department of | Pass-Through | George Washington University | S-DPP1920-JC04 | 93.847 | Diabetes, Digestive, and Kidney Diseases Extramural Research | 1,723 | - |
| Health and Human Services, Department of | Pass-Through | George Washington University | S-GRD1718-MD27 | 93.847 | Diabetes, Digestive, and Kidney Diseases Extramural Research | 46,325 | - |
| Health and Human Services, Department of | Pass-Through | George Washington University | S-GRD1718-MD39 | 93.847 | Diabetes, Digestive, and Kidney Diseases Extramural Research | 37,958 | - |
| Health and Human Services, Department of | Pass-Through | George Washington University | S-GRD1819-LU27 | 93.847 | Diabetes, Digestive, and Kidney Diseases Extramural Research | 401,730 | - |
| Health and Human Services, Department of | Pass-Through | George Washington University | S-GRD1819-LU39 | 93.847 | Diabetes, Digestive, and Kidney Diseases Extramural Research | 233,568 | - |
| Health and Human Services, Department of | Pass-Through | Hutchinson, Fred, Cancer Research Center | 0000958797 | 93.847 | Diabetes, Digestive, and Kidney Diseases Extramural Research | 14,272 | - |
| Health and Human Services, Department of | Pass-Through | Indiana University | IN-4687635-MICH | 93.847 | Diabetes, Digestive, and Kidney Diseases Extramural Research | 29,128 | - |
| Health and Human Services, Department of | Pass-Through | Indiana University | IN4689775UM | 93.847 | Diabetes, Digestive, and Kidney Diseases Extramural Research | 211,075 | - |
| Health and Human Services, Department of | Pass-Through | Johns Hopkins University | 2004001437 | 93.847 | Diabetes, Digestive, and Kidney Diseases Extramural Research | 15,234 | - |
| Health and Human Services, Department of | Pass-Through | Joslin Diabetes Center | 100061 | 93.847 | Diabetes, Digestive, and Kidney Diseases Extramural Research | 149,551 | - |
| Health and Human Services, Department of | Pass-Through | Joslin Diabetes Center | 100061 | 93.847 | Diabetes, Digestive, and Kidney Diseases Extramural Research | 27,092 | - |
| Health and Human Services, Department of | Pass-Through | Joslin Diabetes Center | 1987203-1 | 93.847 | Diabetes, Digestive, and Kidney Diseases Extramural Research | (155) | - |
| Health and Human Services, Department of | Pass-Through | Joslin Diabetes Center | 1987203-3 | 93.847 | Diabetes, Digestive, and Kidney Diseases Extramural Research | (13,895) | - |
| Health and Human Services, Department of | Pass-Through | Joslin Diabetes Center | 19-880-10 | 93.847 | Diabetes, Digestive, and Kidney Diseases Extramural Research | 80,722 | - |
| Health and Human Services, Department of | Pass-Through | Kaiser Permanente Northern California | RNG209397-01 | 93.847 | Diabetes, Digestive, and Kidney Diseases Extramural Research | 390,343 | - |
| Health and Human Services, Department of | Pass-Through | Kaiser Permanente Research Foundation Institute | 115-9249-021-484 | 93.847 | Diabetes, Digestive, and Kidney Diseases Extramural Research | 465 | - |
| Health and Human Services, Department of | Pass-Through | Maine Medical Center | ROSEN R24-03 | 93.847 | Diabetes, Digestive, and Kidney Diseases Extramural Research | 339,724 | - |
| Health and Human Services, Department of | Pass-Through | Massachusetts General Hospital | 233274 | 93.847 | Diabetes, Digestive, and Kidney Diseases Extramural Research | 13,562 | - |
| Health and Human Services, Department of | Pass-Through | Michigan State University | RC104839UM | 93.847 | Diabetes, Digestive, and Kidney Diseases Extramural Research | 21,661 | - |
| Health and Human Services, Department of | Pass-Through | Mount Sinai Hospital | Subaward Agreement | 93.847 | Diabetes, Digestive, and Kidney Diseases Extramural Research | 3,517 | - |
| Health and Human Services, Department of | Pass-Through | NorthShore University HealthSystem | EH13-094-S1 | 93.847 | Diabetes, Digestive, and Kidney Diseases Extramural Research | 10,803 | - |
| Health and Human Services, Department of | Pass-Through | Northwestern University | 60042628 UM | 93.847 | Diabetes, Digestive, and Kidney Diseases Extramural Research | 28,892 | - |
| Health and Human Services, Department of | Pass-Through | Ohio State University, The | 60062217/PO#RFO1500664 | 93.847 | Diabetes, Digestive, and Kidney Diseases Extramural Research | 9,457 | - |
| Health and Human Services, Department of | Pass-Through | Sanford Burnham Prebys Medical Research Institute | 59630-12824-UM | 93.847 | Diabetes, Digestive, and Kidney Diseases Extramural Research | 239,048 | - |
| Health and Human Services, Department of | Pass-Through | Sanford Burnham Prebys Medical Research Institute | 59630-12824-UM | 93.847 | Diabetes, Digestive, and Kidney Diseases Extramural Research | (59,915) | - |

University of Michigan
Schedule of Expenditures of Federal Awards
For the Year Ended June 30, 2019

| Cluster Title/Federal Grantor/Program | Type | Pass-Through Grantor | Award Identifier | CFDA Number | CFDA Program Title | Federal Expenditures | Pass-Through |
|--|--------------|--|------------------------|-------------|--|----------------------|--------------|
| Health and Human Services, Department of | Pass-Through | State University of New York (SUNY) | 1098984-76334 | 93.847 | Diabetes, Digestive, and Kidney Diseases Extramural Research | 13,537 | - |
| Health and Human Services, Department of | Pass-Through | State University of New York (SUNY) | 1098984-76334 | 93.847 | Diabetes, Digestive, and Kidney Diseases Extramural Research | 12,200 | - |
| Health and Human Services, Department of | Pass-Through | The Icahn School of Medicine at Mount Sinai (ISMMS) | 0255-1942-4609 | 93.847 | Diabetes, Digestive, and Kidney Diseases Extramural Research | 39,315 | - |
| Health and Human Services, Department of | Pass-Through | The Icahn School of Medicine at Mount Sinai (ISMMS) | 0255-A941-4609 | 93.847 | Diabetes, Digestive, and Kidney Diseases Extramural Research | 13,088 | - |
| Health and Human Services, Department of | Pass-Through | The Nemours Foundation | 3002707020 | 93.847 | Diabetes, Digestive, and Kidney Diseases Extramural Research | 15,024 | - |
| Health and Human Services, Department of | Pass-Through | The University of Texas Health Science Center at Houston | 0014327A | 93.847 | Diabetes, Digestive, and Kidney Diseases Extramural Research | 7,809 | - |
| Health and Human Services, Department of | Pass-Through | University of Arizona | 379705 | 93.847 | Diabetes, Digestive, and Kidney Diseases Extramural Research | 39,266 | - |
| Health and Human Services, Department of | Pass-Through | University of Arizona | 474781 | 93.847 | Diabetes, Digestive, and Kidney Diseases Extramural Research | 34,013 | - |
| Health and Human Services, Department of | Pass-Through | University of Arizona | 477772 | 93.847 | Diabetes, Digestive, and Kidney Diseases Extramural Research | 4,646 | - |
| Health and Human Services, Department of | Pass-Through | University of Arizona | 1U01DK107131-01 | 93.847 | Diabetes, Digestive, and Kidney Diseases Extramural Research | 29,960 | - |
| Health and Human Services, Department of | Pass-Through | University of California - Los Angeles | 1555 G SA861 | 93.847 | Diabetes, Digestive, and Kidney Diseases Extramural Research | 51,529 | - |
| Health and Human Services, Department of | Pass-Through | University of California - San Francisco | 10787sc | 93.847 | Diabetes, Digestive, and Kidney Diseases Extramural Research | 20,381 | - |
| Health and Human Services, Department of | Pass-Through | University of California - San Francisco | 11079sc | 93.847 | Diabetes, Digestive, and Kidney Diseases Extramural Research | 52,579 | - |
| Health and Human Services, Department of | Pass-Through | University of California - San Francisco | 9082sc | 93.847 | Diabetes, Digestive, and Kidney Diseases Extramural Research | (20,491) | - |
| Health and Human Services, Department of | Pass-Through | University of California-Santa Cruz | A17-0039-S002-P0630740 | 93.847 | Diabetes, Digestive, and Kidney Diseases Extramural Research | 89,288 | - |
| Health and Human Services, Department of | Pass-Through | University of Chicago | FP053842-02 | 93.847 | Diabetes, Digestive, and Kidney Diseases Extramural Research | 17,162 | - |
| Health and Human Services, Department of | Pass-Through | University of Chicago | FP068366-01 C | 93.847 | Diabetes, Digestive, and Kidney Diseases Extramural Research | 32,976 | - |
| Health and Human Services, Department of | Pass-Through | University of Ghana | 5U54DK116913-08 | 93.847 | Diabetes, Digestive, and Kidney Diseases Extramural Research | 27,572 | - |
| Health and Human Services, Department of | Pass-Through | University of North Carolina at Chapel Hill | 5101189 | 93.847 | Diabetes, Digestive, and Kidney Diseases Extramural Research | (4,809) | - |
| Health and Human Services, Department of | Pass-Through | University of North Carolina at Chapel Hill | 5101564 | 93.847 | Diabetes, Digestive, and Kidney Diseases Extramural Research | 47,792 | - |
| Health and Human Services, Department of | Pass-Through | University of North Carolina at Chapel Hill | 5107938 | 93.847 | Diabetes, Digestive, and Kidney Diseases Extramural Research | 42,101 | - |
| Health and Human Services, Department of | Pass-Through | University of North Carolina at Chapel Hill | 5110771 | 93.847 | Diabetes, Digestive, and Kidney Diseases Extramural Research | 41,618 | - |
| Health and Human Services, Department of | Pass-Through | University of Pennsylvania | 565718 | 93.847 | Diabetes, Digestive, and Kidney Diseases Extramural Research | 7,757 | - |
| Health and Human Services, Department of | Pass-Through | University of Pennsylvania | 568355 | 93.847 | Diabetes, Digestive, and Kidney Diseases Extramural Research | 10,481 | 10,481 |
| Health and Human Services, Department of | Pass-Through | University of Pennsylvania | 572695 | 93.847 | Diabetes, Digestive, and Kidney Diseases Extramural Research | 72,080 | - |
| Health and Human Services, Department of | Pass-Through | University of Pennsylvania | 575038/PO#4137988 | 93.847 | Diabetes, Digestive, and Kidney Diseases Extramural Research | 49,836 | - |
| Health and Human Services, Department of | Pass-Through | University of Pittsburgh Medical Center (UPMC) | 0061363 (131441-2) | 93.847 | Diabetes, Digestive, and Kidney Diseases Extramural Research | 39,233 | - |
| Health and Human Services, Department of | Pass-Through | University of Southern California | 73735617 / 80965568 | 93.847 | Diabetes, Digestive, and Kidney Diseases Extramural Research | 77,291 | - |
| Health and Human Services, Department of | Pass-Through | University of Texas Southwestern Medical Center | 160234-Registry | 93.847 | Diabetes, Digestive, and Kidney Diseases Extramural Research | 20,002 | - |
| Health and Human Services, Department of | Pass-Through | University of Texas Southwestern Medical Center | GMO 160234 | 93.847 | Diabetes, Digestive, and Kidney Diseases Extramural Research | 82,115 | - |
| Health and Human Services, Department of | Pass-Through | University of Utah | 10045205-03 | 93.847 | Diabetes, Digestive, and Kidney Diseases Extramural Research | 18,535 | - |
| Health and Human Services, Department of | Pass-Through | University of Utah | 10045205-03 | 93.847 | Diabetes, Digestive, and Kidney Diseases Extramural Research | (491) | - |
| Health and Human Services, Department of | Pass-Through | University of Virginia | GO12566.P0 #2108545 | 93.847 | Diabetes, Digestive, and Kidney Diseases Extramural Research | 101,973 | - |
| Health and Human Services, Department of | Pass-Through | University of Washington | UWSC10198 | 93.847 | Diabetes, Digestive, and Kidney Diseases Extramural Research | 6,713 | - |
| Health and Human Services, Department of | Pass-Through | University of Washington | UWSC10198/BPO26988 | 93.847 | Diabetes, Digestive, and Kidney Diseases Extramural Research | 1,212,964 | - |
| Health and Human Services, Department of | Pass-Through | Virginia Commonwealth University | FP00005212_SA002 | 93.847 | Diabetes, Digestive, and Kidney Diseases Extramural Research | 84,825 | - |
| Health and Human Services, Department of | Pass-Through | Wake Forest University | WFUHS 114580 | 93.847 | Diabetes, Digestive, and Kidney Diseases Extramural Research | 8,637 | - |
| Health and Human Services, Department of | Pass-Through | Wake Forest University | WFUHS 114580 | 93.847 | Diabetes, Digestive, and Kidney Diseases Extramural Research | 3,344 | - |

University of Michigan
Schedule of Expenditures of Federal Awards
For the Year Ended June 30, 2019

| Cluster Title/Federal Grantor/Program | Type | Pass-Through Grantor | Award Identifier | CFDA Number | CFDA Program Title | Federal Expenditures | Pass-Through |
|--|--------------|------------------------|-------------------------|-------------|--|----------------------|---------------------|
| Health and Human Services, Department of | Pass-Through | Wayne State University | WSU16006 | 93.847 | Diabetes, Digestive, and Kidney Diseases Extramural Research | 59,247 | - |
| Health and Human Services, Department of | Pass-Through | Wayne State University | WSU16145-A3 | 93.847 | Diabetes, Digestive, and Kidney Diseases Extramural Research | 21,599 | - |
| Health and Human Services, Department of | Pass-Through | Wayne State University | WSU16146, 301197 | 93.847 | Diabetes, Digestive, and Kidney Diseases Extramural Research | 12,087 | - |
| Health and Human Services, Department of | Pass-Through | Yale University | GR102060 (CON-80001142) | 93.847 | Diabetes, Digestive, and Kidney Diseases Extramural Research | 4,228 | - |
| | | | | | | <u>\$ 69,310,039</u> | <u>\$ 7,448,072</u> |
| Health and Human Services, Department of | Direct | | 1 F31 NS108510-01 | 93.853 | Extramural Research Programs in the Neurosciences and Neurological Disorders | \$ 20,333 | \$ - |
| Health and Human Services, Department of | Direct | | 1 F31 NS110206-01A1 | 93.853 | Extramural Research Programs in the Neurosciences and Neurological Disorders | 12,662 | - |
| Health and Human Services, Department of | Direct | | 1 F31 NS111847-01 | 93.853 | Extramural Research Programs in the Neurosciences and Neurological Disorders | 6,896 | - |
| Health and Human Services, Department of | Direct | | 1 F31 NS111906-01 | 93.853 | Extramural Research Programs in the Neurosciences and Neurological Disorders | 4,136 | - |
| Health and Human Services, Department of | Direct | | 1 F32 NS110196-01 | 93.853 | Extramural Research Programs in the Neurosciences and Neurological Disorders | 26,023 | - |
| Health and Human Services, Department of | Direct | | 1 K99 NS111000-01 | 93.853 | Extramural Research Programs in the Neurosciences and Neurological Disorders | 11,863 | - |
| Health and Human Services, Department of | Direct | | 1 R01 NS107463-01A1 | 93.853 | Extramural Research Programs in the Neurosciences and Neurological Disorders | 43,722 | - |
| Health and Human Services, Department of | Direct | | 1 R01 NS107496-01A1 | 93.853 | Extramural Research Programs in the Neurosciences and Neurological Disorders | 103,801 | - |
| Health and Human Services, Department of | Direct | | 1 R01 NS109170-01 | 93.853 | Extramural Research Programs in the Neurosciences and Neurological Disorders | 189,224 | - |
| Health and Human Services, Department of | Direct | | 1 R21 NS101030-01A1 | 93.853 | Extramural Research Programs in the Neurosciences and Neurological Disorders | 237,048 | - |
| Health and Human Services, Department of | Direct | | 1 R21 NS107781-01A1 | 93.853 | Extramural Research Programs in the Neurosciences and Neurological Disorders | 31,717 | - |
| Health and Human Services, Department of | Direct | | 1 R21 NS107894-01A1 | 93.853 | Extramural Research Programs in the Neurosciences and Neurological Disorders | 29,592 | - |
| Health and Human Services, Department of | Direct | | 1 R21 NS111154-01 | 93.853 | Extramural Research Programs in the Neurosciences and Neurological Disorders | 5,566 | - |
| Health and Human Services, Department of | Direct | | 1 R21 NS111191-01 | 93.853 | Extramural Research Programs in the Neurosciences and Neurological Disorders | 34,372 | - |
| Health and Human Services, Department of | Direct | | 1 R21 NS111205-01 | 93.853 | Extramural Research Programs in the Neurosciences and Neurological Disorders | 70,584 | - |
| Health and Human Services, Department of | Direct | | 1 R21 NS112394 1 | 93.853 | Extramural Research Programs in the Neurosciences and Neurological Disorders | 1,592 | - |
| Health and Human Services, Department of | Direct | | 1 R21 NS113127-01 | 93.853 | Extramural Research Programs in the Neurosciences and Neurological Disorders | 46,136 | - |
| Health and Human Services, Department of | Direct | | 1 R21 NS113518-01 | 93.853 | Extramural Research Programs in the Neurosciences and Neurological Disorders | 19,895 | - |
| Health and Human Services, Department of | Direct | | 1 R56 NS103845-01A1 | 93.853 | Extramural Research Programs in the Neurosciences and Neurological Disorders | 193,257 | - |
| Health and Human Services, Department of | Direct | | 1 R56 NS109227-01 | 93.853 | Extramural Research Programs in the Neurosciences and Neurological Disorders | 41,209 | - |
| Health and Human Services, Department of | Direct | | 1 U01 NS090526-03 | 93.853 | Extramural Research Programs in the Neurosciences and Neurological Disorders | (29,928) | - |
| Health and Human Services, Department of | Direct | | 1 U01 NS099043-01A1 | 93.853 | Extramural Research Programs in the Neurosciences and Neurological Disorders | 1,570,106 | 658,735 |
| Health and Human Services, Department of | Direct | | 1 U01 NS099046 01A1 | 93.853 | Extramural Research Programs in the Neurosciences and Neurological Disorders | 3,013,147 | 743,890 |
| Health and Human Services, Department of | Direct | | 1 UF1 NS107659-01 | 93.853 | Extramural Research Programs in the Neurosciences and Neurological Disorders | 455,951 | 239 |
| Health and Human Services, Department of | Direct | | 1R21NS088062-02 | 93.853 | Extramural Research Programs in the Neurosciences and Neurological Disorders | 1,950 | - |
| Health and Human Services, Department of | Direct | | 1R21NS104774 02 | 93.853 | Extramural Research Programs in the Neurosciences and Neurological Disorders | 117,421 | - |
| Health and Human Services, Department of | Direct | | 2 R01 NS038916-21 | 93.853 | Extramural Research Programs in the Neurosciences and Neurological Disorders | 150,582 | - |
| Health and Human Services, Department of | Direct | | 2 R01 NS085054-06A1 | 93.853 | Extramural Research Programs in the Neurosciences and Neurological Disorders | 76,313 | - |
| Health and Human Services, Department of | Direct | | 3 K08 NS101054-03S1 | 93.853 | Extramural Research Programs in the Neurosciences and Neurological Disorders | 190,664 | - |
| Health and Human Services, Department of | Direct | | 3 R01 GM081772-11S1 | 93.853 | Extramural Research Programs in the Neurosciences and Neurological Disorders | 48,619 | 25,200 |
| Health and Human Services, Department of | Direct | | 4 K08 NS072183-05 | 93.853 | Extramural Research Programs in the Neurosciences and Neurological Disorders | (11,178) | - |
| Health and Human Services, Department of | Direct | | 4 R01 NS073595-05 | 93.853 | Extramural Research Programs in the Neurosciences and Neurological Disorders | 64,747 | - |
| Health and Human Services, Department of | Direct | | 4 R01 NS075066-05 | 93.853 | Extramural Research Programs in the Neurosciences and Neurological Disorders | 1,776 | - |

University of Michigan
Schedule of Expenditures of Federal Awards
For the Year Ended June 30, 2019

| Cluster Title/Federal Grantor/Program | Type | Pass-Through Grantor | Award Identifier | CFDA Number | CFDA Program Title | Federal Expenditures | Pass-Through |
|--|--------|----------------------|-------------------|-------------|--|----------------------|--------------|
| Health and Human Services, Department of | Direct | | 4 R01 NS077946-05 | 93.853 | Extramural Research Programs in the Neurosciences and Neurological Disorders | 6,953 | 7,914 |
| Health and Human Services, Department of | Direct | | 4 R01 NS079157-05 | 93.853 | Extramural Research Programs in the Neurosciences and Neurological Disorders | 4,688 | - |
| Health and Human Services, Department of | Direct | | 4 R33 NS101030-02 | 93.853 | Extramural Research Programs in the Neurosciences and Neurological Disorders | 247,740 | - |
| Health and Human Services, Department of | Direct | | 4 R37 NS094804-05 | 93.853 | Extramural Research Programs in the Neurosciences and Neurological Disorders | 513,855 | - |
| Health and Human Services, Department of | Direct | | 5 F30 NS098571-02 | 93.853 | Extramural Research Programs in the Neurosciences and Neurological Disorders | 4,753 | - |
| Health and Human Services, Department of | Direct | | 5 F31 NS100302-03 | 93.853 | Extramural Research Programs in the Neurosciences and Neurological Disorders | 37,281 | - |
| Health and Human Services, Department of | Direct | | 5 F31 NS100391-03 | 93.853 | Extramural Research Programs in the Neurosciences and Neurological Disorders | 49,469 | - |
| Health and Human Services, Department of | Direct | | 5 F31 NS103377-02 | 93.853 | Extramural Research Programs in the Neurosciences and Neurological Disorders | 34,684 | - |
| Health and Human Services, Department of | Direct | | 5 F31 NS103378-02 | 93.853 | Extramural Research Programs in the Neurosciences and Neurological Disorders | 39,756 | - |
| Health and Human Services, Department of | Direct | | 5 F31 NS103500-02 | 93.853 | Extramural Research Programs in the Neurosciences and Neurological Disorders | 15,075 | - |
| Health and Human Services, Department of | Direct | | 5 F32 NS098611-02 | 93.853 | Extramural Research Programs in the Neurosciences and Neurological Disorders | (3,518) | - |
| Health and Human Services, Department of | Direct | | 5 F99 NS108549-02 | 93.853 | Extramural Research Programs in the Neurosciences and Neurological Disorders | 38,951 | - |
| Health and Human Services, Department of | Direct | | 5 F99 NS108556-02 | 93.853 | Extramural Research Programs in the Neurosciences and Neurological Disorders | 40,012 | - |
| Health and Human Services, Department of | Direct | | 5 K08 NS082597-05 | 93.853 | Extramural Research Programs in the Neurosciences and Neurological Disorders | 121,204 | - |
| Health and Human Services, Department of | Direct | | 5 K08 NS099379-03 | 93.853 | Extramural Research Programs in the Neurosciences and Neurological Disorders | 199,882 | - |
| Health and Human Services, Department of | Direct | | 5 K08 NS099427-03 | 93.853 | Extramural Research Programs in the Neurosciences and Neurological Disorders | 161,814 | - |
| Health and Human Services, Department of | Direct | | 5 K08 NS109289-02 | 93.853 | Extramural Research Programs in the Neurosciences and Neurological Disorders | 126,976 | - |
| Health and Human Services, Department of | Direct | | 5 K23 NS079417-05 | 93.853 | Extramural Research Programs in the Neurosciences and Neurological Disorders | (1,240) | - |
| Health and Human Services, Department of | Direct | | 5 P50 NS091856-05 | 93.853 | Extramural Research Programs in the Neurosciences and Neurological Disorders | 1,740,348 | - |
| Health and Human Services, Department of | Direct | | 5 R01 NS034509-22 | 93.853 | Extramural Research Programs in the Neurosciences and Neurological Disorders | 429,871 | - |
| Health and Human Services, Department of | Direct | | 5 R01 NS038712-21 | 93.853 | Extramural Research Programs in the Neurosciences and Neurological Disorders | 575,455 | 75,059 |
| Health and Human Services, Department of | Direct | | 5 R01 NS038916-20 | 93.853 | Extramural Research Programs in the Neurosciences and Neurological Disorders | 614,021 | - |
| Health and Human Services, Department of | Direct | | 5 R01 NS055746-13 | 93.853 | Extramural Research Programs in the Neurosciences and Neurological Disorders | 600,636 | 130,840 |
| Health and Human Services, Department of | Direct | | 5 R01 NS058585-10 | 93.853 | Extramural Research Programs in the Neurosciences and Neurological Disorders | 359,180 | - |
| Health and Human Services, Department of | Direct | | 5 R01 NS062792-10 | 93.853 | Extramural Research Programs in the Neurosciences and Neurological Disorders | 223,538 | - |
| Health and Human Services, Department of | Direct | | 5 R01 NS063967-11 | 93.853 | Extramural Research Programs in the Neurosciences and Neurological Disorders | 414,110 | - |
| Health and Human Services, Department of | Direct | | 5 R01 NS064015-10 | 93.853 | Extramural Research Programs in the Neurosciences and Neurological Disorders | 213,239 | - |
| Health and Human Services, Department of | Direct | | 5 R01 NS069844-09 | 93.853 | Extramural Research Programs in the Neurosciences and Neurological Disorders | 406,680 | - |
| Health and Human Services, Department of | Direct | | 5 R01 NS074387-06 | 93.853 | Extramural Research Programs in the Neurosciences and Neurological Disorders | (619) | - |
| Health and Human Services, Department of | Direct | | 5 R01 NS077730-05 | 93.853 | Extramural Research Programs in the Neurosciences and Neurological Disorders | (84,150) | - |
| Health and Human Services, Department of | Direct | | 5 R01 NS077933-05 | 93.853 | Extramural Research Programs in the Neurosciences and Neurological Disorders | (21,332) | - |
| Health and Human Services, Department of | Direct | | 5 R01 NS077933-07 | 93.853 | Extramural Research Programs in the Neurosciences and Neurological Disorders | 222,091 | - |
| Health and Human Services, Department of | Direct | | 5 R01 NS082304-04 | 93.853 | Extramural Research Programs in the Neurosciences and Neurological Disorders | (239,742) | 54,542 |
| Health and Human Services, Department of | Direct | | 5 R01 NS082311-05 | 93.853 | Extramural Research Programs in the Neurosciences and Neurological Disorders | 59,288 | - |
| Health and Human Services, Department of | Direct | | 5 R01 NS085054-05 | 93.853 | Extramural Research Programs in the Neurosciences and Neurological Disorders | 16,565 | 2,564 |
| Health and Human Services, Department of | Direct | | 5 R01 NS086810-05 | 93.853 | Extramural Research Programs in the Neurosciences and Neurological Disorders | 242,748 | - |
| Health and Human Services, Department of | Direct | | 5 R01 NS087147-05 | 93.853 | Extramural Research Programs in the Neurosciences and Neurological Disorders | 547,311 | - |
| Health and Human Services, Department of | Direct | | 5 R01 NS088571-04 | 93.853 | Extramural Research Programs in the Neurosciences and Neurological Disorders | 696,636 | - |

University of Michigan
Schedule of Expenditures of Federal Awards
For the Year Ended June 30, 2019

| Cluster Title/Federal Grantor/Program | Type | Pass-Through Grantor | Award Identifier | CFDA Number | CFDA Program Title | Federal Expenditures | Pass-Through |
|--|--------|----------------------|-------------------|-------------|--|----------------------|--------------|
| Health and Human Services, Department of | Direct | | 5 R01 NS089585-05 | 93.853 | Extramural Research Programs in the Neurosciences and Neurological Disorders | 265,315 | - |
| Health and Human Services, Department of | Direct | | 5 R01 NS089896-05 | 93.853 | Extramural Research Programs in the Neurosciences and Neurological Disorders | 387,016 | - |
| Health and Human Services, Department of | Direct | | 5 R01 NS090925-05 | 93.853 | Extramural Research Programs in the Neurosciences and Neurological Disorders | 368,418 | - |
| Health and Human Services, Department of | Direct | | 5 R01 NS091112-05 | 93.853 | Extramural Research Programs in the Neurosciences and Neurological Disorders | 593,552 | - |
| Health and Human Services, Department of | Direct | | 5 R01 NS092706-04 | 93.853 | Extramural Research Programs in the Neurosciences and Neurological Disorders | 563,571 | 134,764 |
| Health and Human Services, Department of | Direct | | 5 R01 NS094399-05 | 93.853 | Extramural Research Programs in the Neurosciences and Neurological Disorders | 348,449 | 29,591 |
| Health and Human Services, Department of | Direct | | 5 R01 NS094413-05 | 93.853 | Extramural Research Programs in the Neurosciences and Neurological Disorders | 485,808 | - |
| Health and Human Services, Department of | Direct | | 5 R01 NS094678-03 | 93.853 | Extramural Research Programs in the Neurosciences and Neurological Disorders | 78,422 | - |
| Health and Human Services, Department of | Direct | | 5 R01 NS096756-04 | 93.853 | Extramural Research Programs in the Neurosciences and Neurological Disorders | 349,891 | - |
| Health and Human Services, Department of | Direct | | 5 R01 NS096785-09 | 93.853 | Extramural Research Programs in the Neurosciences and Neurological Disorders | 795,838 | - |
| Health and Human Services, Department of | Direct | | 5 R01 NS096917-04 | 93.853 | Extramural Research Programs in the Neurosciences and Neurological Disorders | 351,876 | - |
| Health and Human Services, Department of | Direct | | 5 R01 NS097498-04 | 93.853 | Extramural Research Programs in the Neurosciences and Neurological Disorders | 344,423 | 6,486 |
| Health and Human Services, Department of | Direct | | 5 R01 NS097525-04 | 93.853 | Extramural Research Programs in the Neurosciences and Neurological Disorders | 521,445 | - |
| Health and Human Services, Department of | Direct | | 5 R01 NS097542-04 | 93.853 | Extramural Research Programs in the Neurosciences and Neurological Disorders | 467,556 | - |
| Health and Human Services, Department of | Direct | | 5 R01 NS099160-02 | 93.853 | Extramural Research Programs in the Neurosciences and Neurological Disorders | 194,523 | - |
| Health and Human Services, Department of | Direct | | 5 R01 NS099280-04 | 93.853 | Extramural Research Programs in the Neurosciences and Neurological Disorders | 496,152 | - |
| Health and Human Services, Department of | Direct | | 5 R01 NS099340-03 | 93.853 | Extramural Research Programs in the Neurosciences and Neurological Disorders | 518,921 | 4,893 |
| Health and Human Services, Department of | Direct | | 5 R01 NS099535-03 | 93.853 | Extramural Research Programs in the Neurosciences and Neurological Disorders | 814,052 | - |
| Health and Human Services, Department of | Direct | | 5 R01 NS100156-04 | 93.853 | Extramural Research Programs in the Neurosciences and Neurological Disorders | 456,106 | - |
| Health and Human Services, Department of | Direct | | 5 R01 NS101597-02 | 93.853 | Extramural Research Programs in the Neurosciences and Neurological Disorders | 486,721 | - |
| Health and Human Services, Department of | Direct | | 5 R01 NS102715-03 | 93.853 | Extramural Research Programs in the Neurosciences and Neurological Disorders | 637,670 | 75,698 |
| Health and Human Services, Department of | Direct | | 5 R01 NS104299-02 | 93.853 | Extramural Research Programs in the Neurosciences and Neurological Disorders | 258,178 | - |
| Health and Human Services, Department of | Direct | | 5 R01 NS104776-02 | 93.853 | Extramural Research Programs in the Neurosciences and Neurological Disorders | 480,730 | - |
| Health and Human Services, Department of | Direct | | 5 R01 NS105132-02 | 93.853 | Extramural Research Programs in the Neurosciences and Neurological Disorders | 242,996 | - |
| Health and Human Services, Department of | Direct | | 5 R01 NS105385-02 | 93.853 | Extramural Research Programs in the Neurosciences and Neurological Disorders | 465,730 | 96,378 |
| Health and Human Services, Department of | Direct | | 5 R01 NS105556-02 | 93.853 | Extramural Research Programs in the Neurosciences and Neurological Disorders | 441,211 | 20,825 |
| Health and Human Services, Department of | Direct | | 5 R01 NS106616-02 | 93.853 | Extramural Research Programs in the Neurosciences and Neurological Disorders | 308,345 | - |
| Health and Human Services, Department of | Direct | | 5 R01 NS10674-02 | 93.853 | Extramural Research Programs in the Neurosciences and Neurological Disorders | 523,011 | - |
| Health and Human Services, Department of | Direct | | 5 R01 NS108042-02 | 93.853 | Extramural Research Programs in the Neurosciences and Neurological Disorders | 316,691 | - |
| Health and Human Services, Department of | Direct | | 5 R01NS091242-05 | 93.853 | Extramural Research Programs in the Neurosciences and Neurological Disorders | 444,545 | 248,098 |
| Health and Human Services, Department of | Direct | | 5 R01-NS100687-03 | 93.853 | Extramural Research Programs in the Neurosciences and Neurological Disorders | 1,523,938 | - |
| Health and Human Services, Department of | Direct | | 5 R03 NS096484-02 | 93.853 | Extramural Research Programs in the Neurosciences and Neurological Disorders | 64,159 | - |
| Health and Human Services, Department of | Direct | | 5 R21 NS091545-02 | 93.853 | Extramural Research Programs in the Neurosciences and Neurological Disorders | 85,478 | - |
| Health and Human Services, Department of | Direct | | 5 R21 NS093121-02 | 93.853 | Extramural Research Programs in the Neurosciences and Neurological Disorders | (673) | - |
| Health and Human Services, Department of | Direct | | 5 R21 NS093399-02 | 93.853 | Extramural Research Programs in the Neurosciences and Neurological Disorders | (385) | - |
| Health and Human Services, Department of | Direct | | 5 R21 NS094047-02 | 93.853 | Extramural Research Programs in the Neurosciences and Neurological Disorders | (705) | - |
| Health and Human Services, Department of | Direct | | 5 R21 NS094091-02 | 93.853 | Extramural Research Programs in the Neurosciences and Neurological Disorders | (15,310) | - |
| Health and Human Services, Department of | Direct | | 5 R21 NS098003-02 | 93.853 | Extramural Research Programs in the Neurosciences and Neurological Disorders | 150,133 | - |

University of Michigan
Schedule of Expenditures of Federal Awards
For the Year Ended June 30, 2019

| Cluster Title/Federal Grantor/Program | Type | Pass-Through Grantor | Award Identifier | CFDA Number | CFDA Program Title | Federal Expenditures | Pass-Through |
|--|--------------|---|-------------------|-------------|--|----------------------|--------------|
| Health and Human Services, Department of | Direct | | 5 R21 NS098066-02 | 93.853 | Extramural Research Programs in the Neurosciences and Neurological Disorders | (10,116) | - |
| Health and Human Services, Department of | Direct | | 5 R21 NS098200-02 | 93.853 | Extramural Research Programs in the Neurosciences and Neurological Disorders | 49,590 | - |
| Health and Human Services, Department of | Direct | | 5 R21 NS098211-02 | 93.853 | Extramural Research Programs in the Neurosciences and Neurological Disorders | (3,376) | - |
| Health and Human Services, Department of | Direct | | 5 R21 NS099684-02 | 93.853 | Extramural Research Programs in the Neurosciences and Neurological Disorders | 134,770 | - |
| Health and Human Services, Department of | Direct | | 5 R21 NS099783-02 | 93.853 | Extramural Research Programs in the Neurosciences and Neurological Disorders | 88,162 | - |
| Health and Human Services, Department of | Direct | | 5 R21 NS102924-02 | 93.853 | Extramural Research Programs in the Neurosciences and Neurological Disorders | 190,095 | - |
| Health and Human Services, Department of | Direct | | 5 R21 NS102960-02 | 93.853 | Extramural Research Programs in the Neurosciences and Neurological Disorders | 144,885 | - |
| Health and Human Services, Department of | Direct | | 5 R21 NS103215-02 | 93.853 | Extramural Research Programs in the Neurosciences and Neurological Disorders | 225,519 | - |
| Health and Human Services, Department of | Direct | | 5 R21 NS103754-02 | 93.853 | Extramural Research Programs in the Neurosciences and Neurological Disorders | 157,380 | - |
| Health and Human Services, Department of | Direct | | 5 R21 NS104584-02 | 93.853 | Extramural Research Programs in the Neurosciences and Neurological Disorders | 210,459 | - |
| Health and Human Services, Department of | Direct | | 5 R21 NS104663-02 | 93.853 | Extramural Research Programs in the Neurosciences and Neurological Disorders | 106,737 | - |
| Health and Human Services, Department of | Direct | | 5 R21 NS107879-02 | 93.853 | Extramural Research Programs in the Neurosciences and Neurological Disorders | 189,042 | - |
| Health and Human Services, Department of | Direct | | 5 R21 NS108783-02 | 93.853 | Extramural Research Programs in the Neurosciences and Neurological Disorders | 200,842 | - |
| Health and Human Services, Department of | Direct | | 5 R25 NS088248-05 | 93.853 | Extramural Research Programs in the Neurosciences and Neurological Disorders | 329,073 | 87,633 |
| Health and Human Services, Department of | Direct | | 5 R25 NS089450-05 | 93.853 | Extramural Research Programs in the Neurosciences and Neurological Disorders | 37,467 | - |
| Health and Human Services, Department of | Direct | | 5 R25 NS107159-02 | 93.853 | Extramural Research Programs in the Neurosciences and Neurological Disorders | 91,735 | - |
| Health and Human Services, Department of | Direct | | 5 R37 NS076752-07 | 93.853 | Extramural Research Programs in the Neurosciences and Neurological Disorders | 577,732 | - |
| Health and Human Services, Department of | Direct | | 5 U01 NS056975-10 | 93.853 | Extramural Research Programs in the Neurosciences and Neurological Disorders | 219,972 | - |
| Health and Human Services, Department of | Direct | | 5 U01 NS090364-05 | 93.853 | Extramural Research Programs in the Neurosciences and Neurological Disorders | 675,978 | - |
| Health and Human Services, Department of | Direct | | 5 U01 NS094375-03 | 93.853 | Extramural Research Programs in the Neurosciences and Neurological Disorders | 386,287 | 57,461 |
| Health and Human Services, Department of | Direct | | 5 U01 NS100611-03 | 93.853 | Extramural Research Programs in the Neurosciences and Neurological Disorders | 377,717 | - |
| Health and Human Services, Department of | Direct | | 5 U01 NS106670-02 | 93.853 | Extramural Research Programs in the Neurosciences and Neurological Disorders | 465,588 | - |
| Health and Human Services, Department of | Direct | | 5 U10 NS086526-05 | 93.853 | Extramural Research Programs in the Neurosciences and Neurological Disorders | 36,159 | - |
| Health and Human Services, Department of | Direct | | 5 U24 NS100659-03 | 93.853 | Extramural Research Programs in the Neurosciences and Neurological Disorders | 538,894 | 74,848 |
| Health and Human Services, Department of | Direct | | 5 U24 NS107158-02 | 93.853 | Extramural Research Programs in the Neurosciences and Neurological Disorders | 179,996 | - |
| Health and Human Services, Department of | Direct | | 5 U24 NS107214-02 | 93.853 | Extramural Research Programs in the Neurosciences and Neurological Disorders | 253,521 | - |
| Health and Human Services, Department of | Direct | | 5 UH3 NS092981-05 | 93.853 | Extramural Research Programs in the Neurosciences and Neurological Disorders | 344,666 | 136,661 |
| Health and Human Services, Department of | Direct | | 5R01 NS103946-02 | 93.853 | Extramural Research Programs in the Neurosciences and Neurological Disorders | 370,267 | - |
| Health and Human Services, Department of | Direct | | T32 NS007222 | 93.853 | Extramural Research Programs in the Neurosciences and Neurological Disorders | 301,051 | - |
| Health and Human Services, Department of | Direct | | T32 NS076401 | 93.853 | Extramural Research Programs in the Neurosciences and Neurological Disorders | 219,252 | - |
| Health and Human Services, Department of | Pass-Through | Case Western Reserve University | 1077-SUB | 93.853 | Extramural Research Programs in the Neurosciences and Neurological Disorders | 47,672 | - |
| Health and Human Services, Department of | Pass-Through | Case Western Reserve University | 841-SUB | 93.853 | Extramural Research Programs in the Neurosciences and Neurological Disorders | (44,581) | - |
| Health and Human Services, Department of | Pass-Through | Case Western Reserve University | RES512072 | 93.853 | Extramural Research Programs in the Neurosciences and Neurological Disorders | 164,518 | - |
| Health and Human Services, Department of | Pass-Through | Colorado School of Mines | 401419-5802 | 93.853 | Extramural Research Programs in the Neurosciences and Neurological Disorders | 105,447 | - |
| Health and Human Services, Department of | Pass-Through | Columbia University | 2 (GG010337-01) | 93.853 | Extramural Research Programs in the Neurosciences and Neurological Disorders | 7,505 | - |
| Health and Human Services, Department of | Pass-Through | Hennepin Healthcare Research Institute (HHRI) | 15007-02 | 93.853 | Extramural Research Programs in the Neurosciences and Neurological Disorders | 489,859 | - |
| Health and Human Services, Department of | Pass-Through | Houston Methodist Research Institute | AGMT00000657 | 93.853 | Extramural Research Programs in the Neurosciences and Neurological Disorders | 22,281 | - |
| Health and Human Services, Department of | Pass-Through | Houston Methodist Research Institute | AGMT00003060 | 93.853 | Extramural Research Programs in the Neurosciences and Neurological Disorders | 23,085 | - |

University of Michigan
Schedule of Expenditures of Federal Awards
For the Year Ended June 30, 2019

| Cluster Title/Federal Grantor/Program | Type | Pass-Through Grantor | Award Identifier | CFDA Number | CFDA Program Title | Federal Expenditures | Pass-Through |
|--|--------------|---|----------------------|-------------|--|----------------------|--------------|
| Health and Human Services, Department of | Pass-Through | LA BioMed | 31037-UM | 93.853 | Extramural Research Programs in the Neurosciences and Neurological Disorders | 51,550 | - |
| Health and Human Services, Department of | Pass-Through | Mayo Clinic | 5P01NS044233-10 | 93.853 | Extramural Research Programs in the Neurosciences and Neurological Disorders | 548 | - |
| Health and Human Services, Department of | Pass-Through | Research Foundation of City University of New York (CUNY) | CM0002996-00 | 93.853 | Extramural Research Programs in the Neurosciences and Neurological Disorders | 24,890 | - |
| Health and Human Services, Department of | Pass-Through | Temple University | 360908-05430-02 | 93.853 | Extramural Research Programs in the Neurosciences and Neurological Disorders | 31,505 | - |
| Health and Human Services, Department of | Pass-Through | University of California - Los Angeles | 1580 G UE874 | 93.853 | Extramural Research Programs in the Neurosciences and Neurological Disorders | 65,661 | - |
| Health and Human Services, Department of | Pass-Through | University of California - San Francisco | 10069 | 93.853 | Extramural Research Programs in the Neurosciences and Neurological Disorders | 41,449 | - |
| Health and Human Services, Department of | Pass-Through | University of California - San Francisco | 10180sc | 93.853 | Extramural Research Programs in the Neurosciences and Neurological Disorders | 116,700 | - |
| Health and Human Services, Department of | Pass-Through | University of California - San Francisco | 10180sc | 93.853 | Extramural Research Programs in the Neurosciences and Neurological Disorders | (138,121) | 661,500 |
| Health and Human Services, Department of | Pass-Through | University of California - San Francisco | 7938sc | 93.853 | Extramural Research Programs in the Neurosciences and Neurological Disorders | 1,776 | - |
| Health and Human Services, Department of | Pass-Through | University of Minnesota | N004631406 | 93.853 | Extramural Research Programs in the Neurosciences and Neurological Disorders | 66,468 | - |
| Health and Human Services, Department of | Pass-Through | University of Minnesota | N007254301 | 93.853 | Extramural Research Programs in the Neurosciences and Neurological Disorders | 16,297 | - |
| Health and Human Services, Department of | Pass-Through | University of Minnesota | P006124701 | 93.853 | Extramural Research Programs in the Neurosciences and Neurological Disorders | 22,882 | - |
| Health and Human Services, Department of | Pass-Through | University of Virginia | GB10094 PO 2167241 | 93.853 | Extramural Research Programs in the Neurosciences and Neurological Disorders | 29,805 | - |
| Health and Human Services, Department of | Pass-Through | University of Virginia | GB10094-147355 | 93.853 | Extramural Research Programs in the Neurosciences and Neurological Disorders | 588,207 | - |
| Health and Human Services, Department of | Pass-Through | University of Virginia | GC12107-149698 | 93.853 | Extramural Research Programs in the Neurosciences and Neurological Disorders | 763,561 | - |
| Health and Human Services, Department of | Pass-Through | Vanderbilt University | UNIV59892 | 93.853 | Extramural Research Programs in the Neurosciences and Neurological Disorders | 279,133 | - |
| Health and Human Services, Department of | Pass-Through | Wayne State University | WSU18027 | 93.853 | Extramural Research Programs in the Neurosciences and Neurological Disorders | (117,455) | - |
| | | | | | | \$ 39,997,790 | \$ 3,333,819 |
| Health and Human Services, Department of | Direct | | 1 F30 AI136315-01 | 93.855 | Allergy and Infectious Diseases Research | \$ 41,619 | \$ - |
| Health and Human Services, Department of | Direct | | 1 F31 AI136615-01 | 93.855 | Allergy and Infectious Diseases Research | 33,223 | - |
| Health and Human Services, Department of | Direct | | 1 F31 AI140618-01 | 93.855 | Allergy and Infectious Diseases Research | 33,155 | - |
| Health and Human Services, Department of | Direct | | 1 K01 AI137123-01A1 | 93.855 | Allergy and Infectious Diseases Research | 56,502 | - |
| Health and Human Services, Department of | Direct | | 1 K01 AI141579-01 | 93.855 | Allergy and Infectious Diseases Research | 42,267 | - |
| Health and Human Services, Department of | Direct | | 1 R01 AI 140133-01A1 | 93.855 | Allergy and Infectious Diseases Research | 14,276 | - |
| Health and Human Services, Department of | Direct | | 1 R01 AI134999-01A1 | 93.855 | Allergy and Infectious Diseases Research | 15,993 | - |
| Health and Human Services, Department of | Direct | | 1 R01 AI136941-01A1 | 93.855 | Allergy and Infectious Diseases Research | 20,736 | - |
| Health and Human Services, Department of | Direct | | 1 R01 AI136977-01A1 | 93.855 | Allergy and Infectious Diseases Research | 41,213 | 8,854 |
| Health and Human Services, Department of | Direct | | 1 R01 AI143852-01 | 93.855 | Allergy and Infectious Diseases Research | 70,310 | - |
| Health and Human Services, Department of | Direct | | 1 R21 AI138177-01A1 | 93.855 | Allergy and Infectious Diseases Research | 35,253 | - |
| Health and Human Services, Department of | Direct | | 1 R21 AI138180-01A1 | 93.855 | Allergy and Infectious Diseases Research | 32,246 | - |
| Health and Human Services, Department of | Direct | | 1 R21 AI141832-01 | 93.855 | Allergy and Infectious Diseases Research | 13,598 | - |
| Health and Human Services, Department of | Direct | | 1 R21 AI141835-01 | 93.855 | Allergy and Infectious Diseases Research | 65,480 | - |
| Health and Human Services, Department of | Direct | | 1 R21 AI142032-01A1 | 93.855 | Allergy and Infectious Diseases Research | 91,115 | - |
| Health and Human Services, Department of | Direct | | 1 R21 AI142047- 01 | 93.855 | Allergy and Infectious Diseases Research | 29,848 | - |
| Health and Human Services, Department of | Direct | | 1 R21 AI142073-01A1 | 93.855 | Allergy and Infectious Diseases Research | 14,019 | - |
| Health and Human Services, Department of | Direct | | 1 R21 AI143276-01 | 93.855 | Allergy and Infectious Diseases Research | 84,652 | - |
| Health and Human Services, Department of | Direct | | 1 R56 AI123262-01 | 93.855 | Allergy and Infectious Diseases Research | (6,866) | - |
| Health and Human Services, Department of | Direct | | 1 R56 AI130004-01A1 | 93.855 | Allergy and Infectious Diseases Research | 218,193 | - |
| Health and Human Services, Department of | Direct | | 1 R56 AI130130-01 | 93.855 | Allergy and Infectious Diseases Research | 424,133 | 174,819 |
| Health and Human Services, Department of | Direct | | 1 R56AI129428-01 | 93.855 | Allergy and Infectious Diseases Research | 86,803 | - |
| Health and Human Services, Department of | Direct | | 1 UM1 AI144298-01 | 93.855 | Allergy and Infectious Diseases Research | 3,190 | - |
| Health and Human Services, Department of | Direct | | 2 R01 AI044115-19 | 93.855 | Allergy and Infectious Diseases Research | 104,768 | - |
| Health and Human Services, Department of | Direct | | 2 R21 AI119463-02 | 93.855 | Allergy and Infectious Diseases Research | (20) | - |
| Health and Human Services, Department of | Direct | | 2 R56 AI097150-05 | 93.855 | Allergy and Infectious Diseases Research | 70,396 | - |
| Health and Human Services, Department of | Direct | | 2R56AI101285-06A1 | 93.855 | Allergy and Infectious Diseases Research | 282,441 | - |
| Health and Human Services, Department of | Direct | | 4 R01 AI101155-05 | 93.855 | Allergy and Infectious Diseases Research | 289,190 | 245,035 |
| Health and Human Services, Department of | Direct | | 4 R33 AI127492-03 | 93.855 | Allergy and Infectious Diseases Research | 159,325 | - |
| Health and Human Services, Department of | Direct | | 5 F31 AI126651-03 | 93.855 | Allergy and Infectious Diseases Research | 10,712 | - |
| Health and Human Services, Department of | Direct | | 5 F31 AI129697-02 | 93.855 | Allergy and Infectious Diseases Research | 46,551 | - |
| Health and Human Services, Department of | Direct | | 5 F31 AI131957-03 | 93.855 | Allergy and Infectious Diseases Research | 34,720 | - |
| Health and Human Services, Department of | Direct | | 5 F31 AI134287-02 | 93.855 | Allergy and Infectious Diseases Research | 38,598 | - |
| Health and Human Services, Department of | Direct | | 5 F32 AI134016-02 | 93.855 | Allergy and Infectious Diseases Research | 58,633 | - |
| Health and Human Services, Department of | Direct | | 5 K08 AI119182-04 | 93.855 | Allergy and Infectious Diseases Research | 226,898 | - |
| Health and Human Services, Department of | Direct | | 5 K08 AI128006-02 | 93.855 | Allergy and Infectious Diseases Research | 176,987 | - |
| Health and Human Services, Department of | Direct | | 5 K08 AI130362-2 | 93.855 | Allergy and Infectious Diseases Research | 198,012 | - |
| Health and Human Services, Department of | Direct | | 5 K23 AI108951-05 | 93.855 | Allergy and Infectious Diseases Research | 194,196 | - |
| Health and Human Services, Department of | Direct | | 5 K23 AI123595-03 | 93.855 | Allergy and Infectious Diseases Research | 144,908 | - |
| Health and Human Services, Department of | Direct | | 5 R01 AI036302-20 | 93.855 | Allergy and Infectious Diseases Research | 294,941 | - |
| Health and Human Services, Department of | Direct | | 5 R01 AI044115-18 | 93.855 | Allergy and Infectious Diseases Research | 176,544 | - |

University of Michigan
Schedule of Expenditures of Federal Awards
For the Year Ended June 30, 2019

| Cluster Title/Federal Grantor/Program | Type | Pass-Through Grantor | Award Identifier | CFDA Number | CFDA Program Title | Federal Expenditures | Pass-Through |
|--|--------------|---|-------------------|-------------|--|----------------------|--------------|
| Health and Human Services, Department of | Direct | | 5 R01 AI046675-19 | 93.855 | Allergy and Infectious Diseases Research | 429,789 | - |
| Health and Human Services, Department of | Direct | | 5 R01 AI060584-13 | 93.855 | Allergy and Infectious Diseases Research | 489,666 | - |
| Health and Human Services, Department of | Direct | | 5 R01 AI063331-14 | 93.855 | Allergy and Infectious Diseases Research | 333,400 | - |
| Health and Human Services, Department of | Direct | | 5 R01 AI064296-13 | 93.855 | Allergy and Infectious Diseases Research | 268,061 | - |
| Health and Human Services, Department of | Direct | | 5 R01 AI071727-13 | 93.855 | Allergy and Infectious Diseases Research | 619,281 | 31,045 |
| Health and Human Services, Department of | Direct | | 5 R01 AI080870-10 | 93.855 | Allergy and Infectious Diseases Research | 417,993 | - |
| Health and Human Services, Department of | Direct | | 5 R01 AI091627-07 | 93.855 | Allergy and Infectious Diseases Research | (12,773) | - |
| Health and Human Services, Department of | Direct | | 5 R01 AI091721-05 | 93.855 | Allergy and Infectious Diseases Research | (23,820) | - |
| Health and Human Services, Department of | Direct | | 5 R01 AI097134-05 | 93.855 | Allergy and Infectious Diseases Research | 110,025 | 4,895 |
| Health and Human Services, Department of | Direct | | 5 R01 AI101285-05 | 93.855 | Allergy and Infectious Diseases Research | (6,166) | - |
| Health and Human Services, Department of | Direct | | 5 R01 AI105068-05 | 93.855 | Allergy and Infectious Diseases Research | 184,167 | - |
| Health and Human Services, Department of | Direct | | 5 R01 AI106806-03 | 93.855 | Allergy and Infectious Diseases Research | 69,534 | - |
| Health and Human Services, Department of | Direct | | 5 R01 AI110780-05 | 93.855 | Allergy and Infectious Diseases Research | 601,949 | 228,638 |
| Health and Human Services, Department of | Direct | | 5 R01 AI112626-05 | 93.855 | Allergy and Infectious Diseases Research | 540,060 | 92,586 |
| Health and Human Services, Department of | Direct | | 5 R01 AI117229-05 | 93.855 | Allergy and Infectious Diseases Research | 411,388 | - |
| Health and Human Services, Department of | Direct | | 5 R01 AI118886-04 | 93.855 | Allergy and Infectious Diseases Research | 353,540 | - |
| Health and Human Services, Department of | Direct | | 5 R01 AI119446-06 | 93.855 | Allergy and Infectious Diseases Research | 615,733 | - |
| Health and Human Services, Department of | Direct | | 5 R01 AI120526-04 | 93.855 | Allergy and Infectious Diseases Research | 442,443 | - |
| Health and Human Services, Department of | Direct | | 5 R01 AI120607-04 | 93.855 | Allergy and Infectious Diseases Research | 429,856 | 62,100 |
| Health and Human Services, Department of | Direct | | 5 R01 AI120997-0. | 93.855 | Allergy and Infectious Diseases Research | 875,634 | 530,549 |
| Health and Human Services, Department of | Direct | | 5 R01 AI121302-04 | 93.855 | Allergy and Infectious Diseases Research | 495,870 | 69,590 |
| Health and Human Services, Department of | Direct | | 5 R01 AI123093-04 | 93.855 | Allergy and Infectious Diseases Research | 951,669 | 457,736 |
| Health and Human Services, Department of | Direct | | 5 R01 AI123957-04 | 93.855 | Allergy and Infectious Diseases Research | 322,564 | - |
| Health and Human Services, Department of | Direct | | 5 R01 AI125307-03 | 93.855 | Allergy and Infectious Diseases Research | 479,451 | 14,944 |
| Health and Human Services, Department of | Direct | | 5 R01 AI127070-04 | 93.855 | Allergy and Infectious Diseases Research | 523,725 | - |
| Health and Human Services, Department of | Direct | | 5 R01 AI129958-03 | 93.855 | Allergy and Infectious Diseases Research | 836,930 | - |
| Health and Human Services, Department of | Direct | | 5 R01 AI130025-03 | 93.855 | Allergy and Infectious Diseases Research | 591,120 | - |
| Health and Human Services, Department of | Direct | | 5 R01 AI132372-03 | 93.855 | Allergy and Infectious Diseases Research | 639,746 | 241,346 |
| Health and Human Services, Department of | Direct | | 5 R01 AI134678-02 | 93.855 | Allergy and Infectious Diseases Research | 623,807 | - |
| Health and Human Services, Department of | Direct | | 5 R01 AI137085 02 | 93.855 | Allergy and Infectious Diseases Research | 176,500 | 7,499 |
| Health and Human Services, Department of | Direct | | 5 R01 AI138347-02 | 93.855 | Allergy and Infectious Diseases Research | 671,369 | - |
| Health and Human Services, Department of | Direct | | 5 R01 AI138348-02 | 93.855 | Allergy and Infectious Diseases Research | 392,277 | - |
| Health and Human Services, Department of | Direct | | 5 R01 AI33935-02 | 93.855 | Allergy and Infectious Diseases Research | 326,076 | - |
| Health and Human Services, Department of | Direct | | 5 R01 AI059722-14 | 93.855 | Allergy and Infectious Diseases Research | 257,320 | - |
| Health and Human Services, Department of | Direct | | 5 R01 AI116791-04 | 93.855 | Allergy and Infectious Diseases Research | 714,775 | - |
| Health and Human Services, Department of | Direct | | 5 R01AI121156-04 | 93.855 | Allergy and Infectious Diseases Research | 485,136 | - |
| Health and Human Services, Department of | Direct | | 5 R03 AI130610-02 | 93.855 | Allergy and Infectious Diseases Research | 80,748 | - |
| Health and Human Services, Department of | Direct | | 5 R03 AI137658 02 | 93.855 | Allergy and Infectious Diseases Research | 57,512 | - |
| Health and Human Services, Department of | Direct | | 5 R21 AI110907-02 | 93.855 | Allergy and Infectious Diseases Research | (386) | - |
| Health and Human Services, Department of | Direct | | 5 R21 AI117371-02 | 93.855 | Allergy and Infectious Diseases Research | 77,063 | - |
| Health and Human Services, Department of | Direct | | 5 R21 AI117561-02 | 93.855 | Allergy and Infectious Diseases Research | (352) | - |
| Health and Human Services, Department of | Direct | | 5 R21 AI120599-02 | 93.855 | Allergy and Infectious Diseases Research | 1,161 | - |
| Health and Human Services, Department of | Direct | | 5 R21 AI120815-02 | 93.855 | Allergy and Infectious Diseases Research | (4,369) | - |
| Health and Human Services, Department of | Direct | | 5 R21 AI121721-02 | 93.855 | Allergy and Infectious Diseases Research | 27,142 | - |
| Health and Human Services, Department of | Direct | | 5 R21 AI122098-02 | 93.855 | Allergy and Infectious Diseases Research | 79,306 | - |
| Health and Human Services, Department of | Direct | | 5 R21 AI122244-02 | 93.855 | Allergy and Infectious Diseases Research | 197,771 | - |
| Health and Human Services, Department of | Direct | | 5 R21 AI126054-02 | 93.855 | Allergy and Infectious Diseases Research | 185,475 | - |
| Health and Human Services, Department of | Direct | | 5 R21 AI127492-02 | 93.855 | Allergy and Infectious Diseases Research | 129,079 | - |
| Health and Human Services, Department of | Direct | | 5 R21 AI128120-02 | 93.855 | Allergy and Infectious Diseases Research | 203,882 | - |
| Health and Human Services, Department of | Direct | | 5 R21 AI130328 02 | 93.855 | Allergy and Infectious Diseases Research | 175,087 | - |
| Health and Human Services, Department of | Direct | | 5 R21 AI132379-02 | 93.855 | Allergy and Infectious Diseases Research | 97,136 | - |
| Health and Human Services, Department of | Direct | | 5 R21 AI135403-02 | 93.855 | Allergy and Infectious Diseases Research | 276,733 | - |
| Health and Human Services, Department of | Direct | | 5 R21 AI135559-02 | 93.855 | Allergy and Infectious Diseases Research | 201,919 | 34,756 |
| Health and Human Services, Department of | Direct | | 5 R21 AI136657-02 | 93.855 | Allergy and Infectious Diseases Research | 233,984 | 20,123 |
| Health and Human Services, Department of | Direct | | 5 R21 AI137535-02 | 93.855 | Allergy and Infectious Diseases Research | 106,656 | 22,104 |
| Health and Human Services, Department of | Direct | | 5 R21 AI137669-02 | 93.855 | Allergy and Infectious Diseases Research | 274,811 | - |
| Health and Human Services, Department of | Direct | | 5 R33 AI116158-05 | 93.855 | Allergy and Infectious Diseases Research | 438,494 | - |
| Health and Human Services, Department of | Direct | | 5 R33 AI116190-05 | 93.855 | Allergy and Infectious Diseases Research | 509,594 | - |
| Health and Human Services, Department of | Direct | | 5 U01 AI124255-04 | 93.855 | Allergy and Infectious Diseases Research | 2,360,374 | 160,626 |
| Health and Human Services, Department of | Direct | | 5 U19 AI110502-05 | 93.855 | Allergy and Infectious Diseases Research | 212,094 | 17,145 |
| Health and Human Services, Department of | Direct | | 5 U19 AI116482-05 | 93.855 | Allergy and Infectious Diseases Research | 1,545,475 | 207,645 |
| Health and Human Services, Department of | Direct | | 5 UH2 AI128900-02 | 93.855 | Allergy and Infectious Diseases Research | 13,291 | - |
| Health and Human Services, Department of | Direct | | 5 UH3AI128900 04 | 93.855 | Allergy and Infectious Diseases Research | 120,564 | - |
| Health and Human Services, Department of | Direct | | 5 UM1 AI110557-05 | 93.855 | Allergy and Infectious Diseases Research | 80,250 | - |
| Health and Human Services, Department of | Direct | | 5-R21AI1137222-02 | 93.855 | Allergy and Infectious Diseases Research | 144,122 | 5,913 |
| Health and Human Services, Department of | Direct | | 7 R13AI096720 09 | 93.855 | Allergy and Infectious Diseases Research | 12,000 | - |
| Health and Human Services, Department of | Direct | | BTSAl | 93.855 | Allergy and Infectious Diseases Research | 89,494 | - |
| Health and Human Services, Department of | Direct | | T32 AI007413 | 93.855 | Allergy and Infectious Diseases Research | 371,864 | - |
| Health and Human Services, Department of | Direct | | T32 AI007413 | 93.855 | Allergy and Infectious Diseases Research | 318,903 | - |
| Health and Human Services, Department of | Direct | | T32 AI007528 | 93.855 | Allergy and Infectious Diseases Research | 328,898 | - |
| Health and Human Services, Department of | Pass-Through | Benaroya Research Institute at Virginia Mason (BRI) | FY15ITN079 | 93.855 | Allergy and Infectious Diseases Research | 9,724 | - |
| Health and Human Services, Department of | Pass-Through | Benaroya Research Institute at Virginia Mason (BRI) | FY17ITN211 | 93.855 | Allergy and Infectious Diseases Research | 64,576 | - |
| Health and Human Services, Department of | Pass-Through | Benaroya Research Institute at Virginia Mason (BRI) | FY19ITN079 | 93.855 | Allergy and Infectious Diseases Research | 7,368 | - |
| Health and Human Services, Department of | Pass-Through | Center for Infectious Disease Research | Umich-10135-D | 93.855 | Allergy and Infectious Diseases Research | (1,890) | - |
| Health and Human Services, Department of | Pass-Through | Columbia University | 4(GG011022-01) | 93.855 | Allergy and Infectious Diseases Research | 30,888 | - |
| Health and Human Services, Department of | Pass-Through | Emory University | T939626 | 93.855 | Allergy and Infectious Diseases Research | 124,344 | - |

University of Michigan
Schedule of Expenditures of Federal Awards
For the Year Ended June 30, 2019

| Cluster Title/Federal Grantor/Program | Type | Pass-Through Grantor | Award Identifier | CFDA Number | CFDA Program Title | Federal Expenditures | Pass-Through |
|--|--------------|---|--------------------------------|-------------|---|----------------------|--------------|
| Health and Human Services, Department of | Pass-Through | FHI 360 Headquarters | PO16001198 | 93.855 | Allergy and Infectious Diseases Research | 22,811 | - |
| Health and Human Services, Department of | Pass-Through | Henry Ford Health System | P01 AI089473 | 93.855 | Allergy and Infectious Diseases Research | (197) | - |
| Health and Human Services, Department of | Pass-Through | Hutchinson, Fred, Cancer Research Center | 0000951968 | 93.855 | Allergy and Infectious Diseases Research | 20,522 | - |
| Health and Human Services, Department of | Pass-Through | Hutchinson, Fred, Cancer Research Center | 0000962952 | 93.855 | Allergy and Infectious Diseases Research | 54,709 | - |
| Health and Human Services, Department of | Pass-Through | Johns Hopkins University | 2004030292 | 93.855 | Allergy and Infectious Diseases Research | 23,081 | - |
| Health and Human Services, Department of | Pass-Through | Johns Hopkins University | LDR 01 MOD 06 | 93.855 | Allergy and Infectious Diseases Research | 23,056 | - |
| Health and Human Services, Department of | Pass-Through | Johns Hopkins University | UM1AI068632 / JHU PI - Nachman | 93.855 | Allergy and Infectious Diseases Research | 9,101 | - |
| Health and Human Services, Department of | Pass-Through | Michigan State University | RC105644UofM | 93.855 | Allergy and Infectious Diseases Research | 133,175 | - |
| Health and Human Services, Department of | Pass-Through | Michigan State University | RC107329UM | 93.855 | Allergy and Infectious Diseases Research | 30,894 | - |
| Health and Human Services, Department of | Pass-Through | Michigan State University | RC107329UM | 93.855 | Allergy and Infectious Diseases Research | 4,569 | - |
| Health and Human Services, Department of | Pass-Through | New York University | iB00153609 | 93.855 | Allergy and Infectious Diseases Research | 12,011 | - |
| Health and Human Services, Department of | Pass-Through | Northwestern University | 60047274RUM | 93.855 | Allergy and Infectious Diseases Research | 46,167 | - |
| Health and Human Services, Department of | Pass-Through | NOTA Laboratories LLC | Roundtable Research Agreement | 93.855 | Allergy and Infectious Diseases Research | 30,595 | - |
| Health and Human Services, Department of | Pass-Through | Pennsylvania State University | 5869-UM-DHHS-0856 | 93.855 | Allergy and Infectious Diseases Research | 22,916 | - |
| Health and Human Services, Department of | Pass-Through | Rush University Medical Center | Sub award 14102310-MICH | 93.855 | Allergy and Infectious Diseases Research | 94,281 | - |
| Health and Human Services, Department of | Pass-Through | Rutgers University | 0795 | 93.855 | Allergy and Infectious Diseases Research | 4,578 | - |
| Health and Human Services, Department of | Pass-Through | St. Jude Children's Research Hospital | 112525010-7883641 | 93.855 | Allergy and Infectious Diseases Research | 7,442 | - |
| Health and Human Services, Department of | Pass-Through | State University of New York (SUNY) | 1136031/76463 | 93.855 | Allergy and Infectious Diseases Research | 6,338 | - |
| Health and Human Services, Department of | Pass-Through | State University of New York (SUNY) | R1056568 | 93.855 | Allergy and Infectious Diseases Research | 31,438 | - |
| Health and Human Services, Department of | Pass-Through | Sustainable Sciences Institute | Subaward Agreement | 93.855 | Allergy and Infectious Diseases Research | 4,963 | - |
| Health and Human Services, Department of | Pass-Through | The Icahn School of Medicine at Mount Sinai (ISMMS) | 0255-1351-4609 | 93.855 | Allergy and Infectious Diseases Research | 30,346 | - |
| Health and Human Services, Department of | Pass-Through | The Icahn School of Medicine at Mount Sinai (ISMMS) | 0255-B001-4609 | 93.855 | Allergy and Infectious Diseases Research | 109,454 | - |
| Health and Human Services, Department of | Pass-Through | Therapeutics System Research Lab, Inc. (TSRL, Inc.) | Subcontract 19-PAF01327 | 93.855 | Allergy and Infectious Diseases Research | 3,623 | - |
| Health and Human Services, Department of | Pass-Through | Tufts University | 100610-00001 | 93.855 | Allergy and Infectious Diseases Research | 160,282 | - |
| Health and Human Services, Department of | Pass-Through | University of Alabama at Birmingham (UAB) | 0000421524-005 | 93.855 | Allergy and Infectious Diseases Research | (1,286) | - |
| Health and Human Services, Department of | Pass-Through | University of California - Berkeley | 00008952 | 93.855 | Allergy and Infectious Diseases Research | 140,250 | - |
| Health and Human Services, Department of | Pass-Through | University of California - Davis | A19-2105-S001 | 93.855 | Allergy and Infectious Diseases Research | 15,586 | - |
| Health and Human Services, Department of | Pass-Through | University of California - San Francisco | 7196sc | 93.855 | Allergy and Infectious Diseases Research | 8,739 | - |
| Health and Human Services, Department of | Pass-Through | University of California - San Francisco | 8246SC | 93.855 | Allergy and Infectious Diseases Research | 249,797 | - |
| Health and Human Services, Department of | Pass-Through | University of California - San Francisco | 8808sc | 93.855 | Allergy and Infectious Diseases Research | 122,599 | - |
| Health and Human Services, Department of | Pass-Through | University of California - San Francisco | 8808sc | 93.855 | Allergy and Infectious Diseases Research | 425 | - |
| Health and Human Services, Department of | Pass-Through | University of California - San Francisco | 8970sc | 93.855 | Allergy and Infectious Diseases Research | 197,073 | - |
| Health and Human Services, Department of | Pass-Through | University of California - San Francisco | 9433sc | 93.855 | Allergy and Infectious Diseases Research | 175,413 | - |
| Health and Human Services, Department of | Pass-Through | University of California - San Francisco | 9438sc | 93.855 | Allergy and Infectious Diseases Research | 185,187 | - |
| Health and Human Services, Department of | Pass-Through | University of California - San Francisco | Subaward 7196sc | 93.855 | Allergy and Infectious Diseases Research | (13,229) | - |
| Health and Human Services, Department of | Pass-Through | University of California-San Diego | 56811375 | 93.855 | Allergy and Infectious Diseases Research | 18,032 | - |
| Health and Human Services, Department of | Pass-Through | University of Florida, The | SUB00001658 - Project P0105695 | 93.855 | Allergy and Infectious Diseases Research | 15,310 | - |
| Health and Human Services, Department of | Pass-Through | University of Pennsylvania | 574524/4145570PO4338198 | 93.855 | Allergy and Infectious Diseases Research | 9,649 | - |
| Health and Human Services, Department of | Pass-Through | University of Pennsylvania | Subaward 573861/ PO 4218003 | 93.855 | Allergy and Infectious Diseases Research | 81,644 | - |
| Health and Human Services, Department of | Pass-Through | University of Pittsburgh | 0050569 (127631-2) | 93.855 | Allergy and Infectious Diseases Research | 215,738 | - |
| Health and Human Services, Department of | Pass-Through | Vanderbilt University | VUMC64255 | 93.855 | Allergy and Infectious Diseases Research | 93,294 | - |
| Health and Human Services, Department of | Pass-Through | Vanderbilt University | VUMC67195 | 93.855 | Allergy and Infectious Diseases Research | 161,746 | - |
| Health and Human Services, Department of | Pass-Through | VLP Biotech, Inc | Award Letter | 93.855 | Allergy and Infectious Diseases Research | 17,422 | - |
| Health and Human Services, Department of | Pass-Through | Washington University in St. Louis | WU-19-228 | 93.855 | Allergy and Infectious Diseases Research | 23,265 | - |
| Health and Human Services, Department of | Pass-Through | Wayne State University | WSU17079 | 93.855 | Allergy and Infectious Diseases Research | 54,824 | - |
| Health and Human Services, Department of | Pass-Through | Western Michigan University | WSU.008 | 93.855 | Allergy and Infectious Diseases Research | 36,269 | - |
| Health and Human Services, Department of | Pass-Through | Western Michigan University | 500.009-A | 93.855 | Allergy and Infectious Diseases Research | 17,629 | - |
| | | | | | | \$ 31,599,169 | \$ 2,637,948 |
| Health and Human Services, Department of | Direct | | 1 F31 GM131631-01 | 93.859 | Biomedical Research and Research Training | 20,279 | - |
| Health and Human Services, Department of | Direct | | 1 K99 GM120457-01 | 93.859 | Biomedical Research and Research Training | 10,860 | - |
| Health and Human Services, Department of | Direct | | 1 R01 GM121656-03 | 93.859 | Biomedical Research and Research Training | 224,287 | 81,371 |
| Health and Human Services, Department of | Direct | | 1 R01 GM127787-01A1 | 93.859 | Biomedical Research and Research Training | 108,080 | - |
| Health and Human Services, Department of | Direct | | 1 R01 GM130763-01 | 93.859 | Biomedical Research and Research Training | 134,876 | - |
| Health and Human Services, Department of | Direct | | 1 R01 GM130997-01 | 93.859 | Biomedical Research and Research Training | 104,608 | 62,523 |
| Health and Human Services, Department of | Direct | | 1 R35 GM130183-01 | 93.859 | Biomedical Research and Research Training | 152,934 | - |
| Health and Human Services, Department of | Direct | | 1 R35 GM130292 01S1 | 93.859 | Biomedical Research and Research Training | 65,188 | - |
| Health and Human Services, Department of | Direct | | 1 R35 GM130587-01 | 93.859 | Biomedical Research and Research Training | 14,563 | - |
| Health and Human Services, Department of | Direct | | 1 R35 GM131720-01 | 93.859 | Biomedical Research and Research Training | 99,603 | - |
| Health and Human Services, Department of | Direct | | 1 R35 GM131744-01 | 93.859 | Biomedical Research and Research Training | 58,809 | - |
| Health and Human Services, Department of | Direct | | 1 R35 GM131772-01 | 93.859 | Biomedical Research and Research Training | 18,826 | - |
| Health and Human Services, Department of | Direct | | 1 R35 GM131835 01 | 93.859 | Biomedical Research and Research Training | 40,750 | - |
| Health and Human Services, Department of | Direct | | 1 R35 GM131919-01 | 93.859 | Biomedical Research and Research Training | 83,573 | - |
| Health and Human Services, Department of | Direct | | 1 R35 GM131922-01 | 93.859 | Biomedical Research and Research Training | 4,326 | - |
| Health and Human Services, Department of | Direct | | 1R01GM126028-01A1 | 93.859 | Biomedical Research and Research Training | 71,083 | - |
| Health and Human Services, Department of | Direct | | 2 R01 GM077430 13 | 93.859 | Biomedical Research and Research Training | 133,546 | - |
| Health and Human Services, Department of | Direct | | 2 R01 GM083107-13 | 93.859 | Biomedical Research and Research Training | 275,487 | - |
| Health and Human Services, Department of | Direct | | 2 R01 GM083241-09 | 93.859 | Biomedical Research and Research Training | 1,420 | - |
| Health and Human Services, Department of | Direct | | 3 R35 GM128592-02S1 | 93.859 | Biomedical Research and Research Training | 310,262 | - |
| Health and Human Services, Department of | Direct | | 3 R35 GM128637-02S1 | 93.859 | Biomedical Research and Research Training | 383,267 | - |
| Health and Human Services, Department of | Direct | | 4 P50 GM103297-05 | 93.859 | Biomedical Research and Research Training | (42,281) | - |
| Health and Human Services, Department of | Direct | | 4 R01 GM049500-18 | 93.859 | Biomedical Research and Research Training | 68,504 | - |
| Health and Human Services, Department of | Direct | | 4 R01 GM097117-05 | 93.859 | Biomedical Research and Research Training | 79,530 | - |
| Health and Human Services, Department of | Direct | | 4 R01 GM099549-04 | 93.859 | Biomedical Research and Research Training | (1,696) | (285) |
| Health and Human Services, Department of | Direct | | 4 R01 GM102829-04 | 93.859 | Biomedical Research and Research Training | (14,507) | - |
| Health and Human Services, Department of | Direct | | 4 R01 GM103232-04 | 93.859 | Biomedical Research and Research Training | 9,051 | - |
| Health and Human Services, Department of | Direct | | 4 R01 GM105942-04 | 93.859 | Biomedical Research and Research Training | (6,793) | - |

University of Michigan
Schedule of Expenditures of Federal Awards
For the Year Ended June 30, 2019

| Cluster Title/Federal Grantor/Program | Type | Pass-Through Grantor | Award Identifier | CFDA Number | CFDA Program Title | Federal Expenditures | Pass-Through |
|--|--------|----------------------|---------------------|-------------|---|----------------------|--------------|
| Health and Human Services, Department of | Direct | | 4 R01 GM108022-09 | 93.859 | Biomedical Research and Research Training | (48,135) | - |
| Health and Human Services, Department of | Direct | | 4 R01GM106180-04 | 93.859 | Biomedical Research and Research Training | (3,412) | - |
| Health and Human Services, Department of | Direct | | 4 R25 GM058641-17 | 93.859 | Biomedical Research and Research Training | 116,584 | - |
| Health and Human Services, Department of | Direct | | 5 R01 GM105920-04 | 93.859 | Biomedical Research and Research Training | 120,166 | - |
| Health and Human Services, Department of | Direct | | 5 R01 GM111486-05 | 93.859 | Biomedical Research and Research Training | 258,007 | - |
| Health and Human Services, Department of | Direct | | 5 F32 FM126635-02 | 93.859 | Biomedical Research and Research Training | 46,415 | - |
| Health and Human Services, Department of | Direct | | 5 F32 GM115198-03 | 93.859 | Biomedical Research and Research Training | 36,095 | - |
| Health and Human Services, Department of | Direct | | 5 F32 GM122357-02 | 93.859 | Biomedical Research and Research Training | 43,199 | - |
| Health and Human Services, Department of | Direct | | 5 F32 GM130010-02 | 93.859 | Biomedical Research and Research Training | 48,343 | - |
| Health and Human Services, Department of | Direct | | 5 K08 GM109105-04 | 93.859 | Biomedical Research and Research Training | 76,310 | - |
| Health and Human Services, Department of | Direct | | 5 K08 GM115859-04 | 93.859 | Biomedical Research and Research Training | 183,995 | - |
| Health and Human Services, Department of | Direct | | 5 K12 GM111725-04 | 93.859 | Biomedical Research and Research Training | 753,955 | 106,357 |
| Health and Human Services, Department of | Direct | | 5 K23 GM104354-05 | 93.859 | Biomedical Research and Research Training | 183,525 | - |
| Health and Human Services, Department of | Direct | | 5 K23 GM126317-02 | 93.859 | Biomedical Research and Research Training | 143,325 | - |
| Health and Human Services, Department of | Direct | | 5 K99 GM120511-02 | 93.859 | Biomedical Research and Research Training | 24,271 | - |
| Health and Human Services, Department of | Direct | | 5 R00 GM111767-05 | 93.859 | Biomedical Research and Research Training | 185,515 | - |
| Health and Human Services, Department of | Direct | | 5 R00 GM1117268-05 | 93.859 | Biomedical Research and Research Training | 291,059 | - |
| Health and Human Services, Department of | Direct | | 5 R01 GM024872-42 | 93.859 | Biomedical Research and Research Training | 454,994 | - |
| Health and Human Services, Department of | Direct | | 5 R01 GM037554-28 | 93.859 | Biomedical Research and Research Training | 279,165 | - |
| Health and Human Services, Department of | Direct | | 5 R01 GM040602-29 | 93.859 | Biomedical Research and Research Training | 322,779 | - |
| Health and Human Services, Department of | Direct | | 5 R01 GM053396-29 | 93.859 | Biomedical Research and Research Training | 751,907 | - |
| Health and Human Services, Department of | Direct | | 5 R01 GM053536-20 | 93.859 | Biomedical Research and Research Training | 125,146 | - |
| Health and Human Services, Department of | Direct | | 5 R01 GM056398-20 | 93.859 | Biomedical Research and Research Training | 378,074 | - |
| Health and Human Services, Department of | Direct | | 5 R01 GM065330-13 | 93.859 | Biomedical Research and Research Training | 337,790 | - |
| Health and Human Services, Department of | Direct | | 5 R01 GM065372-11 | 93.859 | Biomedical Research and Research Training | 313,619 | - |
| Health and Human Services, Department of | Direct | | 5 R01 GM076477-12 | 93.859 | Biomedical Research and Research Training | 313,005 | - |
| Health and Human Services, Department of | Direct | | 5 R01 GM077430-12 | 93.859 | Biomedical Research and Research Training | (657,453) | - |
| Health and Human Services, Department of | Direct | | 5 R01 GM079533-09 | 93.859 | Biomedical Research and Research Training | (2,989) | - |
| Health and Human Services, Department of | Direct | | 5 R01 GM081702-08 | 93.859 | Biomedical Research and Research Training | 229,001 | - |
| Health and Human Services, Department of | Direct | | 5 R01 GM082856-09 | 93.859 | Biomedical Research and Research Training | 543 | - |
| Health and Human Services, Department of | Direct | | 5 R01 GM084018-08 | 93.859 | Biomedical Research and Research Training | 345,010 | - |
| Health and Human Services, Department of | Direct | | 5 R01 GM084127-09 | 93.859 | Biomedical Research and Research Training | 460,177 | - |
| Health and Human Services, Department of | Direct | | 5 R01 GM086596-07 | 93.859 | Biomedical Research and Research Training | (87,161) | - |
| Health and Human Services, Department of | Direct | | 5 R01 GM086596-09 | 93.859 | Biomedical Research and Research Training | 373,205 | - |
| Health and Human Services, Department of | Direct | | 5 R01 GM086610-10 | 93.859 | Biomedical Research and Research Training | 463,358 | - |
| Health and Human Services, Department of | Direct | | 5 R01 GM088242-10 | 93.859 | Biomedical Research and Research Training | 50,923 | - |
| Health and Human Services, Department of | Direct | | 5 R01 GM093088-08 | 93.859 | Biomedical Research and Research Training | 263,741 | - |
| Health and Human Services, Department of | Direct | | 5 R01 GM094231 10 | 93.859 | Biomedical Research and Research Training | 250,959 | - |
| Health and Human Services, Department of | Direct | | 5 R01 GM09423105-08 | 93.859 | Biomedical Research and Research Training | 77,395 | 27,000 |
| Health and Human Services, Department of | Direct | | 5 R01 GM095832-08 | 93.859 | Biomedical Research and Research Training | 514,352 | - |
| Health and Human Services, Department of | Direct | | 5 R01 GM098578-08 | 93.859 | Biomedical Research and Research Training | 294,732 | - |
| Health and Human Services, Department of | Direct | | 5 R01 GM101171-07 | 93.859 | Biomedical Research and Research Training | 276,119 | - |
| Health and Human Services, Department of | Direct | | 5 R01 GM102236-04 | 93.859 | Biomedical Research and Research Training | (303) | - |
| Health and Human Services, Department of | Direct | | 5 R01 GM103695-11 | 93.859 | Biomedical Research and Research Training | 718,192 | 207,259 |
| Health and Human Services, Department of | Direct | | 5 R01 GM104130-06 | 93.859 | Biomedical Research and Research Training | 201,792 | - |
| Health and Human Services, Department of | Direct | | 5 R01 GM105671-06 | 93.859 | Biomedical Research and Research Training | 70,458 | 24,433 |
| Health and Human Services, Department of | Direct | | 5 R01 GM105948-05 | 93.859 | Biomedical Research and Research Training | (63,353) | - |
| Health and Human Services, Department of | Direct | | 5 R01 GM107146-04 | 93.859 | Biomedical Research and Research Training | 163,898 | - |
| Health and Human Services, Department of | Direct | | 5 R01 GM107148-05 | 93.859 | Biomedical Research and Research Training | 197,297 | - |
| Health and Human Services, Department of | Direct | | 5 R01 GM107233-04 | 93.859 | Biomedical Research and Research Training | 251,665 | - |
| Health and Human Services, Department of | Direct | | 5 R01 GM107312-05 | 93.859 | Biomedical Research and Research Training | 138,428 | - |
| Health and Human Services, Department of | Direct | | 5 R01 GM108468-04 | 93.859 | Biomedical Research and Research Training | 310,749 | - |
| Health and Human Services, Department of | Direct | | 5 R01 GM108722-05 | 93.859 | Biomedical Research and Research Training | 286,424 | - |
| Health and Human Services, Department of | Direct | | 5 R01 GM109896-04 | 93.859 | Biomedical Research and Research Training | 185,747 | 47,037 |
| Health and Human Services, Department of | Direct | | 5 R01 GM110019-04 | 93.859 | Biomedical Research and Research Training | 154,572 | 2,627 |
| Health and Human Services, Department of | Direct | | 5 R01 GM110052-05 | 93.859 | Biomedical Research and Research Training | 304,126 | - |
| Health and Human Services, Department of | Direct | | 5 R01 GM110215-04 | 93.859 | Biomedical Research and Research Training | (89,034) | - |
| Health and Human Services, Department of | Direct | | 5 R01 GM110289-04 | 93.859 | Biomedical Research and Research Training | 249,014 | - |
| Health and Human Services, Department of | Direct | | 5 R01 GM111293-03 | 93.859 | Biomedical Research and Research Training | 61,387 | - |
| Health and Human Services, Department of | Direct | | 5 R01 GM111305-04 | 93.859 | Biomedical Research and Research Training | 294,313 | - |
| Health and Human Services, Department of | Direct | | 5 R01 GM111400-04 | 93.859 | Biomedical Research and Research Training | 362,593 | 16,725 |
| Health and Human Services, Department of | Direct | | 5 R01 GM111735-05 | 93.859 | Biomedical Research and Research Training | 57,188 | - |
| Health and Human Services, Department of | Direct | | 5 R01 GM111997-05 | 93.859 | Biomedical Research and Research Training | 370,199 | - |
| Health and Human Services, Department of | Direct | | 5 R01 GM112455-04 | 93.859 | Biomedical Research and Research Training | 62,904 | - |
| Health and Human Services, Department of | Direct | | 5 R01 GM112786-04 | 93.859 | Biomedical Research and Research Training | 341,039 | - |
| Health and Human Services, Department of | Direct | | 5 R01 GM112794-05 | 93.859 | Biomedical Research and Research Training | 407,123 | - |
| Health and Human Services, Department of | Direct | | 5 R01 GM112799-04 | 93.859 | Biomedical Research and Research Training | 299,289 | - |
| Health and Human Services, Department of | Direct | | 5 R01 GM112992-03 | 93.859 | Biomedical Research and Research Training | 169,630 | - |
| Health and Human Services, Department of | Direct | | 5 R01 GM113188-05 | 93.859 | Biomedical Research and Research Training | 161,640 | - |
| Health and Human Services, Department of | Direct | | 5 R01 GM113722-04 | 93.859 | Biomedical Research and Research Training | 323,879 | - |
| Health and Human Services, Department of | Direct | | 5 R01 GM115481-03 | 93.859 | Biomedical Research and Research Training | 296,101 | - |
| Health and Human Services, Department of | Direct | | 5 R01 GM115598-05 | 93.859 | Biomedical Research and Research Training | 437,092 | 188,012 |
| Health and Human Services, Department of | Direct | | 5 R01 GM116204-04 | 93.859 | Biomedical Research and Research Training | 393,632 | 149,392 |
| Health and Human Services, Department of | Direct | | 5 R01 GM116960-04 | 93.859 | Biomedical Research and Research Training | 438,883 | 194,113 |
| Health and Human Services, Department of | Direct | | 5 R01 GM117141-05 | 93.859 | Biomedical Research and Research Training | 210,052 | - |
| Health and Human Services, Department of | Direct | | 5 R01 GM118308-04 | 93.859 | Biomedical Research and Research Training | 210,698 | - |

University of Michigan
Schedule of Expenditures of Federal Awards
For the Year Ended June 30, 2019

| Cluster Title/Federal Grantor/Program | Type | Pass-Through Grantor | Award Identifier | CFDA Number | CFDA Program Title | Federal Expenditures | Pass-Through |
|--|--------------|--|---------------------------|-------------|---|----------------------|--------------|
| Health and Human Services, Department of | Direct | | 5 R01 GM118329-03 | 93.859 | Biomedical Research and Research Training | 222,621 | - |
| Health and Human Services, Department of | Direct | | 5 R01 GM118475-04 | 93.859 | Biomedical Research and Research Training | 457,359 | - |
| Health and Human Services, Department of | Direct | | 5 R01 GM118524-03 | 93.859 | Biomedical Research and Research Training | 343,798 | - |
| Health and Human Services, Department of | Direct | | 5 R01 GM118644-04 | 93.859 | Biomedical Research and Research Training | 318,637 | - |
| Health and Human Services, Department of | Direct | | 5 R01 GM118647-04 | 93.859 | Biomedical Research and Research Training | 477,966 | - |
| Health and Human Services, Department of | Direct | | 5 R01 GM118751-04 | 93.859 | Biomedical Research and Research Training | 473,794 | - |
| Health and Human Services, Department of | Direct | | 5 R01 GM118928-04 | 93.859 | Biomedical Research and Research Training | 503,538 | - |
| Health and Human Services, Department of | Direct | | 5 R01 GM120056-03 | 93.859 | Biomedical Research and Research Training | 314,294 | - |
| Health and Human Services, Department of | Direct | | 5 R01 GM120093-04 | 93.859 | Biomedical Research and Research Training | 564,731 | - |
| Health and Human Services, Department of | Direct | | 5 R01 GM120094-04 | 93.859 | Biomedical Research and Research Training | 387,979 | - |
| Health and Human Services, Department of | Direct | | 5 R01 GM120110-03S1 | 93.859 | Biomedical Research and Research Training | 328,237 | - |
| Health and Human Services, Department of | Direct | | 5 R01 GM120142-05 | 93.859 | Biomedical Research and Research Training | 292,994 | - |
| Health and Human Services, Department of | Direct | | 5 R01 GM120767-14 | 93.859 | Biomedical Research and Research Training | 414,533 | - |
| Health and Human Services, Department of | Direct | | 5 R01 GM121919-02 | 93.859 | Biomedical Research and Research Training | 349,385 | - |
| Health and Human Services, Department of | Direct | | 5 R01 GM122033-03 | 93.859 | Biomedical Research and Research Training | 417,889 | 57,538 |
| Health and Human Services, Department of | Direct | | 5 R01 GM123069-03 | 93.859 | Biomedical Research and Research Training | 463,624 | - |
| Health and Human Services, Department of | Direct | | 5 R01 GM123513-03 | 93.859 | Biomedical Research and Research Training | 493,658 | 58,724 |
| Health and Human Services, Department of | Direct | | 5 R01 GM12403-02 | 93.859 | Biomedical Research and Research Training | 292,003 | - |
| Health and Human Services, Department of | Direct | | 5 R01 GM124174-02 | 93.859 | Biomedical Research and Research Training | 163,463 | - |
| Health and Human Services, Department of | Direct | | 5 R01 GM124248-03 | 93.859 | Biomedical Research and Research Training | 538,437 | - |
| Health and Human Services, Department of | Direct | | 5 R01 GM124251-03 | 93.859 | Biomedical Research and Research Training | 320,304 | 154,272 |
| Health and Human Services, Department of | Direct | | 5 R01 GM124283-03 | 93.859 | Biomedical Research and Research Training | 264,929 | - |
| Health and Human Services, Department of | Direct | | 5 R01 GM124571-03S1 | 93.859 | Biomedical Research and Research Training | 366,780 | - |
| Health and Human Services, Department of | Direct | | 5 R01 GM127367-02 | 93.859 | Biomedical Research and Research Training | 60,795 | - |
| Health and Human Services, Department of | Direct | | 5 R01 GM127774-02 | 93.859 | Biomedical Research and Research Training | 275,275 | - |
| Health and Human Services, Department of | Direct | | 5 R01 GM129123-02 | 93.859 | Biomedical Research and Research Training | 277,215 | - |
| Health and Human Services, Department of | Direct | | 5 R01 GM062357-17 | 93.859 | Biomedical Research and Research Training | 394,091 | - |
| Health and Human Services, Department of | Direct | | 5 R01 GM070862-13S1 | 93.859 | Biomedical Research and Research Training | 416,807 | 64,016 |
| Health and Human Services, Department of | Direct | | 5 R01 GM073836-14 | 93.859 | Biomedical Research and Research Training | 258,254 | - |
| Health and Human Services, Department of | Direct | | 5 R01 GM110432-05 | 93.859 | Biomedical Research and Research Training | 133,100 | - |
| Health and Human Services, Department of | Direct | | 5 R01 GM111476-05 | 93.859 | Biomedical Research and Research Training | 193,238 | - |
| Health and Human Services, Department of | Direct | | 5 R01 GM117425-04 | 93.859 | Biomedical Research and Research Training | 365,337 | - |
| Health and Human Services, Department of | Direct | | 5 R01 GM118651-04 | 93.859 | Biomedical Research and Research Training | 295,684 | - |
| Health and Human Services, Department of | Direct | | 5 R01-GM125881-03 | 93.859 | Biomedical Research and Research Training | 303,995 | - |
| Health and Human Services, Department of | Direct | | 5 R13 GM117845-03 | 93.859 | Biomedical Research and Research Training | 16,406 | - |
| Health and Human Services, Department of | Direct | | 5 R21 GM128022-02 | 93.859 | Biomedical Research and Research Training | 156,646 | - |
| Health and Human Services, Department of | Direct | | 5 R25 GM086262-11 | 93.859 | Biomedical Research and Research Training | 398,550 | - |
| Health and Human Services, Department of | Direct | | 5 R35 GM118101-04 | 93.859 | Biomedical Research and Research Training | 200,512 | - |
| Health and Human Services, Department of | Direct | | 5 R35 GM119688-04 | 93.859 | Biomedical Research and Research Training | 481,148 | - |
| Health and Human Services, Department of | Direct | | 5 R35 GM122506-03 | 93.859 | Biomedical Research and Research Training | 824,946 | - |
| Health and Human Services, Department of | Direct | | 5 R35 GM124875-03 | 93.859 | Biomedical Research and Research Training | 396,074 | - |
| Health and Human Services, Department of | Direct | | 5 R35 GM124880-03 | 93.859 | Biomedical Research and Research Training | 291,881 | - |
| Health and Human Services, Department of | Direct | | 5 R35 GM126917-02 | 93.859 | Biomedical Research and Research Training | 417,182 | - |
| Health and Human Services, Department of | Direct | | 5 R35 GM126983-02 | 93.859 | Biomedical Research and Research Training | 419,973 | - |
| Health and Human Services, Department of | Direct | | 5 R35 GM127303-02 | 93.859 | Biomedical Research and Research Training | 231,370 | - |
| Health and Human Services, Department of | Direct | | 5 R35 GM128768-02 | 93.859 | Biomedical Research and Research Training | 187,525 | - |
| Health and Human Services, Department of | Direct | | 5 R35 GM128819-02 | 93.859 | Biomedical Research and Research Training | 243,813 | - |
| Health and Human Services, Department of | Direct | | 5 R35 GM128830-02 | 93.859 | Biomedical Research and Research Training | 306,255 | - |
| Health and Human Services, Department of | Direct | | 5 R35 GM128836-02 | 93.859 | Biomedical Research and Research Training | 158,016 | - |
| Health and Human Services, Department of | Direct | | 5 R35GM118073-04 | 93.859 | Biomedical Research and Research Training | 416,000 | - |
| Health and Human Services, Department of | Direct | | 5 R35GM118133-04 | 93.859 | Biomedical Research and Research Training | 495,274 | - |
| Health and Human Services, Department of | Direct | | 5 R37 GM039451-33 | 93.859 | Biomedical Research and Research Training | 362,414 | - |
| Health and Human Services, Department of | Direct | | 5 R37 GM062261-19 | 93.859 | Biomedical Research and Research Training | 414,119 | - |
| Health and Human Services, Department of | Direct | | 5 R37 GM076343-15 | 93.859 | Biomedical Research and Research Training | 369,938 | - |
| Health and Human Services, Department of | Direct | | 5 U01 GM110712-05 | 93.859 | Biomedical Research and Research Training | 421,734 | - |
| Health and Human Services, Department of | Direct | | 5 U54GM103297-07 | 93.859 | Biomedical Research and Research Training | 5,155,617 | 3,798,599 |
| Health and Human Services, Department of | Direct | | 5R01GM103894-07 | 93.859 | Biomedical Research and Research Training | 325,806 | - |
| Health and Human Services, Department of | Direct | | 7 R01 GM122434-03 | 93.859 | Biomedical Research and Research Training | 186,352 | 28,040 |
| Health and Human Services, Department of | Direct | | T32 GM007315 | 93.859 | Biomedical Research and Research Training | 664,669 | - |
| Health and Human Services, Department of | Direct | | T32 GM007544 | 93.859 | Biomedical Research and Research Training | 540,082 | - |
| Health and Human Services, Department of | Direct | | T32 GM007544 | 93.859 | Biomedical Research and Research Training | 41,395 | - |
| Health and Human Services, Department of | Direct | | T32 GM007767 | 93.859 | Biomedical Research and Research Training | 524,668 | - |
| Health and Human Services, Department of | Direct | | T32 GM007863 | 93.859 | Biomedical Research and Research Training | 1,391,164 | - |
| Health and Human Services, Department of | Direct | | T32 GM008322 | 93.859 | Biomedical Research and Research Training | 264,443 | - |
| Health and Human Services, Department of | Direct | | T32 GM008353 | 93.859 | Biomedical Research and Research Training | 467,962 | - |
| Health and Human Services, Department of | Direct | | T32 GM008597 | 93.859 | Biomedical Research and Research Training | 326,842 | - |
| Health and Human Services, Department of | Direct | | T32 GM008616 | 93.859 | Biomedical Research and Research Training | 145,658 | - |
| Health and Human Services, Department of | Direct | | T32 GM070449 | 93.859 | Biomedical Research and Research Training | 387,472 | - |
| Health and Human Services, Department of | Direct | | T32 GM103730 | 93.859 | Biomedical Research and Research Training | 117,298 | - |
| Health and Human Services, Department of | Direct | | T32 GM113900 | 93.859 | Biomedical Research and Research Training | 214,436 | - |
| Health and Human Services, Department of | Pass-Through | ATGC, Inc | Research Agreement | 93.859 | Biomedical Research and Research Training | 77,885 | - |
| Health and Human Services, Department of | Pass-Through | Boston University | 4500002268 | 93.859 | Biomedical Research and Research Training | 67,795 | - |
| Health and Human Services, Department of | Pass-Through | Case Western Reserve University | 897-SUB | 93.859 | Biomedical Research and Research Training | 35,935 | - |
| Health and Human Services, Department of | Pass-Through | Emory University | T855282 | 93.859 | Biomedical Research and Research Training | 196,172 | - |
| Health and Human Services, Department of | Pass-Through | Georgia Institute of Technology | AWD-101737-G1 | 93.859 | Biomedical Research and Research Training | 237,121 | - |
| Health and Human Services, Department of | Pass-Through | Hutchinson, Fred, Cancer Research Center | 0000815003/Project 215916 | 93.859 | Biomedical Research and Research Training | 154,992 | - |

University of Michigan
Schedule of Expenditures of Federal Awards
For the Year Ended June 30, 2019

| Cluster Title/Federal Grantor/Program | Type | Pass-Through Grantor | Award Identifier | CFDA Number | CFDA Program Title | Federal Expenditures | Pass-Through |
|--|--------------|--|--------------------------------|-------------|--|----------------------|---------------------|
| Health and Human Services, Department of | Pass-Through | Hutchinson, Fred, Cancer Research Center | 0000815018/Project 215917 | 93.859 | Biomedical Research and Research Training | 24,772 | - |
| Health and Human Services, Department of | Pass-Through | Hutchinson, Fred, Cancer Research Center | 0000815339/Project 215920 | 93.859 | Biomedical Research and Research Training | 60,701 | - |
| Health and Human Services, Department of | Pass-Through | Li-Cor, Inc | Subaward under NIH Contract 2R | 93.859 | Biomedical Research and Research Training | 42,883 | - |
| Health and Human Services, Department of | Pass-Through | Long Island University | 3 | 93.859 | Biomedical Research and Research Training | 1,977 | - |
| Health and Human Services, Department of | Pass-Through | Michigan State University | RC105133UM | 93.859 | Biomedical Research and Research Training | 7,500 | - |
| Health and Human Services, Department of | Pass-Through | Michigan State University | RC105935A | 93.859 | Biomedical Research and Research Training | 82,035 | - |
| Health and Human Services, Department of | Pass-Through | New York Hall of Science | Agreement | 93.859 | Biomedical Research and Research Training | 7,090 | - |
| Health and Human Services, Department of | Pass-Through | Ohio State University, The | 60048848 | 93.859 | Biomedical Research and Research Training | 6,219 | - |
| Health and Human Services, Department of | Pass-Through | Stanford University | 61574013-130764 | 93.859 | Biomedical Research and Research Training | 50,741 | - |
| Health and Human Services, Department of | Pass-Through | The University of Kansas Medical Center (KUMC) | ZAL00000 | 93.859 | Biomedical Research and Research Training | 46,257 | - |
| Health and Human Services, Department of | Pass-Through | University of California - San Francisco | 10836sc | 93.859 | Biomedical Research and Research Training | 41,756 | - |
| Health and Human Services, Department of | Pass-Through | University of California - San Francisco | 11282SC | 93.859 | Biomedical Research and Research Training | 27,867 | - |
| Health and Human Services, Department of | Pass-Through | University of Chicago | FP056334 | 93.859 | Biomedical Research and Research Training | 1,161 | - |
| Health and Human Services, Department of | Pass-Through | University of Chicago | FP066905-A | 93.859 | Biomedical Research and Research Training | 156,745 | - |
| Health and Human Services, Department of | Pass-Through | University of Georgia | SUB00000389 | 93.859 | Biomedical Research and Research Training | 80,085 | - |
| Health and Human Services, Department of | Pass-Through | University of Illinois-Urbana-Champaign | 084206-16671 | 93.859 | Biomedical Research and Research Training | 291,296 | - |
| Health and Human Services, Department of | Pass-Through | University of Kentucky Research Foundation | 3048112251-15-165 | 93.859 | Biomedical Research and Research Training | 262,007 | - |
| Health and Human Services, Department of | Pass-Through | University of Maryland, Baltimore | HHS00022-01 | 93.859 | Biomedical Research and Research Training | 91,246 | - |
| Health and Human Services, Department of | Pass-Through | University of Maryland, The | 0000015164 | 93.859 | Biomedical Research and Research Training | 90,481 | - |
| Health and Human Services, Department of | Pass-Through | University of Pittsburgh | 0056812 (131534-9) | 93.859 | Biomedical Research and Research Training | 191,989 | - |
| Health and Human Services, Department of | Pass-Through | Wayne State University | WSU19024 | 93.859 | Biomedical Research and Research Training | 78,775 | - |
| Health and Human Services, Department of | Pass-Through | William Marsh Rice University | R22841 | 93.859 | Biomedical Research and Research Training | 105,188 | - |
| | | | | | | \$ 51,200,412 | \$ 5,267,753 |
| Health and Human Services, Department of | Direct | | 1 DP2 HD091949-01 | 93.865 | Child Health and Human Development Extramural Research | \$ 556,209 | \$ - |
| Health and Human Services, Department of | Direct | | 1 F31 HD098804-01 | 93.865 | Child Health and Human Development Extramural Research | 4,707 | - |
| Health and Human Services, Department of | Direct | | 1 F31 HD098870-01 | 93.865 | Child Health and Human Development Extramural Research | 4,136 | - |
| Health and Human Services, Department of | Direct | | 1 F32 HD091938-01 | 93.865 | Child Health and Human Development Extramural Research | 4,814 | - |
| Health and Human Services, Department of | Direct | | 1 R01 HD093570-01A1 | 93.865 | Child Health and Human Development Extramural Research | 81,148 | - |
| Health and Human Services, Department of | Direct | | 1 R01 HD095053-01A1 | 93.865 | Child Health and Human Development Extramural Research | 21,825 | 2,317 |
| Health and Human Services, Department of | Direct | | 1 R01 HD097096-01 | 93.865 | Child Health and Human Development Extramural Research | 158,222 | - |
| Health and Human Services, Department of | Direct | | 1 R01 HD097107- 01 | 93.865 | Child Health and Human Development Extramural Research | 2,123 | - |
| Health and Human Services, Department of | Direct | | 1 R01 HD098233-01 | 93.865 | Child Health and Human Development Extramural Research | 22,554 | - |
| Health and Human Services, Department of | Direct | | 1 R03 HD084708-02 | 93.865 | Child Health and Human Development Extramural Research | (1,864) | - |
| Health and Human Services, Department of | Direct | | 1 R03 HD092516-01 | 93.865 | Child Health and Human Development Extramural Research | 106,886 | - |
| Health and Human Services, Department of | Direct | | 1 R03 HD096189 01A1 | 93.865 | Child Health and Human Development Extramural Research | 5,591 | - |
| Health and Human Services, Department of | Direct | | 1 R03 HD097704-01 | 93.865 | Child Health and Human Development Extramural Research | 1,732 | - |
| Health and Human Services, Department of | Direct | | 1 R21 HD094051-01 | 93.865 | Child Health and Human Development Extramural Research | 204,525 | - |
| Health and Human Services, Department of | Direct | | 1 R21 HD095501-01A1 | 93.865 | Child Health and Human Development Extramural Research | 62,486 | - |
| Health and Human Services, Department of | Direct | | 1 R21 HD097663-01 | 93.865 | Child Health and Human Development Extramural Research | 24,223 | - |
| Health and Human Services, Department of | Direct | | 1 UH2 HD08797901-03 | 93.865 | Child Health and Human Development Extramural Research | 3,065 | - |
| Health and Human Services, Department of | Direct | | 3 P50 HD044406-15S1 | 93.865 | Child Health and Human Development Extramural Research | 29,359 | 21,601 |
| Health and Human Services, Department of | Direct | | 4 R01 HD015434-33 | 93.865 | Child Health and Human Development Extramural Research | (83,291) | - |
| Health and Human Services, Department of | Direct | | 4 R01 HD070950-05 | 93.865 | Child Health and Human Development Extramural Research | 12,348 | 13,381 |
| Health and Human Services, Department of | Direct | | 5 F30 HD088055-04 | 93.865 | Child Health and Human Development Extramural Research | 50,783 | - |
| Health and Human Services, Department of | Direct | | 5 F30 HD097961-02 | 93.865 | Child Health and Human Development Extramural Research | 36,032 | - |
| Health and Human Services, Department of | Direct | | 5 F31 HD094480-02 | 93.865 | Child Health and Human Development Extramural Research | 42,097 | - |
| Health and Human Services, Department of | Direct | | 5 F31 HD097830-02 | 93.865 | Child Health and Human Development Extramural Research | 28,469 | - |
| Health and Human Services, Department of | Direct | | 5 F32 HD088029-03 | 93.865 | Child Health and Human Development Extramural Research | 61,217 | - |
| Health and Human Services, Department of | Direct | | 5 F32 HD093145-03 | 93.865 | Child Health and Human Development Extramural Research | 59,859 | - |
| Health and Human Services, Department of | Direct | | 5 F32 HD095620-05 | 93.865 | Child Health and Human Development Extramural Research | 55,836 | - |
| Health and Human Services, Department of | Direct | | 5 K01 HD074706-05 | 93.865 | Child Health and Human Development Extramural Research | 85,687 | - |
| Health and Human Services, Department of | Direct | | 5 K01 HD079554-05 | 93.865 | Child Health and Human Development Extramural Research | 142,544 | - |
| Health and Human Services, Department of | Direct | | 5 K08 HD078506-04 | 93.865 | Child Health and Human Development Extramural Research | 113,070 | - |
| Health and Human Services, Department of | Direct | | 5 K12 HD028820-25 | 93.865 | Child Health and Human Development Extramural Research | (589) | - |
| Health and Human Services, Department of | Direct | | 5 K12 HD028820-27 | 93.865 | Child Health and Human Development Extramural Research | 440,489 | - |
| Health and Human Services, Department of | Direct | | 5 K12 HD065257-10 | 93.865 | Child Health and Human Development Extramural Research | 324,786 | - |
| Health and Human Services, Department of | Direct | | 5 K23 HD083527-04 | 93.865 | Child Health and Human Development Extramural Research | 174,537 | - |
| Health and Human Services, Department of | Direct | | 5 K23 HD084744-03 | 93.865 | Child Health and Human Development Extramural Research | 163,514 | - |
| Health and Human Services, Department of | Direct | | 5 K23 HD092626-03 | 93.865 | Child Health and Human Development Extramural Research | 173,990 | - |
| Health and Human Services, Department of | Direct | | 5 K23 HD093815-02 | 93.865 | Child Health and Human Development Extramural Research | 121,513 | - |
| Health and Human Services, Department of | Direct | | 5 P01 HD087155-04 | 93.865 | Child Health and Human Development Extramural Research | 1,071,574 | 68,877 |
| Health and Human Services, Department of | Direct | | 5 P2C HD041028-18 | 93.865 | Child Health and Human Development Extramural Research | 650,703 | - |
| Health and Human Services, Department of | Direct | | 5 R00 HD084758-05 | 93.865 | Child Health and Human Development Extramural Research | 322,918 | - |
| Health and Human Services, Department of | Direct | | 5 R01 DK041469-18 | 93.865 | Child Health and Human Development Extramural Research | 280,924 | - |
| Health and Human Services, Department of | Direct | | 5 R01 HD006656-41 | 93.865 | Child Health and Human Development Extramural Research | (9,339) | - |
| Health and Human Services, Department of | Direct | | 5 R01 HD015434-36 | 93.865 | Child Health and Human Development Extramural Research | 565,456 | - |
| Health and Human Services, Department of | Direct | | 5 R01 HD034283-23 | 93.865 | Child Health and Human Development Extramural Research | 607,536 | - |
| Health and Human Services, Department of | Direct | | 5 R01 HD041469-16 | 93.865 | Child Health and Human Development Extramural Research | 53,292 | - |
| Health and Human Services, Department of | Direct | | 5 R01 HD052646-09 | 93.865 | Child Health and Human Development Extramural Research | 126,713 | 26,596 |
| Health and Human Services, Department of | Direct | | 5 R01 HD052646-11 | 93.865 | Child Health and Human Development Extramural Research | 1,134,419 | - |
| Health and Human Services, Department of | Direct | | 5 R01 HD067184-05 | 93.865 | Child Health and Human Development Extramural Research | 41,274 | - |
| Health and Human Services, Department of | Direct | | 5 R01 HD069609-09 | 93.865 | Child Health and Human Development Extramural Research | 1,246,310 | - |
| Health and Human Services, Department of | Direct | | 5 R01 HD069702-09 | 93.865 | Child Health and Human Development Extramural Research | 422,818 | - |
| Health and Human Services, Department of | Direct | | 5 R01 HD073475-05 | 93.865 | Child Health and Human Development Extramural Research | 89,470 | - |

University of Michigan
Schedule of Expenditures of Federal Awards
For the Year Ended June 30, 2019

| Cluster Title/Federal Grantor/Program | Type | Pass-Through Grantor | Award Identifier | CFDA Number | CFDA Program Title | Federal Expenditures | Pass-Through |
|--|--------------|--|------------------------|-------------|--|----------------------|--------------|
| Health and Human Services, Department of | Direct | | 5 R01 HD074559-05 | 93.865 | Child Health and Human Development Extramural Research | 434,115 | |
| Health and Human Services, Department of | Direct | | 5 R01 HD075655- 05 | 93.865 | Child Health and Human Development Extramural Research | 130,918 | 95,660 |
| Health and Human Services, Department of | Direct | | 5 R01 HD075806-05 | 93.865 | Child Health and Human Development Extramural Research | 592,477 | 42,829 |
| Health and Human Services, Department of | Direct | | 5 R01 HD078131-04 | 93.865 | Child Health and Human Development Extramural Research | 527,618 | - |
| Health and Human Services, Department of | Direct | | 5 R01 HD078397-05 | 93.865 | Child Health and Human Development Extramural Research | 466,309 | 100,903 |
| Health and Human Services, Department of | Direct | | 5 R01 HD079467-03 | 93.865 | Child Health and Human Development Extramural Research | (2,443) | (53) |
| Health and Human Services, Department of | Direct | | 5 R01 HD081129-03 | 93.865 | Child Health and Human Development Extramural Research | 95,078 | 68,737 |
| Health and Human Services, Department of | Direct | | 5 R01 HD082122-05 | 93.865 | Child Health and Human Development Extramural Research | 622,037 | 401,772 |
| Health and Human Services, Department of | Direct | | 5 R01 HD084163-05 | 93.865 | Child Health and Human Development Extramural Research | 688,504 | - |
| Health and Human Services, Department of | Direct | | 5 R01 HD084526-04 | 93.865 | Child Health and Human Development Extramural Research | 540,680 | 62,378 |
| Health and Human Services, Department of | Direct | | 5 R01 HD084652-04 | 93.865 | Child Health and Human Development Extramural Research | 413,259 | 154,610 |
| Health and Human Services, Department of | Direct | | 5 R01 HD085233-05 | 93.865 | Child Health and Human Development Extramural Research | 1,282,790 | 1,082,173 |
| Health and Human Services, Department of | Direct | | 5 R01 HD086583-03 | 93.865 | Child Health and Human Development Extramural Research | 443,042 | 201,815 |
| Health and Human Services, Department of | Direct | | 5 R01 HD088506-04 | 93.865 | Child Health and Human Development Extramural Research | 381,139 | 103,588 |
| Health and Human Services, Department of | Direct | | 5 R01 HD088521-04 | 93.865 | Child Health and Human Development Extramural Research | 736,528 | - |
| Health and Human Services, Department of | Direct | | 5 R01 HD088638-03 | 93.865 | Child Health and Human Development Extramural Research | 615,190 | 76,200 |
| Health and Human Services, Department of | Direct | | 5 R01 HD088712-03 | 93.865 | Child Health and Human Development Extramural Research | 636,452 | 85,391 |
| Health and Human Services, Department of | Direct | | 5 R01 HD091323-02 | 93.865 | Child Health and Human Development Extramural Research | 115,231 | - |
| Health and Human Services, Department of | Direct | | 5 R01 HD092498-02 | 93.865 | Child Health and Human Development Extramural Research | 328,437 | - |
| Health and Human Services, Department of | Direct | | 5 R01 HD093450-02 | 93.865 | Child Health and Human Development Extramural Research | 535,088 | 297,265 |
| Health and Human Services, Department of | Direct | | 5 R01 HD093611-02 | 93.865 | Child Health and Human Development Extramural Research | 196,647 | - |
| Health and Human Services, Department of | Direct | | 5 R01 HD093733-02 | 93.865 | Child Health and Human Development Extramural Research | 312,121 | - |
| Health and Human Services, Department of | Direct | | 5 R01 HD094736-02 | 93.865 | Child Health and Human Development Extramural Research | 381,769 | - |
| Health and Human Services, Department of | Direct | | 5 R01 HD094954-02 | 93.865 | Child Health and Human Development Extramural Research | 180,666 | - |
| Health and Human Services, Department of | Direct | | 5 R01 HD095463-02 | 93.865 | Child Health and Human Development Extramural Research | 358,285 | - |
| Health and Human Services, Department of | Direct | | 5 R01 HD095920-02 | 93.865 | Child Health and Human Development Extramural Research | 157,753 | - |
| Health and Human Services, Department of | Direct | | 5 R01 HD096277-02 | 93.865 | Child Health and Human Development Extramural Research | 280,472 | - |
| Health and Human Services, Department of | Direct | | 5 R01 HD093626-02 | 93.865 | Child Health and Human Development Extramural Research | 343,979 | 5,858 |
| Health and Human Services, Department of | Direct | | 5 R03 HD083397-02 | 93.865 | Child Health and Human Development Extramural Research | 37,106 | - |
| Health and Human Services, Department of | Direct | | 5 R03 HD086301-02 | 93.865 | Child Health and Human Development Extramural Research | 37,710 | 18,915 |
| Health and Human Services, Department of | Direct | | 5 R03 HD087520-02 | 93.865 | Child Health and Human Development Extramural Research | 14,712 | - |
| Health and Human Services, Department of | Direct | | 5 R03 HD091480-02 | 93.865 | Child Health and Human Development Extramural Research | 41,132 | - |
| Health and Human Services, Department of | Direct | | 5 R03 HD092639-02 | 93.865 | Child Health and Human Development Extramural Research | 40,632 | - |
| Health and Human Services, Department of | Direct | | 5 R03 HD092855-02 | 93.865 | Child Health and Human Development Extramural Research | 84,492 | - |
| Health and Human Services, Department of | Direct | | 5 R03 HD093876-02 | 93.865 | Child Health and Human Development Extramural Research | 29,565 | - |
| Health and Human Services, Department of | Direct | | 5 R03 HD094077-02 | 93.865 | Child Health and Human Development Extramural Research | 75,027 | - |
| Health and Human Services, Department of | Direct | | 5 R03 HD095717-02 | 93.865 | Child Health and Human Development Extramural Research | 29,613 | 3,918 |
| Health and Human Services, Department of | Direct | | 5 R21 HD079908-02 | 93.865 | Child Health and Human Development Extramural Research | (3,772) | - |
| Health and Human Services, Department of | Direct | | 5 R21 HD083409-02 | 93.865 | Child Health and Human Development Extramural Research | (5) | - |
| Health and Human Services, Department of | Direct | | 5 R21 HD086696-02 | 93.865 | Child Health and Human Development Extramural Research | 16,737 | - |
| Health and Human Services, Department of | Direct | | 5 R21 HD087071-02 | 93.865 | Child Health and Human Development Extramural Research | 85,634 | - |
| Health and Human Services, Department of | Direct | | 5 R21 HD087840-02 | 93.865 | Child Health and Human Development Extramural Research | 72,299 | - |
| Health and Human Services, Department of | Direct | | 5 R21 HD087881-02 | 93.865 | Child Health and Human Development Extramural Research | 29,480 | - |
| Health and Human Services, Department of | Direct | | 5 R21 HD090366-02 | 93.865 | Child Health and Human Development Extramural Research | 185,935 | - |
| Health and Human Services, Department of | Direct | | 5 R21 HD090371-02 | 93.865 | Child Health and Human Development Extramural Research | 234,871 | 19,765 |
| Health and Human Services, Department of | Direct | | 5 R21 HD090567-02 | 93.865 | Child Health and Human Development Extramural Research | 238,975 | - |
| Health and Human Services, Department of | Direct | | 5 R21 HD092526-02 | 93.865 | Child Health and Human Development Extramural Research | 184,654 | - |
| Health and Human Services, Department of | Direct | | 5 R21 HD092614-02 | 93.865 | Child Health and Human Development Extramural Research | 241,700 | - |
| Health and Human Services, Department of | Direct | | 5 R21 HD093835-02 | 93.865 | Child Health and Human Development Extramural Research | 156,201 | - |
| Health and Human Services, Department of | Direct | | 5 R21 HD096251-02 | 93.865 | Child Health and Human Development Extramural Research | 171,197 | - |
| Health and Human Services, Department of | Direct | | 5 R24 HD087149-03 | 93.865 | Child Health and Human Development Extramural Research | 822,960 | 152,591 |
| Health and Human Services, Department of | Direct | | 5 R25 HD078226-05 | 93.865 | Child Health and Human Development Extramural Research | 130,667 | - |
| Health and Human Services, Department of | Direct | | 5 R25 HD082971-05 | 93.865 | Child Health and Human Development Extramural Research | 250,266 | 95,534 |
| Health and Human Services, Department of | Direct | | 5 R25 HD083146-04 | 93.865 | Child Health and Human Development Extramural Research | 198,117 | 22,294 |
| Health and Human Services, Department of | Direct | | 5 R25 HD084385-04 | 93.865 | Child Health and Human Development Extramural Research | 160,895 | - |
| Health and Human Services, Department of | Direct | | 5 R37 HD034860-23 | 93.865 | Child Health and Human Development Extramural Research | 712,811 | - |
| Health and Human Services, Department of | Direct | | 5 U24 HD048404-15 | 93.865 | Child Health and Human Development Extramural Research | 746,811 | - |
| Health and Human Services, Department of | Direct | | 5 UH3 HD087979-05 | 93.865 | Child Health and Human Development Extramural Research | 583,621 | - |
| Health and Human Services, Department of | Direct | | 5R03HD092609-02 | 93.865 | Child Health and Human Development Extramural Research | 81,158 | - |
| Health and Human Services, Department of | Direct | | 7 K01 HD071949-05 | 93.865 | Child Health and Human Development Extramural Research | (32,604) | - |
| Health and Human Services, Department of | Direct | | T32 HD007109 | 93.865 | Child Health and Human Development Extramural Research | 310,045 | - |
| Health and Human Services, Department of | Direct | | T32 HD007339 | 93.865 | Child Health and Human Development Extramural Research | 538,036 | - |
| Health and Human Services, Department of | Direct | | T32 HD007505 | 93.865 | Child Health and Human Development Extramural Research | 302,100 | - |
| Health and Human Services, Department of | Direct | | T32 HD079342 | 93.865 | Child Health and Human Development Extramural Research | 177,130 | - |
| Health and Human Services, Department of | Direct | | T32 HD079342 | 93.865 | Child Health and Human Development Extramural Research | 8,909 | - |
| Health and Human Services, Department of | Direct | | T32 HD079350 | 93.865 | Child Health and Human Development Extramural Research | 256,215 | - |
| Health and Human Services, Department of | Pass-Through | Albert Einstein College of Medicine, Inc., | 310897 | 93.865 | Child Health and Human Development Extramural Research | 51,870 | - |
| Health and Human Services, Department of | Pass-Through | Albert Einstein College of Medicine, Inc., | 310897 | 93.865 | Child Health and Human Development Extramural Research | 300 | - |
| Health and Human Services, Department of | Pass-Through | Ann and Robert H. Lurie Children's Hospital of Chicago | Subaward No. 901548-UM | 93.865 | Child Health and Human Development Extramural Research | 174,742 | - |
| Health and Human Services, Department of | Pass-Through | Bowling Green State University | 10008712-UMICH | 93.865 | Child Health and Human Development Extramural Research | 125,144 | - |
| Health and Human Services, Department of | Pass-Through | Brandeis University | 403519 | 93.865 | Child Health and Human Development Extramural Research | 162,052 | - |
| Health and Human Services, Department of | Pass-Through | Brown University | 00001324 | 93.865 | Child Health and Human Development Extramural Research | 9,583 | - |

University of Michigan
Schedule of Expenditures of Federal Awards
For the Year Ended June 30, 2019

| Cluster Title/Federal Grantor/Program | Type | Pass-Through Grantor | Award Identifier | CFDA Number | CFDA Program Title | Federal Expenditures | Pass-Through |
|--|--------------|--|--------------------------------|-------------|--|----------------------|--------------|
| Health and Human Services, Department of | Pass-Through | California Polytechnic State University | 2019-7-58223 | 93.865 | Child Health and Human Development Extramural Research | 40,043 | - |
| Health and Human Services, Department of | Pass-Through | Central Michigan University | F63376 | 93.865 | Child Health and Human Development Extramural Research | 32,994 | - |
| Health and Human Services, Department of | Pass-Through | Children's Research Institute | 30004900-04 | 93.865 | Child Health and Human Development Extramural Research | 1,582 | - |
| Health and Human Services, Department of | Pass-Through | Cornell University | 83328-11165 | 93.865 | Child Health and Human Development Extramural Research | 47,106 | - |
| Health and Human Services, Department of | Pass-Through | Duke University | 203-6211 | 93.865 | Child Health and Human Development Extramural Research | 112,759 | - |
| Health and Human Services, Department of | Pass-Through | Eastern Michigan University | R70507-3215 | 93.865 | Child Health and Human Development Extramural Research | 222,674 | - |
| Health and Human Services, Department of | Pass-Through | Emory University | T502357 | 93.865 | Child Health and Human Development Extramural Research | 7,014 | - |
| Health and Human Services, Department of | Pass-Through | Emory University | T852991 | 93.865 | Child Health and Human Development Extramural Research | 61,662 | - |
| Health and Human Services, Department of | Pass-Through | Florida State University | R01930 | 93.865 | Child Health and Human Development Extramural Research | (57) | - |
| Health and Human Services, Department of | Pass-Through | Florida State University | R02030 | 93.865 | Child Health and Human Development Extramural Research | 11,433 | - |
| Health and Human Services, Department of | Pass-Through | George Washington University | 17-M102 | 93.865 | Child Health and Human Development Extramural Research | 19,450 | - |
| Health and Human Services, Department of | Pass-Through | Georgia Technology Research Corporation | RJ381-G1 | 93.865 | Child Health and Human Development Extramural Research | 32,284 | - |
| Health and Human Services, Department of | Pass-Through | Indiana University | IN4381950UM | 93.865 | Child Health and Human Development Extramural Research | (279) | - |
| Health and Human Services, Department of | Pass-Through | Johns Hopkins University | JHU Checklist# 5957, Task Orde | 93.865 | Child Health and Human Development Extramural Research | 390,512 | - |
| Health and Human Services, Department of | Pass-Through | Johns Hopkins University | JHU Checklist# 5957, Task Orde | 93.865 | Child Health and Human Development Extramural Research | 121,195 | - |
| Health and Human Services, Department of | Pass-Through | Johns Hopkins University | Task Order #5 | 93.865 | Child Health and Human Development Extramural Research | 232,163 | - |
| Health and Human Services, Department of | Pass-Through | Massachusetts General Hospital | 233249 | 93.865 | Child Health and Human Development Extramural Research | 138,781 | - |
| Health and Human Services, Department of | Pass-Through | Mayo Clinic | THE-208735 | 93.865 | Child Health and Human Development Extramural Research | 23,452 | - |
| Health and Human Services, Department of | Pass-Through | Medical University of South Carolina | MUSC17-038-8B465 | 93.865 | Child Health and Human Development Extramural Research | 2,938 | - |
| Health and Human Services, Department of | Pass-Through | Michigan State University | RC106674B | 93.865 | Child Health and Human Development Extramural Research | 336,489 | - |
| Health and Human Services, Department of | Pass-Through | Michigan State University | RC106691C | 93.865 | Child Health and Human Development Extramural Research | 172,287 | - |
| Health and Human Services, Department of | Pass-Through | Michigan State University | RC107642UM | 93.865 | Child Health and Human Development Extramural Research | 442,192 | - |
| Health and Human Services, Department of | Pass-Through | Michigan State University | RC109029UM | 93.865 | Child Health and Human Development Extramural Research | 1,840 | - |
| Health and Human Services, Department of | Pass-Through | Michigan State University | RC109180UM | 93.865 | Child Health and Human Development Extramural Research | 2,484 | - |
| Health and Human Services, Department of | Pass-Through | Michigan State University | RC109609UM | 93.865 | Child Health and Human Development Extramural Research | 1,552 | - |
| Health and Human Services, Department of | Pass-Through | Pennsylvania State University | 5469-UM-DIHHS-0659 | 93.865 | Child Health and Human Development Extramural Research | 194,652 | - |
| Health and Human Services, Department of | Pass-Through | Princeton University | SUB0000060 | 93.865 | Child Health and Human Development Extramural Research | 60,624 | - |
| Health and Human Services, Department of | Pass-Through | Tulane University | TUL-HSC-554777-16/17 | 93.865 | Child Health and Human Development Extramural Research | 21,310 | - |
| Health and Human Services, Department of | Pass-Through | Tulane University | TUL-HSC-556514-18/19 Year 4 | 93.865 | Child Health and Human Development Extramural Research | 31,316 | - |
| Health and Human Services, Department of | Pass-Through | University of Alabama at Birmingham (UAB) | 000509380-SP004-002 | 93.865 | Child Health and Human Development Extramural Research | 4 | - |
| Health and Human Services, Department of | Pass-Through | University of California - Irvine | 2017-3508 | 93.865 | Child Health and Human Development Extramural Research | 1,211,938 | - |
| Health and Human Services, Department of | Pass-Through | University of California - Los Angeles | 1920 G RA109 | 93.865 | Child Health and Human Development Extramural Research | (86) | - |
| Health and Human Services, Department of | Pass-Through | University of California - San Francisco | 9564sc | 93.865 | Child Health and Human Development Extramural Research | 45,385 | - |
| Health and Human Services, Department of | Pass-Through | University of Colorado | FY14.613.006 | 93.865 | Child Health and Human Development Extramural Research | 3,131 | - |
| Health and Human Services, Department of | Pass-Through | University of Denver | SC37627-01-00 | 93.865 | Child Health and Human Development Extramural Research | 52,006 | - |
| Health and Human Services, Department of | Pass-Through | University of Florida, The | SUB000001724 | 93.865 | Child Health and Human Development Extramural Research | 91,564 | - |
| Health and Human Services, Department of | Pass-Through | University of Maryland, The | 70933-20191201 | 93.865 | Child Health and Human Development Extramural Research | 26,166 | - |
| Health and Human Services, Department of | Pass-Through | University of Minnesota | H004209501 | 93.865 | Child Health and Human Development Extramural Research | 49,463 | - |
| Health and Human Services, Department of | Pass-Through | University of Minnesota | P006823101 | 93.865 | Child Health and Human Development Extramural Research | 105,762 | - |
| Health and Human Services, Department of | Pass-Through | University of Minnesota | P006823101 | 93.865 | Child Health and Human Development Extramural Research | 50,952 | - |
| Health and Human Services, Department of | Pass-Through | University of North Carolina at Chapel Hill | 5105611 | 93.865 | Child Health and Human Development Extramural Research | (13,790) | - |
| Health and Human Services, Department of | Pass-Through | University of North Carolina at Chapel Hill | 5107710 | 93.865 | Child Health and Human Development Extramural Research | 128,856 | 157,080 |
| Health and Human Services, Department of | Pass-Through | University of North Carolina at Chapel Hill | 5108802 | 93.865 | Child Health and Human Development Extramural Research | (73,498) | - |
| Health and Human Services, Department of | Pass-Through | University of North Carolina at Chapel Hill | 5110652 | 93.865 | Child Health and Human Development Extramural Research | 569,157 | - |
| Health and Human Services, Department of | Pass-Through | University of North Carolina at Chapel Hill | 5111112 | 93.865 | Child Health and Human Development Extramural Research | 963,606 | 364,377 |
| Health and Human Services, Department of | Pass-Through | University of North Carolina at Chapel Hill | 5113151 | 93.865 | Child Health and Human Development Extramural Research | 21,430 | - |
| Health and Human Services, Department of | Pass-Through | University of Pittsburgh | 2639 | 93.865 | Child Health and Human Development Extramural Research | 112,567 | - |
| Health and Human Services, Department of | Pass-Through | University of South Carolina | 17-3195/13580-FB41 | 93.865 | Child Health and Human Development Extramural Research | 14,578 | - |
| Health and Human Services, Department of | Pass-Through | University of Texas Medical Branch at Galveston (UTMB) | 17-069 | 93.865 | Child Health and Human Development Extramural Research | 2,496 | - |
| Health and Human Services, Department of | Pass-Through | University of Texas Medical Branch at Galveston (UTMB) | 17-072 | 93.865 | Child Health and Human Development Extramural Research | (2,663) | - |
| Health and Human Services, Department of | Pass-Through | University of Texas Medical Branch at Galveston (UTMB) | 18-83439-09 | 93.865 | Child Health and Human Development Extramural Research | 215,633 | - |
| Health and Human Services, Department of | Pass-Through | University of Texas Southwestern Medical Center | GMO 161107 | 93.865 | Child Health and Human Development Extramural Research | (28,103) | - |
| Health and Human Services, Department of | Pass-Through | University of Texas Southwestern Medical Center | GMO 16117 PO#00000735C | 93.865 | Child Health and Human Development Extramural Research | 61,609 | - |
| Health and Human Services, Department of | Pass-Through | University of Utah | 10036366-05 PO U000146236 | 93.865 | Child Health and Human Development Extramural Research | 14,815 | - |
| Health and Human Services, Department of | Pass-Through | University of Utah | 10041755-01 | 93.865 | Child Health and Human Development Extramural Research | 29,521 | - |
| Health and Human Services, Department of | Pass-Through | University of Virginia | GB10015 154834 | 93.865 | Child Health and Human Development Extramural Research | 322,104 | - |
| Health and Human Services, Department of | Pass-Through | University of Washington | UWSC10068 | 93.865 | Child Health and Human Development Extramural Research | 26,682 | - |
| Health and Human Services, Department of | Pass-Through | Washington University in St. Louis | WU-14-232 | 93.865 | Child Health and Human Development Extramural Research | 240 | - |
| | | | | | | \$ | |
| | | | | | | \$ | |
| Health and Human Services, Department of | Direct | | 1 R01 AG058717-01A1 | 93.866 | Aging Research | 36,478 | \$ - |
| Health and Human Services, Department of | Direct | | 1 R01 AG060936-01 | 93.866 | Aging Research | 8,399 | - |
| Health and Human Services, Department of | Direct | | 1 R01 AG062477-01 | 93.866 | Aging Research | 3,138 | - |
| Health and Human Services, Department of | Direct | | 1 R01 AG063371 01 | 93.866 | Aging Research | 63,580 | - |
| Health and Human Services, Department of | Direct | | 1 R03 AG057838-02 | 93.866 | Aging Research | 65,855 | - |
| Health and Human Services, Department of | Direct | | 1 R03 AG063222-01 | 93.866 | Aging Research | 19,005 | - |
| Health and Human Services, Department of | Direct | | 1 R21 AG053561-01 | 93.866 | Aging Research | 27,839 | - |
| Health and Human Services, Department of | Direct | | 1 R21 AG054818-01A1 | 93.866 | Aging Research | 165,585 | 9,537 |
| Health and Human Services, Department of | Direct | | 1 R21 AG058862-01A1 | 93.866 | Aging Research | 51,870 | - |
| Health and Human Services, Department of | Direct | | 1 R21 AG061839-01A1 | 93.866 | Aging Research | 53,300 | - |
| Health and Human Services, Department of | Direct | | 1 R21 AG062844-01 | 93.866 | Aging Research | 581 | - |
| Health and Human Services, Department of | Direct | | 1 R56 AG059576-01 | 93.866 | Aging Research | 301,673 | - |
| Health and Human Services, Department of | Direct | | 1 R56 AG062225-01 | 93.866 | Aging Research | 184,163 | - |
| Health and Human Services, Department of | Direct | | 1 RF0 AG057540-01 | 93.866 | Aging Research | 940,395 | 144,365 |

University of Michigan
Schedule of Expenditures of Federal Awards
For the Year Ended June 30, 2019

| Cluster Title/Federal Grantor/Program | Type | Pass-Through Grantor | Award Identifier | CFDA Number | CFDA Program Title | Federal Expenditures | Pass-Through |
|--|--------|----------------------|---------------------|-------------|--------------------|----------------------|--------------|
| Health and Human Services, Department of | Direct | | 1 RF1 AG051710-01 | 93.866 | Aging Research | 381,889 | 171,614 |
| Health and Human Services, Department of | Direct | | 1 RF1 AG057928-01 | 93.866 | Aging Research | 666,628 | - |
| Health and Human Services, Department of | Direct | | 1 RF1 AG059723-01 | 93.866 | Aging Research | 54,553 | - |
| Health and Human Services, Department of | Direct | | 1R01AG058724-02 | 93.866 | Aging Research | 260,555 | - |
| Health and Human Services, Department of | Direct | | 2 R01 AG010026-25 | 93.866 | Aging Research | 4,598 | - |
| Health and Human Services, Department of | Direct | | 2 R01 AG030593 11 | 93.866 | Aging Research | 214,772 | - |
| Health and Human Services, Department of | Direct | | 3 U01 AG022303-15S1 | 93.866 | Aging Research | 1,170,323 | - |
| Health and Human Services, Department of | Direct | | 4 P01 AG029409-10 | 93.866 | Aging Research | 1,830,570 | 1,271,907 |
| Health and Human Services, Department of | Direct | | 4 P30 AG015281-20 | 93.866 | Aging Research | 57,903 | 35,421 |
| Health and Human Services, Department of | Direct | | 5 F31 AG057205-02 | 93.866 | Aging Research | 40,314 | - |
| Health and Human Services, Department of | Direct | | 5 F31 AG060663-02 | 93.866 | Aging Research | 31,787 | - |
| Health and Human Services, Department of | Direct | | 5 F32 AG052320-03 | 93.866 | Aging Research | (9,311) | - |
| Health and Human Services, Department of | Direct | | 5 F32 AG059362-02 | 93.866 | Aging Research | 60,251 | - |
| Health and Human Services, Department of | Direct | | 5 K01 AG050706-04 | 93.866 | Aging Research | 117,624 | - |
| Health and Human Services, Department of | Direct | | 5 K01 AG054615-03 | 93.866 | Aging Research | 115,924 | - |
| Health and Human Services, Department of | Direct | | 5 K01 AG056557-03 | 93.866 | Aging Research | 127,066 | - |
| Health and Human Services, Department of | Direct | | 5 K01 AG057833-02 | 93.866 | Aging Research | 104,939 | - |
| Health and Human Services, Department of | Direct | | 5 K01 AG059829-02 | 93.866 | Aging Research | 95,430 | - |
| Health and Human Services, Department of | Direct | | 5 K01AG057820-02 | 93.866 | Aging Research | 99,947 | - |
| Health and Human Services, Department of | Direct | | 5 K07 AG050096-05 | 93.866 | Aging Research | 137,296 | - |
| Health and Human Services, Department of | Direct | | 5 K08 AG047252-05 | 93.866 | Aging Research | 201,219 | - |
| Health and Human Services, Department of | Direct | | 5 K08 AG048321-04 | 93.866 | Aging Research | (107,779) | - |
| Health and Human Services, Department of | Direct | | 5 K08 AG049684-04 | 93.866 | Aging Research | 143,734 | - |
| Health and Human Services, Department of | Direct | | 5 K08 AG056591-03 | 93.866 | Aging Research | 167,908 | - |
| Health and Human Services, Department of | Direct | | 5 K23 AG056638-03 | 93.866 | Aging Research | 141,582 | - |
| Health and Human Services, Department of | Direct | | 5 K23 AG059890 02 | 93.866 | Aging Research | 102,896 | - |
| Health and Human Services, Department of | Direct | | 5 K24 AG050685-05 | 93.866 | Aging Research | 175,843 | - |
| Health and Human Services, Department of | Direct | | 5 K99 AG056599-02 | 93.866 | Aging Research | 160,945 | - |
| Health and Human Services, Department of | Direct | | 5 P01 AG051442-04 | 93.866 | Aging Research | 1,961,336 | 1,242,785 |
| Health and Human Services, Department of | Direct | | 5 P30 AG012846-25 | 93.866 | Aging Research | 948,383 | 96,100 |
| Health and Human Services, Department of | Direct | | 5 P30 AG015281-22 | 93.866 | Aging Research | 502,545 | 180,248 |
| Health and Human Services, Department of | Direct | | 5 P30 AG024824-15 | 93.866 | Aging Research | 945,670 | 18,308 |
| Health and Human Services, Department of | Direct | | 5 P30 AG053760-04S1 | 93.866 | Aging Research | 1,942,073 | 89,722 |
| Health and Human Services, Department of | Direct | | 5 P30 AG059300-02 | 93.866 | Aging Research | 420,009 | 103,494 |
| Health and Human Services, Department of | Direct | | 5 R00 AG045200-05 | 93.866 | Aging Research | 156,799 | - |
| Health and Human Services, Department of | Direct | | 5 R00 AG047963-05 | 93.866 | Aging Research | 285,011 | 247,253 |
| Health and Human Services, Department of | Direct | | 5 R01 AG028516-10 | 93.866 | Aging Research | 35,560 | - |
| Health and Human Services, Department of | Direct | | 5 R01 AG030593-10S1 | 93.866 | Aging Research | 96,387 | - |
| Health and Human Services, Department of | Direct | | 5 R01 AG039434-07 | 93.866 | Aging Research | 182,984 | - |
| Health and Human Services, Department of | Direct | | 5 R01 AG040213-09 | 93.866 | Aging Research | 2,947,097 | - |
| Health and Human Services, Department of | Direct | | 5 R01 AG040635-04 | 93.866 | Aging Research | 1,301 | - |
| Health and Human Services, Department of | Direct | | 5 R01 AG041780-05 | 93.866 | Aging Research | (7,122) | - |
| Health and Human Services, Department of | Direct | | 5 R01 AG045423-05 | 93.866 | Aging Research | 140,483 | - |
| Health and Human Services, Department of | Direct | | 5 R01 AG047167-03 | 93.866 | Aging Research | 20,888 | - |
| Health and Human Services, Department of | Direct | | 5 R01 AG047178-05 | 93.866 | Aging Research | 365,482 | 23,108 |
| Health and Human Services, Department of | Direct | | 5 R01 AG047203-04 | 93.866 | Aging Research | 546,004 | 94,384 |
| Health and Human Services, Department of | Direct | | 5 R01 AG047932-05 | 93.866 | Aging Research | 579,207 | 25,815 |
| Health and Human Services, Department of | Direct | | 5 R01 AG048072-05 | 93.866 | Aging Research | 207,565 | - |
| Health and Human Services, Department of | Direct | | 5 R01 AG04871-05 | 93.866 | Aging Research | 659,455 | - |
| Health and Human Services, Department of | Direct | | 5 R01 AG049624-05 | 93.866 | Aging Research | 301,873 | - |
| Health and Human Services, Department of | Direct | | 5 R01 AG049634-03 | 93.866 | Aging Research | 57,342 | 15,088 |
| Health and Human Services, Department of | Direct | | 5 R01 AG049716-04 | 93.866 | Aging Research | 316,506 | 123,990 |
| Health and Human Services, Department of | Direct | | 5 R01 AG050509-05 | 93.866 | Aging Research | 419,895 | 66,393 |
| Health and Human Services, Department of | Direct | | 5 R01 AG050523-04 | 93.866 | Aging Research | 412,802 | - |
| Health and Human Services, Department of | Direct | | 5 R01 AG050676-04 | 93.866 | Aging Research | 616,856 | 365,700 |
| Health and Human Services, Department of | Direct | | 5 R01 AG051142-04S1 | 93.866 | Aging Research | 970,505 | - |
| Health and Human Services, Department of | Direct | | 5 R01 AG051439-05 | 93.866 | Aging Research | 473,577 | - |
| Health and Human Services, Department of | Direct | | 5 R01 AG051649-04 | 93.866 | Aging Research | 379,525 | - |
| Health and Human Services, Department of | Direct | | 5 R01 AG051827-04 | 93.866 | Aging Research | 816,327 | 112,244 |
| Health and Human Services, Department of | Direct | | 5 R01 AG051849-04 | 93.866 | Aging Research | 420,992 | - |
| Health and Human Services, Department of | Direct | | 5 R01 AG052934-04 | 93.866 | Aging Research | 407,833 | - |
| Health and Human Services, Department of | Direct | | 5 R01 AG054371-04 | 93.866 | Aging Research | 1,167,681 | - |
| Health and Human Services, Department of | Direct | | 5 R01 AG054835-03 | 93.866 | Aging Research | 360,990 | - |
| Health and Human Services, Department of | Direct | | 5 R01 AG055406-03 | 93.866 | Aging Research | 450,936 | 43,785 |
| Health and Human Services, Department of | Direct | | 5 R01 AG056407-02 | 93.866 | Aging Research | 539,110 | 48,261 |
| Health and Human Services, Department of | Direct | | 5 R01 AG057510-02 | 93.866 | Aging Research | 207,513 | - |
| Health and Human Services, Department of | Direct | | 5 R01 AG057701-02 | 93.866 | Aging Research | 158,106 | 16,400 |
| Health and Human Services, Department of | Direct | | 5 R01 AG058599-02 | 93.866 | Aging Research | 149,028 | 23,003 |
| Health and Human Services, Department of | Direct | | 5 R01 AG059583-02 | 93.866 | Aging Research | 318,747 | - |
| Health and Human Services, Department of | Direct | | 5 R01 AG059733-02 | 93.866 | Aging Research | 171,351 | - |
| Health and Human Services, Department of | Direct | | 5 R01 AG059743-02 | 93.866 | Aging Research | 248,795 | 66,654 |
| Health and Human Services, Department of | Direct | | 5 R01AG045136-05 | 93.866 | Aging Research | (37,554) | - |
| Health and Human Services, Department of | Direct | | 5 R01AG048934-04 | 93.866 | Aging Research | 360,092 | - |
| Health and Human Services, Department of | Direct | | 5 R01AG059823-02 | 93.866 | Aging Research | 108,494 | 84,363 |
| Health and Human Services, Department of | Direct | | 5 R03 AG047860-02 | 93.866 | Aging Research | (29,914) | - |
| Health and Human Services, Department of | Direct | | 5 R03 AG060404-02 | 93.866 | Aging Research | 88,828 | - |

University of Michigan
Schedule of Expenditures of Federal Awards
For the Year Ended June 30, 2019

| Cluster Title/Federal Grantor/Program | Type | Pass-Through Grantor | Award Identifier | CFDA Number | CFDA Program Title | Federal Expenditures | Pass-Through |
|--|--------------|--|--------------------------------|-------------|--------------------|----------------------|--------------|
| Health and Human Services, Department of | Direct | | 5 R21 AG047931-02 | 93.866 | Aging Research | (383) | - |
| Health and Human Services, Department of | Direct | | 5 R21 AG048500-02 | 93.866 | Aging Research | (2,609) | - |
| Health and Human Services, Department of | Direct | | 5 R21 AG052709-02 | 93.866 | Aging Research | 87,093 | - |
| Health and Human Services, Department of | Direct | | 5 R21 AG053186-02 | 93.866 | Aging Research | 76,954 | - |
| Health and Human Services, Department of | Direct | | 5 R21 AG055090-02 | 93.866 | Aging Research | 177,114 | 36,868 |
| Health and Human Services, Department of | Direct | | 5 R21 AG055379-02 | 93.866 | Aging Research | 153,902 | - |
| Health and Human Services, Department of | Direct | | 5 R21 AG056912-05 | 93.866 | Aging Research | 229,324 | 27,049 |
| Health and Human Services, Department of | Direct | | 5 R21 AG059117-02 | 93.866 | Aging Research | 168,383 | - |
| Health and Human Services, Department of | Direct | | 5 R21 AG060277-02 | 93.866 | Aging Research | 78,438 | - |
| Health and Human Services, Department of | Direct | | 5 R21AG055863-02 | 93.866 | Aging Research | 283,738 | - |
| Health and Human Services, Department of | Direct | | 5 R24 AG045061-05 | 93.866 | Aging Research | 276,175 | 166,956 |
| Health and Human Services, Department of | Direct | | 5 R25 AG053227-04 | 93.866 | Aging Research | 129,908 | - |
| Health and Human Services, Department of | Direct | | 5 U01 AG009740-28S1 | 93.866 | Aging Research | (306,520) | - |
| Health and Human Services, Department of | Direct | | 5 U01 AG009740-30 | 93.866 | Aging Research | 22,872,496 | 4,584,438 |
| Health and Human Services, Department of | Direct | | 5 U01 AG012495-25 | 93.866 | Aging Research | 1,120,928 | 55,027 |
| Health and Human Services, Department of | Direct | | 5 U01 AG017719-19 | 93.866 | Aging Research | 961,758 | 94,438 |
| Health and Human Services, Department of | Direct | | 5 U01 AG057562-02 | 93.866 | Aging Research | 441,832 | - |
| Health and Human Services, Department of | Direct | | 5 U01 AG058499-02 | 93.866 | Aging Research | 425,135 | 50,367 |
| Health and Human Services, Department of | Direct | | 5 U01NR004061-24 | 93.866 | Aging Research | 296,611 | - |
| Health and Human Services, Department of | Direct | | 5 U24 AG056918-03 | 93.866 | Aging Research | 1,005,539 | - |
| Health and Human Services, Department of | Direct | | 5R03AG060073-02 | 93.866 | Aging Research | 33,717 | - |
| Health and Human Services, Department of | Direct | | 7 R01 AG028082-10 | 93.866 | Aging Research | 62,069 | - |
| Health and Human Services, Department of | Direct | | T32 AG000114 | 93.866 | Aging Research | 419,034 | - |
| Health and Human Services, Department of | Direct | | T32 AG000221 | 93.866 | Aging Research | 583,678 | - |
| Health and Human Services, Department of | Direct | | T32 AG027708 | 93.866 | Aging Research | 49,323 | - |
| Health and Human Services, Department of | Pass-Through | Banner Health | 0435-02-71283 | 93.866 | Aging Research | 15,032 | - |
| Health and Human Services, Department of | Pass-Through | Banner Health | No. 0435-02-61926 | 93.866 | Aging Research | 95,725 | - |
| Health and Human Services, Department of | Pass-Through | Boston University | 4500002967 | 93.866 | Aging Research | 8,301 | - |
| Health and Human Services, Department of | Pass-Through | Brigham and Women's Hospital | 111014 | 93.866 | Aging Research | 128,782 | - |
| Health and Human Services, Department of | Pass-Through | Brigham and Women's Hospital | 113049 | 93.866 | Aging Research | 147,136 | - |
| Health and Human Services, Department of | Pass-Through | Brigham and Women's Hospital | 115359 | 93.866 | Aging Research | 16,954 | - |
| Health and Human Services, Department of | Pass-Through | Brigham and Women's Hospital | 120036 | 93.866 | Aging Research | 32,061 | - |
| Health and Human Services, Department of | Pass-Through | Brigham and Women's Hospital | 120037 | 93.866 | Aging Research | 19,014 | - |
| Health and Human Services, Department of | Pass-Through | Brigham and Women's Hospital | CA for STRIDE Protocol | 93.866 | Aging Research | 40,860 | - |
| Health and Human Services, Department of | Pass-Through | California Pacific Medical Center | 280201018-S232 | 93.866 | Aging Research | 232,306 | - |
| Health and Human Services, Department of | Pass-Through | Columbia University | 1(GG012904-01) | 93.866 | Aging Research | 18,634 | - |
| Health and Human Services, Department of | Pass-Through | Columbia University | 1(GG012967-01) | 93.866 | Aging Research | 187,874 | - |
| Health and Human Services, Department of | Pass-Through | Columbia University | 2(GG012967-02) | 93.866 | Aging Research | 85,681 | - |
| Health and Human Services, Department of | Pass-Through | Dartmouth College | R1012 - Core B | 93.866 | Aging Research | (8,295) | - |
| Health and Human Services, Department of | Pass-Through | Dartmouth College | R1013 - Project 1 | 93.866 | Aging Research | (8,205) | - |
| Health and Human Services, Department of | Pass-Through | Dartmouth College | R1014 - Project 2 | 93.866 | Aging Research | (2,765) | - |
| Health and Human Services, Department of | Pass-Through | Dartmouth College | R1076 | 93.866 | Aging Research | 129,111 | - |
| Health and Human Services, Department of | Pass-Through | Dartmouth College | R1076 | 93.866 | Aging Research | 41,057 | - |
| Health and Human Services, Department of | Pass-Through | Dartmouth College | R1138 | 93.866 | Aging Research | 7,449 | - |
| Health and Human Services, Department of | Pass-Through | Dartmouth College | R1160 | 93.866 | Aging Research | 68,523 | - |
| Health and Human Services, Department of | Pass-Through | Dartmouth College | R143 | 93.866 | Aging Research | (25,176) | - |
| Health and Human Services, Department of | Pass-Through | Indiana University | IN4683234UM | 93.866 | Aging Research | 19,310 | - |
| Health and Human Services, Department of | Pass-Through | Indiana University | IN4683237MICH PO#2299375 | 93.866 | Aging Research | 72,314 | - |
| Health and Human Services, Department of | Pass-Through | Johns Hopkins University | 2002394114 | 93.866 | Aging Research | 185,621 | - |
| Health and Human Services, Department of | Pass-Through | Johns Hopkins University | 2003150570 | 93.866 | Aging Research | 21,740 | - |
| Health and Human Services, Department of | Pass-Through | Johns Hopkins University | 2003318486 | 93.866 | Aging Research | (37,092) | - |
| Health and Human Services, Department of | Pass-Through | Johns Hopkins University | 2003889369 | 93.866 | Aging Research | 14,442 | - |
| Health and Human Services, Department of | Pass-Through | Keck School of Medicine of USC University of Southern California | 111265871 | 93.866 | Aging Research | 53,688 | - |
| Health and Human Services, Department of | Pass-Through | Massachusetts General Hospital | 232963 | 93.866 | Aging Research | 66,517 | - |
| Health and Human Services, Department of | Pass-Through | Mayo Clinic | 66648732 | 93.866 | Aging Research | 6,933 | - |
| Health and Human Services, Department of | Pass-Through | Mayo Clinic | THE-216968 | 93.866 | Aging Research | 34,210 | - |
| Health and Human Services, Department of | Pass-Through | Mayo Clinic | UOM-250202 | 93.866 | Aging Research | 7,718 | - |
| Health and Human Services, Department of | Pass-Through | Michigan State University | RC106375A | 93.866 | Aging Research | 41,346 | - |
| Health and Human Services, Department of | Pass-Through | National Bureau of Economic Research | 33-4157-UMich | 93.866 | Aging Research | 214,849 | - |
| Health and Human Services, Department of | Pass-Through | National Bureau of Economic Research | 33-4157-UMich | 93.866 | Aging Research | 104,799 | - |
| Health and Human Services, Department of | Pass-Through | New York Medical College | 123440 | 93.866 | Aging Research | 83,339 | - |
| Health and Human Services, Department of | Pass-Through | New York University School of Medicine | 17-A1-00-006174-01 Pr #108238 | 93.866 | Aging Research | 60,313 | - |
| Health and Human Services, Department of | Pass-Through | New York University School of Medicine | 17-A1-00-006174-01 Proj #10823 | 93.866 | Aging Research | (3,647) | - |
| Health and Human Services, Department of | Pass-Through | Northern California Institute for Research & Education, Inc. (NCIRE) | WEI2015-08 | 93.866 | Aging Research | 136,937 | - |
| Health and Human Services, Department of | Pass-Through | Northern California Institute for Research & Education, Inc. (NCIRE) | WEI2015-08 | 93.866 | Aging Research | 13,209 | - |
| Health and Human Services, Department of | Pass-Through | Northwestern University | 60040682 UM | 93.866 | Aging Research | 22,842 | - |
| Health and Human Services, Department of | Pass-Through | Northwestern University | 60040682 UM | 93.866 | Aging Research | (248) | - |
| Health and Human Services, Department of | Pass-Through | Northwestern University | 60048330 UM | 93.866 | Aging Research | 107,089 | - |
| Health and Human Services, Department of | Pass-Through | Northwestern University | 60048330 UM | 93.866 | Aging Research | 556 | - |
| Health and Human Services, Department of | Pass-Through | Northwestern University | 60048332 UM | 93.866 | Aging Research | 28,255 | - |
| Health and Human Services, Department of | Pass-Through | Oregon Health and Science University | 1008469 UMI | 93.866 | Aging Research | (953) | - |
| Health and Human Services, Department of | Pass-Through | Oregon Health and Science University | 1008640 UMI | 93.866 | Aging Research | 212,403 | - |
| Health and Human Services, Department of | Pass-Through | Oregon Health and Science University | 1008640 UMI | 93.866 | Aging Research | (12,746) | - |
| Health and Human Services, Department of | Pass-Through | Oregon Health and Science University | 1010251 UMI | 93.866 | Aging Research | 199,359 | - |
| Health and Human Services, Department of | Pass-Through | Oregon Health and Science University | 1010251 UMI | 93.866 | Aging Research | 30,955 | - |
| Health and Human Services, Department of | Pass-Through | Oregon Health and Science University | 1010251 UMI | 93.866 | Aging Research | (39,043) | - |

University of Michigan
Schedule of Expenditures of Federal Awards
For the Year Ended June 30, 2019

| Cluster Title/Federal Grantor/Program | Type | Pass-Through Grantor | Award Identifier | CFDA Number | CFDA Program Title | Federal Expenditures | Pass-Through |
|--|--------------|---|-------------------------|-------------|--------------------|----------------------|--------------|
| Health and Human Services, Department of | Pass-Through | Oregon Health and Science University | 1011170 UMI | 93.866 | Aging Research | 40,918 | - |
| Health and Human Services, Department of | Pass-Through | President and Fellows of Harvard College | 150173.5080550.0024 | 93.866 | Aging Research | 34,140 | - |
| Health and Human Services, Department of | Pass-Through | RAND Corporation | 9920170017 | 93.866 | Aging Research | 131,297 | - |
| Health and Human Services, Department of | Pass-Through | University of Alabama at Birmingham (UAB) | 000521075-SC001 | 93.866 | Aging Research | 139,013 | - |
| Health and Human Services, Department of | Pass-Through | University of California - Irvine | 2015-3301 | 93.866 | Aging Research | 176,039 | - |
| Health and Human Services, Department of | Pass-Through | University of California - Irvine | 2018-3595 | 93.866 | Aging Research | 86,582 | - |
| Health and Human Services, Department of | Pass-Through | University of California - Los Angeles | 1557 G WA554 | 93.866 | Aging Research | 69,859 | - |
| Health and Human Services, Department of | Pass-Through | University of California- Riverside | S-001052 | 93.866 | Aging Research | 34,420 | - |
| Health and Human Services, Department of | Pass-Through | University of California-Santa Cruz | A00-0516-S003-S0184287 | 93.866 | Aging Research | 66 | - |
| Health and Human Services, Department of | Pass-Through | University of Florida, The | UFDSP00011879 | 93.866 | Aging Research | 34,354 | - |
| Health and Human Services, Department of | Pass-Through | University of Minnesota | H004986802 | 93.866 | Aging Research | 41,338 | - |
| Health and Human Services, Department of | Pass-Through | University of Minnesota | R01AG057679 | 93.866 | Aging Research | 23,337 | - |
| Health and Human Services, Department of | Pass-Through | University of New Mexico | 045446-871E | 93.866 | Aging Research | 107,615 | - |
| Health and Human Services, Department of | Pass-Through | University of Pittsburgh | 0047610 (127173-3) | 93.866 | Aging Research | 66,728 | - |
| Health and Human Services, Department of | Pass-Through | University of Pittsburgh | 0058745 (131435-1) | 93.866 | Aging Research | 9,333 | - |
| Health and Human Services, Department of | Pass-Through | University of Pittsburgh | CNVA00047610 (132499-3) | 93.866 | Aging Research | 12,963 | - |
| Health and Human Services, Department of | Pass-Through | University of Southern California | 68597182 | 93.866 | Aging Research | 30,542 | - |
| Health and Human Services, Department of | Pass-Through | University of Southern California | 84432482 | 93.866 | Aging Research | 39,732 | - |
| Health and Human Services, Department of | Pass-Through | University of Southern California | 94683653 | 93.866 | Aging Research | 226,633 | - |
| Health and Human Services, Department of | Pass-Through | University of Southern California | 97307437 | 93.866 | Aging Research | 39,531 | - |
| Health and Human Services, Department of | Pass-Through | University of Southern California | 100995188 | 93.866 | Aging Research | 20,753 | - |
| Health and Human Services, Department of | Pass-Through | University of Southern California | 105622532 | 93.866 | Aging Research | 45,201 | - |
| Health and Human Services, Department of | Pass-Through | University of Southern California | 105622532 | 93.866 | Aging Research | 7,181 | - |
| Health and Human Services, Department of | Pass-Through | University of Southern California | 107774911 | 93.866 | Aging Research | 47,398 | - |
| Health and Human Services, Department of | Pass-Through | University of Southern California | 107936883 | 93.866 | Aging Research | 50,423 | - |
| Health and Human Services, Department of | Pass-Through | University of Southern California | 109990895 | 93.866 | Aging Research | 36,806 | - |
| Health and Human Services, Department of | Pass-Through | University of Southern California | 107774911 PO#50769513 | 93.866 | Aging Research | 42,687 | - |
| Health and Human Services, Department of | Pass-Through | University of Southern California | 157933 PO 10553983 | 93.866 | Aging Research | (303) | - |
| Health and Human Services, Department of | Pass-Through | University of Southern Mississippi | USM-8006130-02 | 93.866 | Aging Research | 23,351 | - |
| Health and Human Services, Department of | Pass-Through | University of Texas at Austin | UTA15-001096 | 93.866 | Aging Research | 134,333 | - |
| Health and Human Services, Department of | Pass-Through | University of Texas at Austin | UTA18-00522 | 93.866 | Aging Research | 22,308 | - |
| Health and Human Services, Department of | Pass-Through | University of Washington | UWSC9900 | 93.866 | Aging Research | 27,439 | - |
| Health and Human Services, Department of | Pass-Through | University of Washington | UWSC9900 | 93.866 | Aging Research | 3,689 | - |
| Health and Human Services, Department of | Pass-Through | University of Wisconsin | 757K595 | 93.866 | Aging Research | (1,145) | - |
| Health and Human Services, Department of | Pass-Through | University of Wisconsin | 833K103 | 93.866 | Aging Research | 14,627 | - |
| Health and Human Services, Department of | Pass-Through | Washington University in St. Louis | WU-14-207/PO# 2923238X | 93.866 | Aging Research | (33,097) | - |
| Health and Human Services, Department of | Pass-Through | Washington University in St. Louis | WU-15-138 | 93.866 | Aging Research | 81,045 | - |
| Health and Human Services, Department of | Pass-Through | Washington University in St. Louis | WU-18-295-Mod 1 | 93.866 | Aging Research | 26,870 | - |
| Health and Human Services, Department of | Pass-Through | Wayne State University | WSU17146 | 93.866 | Aging Research | 160,589 | - |
| Health and Human Services, Department of | Pass-Through | Wayne State University | WSU18065 | 93.866 | Aging Research | 64,334 | - |
| Health and Human Services, Department of | Pass-Through | Yale University | GR105475 (CON-80001681) | 93.866 | Aging Research | 5,219 | - |
| | | | | | | \$ 65,887,479 | \$ 9,735,085 |
| Health and Human Services, Department of | Direct | | 1 K08 EY029362-01 | 93.867 | Vision Research | 127,011 | - |
| Health and Human Services, Department of | Direct | | 1 R21 EY025719-02 | 93.867 | Vision Research | 19,881 | - |
| Health and Human Services, Department of | Direct | | 1 R21 EY030363 01 | 93.867 | Vision Research | 19,277 | - |
| Health and Human Services, Department of | Direct | | 2 R01 EY020823 06A1 | 93.867 | Vision Research | 273,215 | - |
| Health and Human Services, Department of | Direct | | 5 K08 EY023982-05 | 93.867 | Vision Research | 112,046 | - |
| Health and Human Services, Department of | Direct | | 5 K08 EY026654-03 | 93.867 | Vision Research | 287,312 | - |
| Health and Human Services, Department of | Direct | | 5 K12 EY022299-05 | 93.867 | Vision Research | (10,127) | - |
| Health and Human Services, Department of | Direct | | 5 K12 EY022299-07 | 93.867 | Vision Research | 298,789 | - |
| Health and Human Services, Department of | Direct | | 5 K23 EY023596-05 | 93.867 | Vision Research | 120,019 | - |
| Health and Human Services, Department of | Direct | | 5 K23 EY025320-04 | 93.867 | Vision Research | 257,455 | - |
| Health and Human Services, Department of | Direct | | 5 K23 EY026985-04 | 93.867 | Vision Research | 271,642 | - |
| Health and Human Services, Department of | Direct | | 5 K23 EY027848-03 | 93.867 | Vision Research | 209,357 | - |
| Health and Human Services, Department of | Direct | | 5 K23EY027849 02 | 93.867 | Vision Research | 117,641 | - |
| Health and Human Services, Department of | Direct | | 5 P30 EY007003-33 | 93.867 | Vision Research | 580,274 | - |
| Health and Human Services, Department of | Direct | | 5 R00 EY025732-04 | 93.867 | Vision Research | 282,445 | - |
| Health and Human Services, Department of | Direct | | 5 R01 EY007060-28 | 93.867 | Vision Research | 399,684 | - |
| Health and Human Services, Department of | Direct | | 5 R01 EY008850-25 | 93.867 | Vision Research | 135,609 | - |
| Health and Human Services, Department of | Direct | | 5 R01 EY008976-25 | 93.867 | Vision Research | 402,571 | - |
| Health and Human Services, Department of | Direct | | 5 R01 EY012021-21 | 93.867 | Vision Research | 468,600 | - |
| Health and Human Services, Department of | Direct | | 5 R01 EY014126-16 | 93.867 | Vision Research | 476,431 | - |
| Health and Human Services, Department of | Direct | | 5 R01 EY018132-12 | 93.867 | Vision Research | 394,536 | - |
| Health and Human Services, Department of | Direct | | 5 R01 EY020582-09 | 93.867 | Vision Research | 562,457 | 34,020 |
| Health and Human Services, Department of | Direct | | 5 R01 EY023660-05 | 93.867 | Vision Research | 118,456 | - |
| Health and Human Services, Department of | Direct | | 5 R01 EY024996-03 | 93.867 | Vision Research | 256,255 | - |
| Health and Human Services, Department of | Direct | | 5 R01 EY026641-04 | 93.867 | Vision Research | 553,871 | 241,933 |
| Health and Human Services, Department of | Direct | | 5 R01 EY027310-03 | 93.867 | Vision Research | 290,239 | - |
| Health and Human Services, Department of | Direct | | 5 R01 EY028350-02 | 93.867 | Vision Research | 390,281 | - |
| Health and Human Services, Department of | Direct | | 5 R01 EY029159-02 | 93.867 | Vision Research | 364,913 | - |
| Health and Human Services, Department of | Direct | | 5 R01 EY029349-02 | 93.867 | Vision Research | 342,499 | - |
| Health and Human Services, Department of | Direct | | 5 R01 RY020895-08 | 93.867 | Vision Research | 500,365 | - |
| Health and Human Services, Department of | Direct | | 5 R21 EY028997-02 | 93.867 | Vision Research | 155,052 | - |
| Health and Human Services, Department of | Direct | | 5 R21 EY029452-02 | 93.867 | Vision Research | 133,038 | - |
| Health and Human Services, Department of | Direct | | 5-K08 -EY- 027458 - 02 | 93.867 | Vision Research | 183,838 | - |
| Health and Human Services, Department of | Direct | | 7 R01 EY022931-05 | 93.867 | Vision Research | 906,711 | 355,335 |

University of Michigan
Schedule of Expenditures of Federal Awards
For the Year Ended June 30, 2019

| Cluster Title/Federal Grantor/Program | Type | Pass-Through Grantor | Award Identifier | CFDA Number | CFDA Program Title | Federal Expenditures | Pass-Through |
|--|--------------|--|--|-------------|---|-----------------------|----------------------|
| Health and Human Services, Department of | Direct | | T32 EY013934 | 93.867 | Vision Research | 114,680 | - |
| Health and Human Services, Department of | Direct | | T32 EY013934 | 93.867 | Vision Research | (2,917) | - |
| Health and Human Services, Department of | Pass-Through | Case Western Reserve University | RES509735 | 93.867 | Vision Research | 76,320 | - |
| Health and Human Services, Department of | Pass-Through | Columbia University | 1 (GG008092-01) | 93.867 | Vision Research | 5,086 | - |
| Health and Human Services, Department of | Pass-Through | Jaeb Center for Health Research (JCHR) | Addendum to Agreement for U10E | 93.867 | Vision Research | 25,034 | - |
| Health and Human Services, Department of | Pass-Through | Massachusetts Eye and Ear | 2300142-07 Subcontracts | 93.867 | Vision Research | 22,492 | - |
| Health and Human Services, Department of | Pass-Through | Michigan State University | RC107343UM | 93.867 | Vision Research | 36,714 | - |
| Health and Human Services, Department of | Pass-Through | University of California - Irvine | 2019-1212 | 93.867 | Vision Research | 82,634 | - |
| Health and Human Services, Department of | Pass-Through | University of Kansas | FY2019-038 | 93.867 | Vision Research | 181,808 | - |
| Health and Human Services, Department of | Pass-Through | Washington University in St. Louis | WU-16-117 | 93.867 | Vision Research | 3,718 | - |
| Health and Human Services, Department of | Pass-Through | Washington University in St. Louis | WU-16-117-MOD-5 | 93.867 | Vision Research | 2,060 | - |
| Health and Human Services, Department of | Pass-Through | Wayne State University | WSU17063 | 93.867 | Vision Research | 29,995 | - |
| | | | | | | <u>\$ 10,579,267</u> | <u>\$ 631,288</u> |
| Health and Human Services, Department of | Direct | | 1 K01 LM012739-01A1 | 93.879 | Medical Library Assistance | \$ 104,013 | \$ - |
| Health and Human Services, Department of | Direct | | 5 K01 LM012528-03 | 93.879 | Medical Library Assistance | 162,829 | - |
| Health and Human Services, Department of | Pass-Through | Indiana University | IN4687289UM | 93.879 | Medical Library Assistance | 103,370 | - |
| Health and Human Services, Department of | Pass-Through | Medstar Health Research Institute, Inc. | GM005924 | 93.879 | Medical Library Assistance | 8,295 | - |
| Health and Human Services, Department of | Pass-Through | The University of Texas Health Science Center at Houston | 0010479A | 93.879 | Medical Library Assistance | 62,690 | - |
| Health and Human Services, Department of | Pass-Through | University of Pennsylvania | 572635 | 93.879 | Medical Library Assistance | 39,133 | - |
| Health and Human Services, Department of | Pass-Through | Weill Cornell Medical College of Cornell University | 182509 | 93.879 | Medical Library Assistance | 25,138 | - |
| | | | | | | <u>\$ 505,468</u> | <u>\$ -</u> |
| Health and Human Services, Department of | Pass-Through | University of Texas Health Science Center at San Antonio | 164875/164873 | 93.884 | Grants for Primary Care Training and Enhancement | \$ 7,117 | \$ - |
| Health and Human Services, Department of | Pass-Through | Michigan, State of, Health and Human Services, Department of | E20171181-002 | 93.889 | National Bioterrorism Hospital Preparedness Program Cooperative Agreements to Support Comprehensive School Health Programs to Prevent the Spread of HIV and Other Important Health Problems | <u>\$ (4,023)</u> | <u>\$ -</u> |
| Health and Human Services, Department of | Direct | | 5 F30 CA221011-03 | 93.938 | HIV Demonstration, Research, Public and Professional Education Projects | <u>\$ 34,877</u> | <u>\$ -</u> |
| Health and Human Services, Department of | Pass-Through | Emory University | A031305 | 93.941 | HIV Demonstration, Research, Public and Professional Education Projects | \$ 153,253 | \$ - |
| Health and Human Services, Department of | Pass-Through | Emory University | A035402 | 93.941 | HIV Demonstration, Research, Public and Professional Education Projects | 67,976 | - |
| Health and Human Services, Department of | Pass-Through | Emory University | T727372 | 93.941 | HIV Demonstration, Research, Public and Professional Education Projects | 59,591 | - |
| Health and Human Services, Department of | Pass-Through | Emory University | T873284 | 93.941 | HIV Demonstration, Research, Public and Professional Education Projects | 23,834 | - |
| | | | | | | <u>\$ 304,654</u> | <u>\$ -</u> |
| Health and Human Services, Department of | Direct | | 4 D43 TW009310-05 | 93.989 | International Research and Research Training | \$ 136,837 | \$ 65,341 |
| Health and Human Services, Department of | Direct | | 5 D43 TW009883-05 | 93.989 | International Research and Research Training | 157,908 | 56,507 |
| Health and Human Services, Department of | Direct | | 5 U2 RTW010110-05 | 93.989 | International Research and Research Training | 264,934 | - |
| Health and Human Services, Department of | Pass-Through | Columbia University | 3(GG009218)/G012910 | 93.989 | International Research and Research Training | 32,660 | - |
| Health and Human Services, Department of | Pass-Through | Michigan State University | RC108046UM | 93.989 | International Research and Research Training | 44,983 | - |
| Health and Human Services, Department of | Pass-Through | University of Washington | UWSC9899 | 93.989 | International Research and Research Training | 130,080 | - |
| Health and Human Services, Department of | Pass-Through | University of Washington | UWSC9905 | 93.989 | International Research and Research Training | 12,753 | - |
| Health and Human Services, Department of | Pass-Through | University of Washington | UWSC9906 | 93.989 | International Research and Research Training | 1,872 | - |
| | | | | | | <u>\$ 782,027</u> | <u>\$ 121,848</u> |
| | | | Total Health and Human Services, Department of | | | <u>\$ 654,454,814</u> | <u>\$ 66,465,872</u> |
| Corporation for National and Community Service | Pass-Through | Northeast Michigan Community Service Agency, Inc (NEMCSA) | Grant Award | 94.021 | Volunteer Generation Fund | \$ 7,065 | \$ - |
| Corporation for National and Community Service | Direct | | 17REHMI001 | 94.026 | National Service and Civic Engagement Research Competition | <u>\$ 22,306</u> | <u>\$ -</u> |
| | | | Total Corporation for National and Community Service | | | <u>\$ 29,371</u> | <u>\$ -</u> |
| Social Security Administration | Pass-Through | Boston College | 5107171-S1 | 96.002 | Social Security Retirement Insurance | \$ 1,139 | \$ - |
| Social Security Administration | Direct | | 2 RRC08098401-10-00 | 96.007 | Social Security Research and Demonstration | \$ 1,053,528 | \$ 537,342 |
| Social Security Administration | Direct | | 5 RDR18000002-02-00 | 96.007 | Social Security Research and Demonstration | 514,420 | - |
| Social Security Administration | Pass-Through | University of Wisconsin | 862K396 | 96.007 | Social Security Research and Demonstration | 37,314 | - |
| | | | | | | <u>\$ 1,605,262</u> | <u>\$ 537,342</u> |
| | | | Total Social Security Administration | | | <u>\$ 1,606,401</u> | <u>\$ 537,342</u> |
| Homeland Security, Department of | Direct | | D15PC00302 | 97.RD | | \$ (20,544) | \$ 14,771 |
| Homeland Security, Department of | Pass-Through | Adventium Labs | 1048-UMI-UMI CLIN 0030 | 97.RD | | 25,371 | - |
| Homeland Security, Department of | Pass-Through | Innovision LLC | Research Agreement | 97.RD | | 3,131 | - |
| Homeland Security, Department of | Pass-Through | National Strategic Research Institute | HSHQDC-13-C-B0036/001 | 97.RD | | (1,553) | - |
| Homeland Security, Department of | Pass-Through | Radiation Monitoring Devices, Inc. | C19-14 | 97.RD | | 186,943 | - |
| Homeland Security, Department of | Pass-Through | Radiation Monitoring Devices, Inc. | HSHQDN16-C-00024/RMD Contract | 97.RD | | (30) | - |
| | | | | | | <u>\$ 193,318</u> | <u>\$ 14,771</u> |
| Homeland Security, Department of | Pass-Through | Michigan, State of, State Police | PDMC-PL-05-MI-2015-002 | 97.047 | Pre-Disaster Mitigation | <u>\$ 40,898</u> | <u>\$ -</u> |
| Homeland Security, Department of | Direct | | 15DNARI00015-05-00 | 97.077 | Homeland Security Research, Development, Testing, Evaluation, and Demonstration of Technologies Related to Nuclear Threat Detection | \$ 123,229 | \$ - |
| Homeland Security, Department of | Direct | | 16DNARI00022-03-00 | 97.077 | Homeland Security Research, Development, Testing, Evaluation, and Demonstration of Technologies Related to Nuclear Threat Detection | 299,950 | - |
| Homeland Security, Department of | Direct | | 18DNARI00023-01-00 | 97.077 | Homeland Security Research, Development, Testing, Evaluation, and Demonstration of Technologies Related to Nuclear Threat Detection | 68,788 | - |

University of Michigan
Schedule of Expenditures of Federal Awards
For the Year Ended June 30, 2019

| Cluster Title/Federal Grantor/Program | Type | Pass-Through Grantor | Award Identifier | CFDA Number | CFDA Program Title | Federal Expenditures | Pass-Through |
|--|--------------|--|--|-------------|---|-----------------------|----------------------|
| Homeland Security, Department of | Pass-Through | Georgia Technology Research Corporation | AWD-100703-G1 | 97.077 | Homeland Security Research, Development, Testing, Evaluation, and Demonstration of Technologies Related to Nuclear Threat Detection | 89,740 | - |
| Homeland Security, Department of | Pass-Through | Pennsylvania State University | 5427-UM-USDHS-7803 | 97.077 | Homeland Security Research, Development, Testing, Evaluation, and Demonstration of Technologies Related to Nuclear Threat Detection | 124,728 | - |
| | | | Total Homeland Security, Department of | | | \$ 706,435 | \$ - |
| | | | | | | \$ 940,651 | \$ 14,771 |
| United States Agency for International Development | Pass-Through | Georgia Institute of Technology | RH089-S1 | 98.RD | | \$ 87,652 | \$ - |
| United States Agency for International Development | Pass-Through | International Foundation for Electoral Systems (IFES) | S-18-090 | 98.RD | | 13,148 | - |
| United States Agency for International Development | Pass-Through | Navrongo Health Research Centre | Navrongo Payment Form | 98.RD | | 4,843 | - |
| United States Agency for International Development | Pass-Through | Oregon State University | RD011G-B | 98.RD | | (6) | - |
| | | | | | | \$ 105,637 | \$ - |
| United States Agency for International Development | Direct | | AID-641-14-00008 | 98.001 | USAID Foreign Assistance for Programs Overseas | \$ (5,585) | \$ - |
| United States Agency for International Development | Direct | | AID-OAA-A-15-00075 | 98.001 | USAID Foreign Assistance for Programs Overseas | 268,288 | 200,789 |
| United States Agency for International Development | Pass-Through | University of California - Davis | 201121454-28 | 98.001 | USAID Foreign Assistance for Programs Overseas | 181,885 | - |
| United States Agency for International Development | Pass-Through | University of California - Davis | 201700999-01 | 98.001 | USAID Foreign Assistance for Programs Overseas | 127,088 | - |
| | | | Total United States Agency for International Development | | | \$ 571,676 | \$ 200,789 |
| | | | | | | \$ 677,313 | \$ 200,789 |
| Consumer Financial Protection Bureau | Direct | | IPA - New Agreement | 99.RD | | \$ 1,550 | \$ - |
| | | | Total Consumer Financial Protection Bureau | | | \$ 1,550 | \$ - |
| Director of National Intelligence, Office of the | Direct | | 2017-17012600004/CLIN 0001 | 99.RD | | \$ 220,845 | \$ - |
| Director of National Intelligence, Office of the | Direct | | 2018-18020600001/CLIN 0001 | 99.RD | | 266,824 | - |
| Director of National Intelligence, Office of the | Direct | | 2018-18032000001/CLIN 0001 | 99.RD | | 264,605 | - |
| Director of National Intelligence, Office of the | Pass-Through | Duke University | Subaward 313-0640 | 99.RD | | 50,692 | - |
| Director of National Intelligence, Office of the | Pass-Through | SRI International | Subcontract No. PO18259 | 99.RD | | 247,063 | - |
| | | | Total Director of National Intelligence, Office of the | | | \$ 1,050,029 | \$ - |
| President, Executive Office of the | Pass-Through | Washtenaw, County of | PO# 20181183 | 99.RD | | \$ 110,000 | \$ - |
| President, Executive Office of the | Pass-Through | Washtenaw, County of | PO#20181378 | 99.RD | | 74,589 | - |
| | | | Total President, Executive Office of the | | | \$ 184,589 | \$ - |
| | | | Total research and development cluster | | | \$ 953,428,952 | \$ 99,361,600 |
| OTHER PROGRAMS | | | | | | | |
| Defense, Department of | Direct | | W81XWH-15-1-0661 | 12.400 | Military Construction, National Guard | \$ 141,428 | \$ 101,752 |
| | | | Total Defense, Department of | | | \$ 141,428 | \$ 101,752 |
| Interior, Department of the | Direct | | L13AC00158 | 15.231 | Fish, Wildlife and Plant Conservation Resource Management | \$ (1,707) | \$ - |
| | | | Total Interior, Department of the | | | \$ (1,707) | \$ - |
| National Endowment for the Humanities | Pass-Through | Michigan Humanities Council | HU069-18 | 45.129 | Promotion of the Humanities Federal/State Partnership | \$ 370 | \$ - |
| | | | Total National Endowment for the Humanities | | | \$ 370 | \$ - |
| Education, Department of | Pass-Through | Michigan, State of, Education, Department of | 170290-004 | 84.367 | Supporting Effective Instruction State Grants (formerly Improving Teacher Quality State Grants) | \$ 117,773 | \$ 19,867 |
| Education, Department of | Pass-Through | National Writing Project | 00-MI03-SEED2017-HNEval | 84.367 | Supporting Effective Instruction State Grants (formerly Improving Teacher Quality State Grants) | 1,585 | - |
| Education, Department of | Pass-Through | National Writing Project | 00-MI03-SEED2017-ILI | 84.367 | Supporting Effective Instruction State Grants (formerly Improving Teacher Quality State Grants) | (874) | - |
| | | | Total Education, Department of | | | \$ 118,484 | \$ 19,867 |
| Health and Human Services, Department of | Pass-Through | Michigan, State of, Health and Human Services, Department of | E20192403-001 / Q | 93.268 | Immunization Cooperative Agreements | \$ 22,721 | \$ - |
| Health and Human Services, Department of | Pass-Through | Genesee Intermediate School District | 05HP000104-01-00 | 93.600 | Head Start | \$ 397,236 | \$ - |
| Health and Human Services, Department of | Pass-Through | Wayne State University | 90YR0092 | 93.600 | Head Start | 44,397 | - |
| Health and Human Services, Department of | Pass-Through | Wayne State University | WSU17120 | 93.600 | Head Start | 28,199 | - |
| | | | | | | \$ 469,832 | \$ - |
| Health and Human Services, Department of | Pass-Through | Michigan, State of, Health and Human Services, Department of | 180000002065 | 93.767 | Children's Health Insurance Program | \$ 6,410 | \$ - |
| Health and Human Services, Department of | Pass-Through | Michigan, State of, Health and Human Services, Department of | 190000001755 | 93.767 | Children's Health Insurance Program | 692 | - |
| | | | | | | \$ 7,102 | \$ - |
| Health and Human Services, Department of | Pass-Through | Michigan, State of, Health and Human Services, Department of | E20180243-002 | 93.917 | HIV Care Formula Grants | \$ (37,208) | \$ - |
| Health and Human Services, Department of | Direct | | 5 H76HA00182-23-00 | 93.918 | Grants to Provide Outpatient Early Intervention Services with Respect to HIV Disease | \$ 559,542 | \$ - |
| Health and Human Services, Department of | Pass-Through | Michigan, State of, Health and Human Services, Department of | E20180570-001 | 93.958 | Block Grants for Community Mental Health Services | \$ 122,665 | \$ - |
| Health and Human Services, Department of | Pass-Through | Michigan, State of, Health and Human Services, Department of | E20192538-002 | 93.958 | Block Grants for Community Mental Health Services | 113,964 | - |
| | | | | | | \$ 236,629 | \$ - |
| Health and Human Services, Department of | Direct | | 5 R21 CA215968-02 | 93.959 | Block Grants for Prevention and Treatment of Substance Abuse | \$ 163,385 | \$ 92 |
| Health and Human Services, Department of | Pass-Through | Community Mental Health Partnership of Southeast Michigan | Agreement | 93.959 | Block Grants for Prevention and Treatment of Substance Abuse | 16,825 | - |
| Health and Human Services, Department of | Pass-Through | Community Mental Health Partnership of Southeast Michigan | CMHPSM Contract #2900 | 93.959 | Block Grants for Prevention and Treatment of Substance Abuse | 16,641 | - |

University of Michigan
Schedule of Expenditures of Federal Awards
For the Year Ended June 30, 2019

| Cluster Title/Federal Grantor/Program | Type | Pass-Through Grantor | Award Identifier | CFDA Number | CFDA Program Title | Federal Expenditures | Pass-Through |
|--|--------------|--|--|-------------|--|--------------------------------|-----------------------------|
| Health and Human Services, Department of | Pass-Through | Community Mental Health Partnership of Southeast Michigan | Contract# C19056 | 93.959 | Block Grants for Prevention and Treatment of Substance Abuse | 40,345 | - |
| | | | | | | <u>\$ 237,196</u> | <u>\$ 92</u> |
| Health and Human Services, Department of | Pass-Through | Michigan, State of, Health and Human Services, Department of | E20180450-00 | 93.994 | Maternal and Child Health Services Block Grant to the States | \$ 5,041 | \$ - |
| Health and Human Services, Department of | Pass-Through | Michigan, State of, Health and Human Services, Department of | E20180500-00 | 93.994 | Maternal and Child Health Services Block Grant to the States | 5,659 | - |
| Health and Human Services, Department of | Pass-Through | Michigan, State of, Health and Human Services, Department of | E20192511-00 | 93.994 | Maternal and Child Health Services Block Grant to the States | 12,154 | - |
| | | | | | | <u>\$ 22,854</u> | <u>\$ -</u> |
| | | | Total Health and Human Services, Department of | | | <u>\$ 1,518,668</u> | <u>\$ 92</u> |
| Corporation for National and Community Service | Pass-Through | Public Allies | 14ESHM10010004 | 94.006 | AmeriCorps | \$ (30,435) | \$ - |
| Corporation for National and Community Service | Pass-Through | Public Allies | 18EDHW10010008 | 94.006 | AmeriCorps | 464,089 | - |
| Corporation for National and Community Service | Pass-Through | Public Allies | OP022-94.006-17-PADT | 94.006 | AmeriCorps | 60,118 | - |
| Corporation for National and Community Service | Pass-Through | Public Allies | OP022-94.006-18-PADT-SC | 94.006 | AmeriCorps | 22,278 | - |
| Corporation for National and Community Service | Pass-Through | Public Allies | OP022-94.006-19-PADT - SC | 94.006 | AmeriCorps | 82,526 | - |
| | | | Total Corporation for National and Community Service | | | <u>\$ 598,576</u> | <u>\$ -</u> |
| | | | Total other programs | | | <u>\$ 2,375,819</u> | <u>\$ 121,711</u> |
| | | | Total federal expenditures | | | <u>\$ 1,392,858,954</u> | <u>\$ 99,476,918</u> |

University of Michigan
Notes to Schedule of Expenditures of Federal Awards
For the Year Ended June 30, 2019

1. Summary of Significant Accounting Policies

The accompanying Schedule of Expenditures of Federal Awards (the "SEFA") includes all federal grant transactions of the University of Michigan (the "University") recorded on the accrual basis of accounting. The information in the SEFA is presented in accordance with Title 2 U.S. *Code of Federal Regulations* Part 200, *Uniform Administrative Requirements, Cost Principles and Audit Requirements for Federal Awards* (the "Uniform Guidance"). As the SEFA presents only the federal award activity of the University, it is not intended to and does not present the net position, changes in net position and cash flows of the University.

Negative amounts presented in the SEFA represent adjustments, in the normal course of business, to expenditures reported in prior years. Complete CFDA numbers and pass-through numbers are provided on the SEFA when available.

2. Indirect Costs

The University applies its predetermined approved facilities and administrative rate when charging indirect costs to federal awards rather than the 10 percent de minimus cost rate as described in Section 200.414 of the Uniform Guidance. The indirect cost rates approved by the University's cognizant agency (the Department of Health and Human Services) for organized research, instruction and other sponsored activities through June 30, 2020 are as follows:

| | July 1, 2018 – June 30, 2020 |
|--------------------------------|---------------------------------|
| On-campus organized research | 56% |
| On-campus instruction | 54% |
| On-campus sponsored activities | 29% |
| Off-campus all programs | 26% |

3. Federal Direct Loan Program

Under the William D. Ford Federal Direct Loan Program, students and parents borrow funds directly from the federal government. The University is responsible for verifying student eligibility, electronically transmitting the loan records to the federal processor and distributing the loan funds directly to the student account or parent borrower. During the year ended June 30, 2019, the University's students and parents received the following amount of new loans under this program:

| | <u>CFDA Number</u> | <u>Loans Issued</u> |
|--|-------------------------------|----------------------------|
| Direct Student Loans: | | |
| Undergraduate subsidized | 84.268 | \$ 52,666,164 |
| Undergraduate unsubsidized | 84.268 | 157,564,785 |
| Graduate | 84.268 | 4,926,197 |
| Direct Parent Loans for Undergraduate Students | 84.268 | 64,481,328 |
| | | <u>\$ 279,638,474</u> |

University of Michigan
Notes to Schedule of Expenditures of Federal Awards
For the Year Ended June 30, 2019

4. University-Administered Federal Loan Programs

The federal loan programs listed below are administered directly by the University and outstanding balances related to these programs are included in the University's financial statements. The amount of loans outstanding at the beginning of the year, loans made during the year and the administrative cost allowance are included in the SEFA. The balance of loans outstanding at June 30, 2019 consists of:

| | <u>CFDA Number</u> | <u>Outstanding Balance at June 30, 2019</u> |
|--|-------------------------------|--|
| Department of Education, Federal Perkins Program | 84.038 | <u>\$ 53,340,433</u> |
| Department of Health and Human Services: | | |
| Nursing Faculty Loan Program | 93.264 | <u>4,015,134</u> |
| Health Professions Loan Program – Medicine/Primary Care | 93.342 | 1,181,370 |
| Health Professions Loan Program – Pharmacy | 93.342 | 930,626 |
| Health Professions Loan Program – Dentistry | 93.342 | <u>8,090,654</u> |
| | | <u>10,202,650</u> |
| Nursing Student Loan – Baccalaureate | 93.364 | 1,440,714 |
| Nursing Student Loan – Graduate | 93.364 | <u>432,854</u> |
| | | <u>1,873,568</u> |
| Disadvantaged Student Loan Program – Medicine/Primary Care | 93.925 | 4,404,174 |
| Disadvantaged Student Loan Program – Pharmacy | 93.925 | 142,576 |
| Disadvantaged Student Loan Program – Dentistry | 93.925 | <u>174,041</u> |
| | | <u>4,720,791</u> |
| Total University administered federal loans outstanding | | <u>\$ 74,152,576</u> |



Report of Independent Auditors on Internal Control Over Financial Reporting and on Compliance and Other Matters Based on an Audit of Financial Statements Performed in Accordance with *Government Auditing Standards*

To the Regents of the University of Michigan

We have audited, in accordance with auditing standards generally accepted in the United States of America and the standards applicable to financial audits contained in *Government Auditing Standards* issued by the Comptroller General of the United States, the consolidated financial statements of the University of Michigan (the “University”), which comprise the consolidated statement of net position as of June 30, 2019, and the related consolidated statements of revenues, expenses and changes in net position and cash flows for the year then ended, and the related notes to the financial statements, and have issued our report thereon dated October 17, 2019.

Internal Control Over Financial Reporting

In planning and performing our audit of the financial statements, we considered the University’s internal control over financial reporting (“internal control”) to determine the audit procedures that are appropriate in the circumstances for the purpose of expressing our opinion on the financial statements, but not for the purpose of expressing an opinion on the effectiveness of the University’s internal control. Accordingly, we do not express an opinion on the effectiveness of the University’s internal control.

A *deficiency in internal control* exists when the design or operation of a control does not allow management or employees, in the normal course of performing their assigned functions, to prevent, or detect and correct, misstatements on a timely basis. A *material weakness* is a deficiency, or a combination of deficiencies, in internal control such that there is a reasonable possibility that a material misstatement of the entity’s financial statements will not be prevented, or detected and corrected on a timely basis. A *significant deficiency* is a deficiency, or a combination of deficiencies, in internal control that is less severe than a material weakness, yet important enough to merit attention by those charged with governance.



Our consideration of internal control was for the limited purpose described in the first paragraph of this section and was not designed to identify all deficiencies in internal control that might be material weaknesses or significant deficiencies. Given these limitations, during our audit we did not identify any deficiencies in internal control that we consider to be material weaknesses. However, material weaknesses may exist that have not been identified.

Compliance and Other Matters

As part of obtaining reasonable assurance about whether the University's financial statements are free from material misstatement, we performed tests of its compliance with certain provisions of laws, regulations, contracts and grant agreements, noncompliance with which could have a direct and material effect on the determination of financial statement amounts. However, providing an opinion on compliance with those provisions was not an objective of our audit, and accordingly, we do not express such an opinion. The results of our tests disclosed no instances of noncompliance or other matters that are required to be reported under Government Auditing Standards.

Purpose of this Report

The purpose of this report is solely to describe the scope of our testing of internal control and compliance and the results of that testing, and not to provide an opinion on the effectiveness of the entity's internal control or on compliance. This report is an integral part of an audit performed in accordance with *Government Auditing Standards* in considering the entity's internal control and compliance. Accordingly, this communication is not suitable for any other purpose.

PricewaterhouseCoopers LLP

October 17, 2019



**Report of Independent Auditors on Compliance with Requirements
That Could Have a Direct and Material Effect on Each Major Program and on Internal
Control Over Compliance in Accordance with the Uniform Guidance**

To the Regents of the University of Michigan:

Report on Compliance for Each Major Federal Program

We have audited the University of Michigan's (the "University") compliance with the types of compliance requirements described in the *OMB Compliance Supplement* that could have a direct and material effect on each of the University's major federal programs for the year ended June 30, 2019. The University's major federal programs are identified in the summary of auditor's results section of the accompanying schedule of findings and questioned costs.

Management's Responsibility

Management is responsible for compliance with federal statutes, regulations and the terms and conditions of its federal awards applicable to its federal programs.

Auditors' Responsibility

Our responsibility is to express an opinion on compliance for each of the University's major federal programs based on our audit of the types of compliance requirements referred to above. We conducted our audit of compliance in accordance with auditing standards generally accepted in the United States of America; the standards applicable to financial audits contained in *Government Auditing Standards*, issued by the Comptroller General of the United States; and the audit requirements of Title 2 U.S. *Code of Federal Regulations* Part 200, *Uniform Administrative Requirements, Cost Principles, and Audit Requirements for Federal Awards* (the "Uniform Guidance"). Those standards and the Uniform Guidance require that we plan and perform the audit to obtain reasonable assurance about whether noncompliance with the types of compliance requirements referred to above that could have a direct and material effect on a major federal program occurred. An audit includes examining, on a test basis, evidence about the University's compliance with those requirements and performing such other procedures as we considered necessary in the circumstances.

We believe that our audit provides a reasonable basis for our opinion on compliance for each major federal program. However, our audit does not provide a legal determination of the University's compliance.



Opinion on Each Major Federal Program

In our opinion, the University of Michigan complied, in all material respects, with the types of compliance requirements referred to above that could have a direct and material effect on each of its major federal programs for the year ended June 30, 2019.

Other Matter

As indicated in Part I to the accompanying Schedule of Findings and Questioned Costs, we have audited the Student Financial Assistance cluster as a major program. Also, as indicated in the first paragraph of this report, we performed our audit of compliance using the compliance requirements contained in the OMB Compliance Supplement, including those contained in Part V 5.3, Compliance Requirement N, Special Tests and Provisions, Section 10 “Gramm-Leach-Bliley Act-Student Information Security.” This section includes three suggested audit procedures with respect to verification that the institution (1) designated an individual to coordinate the information security program, (2) performed a risk assessment that addresses the three required areas in 16 CFR 314.4(b), and (3) documented a safeguard for each risk identified. Our procedures in relation to these three items were limited to inquiry of and obtaining written representation from management and obtaining and reading management’s documentation related to these three items. Our procedures did not include an analysis of the adequacy or completeness of the risk assessment performed or the safeguards for each risk identified by management.

Report on Internal Control Over Compliance

Management of the University is responsible for establishing and maintaining effective internal control over compliance with the types of compliance requirements referred to above. In planning and performing our audit of compliance, we considered the University’s internal control over compliance with the types of requirements that could have a direct and material effect on each major federal program to determine the auditing procedures that are appropriate in the circumstances for the purpose of expressing an opinion on compliance for each major federal program and to test and report on internal control over compliance in accordance with the Uniform Guidance, but not for the purpose of expressing an opinion on the effectiveness of internal control over compliance. Accordingly, we do not express an opinion on the effectiveness of the University’s internal control over compliance.

A deficiency in internal control over compliance exists when the design or operation of a control over compliance does not allow management or employees, in the normal course of performing their assigned functions, to prevent, or detect and correct, noncompliance with a type of compliance requirement of a federal program on a timely basis. *A material weakness in internal control over compliance* is a deficiency, or combination of deficiencies, in internal control over compliance, such that there is a reasonable possibility that material noncompliance with a type of compliance requirement of a federal program will not be prevented, or detected and corrected, on a timely basis. *A significant deficiency in internal control over compliance* is a deficiency, or a combination of



deficiencies, in internal control over compliance with a type of compliance requirement of a federal program that is less severe than a material weakness in internal control over compliance, yet important enough to merit attention by those charged with governance.

Our consideration of internal control over compliance was for the limited purpose described in the first paragraph of this section and was not designed to identify all deficiencies in internal control over compliance that might be material weaknesses or significant deficiencies. We did not identify any deficiencies in internal control over compliance that we consider to be material weaknesses. However, material weaknesses may exist that have not been identified.

The purpose of this report on internal control over compliance is solely to describe the scope of our testing of internal control over compliance and the results of that testing based on the requirements of the Uniform Guidance. Accordingly, this report is not suitable for any other purpose.

PricewaterhouseCoopers LLP

February 6, 2020

University of Michigan
Schedule of Findings and Questioned Costs
For the Year Ended June 30, 2019

Section I – Summary of Auditors’ Results

Financial Statements

Type of auditor’s report issued:

Unmodified Opinion

Internal control over financial reporting:

- Material weakness(es) identified? ☐ Yes ☒ No
- Significant deficiency(ies) identified not considered to be material weaknesses? ☐ Yes ☒ None reported
- Noncompliance material to financial statements noted? ☐ Yes ☒ No

Federal Awards

Internal control over major programs:

- Material weakness(es) identified? ☐ Yes ☒ No
- Significant deficiency(ies) identified not considered to be material weakness(es)? ☐ Yes ☒ None reported

Type of auditor’s report issued on compliance for major programs:

Unmodified Opinion

Any audit findings disclosed that are required to be reported in accordance with 2 CFR 200.516(a)?

☐ Yes ☒ No

Identification of major programs:

CFDA Number(s)
Various

Name of Federal Program or Cluster
Student Financial Assistance Cluster

Dollar threshold used to distinguish between Type A and Type B programs:

\$4,178,577

Auditee qualified as low-risk auditee?

☒ Yes ☐ No

Section II – Financial Statement Findings

None.

University of Michigan
Schedule of Findings and Questioned Costs
For the Year Ended June 30, 2019

Section III – Federal Award Findings and Questioned Costs

None.

University of Michigan
Summary Schedule of Prior Year Findings
For the Year Ended June 30, 2019

Finding 2018-001 – Enrollment Reporting

Cluster: Student Financial Assistance

Grantor(s): Department of Education

Award(s): Federal Direct Student Loans, 84.268, Parent PLUS Loans, 84.268 and Federal Pell Grant, 84.063, academic year 2017-18

Summary: When testing enrollment status changes, (graduated, full time, half time, or withdrawn) four of 40 students tested at the Dearborn campus were not properly reported to the National Student Loan Data System (“NSLDS”) within the appropriate window of time during the 2017-18 academic year.

When the University submits enrollment records to the National Student Clearinghouse (“NSC”), the NSC’s system records a “G” status for recent graduates and reports this change to the NSLDS and student loan servicing organizations. However, if the graduation information uploaded for a student does not match the NSC’s existing records, the “G” status will not be applied, and the status change will not be communicated to the NSLDS or loan servicers. Due to program level reporting required for enrollment and degrees, NSC’s current DegreeVerify process cannot assign a “G” enrollment status to the student program record in certain situations, resulting in the need for manual updates to the NSC file prior to submission to the NSLDS. The “G” status was not applied to the four exceptions identified during testing, however, they were subsequently updated and reported 81 days late.

Status: As of October 2018, UM-Dearborn generates a graduates only enrollment file from its student information system for direct upload to the NSC. This process avoids any issues associated with the NSC’s existing DegreeVerify process and ensures the enrollment status is properly applied to the enrollment record, with the correct graduation date and degree program, within 60 days of the official graduation date.

University of Michigan
Summary Schedule of Prior Year Findings
For the Year Ended June 30, 2019

Finding No. 2018-002 – Vendor Discounts (Significant Deficiency)

Cluster(s), Grantor(s), Award Name(s), Award Year(s), CDFA Number(s), Award Number(s): Applies to awards in various clusters, except Student Financial Assistance. All such awards are identified with the finding in the Data Collection Form.

Summary: The University has a Strategic Supplier Program (the “Program”), of which the costs to the University to operate the Program have historically been offset by a Program fee paid by participating vendors, collected in the form of a discount applied to the charges on each invoice. The Program fee was not considered a discount for purposes of representations made in the University’s Form DS-2 Disclosure Statement and was not been passed on to federal agencies and pass through entities in determining reimbursement for direct costs associated with sponsored activities. From a sample of 60 direct costs tested in 2018, one selection related to equipment originally acquired in 2016 through the Program that was reclassified from University-owned equipment to federally-owned equipment within the same grant award in 2018, as the result of a data integrity review performed by the University. While this reclassification had no impact on direct costs charged to the award in 2018, it was noted that the 2016 purchase of equipment included a two percent discount of \$60 that was retained by the University and not passed on to the related federal award in 2016.

In connection with its internal review, the University evaluated Program purchases made during 2018, noting that discounts of \$316,281 were retained by the University and not passed on to federal agencies and pass through entities, which resulted in the University being reimbursed for amounts in excess of the related paid invoices.

In February 2019, the University notified its cognizant agency, the Department of Health and Human Services (“DHHS”), of this discrepancy with its DS-2 and advised that processes will be changed to ensure that, as of April 1, 2019, Program discounts will be applied to direct costs as listed on the vendor invoice for purposes of reimbursement for its federally sponsored activities. The University also notified DHHS, that the amount of Program fees retained for purchases made on federally funded projects which were not passed on to federal agencies and pass through entities totaled \$316,281 for fiscal 2018 and \$1,783,228 during the six-year period from fiscal 2013 through 2018.

Status: As of April 2019, Program fees are applied to direct costs as listed on the vendor invoice for purposes of reimbursement for federally sponsored activities. As directed by DHHS, the University also remitted payment to the Department of Treasury in May 2019 as full and final settlement of this matter.