

University of Michigan
Report on Federal Awards in Accordance
with the OMB Uniform Guidance
For the Year Ended June 30, 2016
EIN 38-6006309

University of Michigan

Contents

Pages (s)

Part I – Financial Information

| | |
|---|---------|
| Report of Independent Auditors | 1-3 |
| Management’s Discussion and Analysis | 4-28 |
| Consolidated Financial Statements: | |
| Consolidated Financial Statements | 29-32 |
| Notes to Consolidated Financial Statements | 33-68 |
| Supplementary Information: | |
| Schedule of Expenditures of Federal Awards | 69-144 |
| Notes to Schedule of Expenditures of Federal Awards | 145-146 |

Part II – OMB Uniform Guidance Supplemental Reports

| | |
|---|---------|
| Report of Independent Auditors on Internal Control Over Financial Reporting and on Compliance and Other Matters Based on an Audit of Financial Statements Performed in Accordance with <i>Government Auditing Standards</i> | 147-148 |
| Report of Independent Auditors on Compliance with Requirements That Could Have a Direct and Material Effect on Each Major Program and on Internal Control Over Compliance in Accordance with the Uniform Guidance | 149-151 |
| Schedule of Findings and Questioned Costs | 152-156 |
| Schedule of Status of Prior Year Findings and Questioned Costs | 157 |
| Corrective Action Plan | 158-159 |



Report of Independent Auditors

To the Regents of the University of Michigan:

Report on the Consolidated Financial Statements

We have audited the accompanying consolidated financial statements of the University of Michigan (the "University") which comprise the consolidated statements of net position as of June 30, 2016 and 2015 and the related consolidated statements of revenues, expenses and changes in net position and of cash flows for the years then ended, and the related notes to the consolidated financial statements.

Management's Responsibility for the Consolidated Financial Statements

Management is responsible for the preparation and fair presentation of the consolidated financial statements in accordance with accounting principles generally accepted in the United States of America; this includes the design, implementation, and maintenance of internal control relevant to the preparation and fair presentation of consolidated financial statements that are free from material misstatement, whether due to fraud or error.

Auditors' Responsibility

Our responsibility is to express an opinion on the consolidated financial statements based on our audits. We conducted our audits in accordance with auditing standards generally accepted in the United States of America and the standards applicable to financial audits contained in *Government Auditing Standards*, issued by the Comptroller General of the United States. Those standards require that we plan and perform the audit to obtain reasonable assurance about whether the consolidated financial statements are free from material misstatement.

An audit involves performing procedures to obtain audit evidence about the amounts and disclosures in the consolidated financial statements. The procedures selected depend on our judgment, including the assessment of the risks of material misstatement of the consolidated financial statements, whether due to fraud or error. In making those risk assessments, we consider internal control relevant to the University's preparation and fair presentation of the consolidated financial statements in order to design audit procedures that are appropriate in the circumstances, but not for the purpose of expressing an opinion on the effectiveness of the University's internal control. Accordingly, we express no such



opinion. An audit also includes evaluating the appropriateness of accounting policies used and the reasonableness of significant accounting estimates made by management, as well as evaluating the overall presentation of the consolidated financial statements. We believe that the audit evidence we have obtained is sufficient and appropriate to provide a basis for our audit opinion.

Opinion

In our opinion, the consolidated financial statements referred to above present fairly, in all material respects, the financial position of the University at June 30, 2016 and 2015, and the changes in its financial position and its cash flows for the years then ended in accordance with accounting principles generally accepted in the United States of America.

Other Matters

Required Supplementary Information

The accompanying management's discussion and analysis on pages 4 through 28 is required by accounting principles generally accepted in the United States of America to supplement the basic consolidated financial statements. Such information, although not a part of the basic consolidated financial statements, is required by the Governmental Accounting Standards Board who considers it to be an essential part of financial reporting for placing the basic consolidated financial statements in an appropriate operational, economic, or historical context. We have applied certain limited procedures to the required supplementary information in accordance with auditing standards generally accepted in the United States of America, which consisted of inquiries of management about the methods of preparing the information and comparing the information for consistency with management's responses to our inquiries, the basic consolidated financial statements, and other knowledge we obtained during our audits of the basic consolidated financial statements. We do not express an opinion or provide any assurance on the information because the limited procedures do not provide us with sufficient evidence to express an opinion or provide any assurance.

Other Information

Our audit was conducted for the purpose of forming an opinion on the consolidated financial statements as a whole. The accompanying schedule of expenditures of federal awards for the year ended June 30, 2016 is presented for purposes of additional analysis as required by Title 2 U.S. *Code of Federal Regulations* Part 200, *Uniform Administrative Requirements, Cost Principles, and Audit Requirements for Federal Awards* ("Uniform Guidance") and is not a required part of the consolidated financial statements. Such



information is the responsibility of management and was derived from and relates directly to the underlying accounting and other records used to prepare the consolidated financial statements. The information has been subjected to the auditing procedures applied in the audit of the consolidated financial statements and certain additional procedures, including comparing and reconciling such information directly to the underlying accounting and other records used to prepare the consolidated financial statements or to the consolidated financial statements themselves, and other additional procedures in accordance with auditing standards generally accepted in the United States of America. In our opinion, the schedule of expenditures of federal awards is fairly stated, in all material respects, in relation to the consolidated financial statements as a whole.

Other Reporting Required by *Government Auditing Standards*

In accordance with *Government Auditing Standards*, we have also issued our report dated October 20, 2016 on our consideration of the University's internal control over financial reporting and on our tests of its compliance with certain provisions of laws, regulations, contracts and grant agreements and other matters for the year ended June 30, 2016. The purpose of that report is to describe the scope of our testing of internal control over financial reporting and compliance and the results of that testing and not to provide an opinion on internal control over financial reporting or on compliance. That report is an integral part of an audit performed in accordance with *Government Auditing Standards* in considering the University's internal control over financial reporting and compliance.

PricewaterhouseCoopers LLP

October 20, 2016

UNIVERSITY OF MICHIGAN

Management's Discussion and Analysis (Unaudited)

Introduction

The following discussion and analysis provides an overview of the financial position of the University of Michigan (the "University") at June 30, 2016 and 2015 and its activities for the three fiscal years ended June 30, 2016. This discussion has been prepared by management and should be read in conjunction with the financial statements and the notes thereto, which follow this section.

The University is a comprehensive public institution of higher learning with over 61,000 students and approximately 7,900 faculty members on three campuses in southeast Michigan. The University offers a diverse range of degree programs from baccalaureate to post-doctoral levels through 19 schools and colleges, and contributes to the state and nation through related research and public service programs. The University also has a nationally renowned health system which includes three hospitals, 40 health centers, more than 150 outpatient clinics, the University's Medical School and Michigan Health Corporation, a wholly-owned corporation created to pursue joint venture and managed care initiatives. The University employs over 46,000 regular employees and approximately 13,000 temporary staff.

The University consistently ranks among the nation's top universities by various measures of quality, both in general academic terms, and in terms of strength of offerings in specific academic disciplines and professional subjects. Research is central to the University's mission and a key aspect of its strong reputation among educational institutions. The University is widely recognized for the breadth and excellence of its research enterprise as well as for the exceptional level of cooperation across disciplines, which allows faculty and students to address the full complexity of real-world challenges. The University's Health System also has a tradition of excellence in teaching, advancement of medical science and patient care, consistently ranking among the best health care systems in the nation.

UNIVERSITY OF MICHIGAN

Management's Discussion and Analysis (Unaudited)--Continued

Financial Highlights

The University's financial position remains strong, with assets of \$18.5 billion and liabilities of \$5.5 billion at June 30, 2016, compared to assets of \$18.5 billion and liabilities of \$5.2 billion at June 30, 2015. Net position, which represents the residual interest in the University's assets after liabilities are deducted, totaled \$13.0 billion and \$13.3 billion at June 30, 2016 and 2015, respectively. Changes in net position represent the University's results of operations and are summarized for the years ended June 30, 2016 and 2015 as follows:

| | 2016 | 2015 |
|---|---------------|------------|
| | (in millions) | |
| Operating revenues and educational appropriations | \$ 6,667.1 | \$ 6,307.6 |
| Private gifts for operating activities | 167.2 | 172.0 |
| Operating and net interest expenses | (7,200.8) | (6,735.1) |
| | (366.5) | (255.5) |
| Net investment (loss) income | (129.7) | 357.8 |
| Endowment, capital gifts and grants and other | 201.6 | 135.4 |
| (Decrease) increase in net position | \$ (294.6) | \$ 237.7 |

Net position decreased \$295 million in 2016 after an increase of \$238 million in 2015 primarily as a result of a net investment loss of \$130 million in 2016, as compared to net investment income of \$358 million in 2015.

In 2016, operating revenues and educational appropriations increased 5.7 percent, or \$360 million, while total operating and net interest expenses increased 6.9 percent, or \$466 million. Endowment, capital gifts and grants and other revenues increased \$66 million in 2016 as a result of state capital appropriations and underlying activity associated with the Victors for Michigan campaign which was launched in November 2013.

The results of operations reflect the University's focus on maintaining its national standards academically, in research and in health care within a competitive recruitment environment for faculty and health care professionals and a period of reduced federal funding for research. At the same time, the University is addressing constrained state appropriations and rising health care, regulatory and facility costs with aggressive cost cutting and productivity gains to help preserve access to affordable higher education for Michigan families. To achieve aggressive and sustainable long-term goals for cost cutting and productivity gains, the University is also strategically utilizing resources to bridge cuts and support enterprise-wide information technology projects and other initiatives.

UNIVERSITY OF MICHIGAN

Management's Discussion and Analysis (Unaudited)--Continued

The University's long-term investment strategy combined with its endowment spending policy serves to insulate operations from expected volatility in the capital markets and provides for a stable and predictable level of spending distributions from the endowment. Endowment spending rate distributions to University units totaled \$296 million and \$286 million in 2016 and 2015, respectively. The success of the University's long-term investment strategy is evidenced by strong returns over sustained periods of time and the ability to limit losses in the face of challenging markets.

The University invests its financial assets in pools with distinct risk and liquidity characteristics based on its needs, with most of its financial assets invested in two such pools. The University's working capital is primarily invested in relatively short duration, liquid assets, through its Daily and Monthly Portfolios, while the endowment is invested, along with the noncurrent portion of the insurance and benefit reserves, in an equity oriented long-term strategy through its Long Term Portfolio.

Using the Financial Statements

The University's financial report includes three financial statements: the Statement of Net Position; the Statement of Revenues, Expenses and Changes in Net Position; and the Statement of Cash Flows. These financial statements are prepared in accordance with Governmental Accounting Standards Board ("GASB") principles, which establish standards for external financial reporting for public colleges and universities.

UNIVERSITY OF MICHIGAN

Management's Discussion and Analysis (Unaudited)--Continued

Statement of Net Position

The statement of net position presents the financial position of the University at the end of the fiscal year and includes all assets and liabilities of the University. The difference between total assets and total liabilities – net position – is one indicator of the current financial condition of the University, while the change in net position is an indication of whether the overall financial condition has improved or worsened during the year. A comparison of the University's assets, liabilities and net position at June 30, 2016 and 2015 is summarized as follows:

| | 2016 | 2015 |
|--|---------------|-------------|
| | (in millions) | |
| Current assets | \$ 2,445 | \$ 2,243 |
| Noncurrent assets: | | |
| Endowment, life income and other investments | 10,046 | 10,264 |
| Capital assets, net | 5,709 | 5,622 |
| Other | 350 | 349 |
| Total assets | 18,550 | 18,478 |
| Current liabilities | 1,771 | 1,640 |
| Noncurrent liabilities | 3,778 | 3,542 |
| Total liabilities | 5,549 | 5,182 |
| Net position | \$ 13,001 | \$ 13,296 |

The University continues to maintain and protect its strong financial foundation. This financial health, as reflected in the statement of net position at June 30, 2016 and 2015, results from the prudent utilization of financial resources including careful cost controls, preservation of endowment funds, conservative utilization of debt and adherence to a long-range capital plan for the maintenance and replacement of the physical plant.

Current assets consist primarily of cash and cash equivalents, operating and capital investments and accounts receivable and totaled \$2.4 billion and \$2.2 billion at June 30, 2016 and 2015, respectively. Cash, cash equivalents and investments for operating activities totaled \$1.2 billion at June 30, 2016, which represents approximately two months of total expenses excluding depreciation.

Current liabilities consist primarily of accounts payable, accrued compensation, unearned revenue, commercial paper, the current portion of bonds payable and net long-term bonds payable subject to remarketing. Current liabilities totaled \$1.8 billion and \$1.6 billion at June 30, 2016 and 2015, respectively.

UNIVERSITY OF MICHIGAN

Management's Discussion and Analysis (Unaudited)--Continued

Endowment, Life Income and Other Investments

The composition of the University's endowment, life income and other investments at June 30, 2016 and 2015 is summarized as follows:

| | 2016 | 2015 |
|--|------------------|------------------|
| | (in millions) | |
| Endowment investments | \$ 9,743 | \$ 9,952 |
| Life income investments | 111 | 111 |
| Noncurrent portion of insurance and benefits obligations investments | 192 | 201 |
| | <u>\$ 10,046</u> | <u>\$ 10,264</u> |

The University's endowment funds consist of both permanent endowments and funds functioning as endowment. Permanent endowments are those funds received from donors with the stipulation that the principal remain intact and be invested in perpetuity to produce income that is to be expended for the purposes specified by the donors. Funds functioning as endowment consist of amounts (restricted gifts or unrestricted funds) that have been allocated by the University for long-term investment purposes, but are not limited by donor stipulations requiring the University to preserve principal in perpetuity. Programs supported by endowment funds include scholarships, fellowships, professorships, research efforts and other important programs and activities.

The University uses its endowment funds to support operations in a way that strikes a balance between generating a predictable stream of annual support for current needs and preserving the purchasing power of the endowment funds for future periods. The major portion of the endowment is maintained in the University Endowment Fund, a unitized pool which represents a collection of approximately 9,800 separate (individual) funds, the majority of which are restricted for specific purposes. The University Endowment Fund is invested in the University's Long Term Portfolio, a single diversified investment pool.

The endowment spending rule provides for distributions from the University Endowment Fund to the units that benefit from the endowment fund. At June 30, 2016 and 2015, the annual distribution rate was 4.5 percent of the one-quarter lagged seven year moving average fair value of University Endowment Fund shares. The University's endowment spending rule is one element of an ongoing financial management strategy that has allowed the University to effectively weather the challenging economic environment while avoiding measures such as faculty hiring freezes, furloughs, program cuts or halting construction.

UNIVERSITY OF MICHIGAN

Management's Discussion and Analysis (Unaudited)--Continued

To protect endowment principal in the event of a prolonged market downturn, distributions are limited to 5.3 percent of the current fair value of fund shares. Capital gains or income generated above the endowment spending rate are reinvested so that in lean times funds will be available for distribution. In addition, departments may also use withdrawals from funds functioning as endowment to support capital expenditures and operations.

Endowment spending rate distributions totaled \$303 million, \$292 million and \$283 million and withdrawals from funds functioning as endowment totaled \$60 million, \$13 million and \$137 million in 2016, 2015 and 2014, respectively. Total spending rate distributions combined with withdrawals from funds functioning as endowment averaged 4.9 percent, 4.1 percent and 6.0 percent of the current year average fair value of the University Endowment Fund for 2016, 2015 and 2014, respectively. Over the past ten years, total spending rate distributions combined with withdrawals from funds functioning as endowment averaged 5.0 percent.

Capital and Debt Activities

One of the critical factors in continuing the quality of the University's academic, research and clinical programs is the development and renewal of capital assets. The University continues to implement its long-range plan to maintain and modernize its existing infrastructure and strategically invest in new construction.

Capital asset additions totaled \$595 million in 2016, as compared to \$660 million in 2015. Capital asset additions primarily represent renovation and new construction of student residence, academic, research, clinical and athletic facilities, as well as significant investments in equipment, including information technology. Current year capital asset additions were primarily funded with net position and gifts designated for capital purposes of \$364 million, as well as debt proceeds of \$183 million and state capital appropriations of \$48 million. Construction in progress, which totaled \$452 million at June 30, 2016 and \$529 million at June 30, 2015, includes important projects for student residential life, research, instruction, patient care and athletics.

Projects completed in 2016 include two significant residential projects. The construction and furnishing of the Munger Graduate Residences created a new state-of-the-art residence hall designed to foster a high level of diversity and interaction among graduate students studying across the University's 19 schools and colleges. By bringing together scholars with different approaches, this trans-disciplinary residence aims to break up the traditional silos of graduate work and foster greater collaboration to generate new ideas. The eight-story building is approximately 380,000 gross square feet and accommodates 630 students in an apartment-style layout.

UNIVERSITY OF MICHIGAN

Management's Discussion and Analysis (Unaudited)--Continued

Originally constructed in 1937, West Quadrangle, combined with the Cambridge House portion of the Michigan Union, underwent a renovation of approximately 370,000 gross square feet of space. With the creation of a central campus dining facility in nearby South Quad, the student dining facilities were repurposed to create space for living and learning activities to foster student interaction and community. The project also included infrastructure upgrades such as roof replacement, new plumbing, heating, cooling and ventilation systems, renovated student rooms and bath facilities and accessibility improvements.

Projects completed in 2016 also included construction of a new School of Nursing building of approximately 78,000 gross square feet to accommodate its instructional space needs. Key features of the building include active learning classrooms, a technologically rich clinical learning center with simulation and skills labs and simulated patient suites in an environment that will foster collaboration and community. This facility also includes offices for student services and a small number of faculty offices. The balance of the school's offices and administration remain in the existing North Ingalls building.

Construction in progress at June 30, 2016 includes several significant academic renovation and construction projects. At the Ross School of Business, work continues on a new academic building to replace the Computer and Executive Education Building and a comprehensive renovation of Kresge Hall, formerly the Kresge Business Administration Library. In total, this project represents approximately 75,000 gross square feet of building renovation and 104,000 gross square feet of new building construction. The project will add classrooms, study space, and faculty research and office space as well as enhance non-academic operations to improve the student experience, with added space for student life functions, financial aid, admissions and onsite recruiting. Connecting the new building to existing buildings improves efficiencies throughout the school as well. Exterior building finishes are also being added to Sam Wyly Hall, the Business Administration Executive Dormitory and the Hill Street Parking Structure to create a welcoming and unified look for the entire Ross School complex of buildings. This project is scheduled to be completed in fall 2016.

A Biological Science Building of approximately 300,000 gross square feet is being constructed to provide a teaching, research and museum facility for the biological sciences and exhibit museums. Bringing these programs together under one roof will create exciting opportunities for interdisciplinary teaching, research and collaboration, and offer a richer experience for museum visitors. The new building will house classrooms, research laboratories, associated support functions, offices and vivarium services, as well as the anthropology, natural history, paleontology and zoology museums currently housed at the Alexander G. Ruthven Museums Building. The structure will also include a connection to the adjacent Life Sciences Institute Building to increase the utilization of its loading dock and vivarium functions. This project is scheduled to be completed in spring 2018.

UNIVERSITY OF MICHIGAN

Management's Discussion and Analysis (Unaudited)--Continued

Renovation of the Science Building on the University's Dearborn campus, which was originally constructed in 1959, is also underway. The renovation of this 80,000 gross square foot facility will provide updated laboratory and classroom space for the Department of Natural Sciences. In addition, approximately 20,000 gross square feet will be added to the building for state-of-the-art laboratory spaces, a new elevator, loading dock and mechanical penthouse. Infrastructure that is shared with the adjacent Computer Science Building is also being upgraded. The renewed facility will help transform science education and facilitate closer academic-industry and student-industry collaboration. This project is scheduled to be completed in fall 2016.

The University is aware of its financial stewardship responsibility and works diligently to manage its financial resources effectively, including the prudent use of debt to finance capital projects. A strong debt rating is an important indicator of the University's success in this area. In June 2016, Moody's affirmed its highest credit rating (Aaa) for bonds backed by a broad revenue pledge based on the University's ability to translate its international brand into revenue growth and philanthropic support, and ongoing superior financial flexibility from robust financial reserves. Standard & Poor's also affirmed its highest credit rating (AAA) based on the University's robust enrollment and demand, exceptional student quality, retention and graduation rates, excellent balance sheet, exceptional research presence and manageable debt burden.

Long-term debt activity for the years ended June 30, 2016 and 2015 is summarized as follows:

| 2016 | | | | |
|------------------|----------------------|---------------|---------------|-------------------|
| | Beginning Balance | Additions | Reductions | Ending Balance |
| | (in millions) | | | |
| Commercial paper | \$ 138 | \$ 197 | \$ 175 | \$ 160 |
| Bonds | 1,730 | 361 | 265 | 1,826 |
| | <u>\$ 1,868</u> | <u>\$ 558</u> | <u>\$ 440</u> | <u>\$ 1,986</u> |
| 2015 | | | | |
| | Beginning Balance | Additions | Reductions | Ending Balance |
| | (in millions) | | | |
| Commercial paper | \$ 41 | \$ 137 | \$ 40 | \$ 138 |
| Bonds | 1,794 | | 64 | 1,730 |
| | <u>\$ 1,835</u> | <u>\$ 137</u> | <u>\$ 104</u> | <u>\$ 1,868</u> |

The University utilizes commercial paper, backed by a general revenue pledge, to provide interim financing for its capital improvement program. Outstanding commercial paper is converted to long-term debt financing as appropriate, within the normal course of business. Outstanding bonds are supported by the University's general revenues.

UNIVERSITY OF MICHIGAN

Management's Discussion and Analysis (Unaudited)--Continued

During 2016, consistent with capital and debt financing plans, the University issued \$307 million of fixed rate, tax-exempt, general revenue bonds, with a net original issue premium of \$54 million. Total bond proceeds of \$361 million were utilized to convert \$71 million of commercial paper to long-term debt, refund \$205 million of General Revenue Bonds and provide \$85 million for capital projects and debt issuance costs.

The composition of the University's debt at June 30, 2016 and 2015 is summarized as follows:

| | 2016 | 2015 |
|------------------|-----------------|-----------------|
| | (in millions) | |
| Variable rate: | | |
| Commercial paper | \$ 160 | \$ 138 |
| Bonds | 611 | 833 |
| Fixed rate bonds | 1,215 | 897 |
| | <u>\$ 1,986</u> | <u>\$ 1,868</u> |

A significant portion of the University's variable rate bonds are subject to remarketing and, in accordance with GASB Interpretation No. 1, such debt is classified as current unless supported by liquidity arrangements such as lines of credit or standby bond purchase agreements, which could refinance the debt on a long-term basis. In the event that variable rate bonds are put back to the University by the debt holder, management believes that the University's strong credit rating will ensure that the bonds will be remarketed within a reasonable period of time. In addition, the University maintains five remarketing agents to achieve a wide distribution of its variable rate bonds.

While fixed rate bonds typically have a higher effective rate of interest at the date of issuance as compared to variable rate bonds, they reduce the volatility of required debt service payments and do not require liquidity support, such as lines of credit, standby bond purchase agreements or internal liquidity.

Effective interest rates averaged 2.3 percent in 2016 and 2.1 percent in 2015, including the federal subsidies for interest on taxable Build America Bonds. Interest expense net of federal subsidies received for interest on taxable Build America Bonds and interest capitalized during construction totaled \$48 million in 2016 and \$42 million in 2015.

UNIVERSITY OF MICHIGAN

Management's Discussion and Analysis (Unaudited)--Continued

Obligations for Postemployment Benefits

In accordance with GASB Statement No. 45, *Accounting and Financial Reporting by Employers for Postemployment Benefits Other than Pensions*, the University recognizes the cost of postemployment benefits during the periods when employees render their services. Using current actuarial assumptions, and presuming a continuation of the current level of benefits, the University's obligations for postemployment benefits totaled \$1.84 billion and \$1.75 billion at June 30, 2016 and 2015, respectively. Since a portion of retiree medical services will be provided by the University's Health System, this liability is net of the related margin and fixed costs of providing those services which totaled \$394 million and \$331 million at June 30, 2016 and 2015, respectively.

The University amortizes changes in actuarial assumptions, plan design and experience gains and losses over a ten-year closed period. Accordingly, the liability for net postemployment benefits obligations recorded in the statement of net position may differ from the actuarial accrued liability due to the unamortized portion of these changes. At June 30, 2016, the recorded liability for net postemployment benefits obligations totaled \$1.84 billion and the actuarial accrued liability totaled \$1.84 billion.

By implementing a series of health benefit initiatives over the past 11 years, the University has favorably impacted its actuarial accrued liability for postemployment benefits by \$847 million as of June 30, 2016. These initiatives have included cost sharing changes, elimination of Medicare Part B reimbursements for certain retirees and the adjustment of retirement eligibility criteria. Conversely, in 2015, a reduction in the discount rate and the adoption of a new mortality table, unfavorably impacted the actuarial accrued liability by \$344 million.

UNIVERSITY OF MICHIGAN

Management's Discussion and Analysis (Unaudited)--Continued

Net Position

Net position represents the residual interest in the University's assets after liabilities are deducted. The composition of the University's net position at June 30, 2016 and 2015 is summarized as follows:

| | 2016 | 2015 |
|--|------------------|------------------|
| | (in millions) | |
| Net investment in capital assets | \$ 3,821 | \$ 3,782 |
| Restricted: | | |
| Nonexpendable: | | |
| Permanent endowment corpus | 1,815 | 1,674 |
| Expendable: | | |
| Net appreciation of permanent endowments | 1,519 | 1,708 |
| Funds functioning as endowment | 1,942 | 2,061 |
| Restricted for operations and other | 658 | 603 |
| Unrestricted | 3,246 | 3,468 |
| | <u>\$ 13,001</u> | <u>\$ 13,296</u> |

Net investment in capital assets represents the University's capital assets net of accumulated depreciation and outstanding principal balances of debt related to the acquisition, construction or improvement of those assets. The increase of \$39 million in 2016 reflects the University's continued development and renewal of its capital assets in accordance with its long-range capital plan.

Restricted nonexpendable net position represents the historical value (corpus) of gifts to the University's permanent endowment funds. The increase of \$141 million in 2016 primarily represents new gifts. Restricted expendable net position is subject to externally imposed stipulations governing their use and includes net appreciation of permanent endowments, funds functioning as endowment and net position restricted for operations, facilities and student loan programs. Restricted expendable net position totaled \$4.1 billion at June 30, 2016, as compared to \$4.4 billion at June 30, 2015, with the current year decline driven primarily by a decrease in net appreciation of permanent endowments resulting from investment losses.

Although unrestricted net position is not subject to externally imposed stipulations, substantially all of the University's unrestricted net position has been designated for various academic programs, research initiatives and capital projects. Unrestricted net position at June 30, 2016 totaled \$3.2 billion and included funds functioning as endowment of \$4.2 billion offset by unfunded obligations for postemployment benefits of \$1.8 billion. Unrestricted net position at June 30, 2015 totaled \$3.5 billion and included funds functioning as endowment of \$4.3 billion offset by unfunded obligations for postemployment benefits of \$1.7 billion. Unrestricted net position also includes other net resources which totaled \$800 million and \$900 million at June 30, 2016 and 2015, respectively.

UNIVERSITY OF MICHIGAN

Management's Discussion and Analysis (Unaudited)--Continued

Statement of Revenues, Expenses and Changes in Net Position

The statement of revenues, expenses and changes in net position presents the University's results of operations. In accordance with GASB reporting principles, revenues and expenses are classified as either operating or nonoperating. A comparison of the University's revenues, expenses and changes in net position for the three years ended June 30, 2016 is summarized as follows:

| | 2016 | 2015 | 2014 |
|---|---------------|-------------|-------------|
| | (in millions) | | |
| Operating revenues: | | | |
| Net student tuition and fees | \$ 1,161.7 | \$ 1,145.9 | \$ 1,107.6 |
| Sponsored programs | 1,107.1 | 1,047.4 | 1,027.6 |
| Patient care revenues, net | 3,587.3 | 3,264.8 | 3,001.3 |
| Other | 421.9 | 465.3 | 398.4 |
| | 6,278.0 | 5,923.4 | 5,534.9 |
| Operating expenses | 7,152.8 | 6,693.2 | 6,381.3 |
| Operating loss | (874.8) | (769.8) | (846.4) |
| Nonoperating and other revenues (expenses): | | | |
| State educational appropriations | 345.8 | 340.2 | 321.7 |
| Federal Pell grants | 43.3 | 44.0 | 44.0 |
| Private gifts for operating activities | 167.2 | 172.0 | 166.4 |
| Net investment (loss) income | (129.7) | 357.8 | 1,653.8 |
| Interest expense, net | (55.6) | (49.3) | (54.2) |
| Federal subsidies for interest on Build America Bonds | 7.6 | 7.4 | 7.5 |
| Endowment and capital gifts and grants | 163.0 | 138.2 | 297.7 |
| State capital appropriations | 47.6 | 3.8 | |
| Other | (9.0) | (6.6) | (15.5) |
| Nonoperating and other revenues, net | 580.2 | 1,007.5 | 2,421.4 |
| (Decrease) increase in net position | (294.6) | 237.7 | 1,575.0 |
| Net position, beginning of year | 13,295.8 | 13,058.1 | 11,483.1 |
| Net position, end of year | \$ 13,001.2 | \$ 13,295.8 | \$ 13,058.1 |

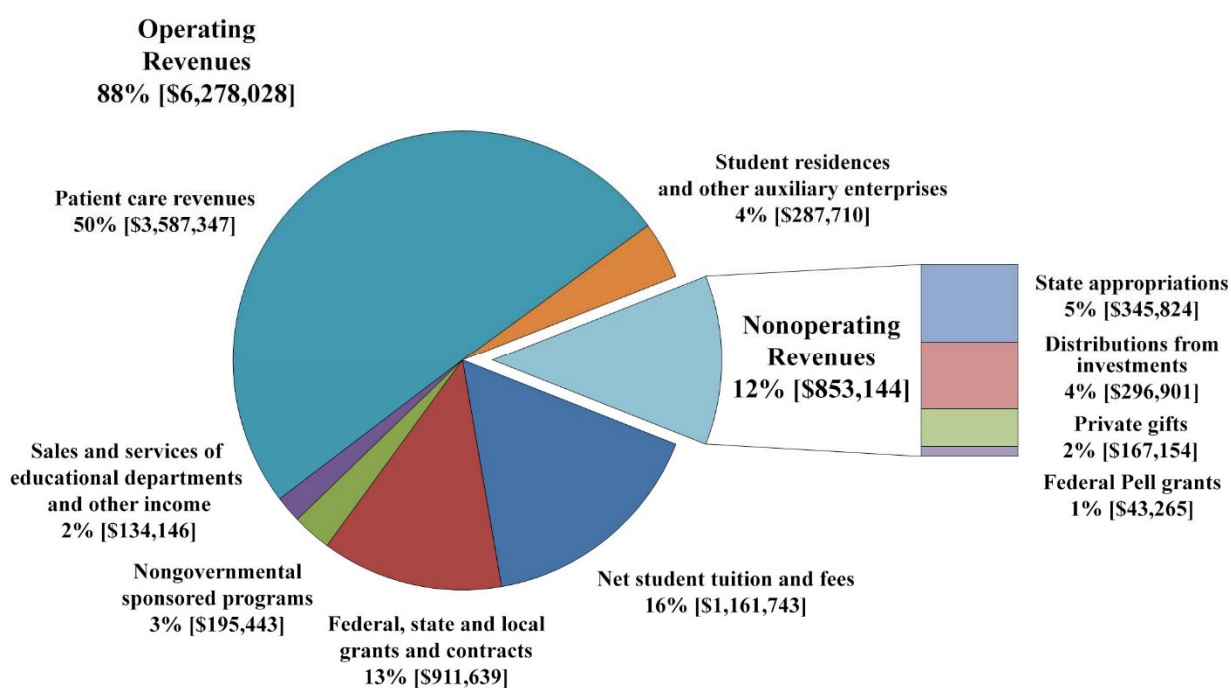
One of the University's greatest strengths is the diverse streams of revenue that supplement its student tuition and fees, including private support from individuals, foundations and corporations, along with government and other sponsored programs, state appropriations and investment income. The University continues to aggressively seek funding from all possible sources consistent with its mission in order to supplement student tuition and prudently manage the financial resources realized from these efforts to fund its operating activities, which include instruction, patient care and research.

UNIVERSITY OF MICHIGAN

Management's Discussion and Analysis (Unaudited)--Continued

The following is a graphic illustration of revenues by source, both operating and nonoperating, which are used to fund the University's operating activities for the year ended June 30, 2016 (amounts are presented in thousands of dollars). Certain recurring sources of the University's revenues are considered nonoperating, as defined by GASB, such as state appropriations, distributions from investments, private gifts and federal Pell grants.

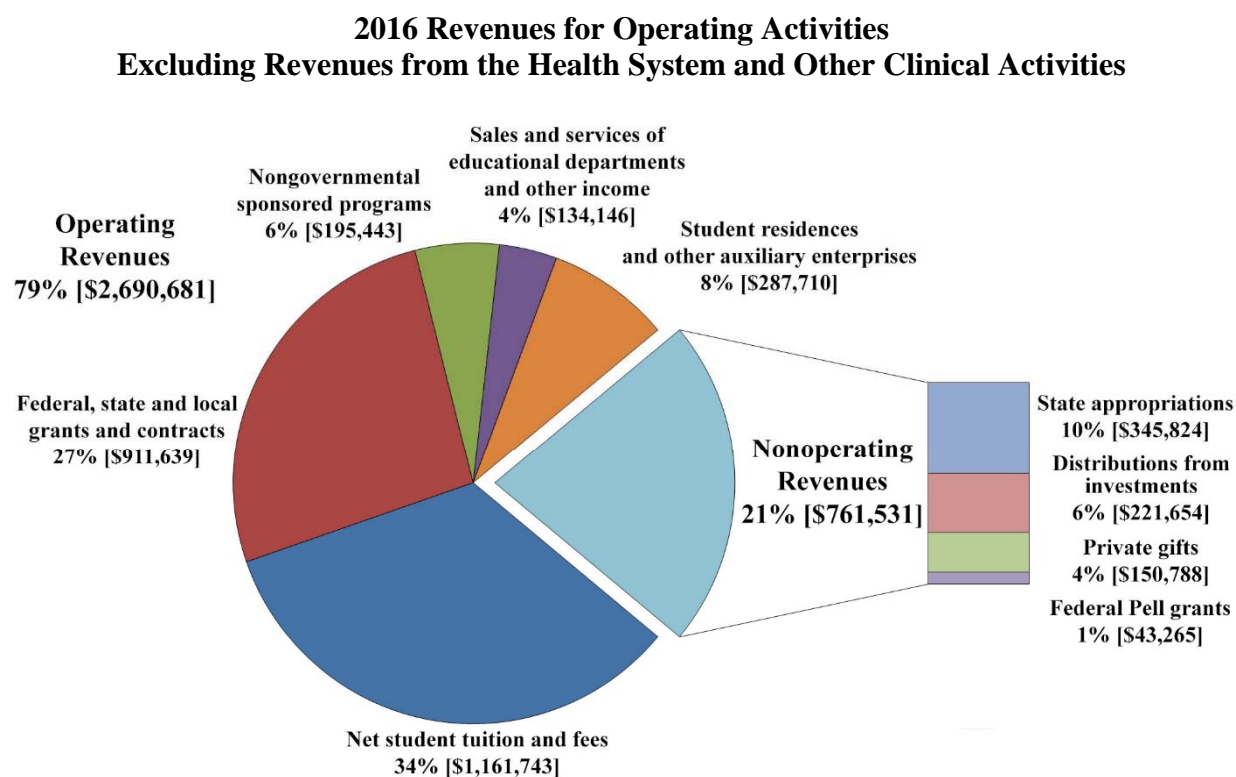
2016 Revenues for Operating Activities



UNIVERSITY OF MICHIGAN

Management's Discussion and Analysis (Unaudited)--Continued

The University measures its performance both for the University as a whole and for the University without its Health System and other clinical activities. The exclusion of these activities allows a clearer view of the operations of the schools and colleges, as well as central administration. The following is a graphic illustration of University revenues by source, both operating and nonoperating, which are used to fund operating activities other than the Health System and other clinical activities, for the year ended June 30, 2016 (amounts are presented in thousands of dollars).



Tuition and state appropriations are the primary sources of funding for the University's academic programs. There is a relationship between the growth or reduction in state support and the University's ability to restrain tuition fee increases. Together, net student tuition and fees and state appropriations increased 1 percent, or \$21 million, to \$1.51 billion in 2016, as compared to 4 percent, or \$57 million, to \$1.49 billion in 2015.

UNIVERSITY OF MICHIGAN

Management's Discussion and Analysis (Unaudited)--Continued

The University has been able to avoid the severe cuts and double digit tuition increases experienced elsewhere in the country due to a prudent long-term plan which anticipated the realities of the state's challenging economy. The University's plan includes an ongoing commitment to cost containment and reallocating resources to the highest priorities to provide support for innovative new initiatives to maintain academic excellence and help students keep pace with the evolving needs of society.

In 2016, the University's state educational appropriations increased 2 percent, or \$6 million, to \$346 million. In 2015, the University's state educational appropriations increased 6 percent, or \$18 million, to \$340 million.

For the three years ended June 30, 2016, net student tuition and fees revenue consisted of the following components:

| | 2016 | 2015 | 2014 |
|-----------------------------|-------------------|-------------------|-------------------|
| | (in millions) | | |
| Student tuition and fees | \$ 1,502.2 | \$ 1,458.6 | \$ 1,405.3 |
| Less scholarship allowances | 340.5 | 312.7 | 297.7 |
| | <u>\$ 1,161.7</u> | <u>\$ 1,145.9</u> | <u>\$ 1,107.6</u> |

In 2016, net student tuition and fees revenue increased 1 percent, or \$16 million, to \$1.16 billion, which reflects a 3 percent, or \$44 million, increase in gross tuition and fee revenues offset by a 9 percent, or \$28 million, increase in scholarship allowances. Tuition rate increases in 2016 were 2.7 percent for resident undergraduate students, 3.7 percent for nonresident undergraduate students and 2.7 percent for most graduate students on the Ann Arbor campus, with a 3.2 percent tuition rate increase for most undergraduate and graduate students on both the Dearborn and Flint campuses.

In 2015, net student tuition and fees revenue increased 3 percent, or \$38 million, to \$1.15 billion, which reflects a 4 percent, or \$53 million, increase in gross tuition and fee revenues offset by a 5 percent, or \$15 million, increase in scholarship allowances. Tuition rate increases in 2015 were 1.6 percent for resident undergraduate students, 3.4 percent for nonresident undergraduate students and 2.4 percent for most graduate students on the Ann Arbor campus, with a 3.2 percent tuition rate increase for most undergraduate and graduate students on the Dearborn campus and a 3.0 percent tuition rate increase for undergraduate and graduate students on the Flint campus.

During 2016 and 2015, the total number of students remained relatively stable; however, the University continued to experience a shift in mix from resident to non-resident students.

UNIVERSITY OF MICHIGAN

Management's Discussion and Analysis (Unaudited)--Continued

The University's tuition rate increases have consistently been among the lowest in the state, even in years of significant reductions in state appropriations, which reflects a commitment to affordable higher education for Michigan families. At the same time, the University has also increased scholarship and fellowship expenses and related allowances to benefit students in financial need.

While tuition and state appropriations fund a large percentage of University costs, private support is also essential to the University's academic distinction. Private gifts for other than capital and permanent endowment purposes totaled \$167 million in 2016, as compared to \$172 million in 2015 and \$166 million in 2014.

The University receives revenues for sponsored programs from various government agencies and private sources, which normally provide for both direct and indirect costs to perform these sponsored activities, with a significant portion related to federal research. Revenues for sponsored programs increased 6 percent, or \$60 million, to \$1.1 billion in 2016, driven primarily by an increase in federally sponsored activity. Revenues for sponsored programs increased 2 percent, or \$20 million, to \$1.0 billion in 2015, driven primarily by an increase in revenue from industry sponsored activities.

Patient care revenues are principally generated within the University's hospitals and ambulatory care facilities under contractual arrangements with governmental payers (Medicare and Medicaid) and private insurers. In 2016, the University's Hospitals and Health Centers ("HHC") realized payment rate increases from the majority of private insurers and governmental payers as compared to 2015 and 2014. The distribution of gross charge activity by primary payer source for the three years ended June 30, 2016 is summarized as follows:

| | 2016 | 2015 | 2014 |
|------------|-------|-------|-------|
| Medicare | 35.9% | 35.6% | 34.9% |
| Medicaid | 16.7% | 16.3% | 15.1% |
| Blue Cross | 32.6% | 33.2% | 34.0% |
| Other | 14.8% | 14.9% | 16.0% |

Patient care revenues increased 10 percent, or \$323 million, to \$3.6 billion in 2016, as compared to an increase of 9 percent, or \$264 million, to \$3.3 billion in 2015. The increased revenues for both years primarily resulted from growth in outpatient and inpatient volume, as well as an increase in revenue per patient case driven by favorable changes in payment rates. Adjusted cases, which is an aggregate activity measurement combining inpatient discharges and outpatient/observation case activity, increased 7 percent in 2016 and 2015 for HHC.

UNIVERSITY OF MICHIGAN

Management's Discussion and Analysis (Unaudited)--Continued

Net investment loss totaled \$130 million in 2016, compared to net investment income of \$358 million in 2015 and \$1.7 billion in 2014. The investment environment in 2016 continued to be challenging and was characterized by a high degree of volatility in the public equity and commodity sectors. The continued low interest rate environment and speculation as to whether higher rates are forthcoming has impacted asset classes within the portfolio in different ways. Both marketable equities and absolute return strategies suffered mid to high single-digit negative returns in 2016, while fixed income returns achieved high positive single-digit returns. Alternative investment results were mixed, with private equity and real estate leading with high single-digit returns. Venture capital returns were slightly negative and natural resources, although improved from the prior year, still returned double-digit losses. This compares to 2015 when the portfolio was characterized by relatively flat performance for the marketable securities with the alternative assets performing their role as a diversifier and delivering high single-digits returns. In 2014, returns were strong in fixed income, developed market equities, absolute return strategies and all alternative asset classes.

With the Victors for Michigan campaign well underway, gifts and grants for endowment and capital purposes continue to be a significant part of sustaining the University's excellence. Endowment and capital gifts and grants totaled \$163 million in 2016, as compared to \$138 million and \$298 million in 2015 and 2014, respectively. Private gifts for permanent endowment purposes totaled \$127 million in 2016, as compared to \$115 million and \$89 million in 2015 and 2014, respectively. Capital gifts and grants totaled \$36 million in 2016, as compared to \$23 million and \$209 million in 2015 and 2014, respectively. In recent years, major gifts have been received in support of the University's wide-ranging capital initiatives which include graduate student housing, the Health System, Law School, Stephen M. Ross School of Business, College of Engineering and Intercollegiate Athletics.

State capital appropriations are also helping the University improve its academic buildings. Current capital outlays are supporting renovations of the George Granger Brown Memorial Laboratories on the Ann Arbor campus, the Science Building and Computer Information Science Building on the Dearborn campus and the William R. Murchie Science Building on the Flint campus. Revenue is recognized as qualified capital expenditures are incurred and totaled \$48 million in 2016 and \$4 million in 2015.

In addition to revenue diversification, the University continues to make cost containment an ongoing priority. This is necessary as the University continues to face significant financial pressures, particularly in the areas of compensation and benefits, which represent 64 percent of total expenses, as well as in the areas of energy, technology and ongoing maintenance of facilities and infrastructure.

UNIVERSITY OF MICHIGAN

Management's Discussion and Analysis (Unaudited)--Continued

A comparative summary of the University's expenses for the three years ended June 30, 2016 is as follows (amounts in millions):

| | 2016 | | 2015 | | 2014 | |
|------------------------------|------------|------|------------|------|------------|------|
| Operating: | | | | | | |
| Compensation and benefits | \$ 4,627.4 | 64% | \$ 4,330.9 | 64% | \$ 4,150.8 | 64% |
| Supplies and services | 1,891.6 | 26 | 1,735.9 | 26 | 1,618.5 | 25 |
| Depreciation | 501.6 | 7 | 493.6 | 7 | 487.5 | 8 |
| Scholarships and fellowships | 132.2 | 2 | 132.8 | 2 | 124.5 | 2 |
| | 7,152.8 | 99 | 6,693.2 | 99 | 6,381.3 | 99 |
| Nonoperating: | | | | | | |
| Interest, net | 48.0 | 1 | 41.9 | 1 | 46.7 | 1 |
| | \$ 7,200.8 | 100% | \$ 6,735.1 | 100% | \$ 6,428.0 | 100% |

The University is committed to recruiting and retaining outstanding faculty and staff and the compensation package is one way to successfully compete with peer institutions and nonacademic employers. The resources expended for compensation and benefits increased 7 percent, or \$297 million, to \$4.6 billion in 2016, as compared to 4 percent, or \$180 million, to \$4.3 billion in 2015. Of the 2016 increase, compensation increased 5 percent, to \$3.5 billion, and employee benefits increased 14 percent, to \$1.1 billion, with the increase in employee benefits driven primarily by a change in the underlying mortality and discount rate assumptions used to develop the recorded liability for postemployment benefits. For 2015, compensation increased 5 percent, to \$3.4 billion, and employee benefits increased 2 percent, to \$962 million. During 2016 and 2015, nursing and other health professionals were added to support higher patient volume levels.

The University faces external and industry realities that put significant pressure on its ability to reduce compensation costs while remaining competitive. To help address this risk, the University continues to review components of its existing benefits program to find opportunities for potential savings without compromising the ability to offer competitive benefits to all faculty and staff.

Effective January 1, 2015, the University changed its defined contribution retirement plan to use base pay alone as eligible pay for calculating plan contributions. Elements of salary beyond base pay such as administrative and added-duties differentials, one-time lump sum payments, overtime pay and payout of unused vacation time upon termination will now be excluded from retirement savings calculations. Additionally, University contributions to the plan for certain employees of its health system were reduced to a cap of 9 percent from 10 percent of eligible pay to better align these benefits with those offered within the health care industry. All employees participating in the University's retirement savings plans continue to have the option to save additional base pay via a supplemental retirement account on a pre-tax basis.

UNIVERSITY OF MICHIGAN

Management's Discussion and Analysis (Unaudited)--Continued

Health care benefits are one of the most significant employee benefits. Over the past several years, the University has implemented initiatives to better control its rate of cost increase, encourage employees to choose the lowest cost health care plan that meets their needs and share a larger portion of health care cost increases with employees.

Compared to most employers, the University is in a unique position to utilize internal experts to advise and guide its health care and drug plans. For example, the Pharmacy Benefits Advisory Committee, which consists of internal experts including Health System physicians, School of Pharmacy faculty and on-staff pharmacists, monitors the safety and effectiveness of covered medications and guides appropriate prescribing, dispensing and cost effective use of prescription drugs. In addition, the University utilizes its nationally recognized health policy experts to guide future health plan strategies.

During 2013, the University began to implement changes to eligibility requirements and the University contribution to retiree health benefits that were announced in 2011. These changes were recommended by a committee that evaluated ways to maintain competitive retiree health benefits while helping address the acceleration of future costs. The changes are being phased in over eight years in order to assist current employees with the transition.

The University utilizes a point system to determine retirement eligibility, where points represent the combination of age and years of service for full-time employees. The points needed to retire with health benefits will gradually be increased from 76 in 2013 to 80 in 2021. Over the same period, the University's contribution towards health care benefits will gradually decrease from 87.5 percent for the retiree and 65 percent for any dependents for employees who retire in 2013 to a maximum of 80 percent for the retiree and 50 percent for any dependents for employees who retire in 2021. Employees who retire after December 31, 2020 will need a minimum of 20 years of service to receive the maximum contribution upon retirement which will be 68 percent for the retiree and 26 percent for any dependents. These adjustments will keep the University's retiree benefits competitive with peer institutions while producing an estimated \$9 million reduction in annual cash outlay by 2020 and an estimated \$165 million reduction in annual cash outlay by 2040.

The University continues to monitor and evaluate the cost of employee and retiree health benefits, following key benchmarks to ensure competitiveness with local and national higher education and health care markets. As national health care reforms are implemented under the Affordable Care Act, the University is closely tracking cost and coverage implications. Careful stewardship of our health benefit plans helps maintain our competitive position while preserving funding for the University's core mission.

UNIVERSITY OF MICHIGAN

Management's Discussion and Analysis (Unaudited)--Continued

The MHealthy initiative is a University-wide effort to improve the health and well-being of faculty, staff and their dependents by creating a culture of health and reducing or preventing health risks in our population. A five-year review of the program conducted in 2015 noted that overall annual program participation has been stable, with over 20,000 employees. Over the five-year period, decreases in the percentage of high risk employees occurred in many risk areas including back pain, alcohol, tobacco, nutrition and physical activity.

These initiatives and programs reflect the reality of the national landscape, while remaining true to the commitment we make to our employees for a robust benefits package.

Supplies and services expenses increased 9 percent, or \$156 million, to \$1.9 billion in 2016, as compared to an increase of 7 percent, or \$117 million, to \$1.7 billion in 2015. These increases were primarily due to growth in patient care related expenses including higher costs of prescription drugs and surgical implants, as well as costs associated with significant capital projects. During 2014, the new Northville Health Center facility was placed in service and the University implemented several significant information technology systems, including the third phase of an electronic medical record and patient billing system.

Depreciation expense increased 2 percent, or \$8 million, to \$502 million in 2016, as compared to an increase of 1 percent, or \$6 million, to \$494 million in 2015. The increased depreciation expense is primarily related to the completion of current year capital projects, as well as the impact of a full year of depreciation for the capital projects completed during the prior year. Capital assets placed in service during 2016 include the renovation of the West Quadrangle and Michigan Union-Cambridge House, as well as new construction of the Munger Graduate Residences and an instructional building for the School of Nursing. Capital assets placed in service in 2015 include the renovation and expansion of South Quad, the A. Alfred Taubman Health Sciences Library buildings and the Phyllis Ocker Field Hockey Stadium.

Net interest expense increased \$6 million in 2016 to \$48 million, from \$42 million in 2015 and \$47 million in 2014.

UNIVERSITY OF MICHIGAN

Management's Discussion and Analysis (Unaudited)--Continued

In addition to their natural (object) classification, it is also informative to review operating expenses by function. A comparative summary of the University's expenses by functional classification for the three years ended June 30, 2016 is as follows (amounts in millions):

| | 2016 | | 2015 | | 2014 | |
|-------------------------------------|------------|------|------------|------|------------|------|
| Operating: | | | | | | |
| Instruction | \$ 1,031.0 | 14% | \$ 983.5 | 15% | \$ 953.9 | 15% |
| Research | 754.8 | 10 | 706.1 | 10 | 708.8 | 11 |
| Public service | 182.2 | 3 | 189.4 | 3 | 152.8 | 2 |
| Institutional and academic support | 623.0 | 9 | 581.5 | 9 | 542.9 | 8 |
| Auxiliary enterprises: | | | | | | |
| Patient care | 3,402.5 | 47 | 3,127.1 | 46 | 2,925.0 | 46 |
| Other | 218.5 | 3 | 201.5 | 3 | 208.5 | 3 |
| Operations and maintenance of plant | 307.0 | 4 | 277.7 | 4 | 277.4 | 4 |
| Depreciation | 501.6 | 7 | 493.6 | 7 | 487.5 | 8 |
| Scholarships and fellowships | 132.2 | 2 | 132.8 | 2 | 124.5 | 2 |
| | 7,152.8 | 99 | 6,693.2 | 99 | 6,381.3 | 99 |
| Nonoperating: | | | | | | |
| Interest, net | 48.0 | 1 | 41.9 | 1 | 46.7 | 1 |
| | \$ 7,200.8 | 100% | \$ 6,735.1 | 100% | \$ 6,428.0 | 100% |

Instruction expenses increased 5 percent, or \$48 million in 2016, and 3 percent, or \$30 million in 2015. This increase is consistent with the modest level of growth in the related revenue sources offset by cost containment efforts.

Research expenses increased 7 percent, or \$49 million in 2016, and decreased 0.4 percent, or \$3 million in 2015. The increase in 2016 reflects the strength of the University's research enterprise, in spite of continued pressure from sequestration and intense competition for research dollars. To measure its total volume of research expenditures, the University considers research expenses, included in the above table, as well as research related facilities and administrative expenses, research initiative and start-up expenses and research equipment purchases. These amounts totaled \$1.4 billion, \$1.3 billion and \$1.3 billion in 2016, 2015 and 2014, respectively.

Patient care expenses increased 9 percent, or \$275 million in 2016, and 7 percent, or \$202 million in 2015. These increases are the result of additional patient care volume, including costs of staffing, medical supplies and pharmaceuticals.

UNIVERSITY OF MICHIGAN

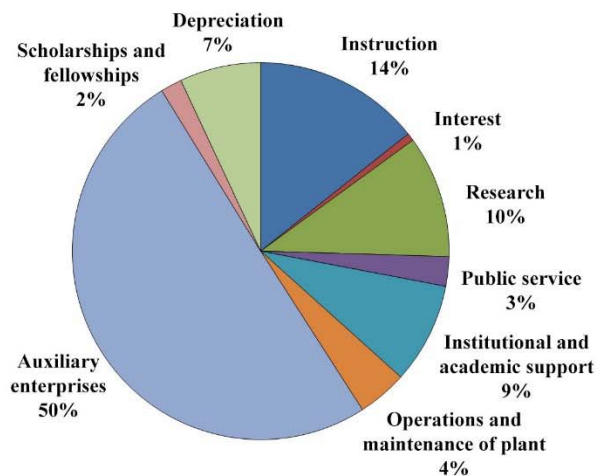
Management's Discussion and Analysis (Unaudited)--Continued

Total scholarships and fellowships provided to students aggregated \$494 million in 2016, as compared to \$465 million in 2015 and \$441 million in 2014, an increase of 12 percent over the past two years. Tuition, housing and fees revenues are reported net of aid applied to students' accounts, while amounts paid directly to students are reported as scholarship and fellowship expenses. Scholarships and fellowships for the three years ended June 30, 2016 are summarized as follows:

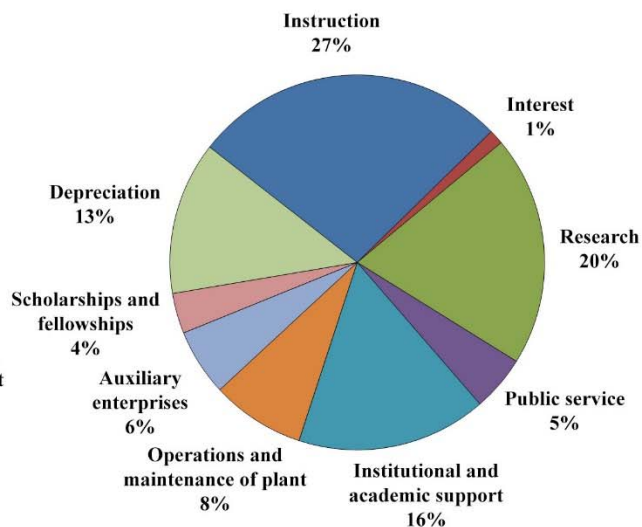
| | 2016 | 2015 | 2014 |
|-------------------------------|-----------------|-----------------|-----------------|
| | (in millions) | | |
| Paid directly to students | \$ 132.2 | \$ 132.8 | \$ 124.5 |
| Applied to tuition and fees | 340.5 | 312.7 | 297.7 |
| Applied to University Housing | 21.6 | 19.8 | 18.6 |
| | <u>\$ 494.3</u> | <u>\$ 465.3</u> | <u>\$ 440.8</u> |

The following graphic illustrations present total expenses by function, with and without the University's Health System and other patient care activities:

2016 Expenses by Function



2016 Expenses by Function
Excluding Expenses from the University's
Health System and Other Patient Care Activities



UNIVERSITY OF MICHIGAN

Management's Discussion and Analysis (Unaudited)--Continued

Statement of Cash Flows

The statement of cash flows provides additional information about the University's financial results by reporting the major sources and uses of cash. A comparative summary of the statement of cash flows for the years ended June 30, 2016 and 2015 is as follows:

| | 2016 | 2015 |
|---|---------------|------------|
| | (in millions) | |
| Cash received from operations | \$ 6,330.7 | \$ 5,943.7 |
| Cash expended for operations | (6,496.5) | (6,238.8) |
| Net cash used in operating activities | (165.8) | (295.1) |
| Net cash provided by investing activities | 116.4 | 291.0 |
| Net cash used in capital and related financing activities | (449.3) | (617.0) |
| Net cash provided by noncapital financing activities | 679.0 | 660.8 |
| Net increase in cash and cash equivalents | 180.3 | 39.7 |
| Cash and cash equivalents, beginning of year | 105.5 | 65.8 |
| Cash and cash equivalents, end of year | \$ 285.8 | \$ 105.5 |

Cash received from operations primarily consists of student tuition, sponsored program grants and contracts and patient care revenues. Significant sources of cash provided by noncapital financing activities, as defined by GASB, include state appropriations, federal Pell grants and private gifts used to fund operating activities.

Economic Factors That Will Affect the Future

The University continues to face significant financial challenges to its academic programs, stemming from the State's uncertain financial circumstances. Given the continuation of this difficult economic environment, it is noteworthy that the University maintains the highest credit ratings of Moody's (Aaa) and Standard & Poor's (AAA). Achieving and maintaining the highest credit ratings provides the University with significant flexibility in securing capital funds on the most competitive terms. This flexibility, along with ongoing efforts toward revenue diversification and cost containment, will enable the University to provide the necessary resources to support a consistent level of excellence in service to students, patients, the research community, the state and the nation.

A crucial element to the University's future continues to be a strong relationship with the state of Michigan. Historically, there has been a connection between the growth, or reduction, of state support and the University's ability to control tuition increases. Over the past several years, the University has successfully addressed the realities of the state's difficult economy and, pursuant to a long-range plan, continues to work relentlessly to cut and mitigate operational costs in order to remain affordable and preserve access, while protecting the academic enterprise.

UNIVERSITY OF MICHIGAN

Management's Discussion and Analysis (Unaudited)--Continued

The University's budget for 2017 anticipates a 3.0 percent increase in state educational appropriations, a 3.9 percent tuition rate increase for Ann Arbor campus resident undergraduates and a 10.8 percent increase in centrally awarded financial aid. Nonresident undergraduate tuition rates will increase 4.4 percent, while most graduate and professional rates will increase 3.9 percent. Resident undergraduate tuition rates on the Dearborn and Flint campuses will increase 4.1 percent.

While tuition and state appropriations fund a large percentage of academic costs, private support is also essential to the University's academic distinction. In November 2013, the University launched the public phase of a major fundraising campaign with the announcement of an ambitious goal of \$4 billion. The campaign, titled "Victors for Michigan", is focused on raising funds for three priority areas of student support, engaged learning and bold ideas, in order to better prepare tomorrow's leaders and address the complex problems facing the world. Since commencing the quiet phase of the campaign in 2011, the University has raised 87.5 percent of the goal, in cash, pledges and bequests. The campaign will continue through 2018.

The University continues to execute its long-range plan to maintain, modernize and expand its complement of older facilities while adding key new facilities for instruction, research, patient care and residential life. This strategy addresses the University's growth and the continuing effects of technology on teaching, research and clinical activities. Authorized costs to complete construction and other projects totaled \$1.1 billion at June 30, 2016. Funding for these projects is anticipated to include \$1.0 billion from internal sources, gifts, grants and future borrowings, \$26 million from the State Building Authority and \$36 million from the utilization of unexpended debt proceeds.

In addition to strategic capital and technological investments, the University's Health System is also focusing on clinical affiliation arrangements to enhance patient care, clinical research, physician recruitment and support services. In support of this goal, the University signed a definitive agreement in September 2016 in connection with a proposed affiliation with Metropolitan Health Corporation ("Metro Health"), a community health care provider in west Michigan. In addition to its 208-bed hospital, Metro Health has neighborhood outpatient centers and offices throughout west Michigan to serve the greater Grand Rapids area.

While HHC is well positioned to maintain a strong financial position in the near term, ongoing constraints on revenue are expected due to fiscal pressures from employers and federal and state governments. Management believes that much of the payment pressure can be offset by growth in patient volume and continued efforts to contain certain costs.

The University will continue to employ its long-term investment strategy to maximize total returns, at an appropriate level of risk, while utilizing a spending rate policy to preserve endowment capital and insulate the University's operations from temporary market volatility.

UNIVERSITY OF MICHIGAN

Management's Discussion and Analysis (Unaudited)--Continued

As a labor-intensive organization, the University faces competitive pressures related to attracting and retaining faculty and staff. Moreover, consistent with the national landscape, the University also faces rising costs of health benefits for its employees and retirees. The University has successfully taken and will continue to take proactive steps to respond to these challenges while protecting the quality of the overall benefits package.

U.S. health care reform will also continue to influence benefits planning. Since the Affordable Care Act was signed into law in March 2010 and subsequently affirmed by the Supreme Court, new regulatory requirements continue to affect health plans, providers and employers alike. Beginning in 2011, the University has implemented several initiatives in response to this new law including required cost-sharing, eligibility and communications changes. University experts are continuing to assess additional health care reform impacts, including health insurance exchanges for large employers in 2017 and the excise tax on high-cost plans in 2020. As of January 1, 2016, the University was required to offer minimum essential health coverage to 95 percent of its full time employees regardless of regular or temporary status. The University is working to develop clear strategies and options for the future that will ensure compliance over the coming years of regulatory change.

While it is not possible to predict the ultimate results, management believes that the University's financial position will remain strong.

UNIVERSITY OF MICHIGAN

Consolidated Statement of Net Position

| | June 30, | |
|--|-----------------------------|-----------------------------|
| | 2016 | 2015 |
| | (in thousands) | |
| Assets | | |
| Current Assets: | | |
| Cash and cash equivalents | \$ 285,838 | \$ 105,465 |
| Investments for operating activities | 919,270 | 957,915 |
| Investments for capital activities | 320,934 | 294,013 |
| Investments for student loan activities | 57,273 | 55,751 |
| Accounts receivable, net | 615,969 | 580,291 |
| Current portion of notes and pledges receivable, net | 73,958 | 79,445 |
| Current portion of prepaid expenses and other assets | 108,834 | 86,581 |
| Cash collateral held by agent | 63,292 | 83,203 |
| Total Current Assets | <u>2,445,368</u> | <u>2,242,664</u> |
| Noncurrent Assets: | | |
| Endowment, life income and other investments | 10,045,608 | 10,264,326 |
| Notes and pledges receivable, net | 318,278 | 321,639 |
| Prepaid expenses and other assets | 32,685 | 27,101 |
| Capital assets, net | 5,708,576 | 5,622,386 |
| Total Noncurrent Assets | <u>16,105,147</u> | <u>16,235,452</u> |
| Total Assets | <u><u>\$ 18,550,515</u></u> | <u><u>\$ 18,478,116</u></u> |
| Liabilities and Net Position | | |
| Current Liabilities: | | |
| Accounts payable | \$ 292,817 | \$ 232,110 |
| Accrued compensation and other | 416,099 | 365,789 |
| Unearned revenue | 265,563 | 228,144 |
| Current portion of insurance and benefits reserves | 90,791 | 84,634 |
| Current portion of obligations for postemployment benefits | 74,885 | 65,172 |
| Commercial paper and current portion of bonds payable | 292,021 | 201,146 |
| Long-term bonds payable subject to remarketing, net | 217,637 | 336,374 |
| Collateral held for securities lending | 63,292 | 83,203 |
| Deposits of affiliates and others | 58,258 | 43,890 |
| Total Current Liabilities | <u>1,771,363</u> | <u>1,640,462</u> |
| Noncurrent Liabilities: | | |
| Accrued compensation | 50,411 | 53,606 |
| Insurance and benefits reserves | 112,412 | 108,271 |
| Obligations for postemployment benefits | 1,765,698 | 1,687,691 |
| Obligations under life income agreements | 58,272 | 46,570 |
| Government loan advances | 87,630 | 87,483 |
| Bonds payable | 1,476,712 | 1,330,897 |
| Deposits of affiliates and other | 226,762 | 227,329 |
| Total Noncurrent Liabilities | <u>3,777,897</u> | <u>3,541,847</u> |
| Total Liabilities | <u>5,549,260</u> | <u>5,182,309</u> |
| Net Position: | | |
| Net investment in capital assets | 3,820,905 | 3,782,130 |
| Restricted: | | |
| Nonexpendable | 1,815,575 | 1,673,996 |
| Expendable | 4,119,019 | 4,371,607 |
| Unrestricted | 3,245,756 | 3,468,074 |
| Total Net Position | <u>13,001,255</u> | <u>13,295,807</u> |
| Total Liabilities and Net Position | <u><u>\$ 18,550,515</u></u> | <u><u>\$ 18,478,116</u></u> |

The accompanying notes are an integral part of the consolidated financial statements.

UNIVERSITY OF MICHIGAN

**Consolidated Statement of Revenues, Expenses
and Changes in Net Position**

| | Year Ended June 30, | |
|--|----------------------------|----------------------|
| | 2016 | 2015 |
| | (in thousands) | |
| Operating Revenues | | |
| Student tuition and fees | \$ 1,502,202 | \$ 1,458,576 |
| Less scholarship allowances | 340,459 | 312,659 |
| Net student tuition and fees | 1,161,743 | 1,145,917 |
| Federal grants and contracts | 900,778 | 845,263 |
| State and local grants and contracts | 10,861 | 7,925 |
| Nongovernmental sponsored programs | 195,443 | 194,219 |
| Sales and services of educational departments | 131,081 | 193,487 |
| Auxiliary enterprises: | | |
| Patient care revenues (net of provision for bad debts of \$101,799 in 2016 and \$124,783 in 2015) | 3,587,347 | 3,264,832 |
| Student residence fees (net of scholarship allowances of \$21,640 in 2016 and \$19,825 in 2015) | 107,028 | 98,221 |
| Other revenues | 180,682 | 170,631 |
| Student loan interest income and fees | 3,065 | 2,879 |
| Total Operating Revenues | 6,278,028 | 5,923,374 |
| Operating Expenses | | |
| Compensation and benefits | 4,627,415 | 4,330,909 |
| Supplies and services | 1,891,519 | 1,735,922 |
| Depreciation | 501,631 | 493,629 |
| Scholarships and fellowships | 132,228 | 132,758 |
| Total Operating Expenses | 7,152,793 | 6,693,218 |
| Operating loss | (874,765) | (769,844) |
| Nonoperating Revenues (Expenses) | | |
| State educational appropriations | 345,824 | 340,201 |
| Federal Pell grants | 43,265 | 44,061 |
| Private gifts for other than capital and endowment purposes | 167,154 | 171,952 |
| Net investment (loss) income | (129,669) | 357,780 |
| Interest expense, net | (55,564) | (49,288) |
| Federal subsidies for interest on Build America Bonds | 7,565 | 7,443 |
| Total Nonoperating Revenues, Net | 378,575 | 872,149 |
| (Loss) income before other revenues (expenses) | (496,190) | 102,305 |
| Other Revenues (Expenses) | | |
| State capital appropriations | 47,566 | 3,847 |
| Capital gifts and grants | 36,439 | 22,975 |
| Private gifts for permanent endowment purposes | 126,630 | 115,203 |
| Other | (8,997) | (6,597) |
| Total Other Revenues, Net | 201,638 | 135,428 |
| (Decrease) increase in net position | (294,552) | 237,733 |
| Net Position, Beginning of Year | 13,295,807 | 13,058,074 |
| Net Position, End of Year | \$ 13,001,255 | \$ 13,295,807 |

The accompanying notes are an integral part of the consolidated financial statements.

UNIVERSITY OF MICHIGAN

Consolidated Statement of Cash Flows

| | Year Ended June 30, | |
|---|---------------------|-------------------|
| | 2016 | 2015 |
| | (in thousands) | |
| Cash Flows From Operating Activities | | |
| Student tuition and fees | \$ 1,166,315 | \$ 1,141,704 |
| Federal, state and local grants and contracts | 902,253 | 840,144 |
| Nongovernmental sponsored programs | 201,683 | 201,852 |
| Sales and services of educational departments and other | 340,514 | 354,555 |
| Patient care revenues | 3,588,770 | 3,284,591 |
| Student residence fees | 108,481 | 98,801 |
| Payments to employees | (3,511,163) | (3,374,825) |
| Payments for benefits | (1,006,801) | (936,342) |
| Payments to suppliers | (1,826,563) | (1,771,937) |
| Payments for scholarships and fellowships | (132,228) | (132,758) |
| Student loans issued | (19,730) | (22,942) |
| Student loans collected | 19,656 | 19,206 |
| Student loan interest and fees collected | 3,065 | 2,879 |
| Net Cash Used in Operating Activities | (165,748) | (295,072) |
| Cash Flows From Investing Activities | | |
| Interest and dividends on investments, net | 77,309 | 50,605 |
| Proceeds from sales and maturities of investments | 4,809,747 | 5,763,848 |
| Purchases of investments | (4,670,131) | (5,530,132) |
| Net (increase) decrease in cash equivalents from noncurrent investments | (109,039) | 5,701 |
| Net increase in deposits of affiliates and other | 8,532 | 968 |
| Net Cash Provided by Investing Activities | 116,418 | 290,990 |
| Cash Flows From Capital and Related Financing Activities | | |
| State capital appropriations | 27,494 | |
| Private gifts and other receipts | 43,397 | 44,154 |
| Proceeds from issuance of capital debt | 558,249 | 136,915 |
| Principal payments on capital debt | (437,000) | (100,640) |
| Interest payments on capital debt | (57,652) | (54,801) |
| Federal subsidies for Build America Bonds interest | 7,545 | 7,603 |
| Payments for bond refunding and related costs | (911) | |
| Purchases of capital assets | (591,336) | (652,241) |
| Proceeds from sales of capital assets | 898 | 1,995 |
| Net Cash Used in Capital and Related Financing Activities | (449,316) | (617,015) |
| Cash Flows From Noncapital Financing Activities | | |
| State educational appropriations | 344,802 | 336,834 |
| Federal Pell grants | 43,265 | 44,061 |
| Private gifts and other receipts | 298,926 | 277,284 |
| Student direct lending receipts | 281,898 | 304,656 |
| Student direct lending disbursements | (292,106) | (303,638) |
| Amounts received for annuity and life income funds | 9,743 | 9,136 |
| Amounts paid to annuitants and life beneficiaries and related expenses | (7,509) | (7,533) |
| Net Cash Provided by Noncapital Financing Activities | 679,019 | 660,800 |
| Net increase in cash and cash equivalents | 180,373 | 39,703 |
| Cash and Cash Equivalents, Beginning of Year | 105,465 | 65,762 |
| Cash and Cash Equivalents, End of Year | \$ 285,838 | \$ 105,465 |

The accompanying notes are an integral part of the consolidated financial statements.

UNIVERSITY OF MICHIGAN

Consolidated Statement of Cash Flows--Continued

| | Year Ended June 30, | |
|---|----------------------------|--------------|
| | 2016 | 2015 |
| | (in thousands) | |
| Reconciliation of operating loss to net cash used in operating activities: | | |
| Operating loss | \$ (874,765) | \$ (769,844) |
| Adjustments to reconcile operating loss to net cash used in operating activities: | | |
| Depreciation expense | 501,631 | 493,629 |
| Changes in assets and liabilities: | | |
| Accounts receivable, net | (4,440) | (13,716) |
| Prepaid expenses and other assets | (9,425) | (19,257) |
| Accounts payable | 65,143 | (16,927) |
| Accrued compensation and other | 20,671 | 261 |
| Unearned revenue | 37,419 | 11,132 |
| Insurance and benefits reserves | 10,298 | (1,759) |
| Obligations for postemployment benefits | 87,720 | 21,409 |
| Net cash used in operating activities | \$ (165,748) | \$ (295,072) |

The accompanying notes are an integral part of the consolidated financial statements.

UNIVERSITY OF MICHIGAN

Notes to Consolidated Financial Statements

June 30, 2016 and 2015

Note 1--Organization and Summary of Significant Accounting Policies

Organization and Basis of Presentation: The University of Michigan (the “University”) is a state-supported institution with an enrollment of over 61,000 students on its three campuses. The financial statements include the individual schools, colleges and departments, the University of Michigan Hospitals and Health Centers, Michigan Health Corporation (a wholly-owned corporation created to pursue joint venture and managed care initiatives) and Veritas Insurance Corporation (a wholly-owned captive insurance company). While the University is a political subdivision of the state of Michigan, it is not a component unit of the State in accordance with Governmental Accounting Standards Board (“GASB”) Statement No. 14, *The Financial Reporting Entity*. The University is classified as a state instrumentality under Internal Revenue Code Section 115 and a charitable organization under Internal Revenue Code Section 501(c)(3), and is therefore exempt from federal income taxes. Certain activities of the University may be subject to taxation as unrelated business income under Internal Revenue Code Sections 511 to 514.

The University reports as a special purpose government entity engaged primarily in business type activities, as defined by GASB, on the accrual basis. Business type activities are those that are financed in whole or in part by fees charged to external parties for goods or services.

The financial statements of all controlled organizations are included in the University’s financial statements; affiliated organizations that are not controlled by, and not dependent on the University, such as booster and alumni organizations, are not included.

Net position is categorized as:

- Net investment in capital assets: Capital assets, net of accumulated depreciation and outstanding principal balances of debt related to the acquisition, construction or improvement of those assets.
- Restricted:
 - Nonexpendable – Net position subject to externally imposed stipulations that it be maintained permanently. Such net position includes the corpus portion (historical value) of gifts to the University’s permanent endowment funds and certain investment earnings stipulated by the donor to be reinvested permanently.

Expendable – Net position subject to externally imposed stipulations that can be fulfilled by actions of the University pursuant to those stipulations or that expire by the passage of time. Such net position includes net appreciation of the University’s permanent endowment funds that have not been stipulated by the donor to be reinvested permanently.

UNIVERSITY OF MICHIGAN

Notes to Consolidated Financial Statements--Continued

Note 1--Organization and Summary of Significant Accounting Policies--Continued

- Unrestricted: Net position not subject to externally imposed stipulations. Unrestricted net position may be designated for specific purposes by action of management or the Board of Regents. Substantially all unrestricted net position is designated for various academic programs, research initiatives and capital projects.

Adoption of New Accounting Standard: During 2016, the University adopted GASB Statement No. 72, *Fair Value Measurement and Application* ("GASB 72"). With the adoption of this statement, the University expanded disclosures to present cash equivalents, investments and derivative instruments across the hierarchy of valuation inputs.

Accounting Standard Issued But Not Yet Adopted: In June 2015, the GASB issued Statement No. 75, *Accounting and Financial Reporting for Postemployment Benefits Other Than Pensions*, which establishes new accounting and financial reporting requirements for the University's postemployment benefits. This statement is effective for fiscal years beginning after June 15, 2017 and the University is currently evaluating the potential impact to its financial statements and related disclosures.

Summary of Significant Accounting Policies: For purposes of the statement of cash flows, the University considers all highly liquid investments purchased with a maturity of three months or less, to be cash equivalents. Cash equivalents representing assets of the University's endowment, life income and other investments are included in noncurrent investments as these funds are not used for operating purposes.

Investments are reported in four categories in the statement of net position. Investments reported as endowment, life income and other investments are those funds invested in portfolios that are considered by management to be of a long duration. Investments for student loan and capital activities are those funds that are intended to be used for these specific activities. All other investments are reported as investments for operating activities.

UNIVERSITY OF MICHIGAN

Notes to Consolidated Financial Statements--Continued

Note 1--Organization and Summary of Significant Accounting Policies--Continued

GASB 72 defines fair value and establishes a framework for measuring fair value that includes a three tiered hierarchy of valuation inputs, placing a priority on those which are observable in the marketplace. Observable inputs reflect market data obtained from sources independent of the reporting entity and unobservable inputs reflect the University's own assumptions about how market participants would value an asset or liability based on the best information available. To the extent that valuation is based on models or inputs that are less observable or unobservable in the market, the determination of fair value requires more judgment. The three levels of inputs, of which the first two are considered observable and the last unobservable, are as follows:

- Level 1 – Quoted prices for identical assets or liabilities in active markets that can be accessed at the measurement date
- Level 2 – Other significant observable inputs, either direct or indirect, such as quoted prices for similar assets or liabilities in active markets; quoted prices for identical or similar assets or liabilities in markets that are not active; inputs other than quoted prices that are observable; or market corroborated inputs
- Level 3 – Unobservable inputs

GASB 72 allows for the use of net asset value ("NAV") as a practical expedient for valuation purposes. Investments that use NAV in determining fair value are disclosed separately from the valuation hierarchy as presented in Note 2.

Investments in marketable securities are carried at fair value, as established by the major securities markets. Purchases and sales of investments are accounted for on the trade date basis. Investment income is recorded on the accrual basis. Realized and unrealized gains and losses are reported in investment income.

Investments in nonmarketable limited partnerships are carried at fair value, which is generally established using the NAV provided by the management of the investment partnerships as of June 30, 2016 and 2015. The University may also adjust the fair value of these investments based on market conditions, specific redemption terms and restrictions, risk considerations and other factors. As these investments are not readily marketable the estimated value is subject to uncertainty, and therefore, may differ from the value that would have been used had a ready market for the investments existed.

UNIVERSITY OF MICHIGAN

Notes to Consolidated Financial Statements--Continued

Note 1--Organization and Summary of Significant Accounting Policies--Continued

Investments denominated in foreign currencies are translated into U.S. dollar equivalents using year-end spot foreign currency exchange rates. Purchases and sales of investments denominated in foreign currencies and related income are translated at spot exchange rates on the transaction dates.

Derivative instruments such as financial futures, forward foreign exchange contracts and interest rate swaps held in investment portfolios, are recorded on the contract date and are carried at fair value using listed price quotations or amounts that approximate fair value. To facilitate trading in financial futures, the University is required to post cash or securities to satisfy margin requirements of the exchange where such futures contracts are listed. The University monitors the required amount of cash and securities on deposit for financial futures transactions and withdraws or deposits cash or securities as necessary.

Accounts receivable are recorded net of an allowance for uncollectible accounts receivable. The allowance is based on management's judgment of potential uncollectible amounts, which includes such factors as historical experience and type of receivable.

The University receives pledges and bequests of financial support from corporations, foundations and individuals. Revenue is recognized when a pledge representing an unconditional promise to pay is received and all eligibility requirements, including time requirements, have been met. In the absence of such a promise, revenue is recognized when the gift is received. Permanent endowment pledges do not meet eligibility requirements, as defined by GASB, and are not recorded as assets until the related gift is received.

Unconditional promises to give that are expected to be collected in future years are recorded at the present value of the estimated future cash flows. The discounts on these amounts are computed using risk-free interest rates applicable to the years in which the promises are made, commensurate with expected future payments. An allowance for uncollectible pledges receivable is provided based on management's judgment of potential uncollectible amounts and includes such factors as prior collection history, type of gift and nature of fundraising.

Capital assets are recorded at cost or, if donated, at fair value at the date of donation. Depreciation of capital assets is provided on a straight-line method over the estimated useful lives of the respective assets, which generally range from four to forty years. The University does not capitalize works of art or historical treasures that are held for exhibition, education, research or public service. These collections are neither disposed of for financial gain nor encumbered in any way. Accordingly, such collections are not recognized or capitalized for financial statement purposes.

UNIVERSITY OF MICHIGAN

Notes to Consolidated Financial Statements--Continued

Note 1--Organization and Summary of Significant Accounting Policies--Continued

Unearned revenue consists primarily of cash received from grant and contract sponsors which has not yet been earned under the terms of the agreement. Unearned revenue also includes amounts received in advance of an event, such as student tuition and advance ticket sales related to future fiscal years.

Deposits of affiliates and others represent cash and invested funds held by the University as a result of agency relationships with various groups. Noncurrent deposits of affiliates represent the portion of endowment and similar funds held by the University on behalf of others.

The University holds life income funds for beneficiaries of the pooled income fund, charitable remainder trusts and the gift annuity program. These funds generally pay lifetime income to beneficiaries, after which the principal is made available to the University in accordance with donor intentions. All life income fund assets, including those held in trust, are recorded at fair value. The present value of estimated future payments due to life income beneficiaries is recorded as a liability.

For donor restricted endowments, the Uniform Prudent Management of Institutional Funds Act, as adopted in Michigan, permits the Board of Regents to appropriate amounts for endowment spending rule distributions as is considered prudent. The University's policy is to retain net realized and unrealized appreciation with the endowment after spending rule distributions. Net appreciation of permanent endowment funds, which totaled \$1,519,149,000 and \$1,708,175,000 at June 30, 2016 and 2015, respectively, is recorded in restricted expendable net position. The University's endowment spending rule is further discussed in Note 2.

Student tuition and residence fees are presented net of scholarships and fellowships applied to student accounts, while stipends and other payments made directly to students are presented as scholarship and fellowship expenses.

Patient care revenues are reported net of contractual allowances and bad debt expenses. Contractual allowances are estimated based on agreements with third-party payers that provide payments for patient care services at amounts different from established rates. These allowances are subject to the laws and regulations governing the federal and state programs and post-payment audits, and adjusted in future periods as final settlements are determined. Patient care services are primarily provided through the University of Michigan Health System, which includes the Hospitals and Health Centers, the University of Michigan Medical Group and the Michigan Health Corporation. Patient care services are also provided through University Health Services, which provides health care services to students, faculty and staff, and Dental Faculty Associates, which provides dental care services performed by faculty dentists.

UNIVERSITY OF MICHIGAN

Notes to Consolidated Financial Statements--Continued

Note 1--Organization and Summary of Significant Accounting Policies--Continued

Patient care services are provided to patients who meet certain criteria under the Hospitals and Health Centers' charity care policy without charge or at amounts less than its established rates. Accordingly, charity care is not reported as revenue in the accompanying statement of revenues, expenses and changes in net position. Charges forgone for charity care services totaled \$48,203,000 and \$20,557,000 in 2016 and 2015, respectively.

Other auxiliary enterprise revenues primarily represent revenues generated by intercollegiate athletics, parking, student unions and student publications.

The University's policy for defining operating activities as reported on the statement of revenues, expenses and changes in net position are those that generally result from exchange transactions such as payments received for providing services and payments made for services or goods received. Nearly all of the University's expenses are from exchange transactions.

Certain significant revenue streams relied upon for operations result from nonexchange transactions and are recorded as nonoperating revenues including state appropriations, federal Pell grants, gifts and investment income.

The preparation of financial statements in conformity with accounting principles generally accepted in the United States of America requires management to make estimates and assumptions that affect amounts reported in the financial statements and accompanying notes. Actual results could differ from those estimates. The most significant areas that require management estimates relate to self-insurance and benefits obligations.

Reclassifications: Certain prior year amounts have been reclassified to conform with current year presentations.

Subsequent Event: In September 2016, the University and Metropolitan Health Corporation signed a definitive, non-binding agreement to affiliate and consummate a member substitution where the University would become the parent organization. The signing of this agreement did not have a material impact on the University's financial statements.

UNIVERSITY OF MICHIGAN

Notes to Consolidated Financial Statements--Continued

Note 2--Cash and Investments

Summary: The University maintains centralized management for substantially all of its cash and investments.

Working capital of individual University units is invested in the University Investment Pool (“UIP”). Together with the University’s short-term insurance and other benefits reserves, the UIP is invested in the Daily and Monthly Portfolios, which are principally invested in investment-grade money market securities, U.S. government and other fixed income securities and absolute return strategies.

The University collectively invests substantially all of the assets of its endowment funds along with a portion of its insurance and benefits reserves, charitable remainder trusts and gift annuity program in the Long Term Portfolio. The longer investment horizon of the Long Term Portfolio allows for an equity-oriented strategy to achieve higher expected returns over time, and permits the use of less liquid alternative investments, providing for equity diversification beyond the stock markets. The Long Term Portfolio includes investments in domestic and non-U.S. stocks and bonds, commingled funds and limited partnerships consisting of venture capital, private equity, real estate, natural resources and absolute return strategies.

The University also separately invests certain endowments and charitable remainder trusts, unexpended bond proceeds and other funds with investment restrictions outside of the Daily, Monthly and Long Term Portfolios.

Authorizations: The University’s investment policies are governed and authorized by University Bylaws and the Board of Regents. The approved asset allocation policy for the Long Term Portfolio sets a general target of 80 percent equities and 20 percent fixed income securities, within a permitted range of 65 to 90 percent for equities and 10 to 35 percent for fixed income securities. Since diversification is a fundamental risk management strategy, the Long Term Portfolio is broadly diversified within these general categories.

The endowment spending rule provides for distributions from the University Endowment Fund to the University entities that benefit from the endowment fund. At June 30, 2016 and 2015, the annual distribution rate was 4.5 percent of the one-quarter lagged seven year moving average fair value of fund shares. To protect endowment principal in the event of a prolonged market downturn, distributions are limited to 5.3 percent of the current fair value of fund shares. Distributions are also made from the UIP to University entities based on the 90-day U.S. Treasury Bill rate. The University’s costs to administer and grow the University Endowment Fund and UIP are funded by investment returns.

UNIVERSITY OF MICHIGAN

Notes to Consolidated Financial Statements--Continued

Note 2--Cash and Investments--Continued

Cash and Cash Equivalents: Cash and cash equivalents, which totaled \$285,838,000 and \$105,465,000 at June 30, 2016 and 2015, respectively, represent short-term money market investments in mutual funds, overnight collective funds managed by the University's custodian or short-term highly liquid investments registered as securities and held by the University or its agents in the University's name. Of its cash and cash equivalents, the University had actual cash balances in its bank accounts in excess of Federal Deposit Insurance Corporation limits in the amount of \$9,687,000 and \$9,136,000 at June 30, 2016 and 2015, respectively. The University does not require its deposits to be collateralized or insured.

Cash and cash equivalents include certain securities that are subject to the leveling requirements defined by GASB 72. Level 1 securities, which primarily consist of money market funds and U.S. government securities, totaled \$63,433,000 and \$37,424,000 at June 30, 2016 and 2015, respectively. Level 2 securities, which primarily consist of U.S. agencies, totaled \$96,343,000 and \$39,993,000 at June 30, 2016 and 2015, respectively.

Investments: At June 30, 2016 and 2015, the University's investments, which are held by the University or its agents in the University's name, are summarized as follows:

| | 2016 | 2015 |
|---------------------------------------|----------------------|----------------------|
| | (in thousands) | |
| Cash equivalents, noncurrent | \$ 161,500 | \$ 52,461 |
| Equity securities | 1,396,023 | 1,300,173 |
| Fixed income securities | 1,868,581 | 2,301,472 |
| Commingled funds | 2,597,267 | 2,903,066 |
| Nonmarketable alternative investments | 5,308,968 | 4,997,621 |
| Other investments | 10,746 | 17,212 |
| | <u>\$ 11,343,085</u> | <u>\$ 11,572,005</u> |

UNIVERSITY OF MICHIGAN

Notes to Consolidated Financial Statements--Continued

Note 2--Cash and Investments--Continued

GASB 72 establishes a hierarchy that prioritizes inputs to valuation techniques used to measure fair value. At June 30, 2016 and 2015, the fair value of the University's investments based on the inputs used to value them is summarized as follows:

| | 2016 | | | | Total Fair Value |
|--|--------------|--------------|---------------------------|--------------|------------------|
| | Level 1 | Level 2 | Level 3 (in thousands) | NAV | |
| Cash equivalents, noncurrent | \$ 161,500 | | | | \$ 161,500 |
| Equity securities: | | | | | |
| Domestic | 457,605 | | \$ 18,868 | | 476,473 |
| Foreign | 918,992 | | 558 | | 919,550 |
| | 1,376,597 | - | 19,426 | - | 1,396,023 |
| Fixed income securities: | | | | | |
| U.S. Treasury | 537,988 | | | | 537,988 |
| U.S. government agency | | \$ 287,098 | | | 287,098 |
| Corporate and other | | 880,777 | 162,718 | | 1,043,495 |
| | 537,988 | 1,167,875 | 162,718 | - | 1,868,581 |
| Commingled funds: | | | | | |
| Absolute return | | | | \$ 1,578,437 | 1,578,437 |
| Domestic equities | 16,094 | | | 246,522 | 262,616 |
| Global equities | 9,222 | | | 692,613 | 701,835 |
| U.S. fixed income | 5,817 | | | 43,222 | 49,039 |
| Other | 5,340 | | | | 5,340 |
| | 36,473 | - | - | 2,560,794 | 2,597,267 |
| Nonmarketable alternative investments: | | | | | |
| Venture capital | | | | 1,306,581 | 1,306,581 |
| Absolute return | | | | 1,092,694 | 1,092,694 |
| Private equity | | | 162,878 | 1,130,422 | 1,293,300 |
| Real estate | | | 8,590 | 907,602 | 916,192 |
| Natural resources | | | 168,897 | 531,304 | 700,201 |
| | - | - | 340,365 | 4,968,603 | 5,308,968 |
| Other investments | 213 | 549 | 9,984 | | 10,746 |
| | \$ 2,112,771 | \$ 1,168,424 | \$ 532,493 | \$ 7,529,397 | \$ 11,343,085 |

UNIVERSITY OF MICHIGAN

Notes to Consolidated Financial Statements--Continued

Note 2--Cash and Investments--Continued

| | 2015 | | | | Total Fair Value |
|--|--------------|--------------|---------------------------|--------------|------------------|
| | Level 1 | Level 2 | Level 3 (in thousands) | NAV | |
| Cash equivalents, noncurrent | \$ 52,461 | | | | \$ 52,461 |
| Equity securities: | | | | | |
| Domestic | 436,536 | | \$ 11,051 | | 447,587 |
| Foreign | 852,570 | | 16 | | 852,586 |
| | 1,289,106 | - | 11,067 | - | 1,300,173 |
| Fixed income securities: | | | | | |
| U.S. Treasury | 844,161 | | | | 844,161 |
| U.S. government agency | | \$ 396,594 | | | 396,594 |
| Corporate and other | | 900,894 | 159,823 | | 1,060,717 |
| | 844,161 | 1,297,488 | 159,823 | - | 2,301,472 |
| Commingled funds: | | | | | |
| Absolute return | | | | \$ 1,385,538 | 1,385,538 |
| Domestic equities | 15,387 | | | 314,652 | 330,039 |
| Global equities | 11,140 | | | 1,120,363 | 1,131,503 |
| U.S. fixed income | 6,424 | | | 43,633 | 50,057 |
| Other | 5,929 | | | | 5,929 |
| | 38,880 | - | - | 2,864,186 | 2,903,066 |
| Nonmarketable alternative investments: | | | | | |
| Venture capital | | | | 1,362,389 | 1,362,389 |
| Absolute return | | | | 807,894 | 807,894 |
| Private equity | | | 89,252 | 1,208,261 | 1,297,513 |
| Real estate | | | 7,137 | 907,535 | 914,672 |
| Natural resources | | | 177,830 | 437,323 | 615,153 |
| | - | - | 274,219 | 4,723,402 | 4,997,621 |
| Other investments | (1,725) | 9,463 | 9,474 | | 17,212 |
| | \$ 2,222,883 | \$ 1,306,951 | \$ 454,583 | \$ 7,587,588 | \$ 11,572,005 |

Investments categorized as Level 1 are valued using prices quoted in active markets for those securities. Equity securities categorized as Level 3 represent investments in start-up or venture companies. Fixed income securities categorized as Level 2 represent investments valued using a matrix pricing technique, which values debt securities based on their relationship to a benchmark and the relative spread to that benchmark. Fixed income securities categorized as Level 3 represent a note receivable associated with the sale of a portion of the University's nonmarketable alternative real estate investments. Certain assumptions about the appropriate yield curve and underlying credit rating of the issuer were made in determining the fair value of the note. Nonmarketable alternative investments categorized as Level 3 include direct investments and are primarily valued using models that rely on inputs which are unobservable in the market.

UNIVERSITY OF MICHIGAN

Notes to Consolidated Financial Statements--Continued

Note 2--Cash and Investments--Continued

The University's investment strategy incorporates certain financial instruments that involve, to varying degrees, elements of market risk and credit risk in excess of amounts recorded in the financial statements. Market risk is the potential for changes in the value of financial instruments due to market changes, including interest and foreign exchange rate movements and fluctuations embodied in forwards, futures and commodity or security prices. Market risk is directly impacted by the volatility and liquidity of the markets in which the underlying assets are traded. Credit risk is the possibility that a loss may occur due to the failure of a counterparty to perform according to the terms of the contract. The University's risk of loss in the event of a counterparty default is typically limited to the amounts recognized in the statement of net position and is not represented by the contract or notional amounts of the instruments.

Fixed income securities have inherent financial risks, including credit risk and interest rate risk. Credit risk for fixed income securities is the risk that the issuer will not fulfill its obligations. Nationally recognized statistical rating organizations ("NSROs"), such as Moody's and Standard & Poor's, assign credit ratings to security issues and issuers that indicate a measure of potential credit risk to investors. Fixed income securities considered investment grade are those rated at least Baa by Moody's and BBB by Standard & Poor's. To manage credit risk, the University specifies minimum average and minimum absolute quality NSRO ratings for securities held pursuant to its management agreements.

The University minimizes concentration of credit risk, the risk of a large loss attributed to the magnitude of the investment in a single issuer of fixed income securities, by diversifying its fixed income issues and issuers and holding U.S. Treasury securities which are considered to have minimal credit risk. The University also manages this risk at the account level by limiting each fixed income manager's holding of any non-U.S. government issuer to 5 percent of the value of the investment account.

Interest rate risk is the risk that changes in interest rates will adversely affect the fair value of fixed income securities. Effective duration, a commonly used measure of interest rate risk, incorporates a security's yield, coupon, final maturity, call features and other imbedded options into one number expressed in years that indicates how price-sensitive a security or portfolio of securities is to changes in interest rates. The effective duration of a security or portfolio indicates the approximate percentage change in fair value expected for a one percent change in interest rates. The longer the duration, the more sensitive the security or portfolio is to changes in interest rates. The weighted average effective duration of the University's fixed income securities was 5.9 years at June 30, 2016, compared to 3.4 years at June 30, 2015. The University manages the effective duration of its fixed income securities at the account level, where fixed income managers generally may not deviate from the duration of their respective benchmarks by more than 25 percent. The Monthly Portfolio held positions in bond futures at June 30, 2016 and 2015, which are used to adjust the duration of cash equivalents and the fixed income portion of the portfolios.

UNIVERSITY OF MICHIGAN

Notes to Consolidated Financial Statements--Continued

Note 2--Cash and Investments--Continued

The composition of fixed income securities at June 30, 2016 and 2015, along with credit quality and effective duration measures, is summarized as follows:

| 2016 | | | | | | |
|--------------------------------------|--------------------|---------------------|---|-----------|--------------|------------------------|
| | U.S. Government | Investment Grade | Non- Investment Grade (in thousands) | Not Rated | Total | Duration (in years) |
| U.S. Treasury | \$ 308,171 | | | | \$ 308,171 | 9.0 |
| U.S. Treasury inflation protected | 229,817 | | | | 229,817 | 2.7 |
| U.S. government agency | 287,098 | | | | 287,098 | 1.0 |
| Mortgage backed | | \$ 18,875 | \$ 4,603 | \$ 531 | 24,009 | 1.8 |
| Asset backed | | 50,113 | 864 | | 50,977 | 2.3 |
| Corporate and other | | 949,218 | 12,326 | 6,965 | 968,509 | 7.4 |
| | \$ 825,086 | \$ 1,018,206 | \$ 17,793 | \$ 7,496 | \$ 1,868,581 | 5.9 |
| | | | | | | |
| 2015 | | | | | | |
| | U.S. Government | Investment Grade | Non- Investment Grade (in thousands) | Not Rated | Total | Duration (in years) |
| U.S. Treasury | \$ 617,218 | | | | \$ 617,218 | 1.3 |
| U.S. Treasury inflation protected | 226,943 | | | | 226,943 | 3.1 |
| U.S. government agency | 396,594 | | | | 396,594 | 0.8 |
| Mortgage backed | | \$ 42,578 | \$ 11,738 | \$ 7,738 | 62,054 | 1.6 |
| Asset backed | | 31,509 | 1,553 | | 33,062 | 3.5 |
| Corporate and other | | 923,984 | 33,984 | 7,633 | 965,601 | 6.1 |
| | \$ 1,240,755 | \$ 998,071 | \$ 47,275 | \$ 15,371 | \$ 2,301,472 | 3.4 |

Of the University's fixed income securities, 99 percent and 97 percent were rated investment grade or better at June 30, 2016 and 2015, and 51 percent and 59 percent of these securities consisted of either U.S. treasury and government agencies or non-U.S. government securities rated AAA/Aaa at June 30, 2016 and 2015, respectively. Corporate and other fixed income securities include a receivable associated with the sale of a portion of the University's real estate nonmarketable alternative investments which totaled \$160,305,000 and \$157,832,000 at June 30, 2016 and 2015, respectively.

Commingled (pooled) funds include Securities and Exchange Commission regulated mutual funds and externally managed funds, limited partnerships and corporate structures which are generally unrated and unregulated. Certain commingled funds may use derivatives, short positions and leverage as part of their investment strategy. These investments are structured to limit the University's risk exposure to the amount of invested capital.

UNIVERSITY OF MICHIGAN

Notes to Consolidated Financial Statements--Continued

Note 2--Cash and Investments--Continued

Nonmarketable alternative investments consist of limited partnerships and similar vehicles involving an advance commitment of capital called by the general partner as needed and distributions of capital and return on invested capital as underlying strategies are concluded during the life of the partnership. There is not an active secondary market for these alternative investments, which are generally unrated and unregulated, and the liquidity of these investments is dependent on actions taken by the general partner. The University's limited partnerships are diversified in terms of manager selection, industry and geographic focus. At June 30, 2016 and 2015, no individual partnership investment represented 5 percent or more of total investments.

Absolute return strategies in the commingled funds and nonmarketable alternative investments classifications include long/short stock programs, merger arbitrage, intra-capital structure arbitrage and distressed debt investments. The goal of absolute return strategies is to provide, in aggregate, a return that is consistently positive and uncorrelated with the overall market.

The University's investments in commingled funds and nonmarketable alternative investments are contractual agreements that may limit the ability to initiate redemptions due to notice periods, lock-ups and gates. Additional information about current redemption terms and outstanding commitments at June 30, 2016 is summarized as follows (amounts in thousands):

| | Fair Value | Remaining Life | Outstanding Commitments | Redemption Terms | Redemption Notice |
|---------------------------------------|--------------|----------------|-------------------------|--|---|
| Commingled funds | \$ 2,597,267 | N/A | | Daily, monthly, quarterly, and annually, with varying notice periods | Lock-up provisions range from none to 3 years |
| Nonmarketable alternative investments | \$ 5,308,968 | 1-12 years | \$ 3,859,336 | Ineligible for redemption | N/A |

Commingled funds have liquidity (redemption) provisions, which enable the University to make full or partial withdrawals with notice, subject to restrictions on the timing and amount. Of the University's commingled funds at June 30, 2016 and 2015, approximately 83 percent and 88 percent are redeemable within one year, with 58 and 64 percent redeemable within 90 days under normal market conditions. The remaining amounts are redeemable beyond one year, with redemption of certain funds dependent on disposition of the underlying assets. The University's committed but unpaid obligation to nonmarketable alternative investments is further discussed in Note 13.

UNIVERSITY OF MICHIGAN

Notes to Consolidated Financial Statements--Continued

Note 2--Cash and Investments--Continued

The University participates in non-U.S. developed and emerging markets through commingled funds invested in non-U.S./global equities and absolute return strategies. Although substantially all of these funds are reported in U.S. dollars, price changes of the underlying securities in local markets as well as changes to the value of local currencies relative to the U.S. dollar are embedded in investment returns. In addition, a portion of the University's equity securities and nonmarketable alternative investments are denominated in foreign currencies, which must be settled in local (non-U.S.) currencies.

Foreign exchange risk is the risk that investments denominated in foreign currencies may lose value due to adverse fluctuations in the value of the U.S. dollar relative to foreign currencies. Forward foreign currency contracts are typically used to manage the risks related to fluctuations in currency exchange rates between the time of purchase or sale and the actual settlement of foreign securities. Various investment managers acting for the University use forward foreign exchange contracts in risk-based transactions to carry out their portfolio strategies and are subject to agreements that provide minimum diversification and maximum exposure limits by country and currency.

The value of the University's non-U.S. dollar holdings net of outstanding forward foreign exchange contracts totaled \$940,947,000 or 8 percent of total investments at June 30, 2016, and \$624,515,000 or 5 percent of total investments at June 30, 2015. Non-U.S. dollar exposures at June 30, 2016 and 2015 are summarized as follows:

| | 2016 | 2015 |
|-------------------------|-------------------|-------------------|
| | (in thousands) | |
| Euros | \$ 602,240 | \$ 574,210 |
| British pounds sterling | 142,091 | (93,105) |
| Canadian dollar | 113,689 | 8,771 |
| Japanese yen | 105,989 | 166,751 |
| New Zealand dollar | (69,991) | (145,909) |
| Singapore dollar | (110,707) | (141,793) |
| Other | 157,636 | 255,590 |
| | <u>\$ 940,947</u> | <u>\$ 624,515</u> |

UNIVERSITY OF MICHIGAN

Notes to Consolidated Financial Statements--Continued

Note 2--Cash and Investments--Continued

The Long Term Portfolio and the Monthly Portfolio participate in a short-term, fully collateralized, securities lending program administered by the University's master custodian. Together, the Portfolios had \$95,505,000 and \$91,157,000 in securities loans outstanding at June 30, 2016 and 2015, respectively. At loan inception, an approved borrower must deliver collateral of cash, securities or letters of credit to the University's lending agent equal to 102 percent of fair value for domestic securities and 105 percent for foreign securities. Collateral positions are monitored daily to ensure that borrowed securities are never less than 100 percent collateralized. At June 30, 2016, collateral of \$99,200,000 (104 percent of securities on loan) includes invested cash of \$63,292,000 and U.S. government securities of \$35,908,000, while at June 30, 2015, collateral of \$98,820,000 (108 percent of securities on loan) includes invested cash of \$83,203,000 and U.S. government securities of \$15,617,000.

Cash collateral held by the University's lending agent, along with the offsetting liability to return the collateral at loan termination, are recorded in the statement of net position. Neither the University nor its securities lending agent has the ability to pledge or sell securities received as collateral unless a borrower defaults. Securities loans may be terminated upon notice by either the University or the borrower.

Note 3--Accounts Receivable

The composition of accounts receivable at June 30, 2016 and 2015 is summarized as follows:

| | 2016 | 2015 |
|--|-------------------|-------------------|
| | (in thousands) | |
| Patient care | \$ 573,339 | \$ 584,311 |
| Sponsored programs | 133,196 | 113,594 |
| State appropriations, educational and capital | 86,795 | 65,701 |
| Student accounts | 28,935 | 29,580 |
| Other | 44,878 | 49,002 |
| | 867,143 | 842,188 |
| Less allowance for uncollectible accounts receivable | 251,174 | 261,897 |
| | <u>\$ 615,969</u> | <u>\$ 580,291</u> |

UNIVERSITY OF MICHIGAN

Notes to Consolidated Financial Statements--Continued

Note 4--Notes and Pledges Receivable

The composition of notes and pledges receivable at June 30, 2016 and 2015 is summarized as follows:

| | 2016 | 2015 |
|---|----------------|-------------|
| | (in thousands) | |
| Notes: | | |
| Federal student loan programs | \$ 89,644 | \$ 89,839 |
| University student loan funds | 17,586 | 17,495 |
| Other | 851 | 673 |
| | 108,081 | 108,007 |
| Less allowance for uncollectible notes | 3,100 | 3,100 |
| Total notes receivable, net | 104,981 | 104,907 |
| Gift pledges: | | |
| Capital | 179,712 | 184,184 |
| Operations | 122,932 | 121,938 |
| | 302,644 | 306,122 |
| Less: | | |
| Allowance for uncollectible pledges | 11,411 | 5,581 |
| Unamortized discount to present value | 3,978 | 4,364 |
| Total pledges receivable, net | 287,255 | 296,177 |
| Total notes and pledges receivable, net | 392,236 | 401,084 |
| Less current portion | 73,958 | 79,445 |
| | \$ 318,278 | \$ 321,639 |

The principal repayment and interest rate terms of federal and university loans vary considerably. The allowance for uncollectible notes only applies to University funded notes and the University portion of federal student loans, as the University is not obligated to fund the federal portion of uncollected student loans. Federal loan programs are funded principally with federal advances to the University under the Perkins and various health professions loan programs.

UNIVERSITY OF MICHIGAN

Notes to Consolidated Financial Statements--Continued

Note 4--Notes and Pledges Receivable--Continued

Payments on pledges receivable at June 30, 2016 are expected to be received in the following years ended June 30 (in thousands):

| | |
|----------------|-------------------|
| 2017 | \$ 60,537 |
| 2018 | 47,157 |
| 2019 | 35,048 |
| 2020 | 26,225 |
| 2021 | 27,063 |
| 2022 and after | 106,614 |
| | <u>\$ 302,644</u> |

As discussed in Note 1, permanent endowment pledges do not meet eligibility requirements, as defined by GASB, until the related gift is received. Accordingly, permanent endowment pledges totaling \$168,434,000 and \$154,133,000 at June 30, 2016 and 2015, respectively, are not recognized as assets in the accompanying financial statements. In addition, bequest intentions and other conditional promises are not recognized as assets until the specified conditions are met due to uncertainties with regard to their realizability and valuation.

UNIVERSITY OF MICHIGAN

Notes to Consolidated Financial Statements--Continued

Note 5--Capital Assets

Capital assets activity for the years ended June 30, 2016 and 2015 is summarized as follows:

| 2016 | | | | |
|-------------------------------|----------------------|-----------|-------------|-------------------|
| | Beginning Balance | Additions | Retirements | Ending Balance |
| | (in thousands) | | | |
| Land | \$ 112,400 | \$ 1,366 | \$ 50 | \$ 113,716 |
| Land improvements | 123,003 | 3,166 | 1,117 | 125,052 |
| Infrastructure | 248,047 | 7,132 | | 255,179 |
| Buildings | 7,486,312 | 490,954 | 20,777 | 7,956,489 |
| Construction in progress | 528,728 | (76,581) | | 452,147 |
| Property held for future use | 24,502 | | | 24,502 |
| Equipment | 1,861,266 | 142,607 | 112,006 | 1,891,867 |
| Library materials | 567,461 | 26,306 | | 593,767 |
| | 10,951,719 | 594,950 | 133,950 | 11,412,719 |
| Less accumulated depreciation | 5,329,333 | 501,631 | 126,821 | 5,704,143 |
| | \$ 5,622,386 | \$ 93,319 | \$ 7,129 | \$ 5,708,576 |

| 2015 | | | | |
|-------------------------------|----------------------|------------|-------------|-------------------|
| | Beginning Balance | Additions | Retirements | Ending Balance |
| | (in thousands) | | | |
| Land | \$ 112,011 | \$ 389 | | \$ 112,400 |
| Land improvements | 116,677 | 8,564 | \$ 2,238 | 123,003 |
| Infrastructure | 241,528 | 6,519 | | 248,047 |
| Buildings | 7,283,237 | 245,727 | 42,652 | 7,486,312 |
| Construction in progress | 270,963 | 257,765 | | 528,728 |
| Property held for future use | 30,779 | (6,277) | | 24,502 |
| Equipment | 1,879,237 | 122,262 | 140,233 | 1,861,266 |
| Library materials | 542,672 | 24,789 | | 567,461 |
| | 10,477,104 | 659,738 | 185,123 | 10,951,719 |
| Less accumulated depreciation | 5,010,433 | 493,629 | 174,729 | 5,329,333 |
| | \$ 5,466,671 | \$ 166,109 | \$ 10,394 | \$ 5,622,386 |

The decrease in construction in progress of \$76,581,000 in 2016 represents the amount of capital expenditures for new projects of \$504,099,000 net of assets placed in service of \$580,680,000. The increase in construction in progress of \$257,765,000 in 2015 represents the amount of capital expenditures for new projects of \$585,979,000 net of assets placed in service of \$328,214,000.

UNIVERSITY OF MICHIGAN

Notes to Consolidated Financial Statements--Continued

Note 6--Long-term Debt

Long-term debt at June 30, 2016 and 2015 is summarized as follows:

| | 2016 | 2015 |
|--|----------------|--------------|
| | (in thousands) | |
| Commercial Paper: | | |
| Tax-exempt, variable rate (.467%)* | \$ 155,085 | \$ 132,625 |
| Taxable, variable rate (.549%)* | 4,885 | 5,865 |
| General Revenue Bonds: | | |
| Series 2015, 4.00% to 5.00% through 2046 | 306,715 | |
| unamortized premium | 53,754 | |
| Series 2014A, 4.00% to 5.00% through 2044 | 79,560 | 81,310 |
| Series 2014B, 0.597% to 3.516% through 2024 | 7,505 | 8,370 |
| unamortized premium | 7,433 | 7,914 |
| Series 2013A, 2.75% to 5.00% through 2029 | 47,820 | 49,710 |
| unamortized premium | 2,133 | 2,395 |
| Series 2012A, variable rate (.39%)* through 2036 | 50,000 | 50,000 |
| Series 2012B, variable rate (.31%)* through 2042 | 65,000 | 65,000 |
| Series 2012C, 5.00% through 2017 | 68,120 | 73,175 |
| unamortized premium | 2,590 | 5,373 |
| Series 2012D-1, variable rate (.36%)* to fixed via swap through 2025 | 66,885 | 69,980 |
| deferred amount on refunding | (12,335) | (14,409) |
| Series 2012D-2, variable rate (.41%)* to fixed via swap through 2026 | | |
| and variable rate 2027 through 2030 | 71,110 | 75,085 |
| deferred amount on refunding | (4,618) | (5,529) |
| Series 2012E**, variable rate (.84%)* through 2033 | 95,970 | 95,970 |
| Series 2012F**, variable rate through 2016 | | 100,970 |
| Series 2010A, taxable-Build America Bonds, 4.926% to 5.593% through 2040 | 163,110 | 163,110 |
| Series 2010C, 3.75% to 5.00% through 2027 | 138,970 | 149,970 |
| unamortized premium | 8,228 | 9,650 |
| Series 2010D, taxable-Build America Bonds, 2.738% to 5.333% through 2041 | 181,190 | 189,095 |
| Series 2009A, 3.00% to 5.00% through 2029 | 56,105 | 63,870 |
| Series 2009B, variable rate (.43%)* through 2039 | 118,710 | 118,710 |
| unamortized premium | 5,040 | 5,430 |
| Series 2009D, taxable-Build America Bonds, 5.155% to 6.172% through 2030 | 89,815 | 89,815 |
| Series 2008A, variable rate (.37%)* through 2038 | 57,085 | 105,810 |
| Series 2008B, variable rate (.39%)* to fixed via swap through 2026 | | |
| and variable rate 2027 through 2028 | 83,590 | 89,725 |
| Series 2005A, 5.00% through 2018 | 2,080 | 3,045 |
| unamortized premium | 50 | 98 |
| Series 2002, variable rate (.44%)* to fixed via swap through 2018 | | |
| and variable rate through 2016 | 14,785 | 76,285 |
| | 1,986,370 | 1,868,417 |
| Less: | | |
| Commercial paper and current portion of bonds payable | 292,021 | 201,146 |
| Long-term bonds payable subject to remarketing, net | 217,637 | 336,374 |
| | \$ 1,476,712 | \$ 1,330,897 |

* Denotes variable rate at June 30, 2016

** Denotes variable rate bonds not subject to remarketing

UNIVERSITY OF MICHIGAN

Notes to Consolidated Financial Statements--Continued

Note 6--Long-term Debt--Continued

Certain variable rate bonds have remarketing features which allow bondholders to put debt back to the University. Accordingly, variable rate bonds payable is classified as current unless supported by liquidity agreements, such as lines of credit or standby bond purchase agreements, which can refinance the debt on a long-term basis. The classification of the University's variable rate bonds payable at June 30, 2016 and 2015 is summarized as follows:

| | 2016 | 2015 |
|---|-------------------|-------------------|
| | (in thousands) | |
| Variable rate bonds payable subject to remarketing | \$ 527,165 | \$ 650,595 |
| Less: | | |
| Current principal maturities | 20,965 | 20,075 |
| Long-term liquidity agreements: | | |
| Unsecured line of credit | 150,000 | 150,000 |
| Standby bond purchase agreements | 138,563 | 144,146 |
| Long-term bonds payable subject to remarketing, net | <u>\$ 217,637</u> | <u>\$ 336,374</u> |

The University's available line of credit and standby bond purchase agreements were entirely unused at June 30, 2016.

In connection with certain issues of variable rate debt, the University has entered into various floating-to-fixed interest rate swaps to convert all or a portion of the associated variable rate debt to synthetic fixed rates to protect against the potential of rising interest rates. The fair value, significant terms and other information about the University's interest rate swaps is discussed in Note 7.

UNIVERSITY OF MICHIGAN

Notes to Consolidated Financial Statements--Continued

Note 6--Long-term Debt--Continued

Long-term debt activity for the years ended June 30, 2016 and 2015 is summarized as follows:

| | | 2016 | | | |
|---------------------------|--|----------------------|------------|------------|-------------------|
| | | Beginning Balance | Additions | Reductions | Ending Balance |
| | | (in thousands) | | | |
| Commercial paper Bonds | | \$ 138,490 | \$ 196,885 | \$ 175,405 | \$ 159,970 |
| | | 1,729,927 | 361,364 | 264,891 | 1,826,400 |
| | | \$ 1,868,417 | \$ 558,249 | \$ 440,296 | \$ 1,986,370 |
| | | 2015 | | | |
| | | Beginning Balance | Additions | Reductions | Ending Balance |
| | | (in thousands) | | | |
| Commercial paper Bonds | | \$ 41,090 | \$ 136,915 | \$ 39,515 | \$ 138,490 |
| | | 1,793,569 | | 63,642 | 1,729,927 |
| | | \$ 1,834,659 | \$ 136,915 | \$ 103,157 | \$ 1,868,417 |

The University maintains a combination of variable and fixed rate debt supported by general revenues, with effective interest rates that averaged 2.3 percent and 2.1 percent in 2016 and 2015, respectively, including federal subsidies for interest on taxable Build America Bonds. The University utilizes commercial paper to provide interim financing for its capital improvement program. The Board of Regents has authorized the issuance of up to \$300,000,000 in commercial paper backed by a general revenue pledge. Outstanding commercial paper debt is converted to long-term debt financing, as appropriate, within the normal course of business.

During 2016, the University issued \$306,715,000 of fixed rate General Revenue Bonds Series 2015 with a net original issue premium of \$54,649,000. Total bond proceeds of \$361,364,000 were utilized to convert \$71,425,000 of commercial paper to long-term debt and refund \$204,325,000 of existing bonds, as well as provide \$84,685,000 for capital projects and \$929,000 for debt issuance costs.

UNIVERSITY OF MICHIGAN

Notes to Consolidated Financial Statements--Continued

Note 6--Long-term Debt--Continued

Debt obligations are generally callable by the University and mature at various dates through fiscal 2046. Principal maturities, including amortization of deferred amounts on refunding and interest on debt obligations, based on scheduled bond maturities, for the next five years and in subsequent five-year periods are as follows:

| | Principal | Interest* (in thousands) | Total |
|-----------------------------------|---------------------|-----------------------------|--------------|
| 2017 | \$ 283,915 | \$ 58,676 | \$ 342,591 |
| 2018 | 56,675 | 53,813 | 110,488 |
| 2019 | 56,030 | 52,148 | 108,178 |
| 2020 | 57,615 | 50,291 | 107,906 |
| 2021 | 60,920 | 48,269 | 109,189 |
| 2022-2026 | 338,480 | 212,561 | 551,041 |
| 2027-2031 | 351,105 | 149,596 | 500,701 |
| 2032-2036 | 368,845 | 92,782 | 461,627 |
| 2037-2041 | 283,210 | 40,403 | 323,613 |
| 2042-2046 | 67,300 | 7,440 | 74,740 |
| Total payments | 1,924,095 | \$ 765,979 | \$ 2,690,074 |
| Plus unamortized premiums, net | 79,228 | | |
| Less deferred amount on refunding | 16,953 | | |
| | <u>\$ 1,986,370</u> | | |

* Interest on variable rate debt is estimated based on rates in effect at June 30, 2016; amounts do not reflect federal subsidies to be received for Build America Bonds interest.

If all variable rate bonds were put back to the University and existing unsecured lines of credit and standby bond purchase agreements were not extended upon their current expiration dates, the total principal payments due in 2017 would increase to \$501,552,000, total principal payments due in 2018 would increase to \$256,081,000, total principal payments due in 2019 would increase to \$87,288,000 and total principal payments due in 2020 would increase to \$65,764,000. Accordingly, principal payments due in subsequent years would be reduced to \$45,920,000 in 2021; \$228,755,000 in 2022 through 2026; \$282,645,000 in 2027 through 2031; \$230,005,000 in 2032 through 2036; \$169,860,000 in 2037 through 2041; and \$56,225,000 in 2042 through 2046. There would not be a material impact on annual interest payments due to the low variable rate of interest on these bonds.

UNIVERSITY OF MICHIGAN

Notes to Consolidated Financial Statements--Continued

Note 7--Derivative Instruments

Derivatives held by the University are recorded at fair value in the statement of net position in accordance with GASB Statement No. 53, *Accounting and Financial Reporting for Derivative Instruments* ("GASB 53"). For hedging derivative instruments that are effective in significantly reducing an identified financial risk, as defined by GASB 53, the corresponding change in fair value is deferred and included in the statement of net position. For all other derivative instruments, changes in fair value are reported as net investment income (loss).

Derivative instruments held by the University at June 30, 2016 and 2015 are summarized as follows:

| | 2016 | | 2015 | |
|---|--------------------|-------------|--------------------|-------------|
| | Notional Amount | Fair Value | Notional Amount | Fair Value |
| | (in thousands) | | | |
| Investment Derivative Instruments: | | | | |
| Investment portfolios: | | | | |
| Futures | \$ 252,104 | \$ 241 | \$ 571,891 | \$ (2,238) |
| Foreign currency forwards | 1,714,843 | 11,139 | 2,173,950 | (977) |
| Other | 177,750 | 14,084 | 28,763 | 9,546 |
| | \$ 2,144,697 | \$ 25,464 | \$ 2,774,604 | \$ 6,331 |
| Floating-to-fixed interest rate swap on debt | \$ 14,785 | \$ (648) | \$ 21,655 | \$ (971) |
| Effective Cash Flow Hedges: | | | | |
| Floating-to-fixed interest rate swaps on debt | \$ 180,420 | \$ (29,938) | \$ 193,615 | \$ (27,377) |

The University utilizes bond futures in its investment portfolios to adjust the duration of cash equivalents and fixed income securities, while foreign currency forward contracts are utilized to settle securities and transactions denominated in foreign currencies and manage foreign exchange risk. Other derivative instruments in the University's investment portfolios consist primarily of interest rate swaps, credit default swaps and total return swaps used to carry out investment and portfolio strategies.

In connection with certain issues of variable rate debt, the University has entered into various floating-to-fixed interest rate swaps to convert all or a portion of the associated variable rate debt to synthetic fixed rates to protect against the potential of rising interest rates. The fair value generally represents the estimated amount that the University would pay to terminate the swap agreements at the statement of net position date, taking into account current interest rates and creditworthiness of the underlying counterparty. The valuation inputs used to determine the fair value of these instruments are considered Level 2, as they rely on observable inputs other than quoted market prices. The notional amount represents the underlying reference of the instrument and does not represent the amount of the University's settlement obligations.

UNIVERSITY OF MICHIGAN

Notes to Consolidated Financial Statements--Continued

Note 7--Derivative Instruments--Continued

In accordance with GASB 53, an interest rate swap is considered an effective cash flow hedge if the swap payments received substantially offset the payments made on the associated debt. An interest rate swap that is not considered an effective cash flow hedge is deemed to be an investment derivative instrument and changes in fair value are recorded as net investment income (loss).

At June 30, 2016 and 2015, the fair value of floating-to-fixed interest rate swaps associated with the University's variable rate debt is a liability of \$30,586,000 and \$28,348,000, respectively, and is included in the statement of net position as part of noncurrent other liabilities. The deferred outflow of resources for the fair value of swaps deemed effective cash flow hedges totaled \$12,985,000 and \$7,439,000, at June 30, 2016 and 2015, respectively, and is included in the statement of net position as part of noncurrent other assets. Three bond issues were refunded in 2013 and the deferred outflow of resources related to the effective cash flow hedges associated with these bonds was reclassified to deferred amount on refunding and net against bonds payable. The deferred amount on refunding is being amortized into interest expense over the remaining term of the refunding bonds and totaled \$16,953,000 and \$19,938,000 at June 30, 2016 and 2015, respectively.

The change in fair value of derivative instruments, which includes realized gains and losses on positions closed, for the years ended June 30, 2016 and 2015 is summarized as follows:

| | 2016 | 2015 |
|--|-------------------|-------------------|
| | (in thousands) | |
| Investment Derivative Instruments: | | |
| Investment portfolios: | | |
| Futures | \$ (31,031) | \$ 18,584 |
| Foreign currency forwards | 23,683 | (3,836) |
| Other | 1,992 | (82) |
| | <u>\$ (5,356)</u> | <u>\$ 14,666</u> |
| Floating-to-fixed interest rate swap on debt | <u>\$ 323</u> | <u>\$ 509</u> |
| Effective Cash Flow Hedges: | | |
| Floating-to-fixed interest rate swaps on debt | <u>\$ (2,561)</u> | <u>\$ 1,835</u> |

UNIVERSITY OF MICHIGAN

Notes to Consolidated Financial Statements--Continued

Note 7--Derivative Instruments--Continued

The University's interest rate swaps, along with their associated variable rate debt and significant terms, are summarized below.

The floating-to-fixed interest rate swap associated with the Series 2008B General Revenue Bonds has a notional amount of \$66,875,000 and \$73,010,000 at June 30, 2016 and 2015, respectively, covering a portion of the principal outstanding and the notional amount decreases as principal on the underlying bonds is repaid. Effective April 1, 2008, the University makes payments based on a fixed rate of 3.105 percent and receives variable rate payments from the swap counterparty based on 68 percent of One-Month USD LIBOR, until the swap terminates in April 2026. The University has the option to terminate the swap upon five business days written notice and payment of the fair market compensation for the value of the swap. This swap is considered an effective hedge at June 30, 2016 and 2015 and has a fair value of (\$9,064,000) and (\$7,766,000), respectively.

The floating-to-fixed interest rate swap associated with the Series 2005B Hospital Revenue Bonds has a notional amount of \$46,795,000 and \$50,765,000 at June 30, 2016 and 2015, respectively. The Series 2005B Hospital Revenue Bonds were refunded on February 1, 2013, and the swap is now associated with the Series 2012D-2 General Revenue Bonds. Effective December 1, 2005, the University makes payments based on a fixed rate of 3.229 percent and receives variable rate payments from the swap counterparty based on 68 percent of the One-Month USD LIBOR, until the bonds mature in December 2025. The University has the option to terminate the swap upon five business days written notice and payment of the fair market compensation for the value of the swap. This swap is considered an effective hedge at June 30, 2016 and 2015 and has a fair value of (\$5,874,000) and (\$5,258,000), respectively.

The floating-to-fixed interest rate swap associated with the Series 2002 General Revenue Bonds has a notional amount of \$14,785,000 and \$21,655,000 at June 30, 2016 and 2015, respectively, covering a portion of the principal outstanding and the notional amount decreases as principal on the underlying bonds is repaid. Effective June 1, 2007, the University makes payments based on a fixed rate of 3.5375 percent and receives variable rate payments from the swap counterparty based on 68 percent of One-Month USD LIBOR, through April 1, 2009, and 63 percent of the Five-Year USD LIBOR Swap Rate for the balance of the term, through April 2018. The University has the option to terminate the swap upon five business days written notice and payment of the fair market compensation for the value of the swap. This swap is not considered an effective hedge at June 30, 2016 and 2015 and has a fair value of (\$648,000) and (\$971,000), respectively.

UNIVERSITY OF MICHIGAN

Notes to Consolidated Financial Statements--Continued

Note 7--Derivative Instruments--Continued

The floating-to-fixed interest rate swap associated with the Series 1998A-2 Hospital Revenue Refunding Bonds has a notional amount of \$44,670,000 at both June 30, 2016 and 2015 tied to the outstanding balance of the bonds. The Series 1998A-2 Hospital Revenue Refunding Bonds were refunded on January 4, 2013, and the swap is now associated with the Series 2012D-1 General Revenue Bonds. Effective May 14, 1998, the University makes payments based on a fixed rate of 4.705 percent and receives variable rate payments from the swap counterparty based on the floating Securities Industry and Financial Markets Association ("SIFMA") Municipal Index through the final maturity dates of the underlying bonds in December 2024. The counterparty has the option of terminating the swaps if for any 180-day period the average variable rate is more than 7.0 percent. This swap is considered an effective hedge at June 30, 2016 and 2015 and has a fair value of (\$12,230,000) and (\$11,016,000), respectively.

The floating-to-fixed interest rate swap associated with the Series 1998A-1 Medical Service Plan Revenue Refunding Bonds has a notional amount of \$22,080,000 and \$25,170,000 at June 30, 2016 and 2015, respectively, tied to the outstanding balance of the bonds. The Series 1998A-1 Medical Service Plan Revenue Refunding Bonds were refunded on January 4, 2013, and the swap is now associated with the Series 2012D-1 General Revenue Bonds. Effective May 14, 1998, the University makes payments based on a fixed rate of 4.685 percent and receives variable rate payments based on the floating SIFMA Municipal Index through the final maturity dates of the underlying bonds in December 2024. The counterparty has the option of terminating the swaps if for any 180-day period the average variable rate is more than 7.0 percent. This swap is considered an effective hedge at June 30, 2016 and 2015 and has a fair value of (\$2,770,000) and (\$3,337,000), respectively.

Using rates in effect at June 30, 2016, the projected cash flows for the floating-to-fixed interest rate swaps deemed effective cash flow hedges, along with the debt service requirements of the associated variable rate debt, are summarized as follows:

| | Variable Rate Bonds | | Swap Payments, Net | Total Payments |
|-----------|---------------------|----------|-----------------------|-------------------|
| | Principal | Interest | | |
| | (in thousands) | | | |
| 2017 | \$ 13,775 | \$ 834 | \$ 5,846 | \$ 20,455 |
| 2018 | 14,020 | 781 | 5,416 | 20,217 |
| 2019 | 13,770 | 727 | 4,970 | 19,467 |
| 2020 | 14,365 | 673 | 4,530 | 19,568 |
| 2021 | 15,000 | 615 | 4,051 | 19,666 |
| 2022-2026 | 109,725 | 1,865 | 8,798 | 120,388 |
| 2027-2030 | 40,930 | 251 | | 41,181 |
| | \$ 221,585 | \$ 5,746 | \$ 33,611 | \$ 260,942 |

UNIVERSITY OF MICHIGAN

Notes to Consolidated Financial Statements--Continued

Note 7--Derivative Instruments--Continued

By using derivative financial instruments to hedge exposures to changes in interest rates, the University is exposed to termination risk and basis risk. There is termination risk with floating-to-fixed interest rate swaps because the University or swap counterparty may terminate a swap if the other party fails to perform under the terms of the contract or its credit rating falls below investment grade. Termination risk is the risk that the associated variable rate debt no longer carries a synthetic fixed rate and if at the time of termination a swap has a negative fair value, the University is liable to the counterparty for payment equal to the swap's fair value. The University is also exposed to basis risk as some of the variable payments paid to the University by the counterparties are based on a percentage of LIBOR. Basis risk is the risk that changes in the relationship between SIFMA and LIBOR may impact the synthetic fixed rate of the variable rate debt. The University is not exposed to credit risk because the swaps have negative fair values.

The University is subject to collateral requirements with its counterparties on certain derivative instrument positions. To meet trading margin requirements for bond futures, the University had cash and U.S. government securities with a fair value of \$17,003,000 and \$12,220,000 at June 30, 2016 and 2015, respectively, on deposit with its futures broker as collateral.

UNIVERSITY OF MICHIGAN

Notes to Consolidated Financial Statements--Continued

Note 8--Self-Insurance

The University is self-insured for medical malpractice, workers' compensation, directors' and officers' liability, property damage, auto liability and general liability through Veritas Insurance Corporation. The University is also self-insured for various employee benefits through internally maintained funds.

Claims and expenses are reported when it is probable that a loss has occurred and the amount of the loss can be reasonably estimated. Those losses include an estimate of claims that have been incurred but not reported and the future costs of handling claims. These liabilities are generally based on actuarial valuations and are reported at present value, discounted at a rate of 6 percent.

Changes in the total reported liability for insurance and benefits obligations for the years ended June 30, 2016 and 2015 are summarized as follows:

| | 2016 | 2015 |
|--|-------------------|-------------------|
| | (in thousands) | |
| Balance, beginning of year | \$ 192,905 | \$ 194,664 |
| Claims incurred and changes in estimates | 588,653 | 533,182 |
| Claim payments | (578,355) | (534,941) |
| Balance, end of year | 203,203 | 192,905 |
| Less current portion | 90,791 | 84,634 |
| | <u>\$ 112,412</u> | <u>\$ 108,271</u> |

UNIVERSITY OF MICHIGAN

Notes to Consolidated Financial Statements--Continued

Note 9--Postemployment Benefits

The University provides retiree health and welfare benefits, primarily medical, prescription drug, dental and life insurance coverage, to eligible retirees and their eligible dependents. Substantially all of the approximately 40,000 full-time regular University employees may become eligible for these benefits if they reach retirement age while working for the University. For employees retiring on or after January 1, 1987, contributions toward health and welfare benefits are shared between the University and the retiree and can vary based on date of hire, date of retirement, age and coverage elections.

The University also provides income replacement benefits, retirement savings contributions and health and life insurance benefits to substantially all regular University employees that are enrolled in a University sponsored long-term disability plan and qualify, based on disability status while working for the University, to receive basic or expanded long-term disability benefits. Contributions toward the expanded long-term disability plan are shared between the University and employees and vary based on years of service, annual base salary and coverage elections. Contributions toward the basic long-term disability plan are paid entirely by the University.

These postemployment benefits are provided through single-employer plans administered by the University. The Executive Vice Presidents of the University have the authority to establish and amend benefit provisions of the plans.

The University's annual postemployment benefits expense is actuarially determined in accordance with GASB Statement No. 45, *Accounting and Financial Reporting by Employers for Postemployment Benefits Other Than Pensions* ("GASB 45"). Projections of benefits are based on the substantive plan (the plan as understood by the employer and the plan members) and include the types of benefits provided and announced future changes at the time of each valuation and the historical pattern of sharing of benefit costs between the employer and plan members to that point.

The University implemented GASB 45 in 2008 and elected to amortize its initial unfunded actuarial accrued liability over one year, the minimum period allowed by the Statement. The University also elected to amortize subsequent changes in actuarial assumptions, plan design and experience gains and losses over a ten-year closed period. Therefore, the liability for net postemployment benefits obligations recorded in the statement of net position may differ from the actuarial accrued liability due to the unamortized portion of these changes. At June 30, 2016, the recorded liability for net postemployment benefits obligations and the actuarial accrued liability totaled \$1,840,583,000 and \$1,844,785,000, respectively.

UNIVERSITY OF MICHIGAN

Notes to Consolidated Financial Statements--Continued

Note 9--Postemployment Benefits--Continued

Changes in the total reported liability for postemployment benefits obligations for the years ended June 30, 2016 and 2015 are summarized as follows:

| | 2016 | | |
|--|-------------------------------|---|---------------------|
| | Retiree Health and Welfare | Long-term Disability (in thousands) | Total |
| Balance, beginning of year | \$ 1,588,838 | \$ 164,025 | \$ 1,752,863 |
| Service cost | 59,550 | 10,918 | 70,468 |
| Amortization of assumption changes, plan changes and net actuarial (gains) losses | (28,671) | 12,747 | (15,924) |
| Interest cost | 88,657 | 12,105 | 100,762 |
| Payments of current premiums and claims | (47,893) | (19,693) | (67,586) |
| Balance, end of year | 1,660,481 | 180,102 | 1,840,583 |
| Less current portion | 51,237 | 23,648 | 74,885 |
| | <u>\$ 1,609,244</u> | <u>\$ 156,454</u> | <u>\$ 1,765,698</u> |
| | 2015 | | |
| | Retiree Health and Welfare | Long-term Disability (in thousands) | Total |
| Balance, beginning of year | \$ 1,580,898 | \$ 150,556 | \$ 1,731,454 |
| Service cost | 40,987 | 9,300 | 50,287 |
| Amortization of assumption changes, plan changes and net actuarial (gains) losses | (86,474) | 10,741 | (75,733) |
| Interest cost | 96,119 | 11,864 | 107,983 |
| Payments of current premiums and claims | (42,692) | (18,436) | (61,128) |
| Balance, end of year | 1,588,838 | 164,025 | 1,752,863 |
| Less current portion | 45,479 | 19,693 | 65,172 |
| | <u>\$ 1,543,359</u> | <u>\$ 144,332</u> | <u>\$ 1,687,691</u> |

Since a portion of retiree medical services will be provided by the University's Health System, the liability for postemployment benefits obligations is net of the related margin and fixed costs of providing those services which totaled \$393,541,000 and \$331,473,000 of actuarial accrued liability at June 30, 2016 and 2015, respectively. In accordance with GASB 45, the University's liability for postemployment benefits obligations at June 30, 2016 is not reduced by the anticipated Medicare Retiree Drug Subsidy for future periods of approximately \$219,000,000 on an actuarial accrued liability basis.

UNIVERSITY OF MICHIGAN

Notes to Consolidated Financial Statements--Continued

Note 9--Postemployment Benefits--Continued

The annual required contribution represents a level of funding that an employer is projected to need in order to prefund its obligations for postemployment benefits over its employees' years of service and totals \$190,334,000 and \$112,864,000 at June 30, 2016 and 2015, respectively. The University has no obligation to make contributions in advance of when insurance premiums or claims are due for payment and currently pays for postemployment benefits on a pay-as-you-go basis. The University's postemployment benefits obligations at June 30, 2016, 2015 and 2014 as a percentage of covered payroll of \$3,392,614,000, \$3,228,997,000 and \$3,083,357,000, was 54, 54 and 56 percent, respectively.

The University's recorded liability for postemployment benefits obligations was calculated using the projected unit credit method. Significant actuarial methods and assumptions used in the valuation for the years ended June 30, 2016 and 2015 are as follows:

| 2016 | | |
|---|-----------------------------------|---------------------------------|
| | <u>Retiree Health and Welfare</u> | <u>Long-term Disability</u> |
| Discount Rate | 5.58% | 7.38% |
| Immediate/Ultimate Administrative Trend Rate | 0.0%/3.0% | 0.0%/3.0% |
| Immediate/Ultimate Medical Trend Rate | 5.5%-7.0%/4.5% | 5.5%-7.0%/4.5% |
| Immediate/Ultimate Rx Trend Rate | 10.5%/4.5% | 10.5%/4.5% |
| Expected Retirement Age (Faculty/Staff/Union) | 66/62/61 | Not Applicable |
| Mortality/Termination Table | RP-2014 Generational | 2005 SOA Life Waiver (Modified) |
| 2015 | | |
| | <u>Retiree Health and Welfare</u> | <u>Long-term Disability</u> |
| Discount Rate | 6.08% | 7.88% |
| Immediate/Ultimate Administrative Trend Rate | 0.0%/3.0% | 0.0%/3.0% |
| Immediate/Ultimate Medical Trend Rate | 6.0%-7.0%/4.5% | 6.0%-7.0%/4.5% |
| Immediate/Ultimate Rx Trend Rate | 6.5%/4.5% | 6.5%/4.5% |
| Expected Retirement Age (Faculty/Staff/Union) | 66/62/61 | Not Applicable |
| Mortality/Termination Table | RP-2000 Generational | 2005 SOA Life Waiver (Modified) |

The actuarial accrued liability is determined using current assumptions as of the valuation date, which may differ from those used to calculate the recorded liability.

UNIVERSITY OF MICHIGAN

Notes to Consolidated Financial Statements--Continued

Note 10--Retirement Plan

The University has a defined contribution retirement plan for all qualified employees through the Teachers Insurance and Annuity Association - College Retirement Equities Fund ("TIAA-CREF") and Fidelity Management Trust Company ("FMTC") mutual funds. All regular and supplemental instructional and primary staff are eligible to participate in the plan based upon age and service requirements. Participants maintain individual contracts with TIAA-CREF, or accounts with FMTC, and are fully vested.

For payroll covered under the plan, eligible employees generally contribute 5 percent of their pay and the University generally contributes 10 percent of employees' pay to the plan. Effective January 1, 2015, the plan was modified for certain employees of the University's health system who now generally contribute 4.5 percent of their pay, with the University contributing 9 percent of those employees' pay to the plan. The University contribution commences after an employee has completed one year of employment. Participants may elect to contribute additional amounts to the plans within specified limits that are not matched by University contributions. Contributions and covered payroll under the plan (excluding participants' additional contributions) for the three years ended June 30, 2016 are summarized as follows:

| | 2016 | 2015 | 2014 |
|----------------------------|--------------|----------------|--------------|
| | | (in thousands) | |
| University contributions | \$ 259,268 | \$ 251,614 | \$ 245,973 |
| Employee contributions | \$ 135,829 | \$ 131,545 | \$ 127,815 |
| Payroll covered under plan | \$ 3,392,614 | \$ 3,228,997 | \$ 3,083,357 |
| Total payroll | \$ 3,543,959 | \$ 3,385,973 | \$ 3,230,004 |

UNIVERSITY OF MICHIGAN

Notes to Consolidated Financial Statements--Continued

Note 11--Net Position

The composition of net position at June 30, 2016 and 2015 is summarized as follows:

| | 2016 | 2015 |
|--|----------------------|----------------------|
| | (in thousands) | |
| Net investment in capital assets | \$ 3,820,905 | \$ 3,782,130 |
| Restricted: | | |
| Nonexpendable: | | |
| Permanent endowment corpus | 1,815,575 | 1,673,996 |
| Expendable: | | |
| Net appreciation of permanent endowments | 1,519,149 | 1,708,175 |
| Funds functioning as endowment | 1,942,388 | 2,061,089 |
| Restricted for operations and other | 657,482 | 602,343 |
| Unrestricted | 3,245,756 | 3,468,074 |
| | <u>\$ 13,001,255</u> | <u>\$ 13,295,807</u> |

Unrestricted net position, as defined by GASB, is not subject to externally imposed stipulations; however, it is subject to internal restrictions. For example, unrestricted net position may be designated for specific purposes by action of management or the Board of Regents. At June 30, 2016 and 2015, substantially all of the unrestricted net position has been designated for various academic programs, research initiatives and capital projects.

Note 12--Federal Direct Lending Program

The University distributed \$292,106,000 and \$303,638,000 for the years ending June 30, 2016 and 2015, respectively, for student loans through the U.S. Department of Education ("DoED") federal direct lending program. These distributions and related funding sources are not included as expenses and revenues in the accompanying financial statements. The statement of net position includes a receivable of \$7,871,000 and a payable of \$2,337,000 at June 30, 2016 and 2015, respectively, for DoED funding received subsequent or prior to distribution.

UNIVERSITY OF MICHIGAN

Notes to Consolidated Financial Statements--Continued

Note 13--Commitments and Contingencies

Authorized expenditures for construction and other projects unexpended as of June 30, 2016 were \$1,072,287,000. Of these expenditures, the University expects that \$1,009,952,000 will be funded by internal sources, gifts, grants and future borrowings, \$25,910,000 by the State Building Authority and the remaining \$36,425,000 will be funded using unexpended debt proceeds.

Under the terms of various limited partnership agreements approved by the Board of Regents or by University officers, the University is obligated to make periodic payments for advance commitments to venture capital, private equity, real estate, natural resources and absolute return strategies. As of June 30, 2016, the University had committed, but not paid, a total of \$3,859,336,000 in funding for these alternative investments. Based on historical capital calls and discussions with those managing the limited partnerships, outstanding commitments for such investments are anticipated to be paid in the following years ended June 30 (in thousands):

| | |
|-----------------|---------------------|
| 2017 | \$ 1,352,188 |
| 2018 | 880,157 |
| 2019 | 667,404 |
| 2020 | 337,750 |
| 2021 | 231,254 |
| 2022 and beyond | 390,583 |
| | <u>\$ 3,859,336</u> |

These commitments are generally able to be called prior to an agreed commitment expiration date and therefore may occur earlier or later than estimated.

The University has entered into capital and operating leases for certain space and equipment, which expire at various dates through 2039. Outstanding commitments for these leases are expected to be paid in the following years ended June 30:

| | Capital (in thousands) | Operating (in thousands) |
|---|---------------------------|-----------------------------|
| 2017 | \$ 4,473 | \$ 30,670 |
| 2018 | 4,473 | 24,754 |
| 2019 | 4,473 | 20,709 |
| 2020 | 3,735 | 18,013 |
| 2021 | 3,045 | 16,673 |
| 2022-2026 | 14,913 | 46,649 |
| 2027-2031 | 15,322 | 368 |
| 2032-2036 | 16,089 | 150 |
| 2037-2039 | 9,936 | |
| | <u>76,459</u> | <u>\$ 157,986</u> |
| Less amount representing interest | 38,386 | |
| Present value of net minimum capital lease payments | <u>\$ 38,073</u> | |

UNIVERSITY OF MICHIGAN

Notes to Consolidated Financial Statements--Continued

Note 13--Commitments and Contingencies--Continued

Operating lease expenses totaled \$32,929,000 and \$35,821,000 in 2016 and 2015, respectively.

Substantial amounts are received and expended by the University under federal and state programs and are subject to audit by cognizant governmental agencies. This funding relates to research, student aid, patient care and other programs. The University believes that any liabilities arising from such audits will not have a material effect on its financial position.

The University is a party to various pending legal actions and other claims in the normal course of business, and is of the opinion that the outcome of these proceedings will not have a material adverse effect on its financial position.

UNIVERSITY OF MICHIGAN

Notes to Consolidated Financial Statements--Continued

Note 14--Operating Expenses by Function

Operating expenses by functional classification for the years ended June 30, 2016 and 2015 are summarized as follows:

| 2016 | | | | | |
|--|---------------------------------|-----------------------------|--------------------------------|------------------------------------|--------------|
| | Compensation and Benefits | Supplies and Services | Depreciation (in thousands) | Scholarships and Fellowships | Total |
| Instruction | \$ 891,703 | \$ 139,307 | | | \$ 1,031,010 |
| Research | 494,907 | 259,907 | | | 754,814 |
| Public service | 117,025 | 65,120 | | | 182,145 |
| Academic support | 224,841 | 61,999 | | | 286,840 |
| Student services | 84,728 | 25,151 | | | 109,879 |
| Institutional support | 172,634 | 53,669 | | | 226,303 |
| Operations and maintenance of plant | 37,018 | 269,935 | | | 306,953 |
| Auxiliary enterprises | 2,604,559 | 1,016,431 | | | 3,620,990 |
| Depreciation | | | \$ 501,631 | | 501,631 |
| Scholarships and fellowships | | | | \$ 132,228 | 132,228 |
| | \$ 4,627,415 | \$ 1,891,519 | \$ 501,631 | \$ 132,228 | \$ 7,152,793 |

| 2015 | | | | | |
|--|---------------------------------|-----------------------------|--------------------------------|------------------------------------|--------------|
| | Compensation and Benefits | Supplies and Services | Depreciation (in thousands) | Scholarships and Fellowships | Total |
| Instruction | \$ 844,505 | \$ 138,924 | | | \$ 983,429 |
| Research | 469,871 | 236,257 | | | 706,128 |
| Public service | 128,604 | 60,794 | | | 189,398 |
| Academic support | 207,878 | 58,304 | | | 266,182 |
| Student services | 79,609 | 24,447 | | | 104,056 |
| Institutional support | 161,661 | 49,570 | | | 211,231 |
| Operations and maintenance of plant | 35,588 | 242,159 | | | 277,747 |
| Auxiliary enterprises | 2,403,193 | 925,467 | | | 3,328,660 |
| Depreciation | | | \$ 493,629 | | 493,629 |
| Scholarships and fellowships | | | | \$ 132,758 | 132,758 |
| | \$ 4,330,909 | \$ 1,735,922 | \$ 493,629 | \$ 132,758 | \$ 6,693,218 |

University of Michigan
Schedule of Expenditures of Federal Awards
For the Year Ended June 30, 2016

| Cluster Title/Federal Grantor/Program | Type | Pass-Through Grantor | Award Identifier | CFDA Number | CFDA Program Title | Federal Expenditures | Subrecipient |
|---|--------------|---|---|-------------|--|----------------------|--------------|
| STUDENT FINANCIAL AID CLUSTER | | | | | | | |
| Education, Department of | Direct | | | 84.007 | Federal Supplemental Educational Opportunity Grant | \$ 2,048,772 | \$ - |
| Education, Department of | Direct | | | 84.033 | Federal Work-Study Program | \$ 4,204,857 | \$ - |
| Education, Department of | Direct | | | 84.038 | Federal Perkins Loan Program - Balance Outstanding at Beginning of Year | \$ 70,211,996 | \$ - |
| | | | | 84.038 | Federal Perkins Loan Program - New Loans | 11,618,502 | - |
| | | | | | Federal Perkins Loan Program - Administrative Cost Allowance | 729,349 | - |
| Education, Department of | Direct | | | 84.038 | | \$ 82,559,847 | \$ - |
| Education, Department of | Direct | | | 84.063 | Federal Pell Grant Program | \$ 43,319,659 | \$ - |
| Education, Department of | Direct | | | 84.268 | William D. Ford Federal Direct Loan Program | \$ 292,106,152 | \$ - |
| Education, Department of | Direct | | | | Teacher Education Assistance for College and Higher Education Grants (TEACH Grants) | \$ 66,254 | \$ - |
| | | | | 84.379 | | \$ 424,305,541 | \$ - |
| | | | Total Education, Department of | | | | |
| Health and Human Services, Department of | Direct | | | | Nurse Faculty Loan Program (NFLP) - Balance Outstanding at Beginning of Year | \$ 2,859,242 | \$ - |
| | | | | 93.264 | Nurse Faculty Loan Program (NFLP) - New Loans | 692,111 | - |
| | | | | | | \$ 3,551,353 | \$ - |
| Health and Human Services, Department of | Direct | | | | Health Professions Student Loans, Including Primary Care Loans/Loans for Disadvantaged Students - Balance Outstanding at Beginning of Year | \$ 11,233,753 | \$ - |
| | | | | 93.342 | Health Professions Student Loans, Including Primary Care Loans/Loans for Disadvantaged Students - New Loans | 1,475,201 | - |
| | | | | | | \$ 12,708,954 | \$ - |
| Health and Human Services, Department of | Direct | | | 93.364 | Nursing Student Loans - Balance Outstanding at Beginning of Year | \$ 1,876,184 | \$ - |
| | | | | 93.364 | Nursing Student Loans - New Loans | 343,635 | - |
| | | | | | | \$ 2,219,819 | \$ - |
| Health and Human Services, Department of | Direct | | | 93.925 | Scholarships for Health Professions Students from Disadvantaged Backgrounds - Balance Outstanding at Beginning of Year | \$ 3,657,670 | \$ - |
| | | | | 93.925 | Scholarships for Health Professions Students from Disadvantaged Backgrounds - New Loans | 1,150,697 | - |
| | | | | 93.925 | Scholarships for Health Professions Students from Disadvantaged Backgrounds | 226,218 | - |
| | | | Total Health and Human Services, Department of | | | | |
| | | | Total student financial aid cluster | | | \$ 447,820,252 | \$ - |
| HIGHWAY PLANNING AND CONSTRUCTION CLUSTER | | | | | | | |
| Transportation, Department of | Pass-Through | Michigan, State of, Transportation, Department of | 2014-0006/Job 122203 | 20.205 | Highway Planning and Construction | \$ 2,195,980 | \$ - |
| Transportation, Department of | Pass-Through | Michigan, State of, Transportation, Department of | 2014-0020 | 20.205 | Highway Planning and Construction | 56,025 | - |
| Transportation, Department of | Pass-Through | Michigan, State of, Transportation, Department of | 2016-0001 | 20.205 | Highway Planning and Construction | 337,952 | - |
| Transportation, Department of | Pass-Through | University of Minnesota | A004322001 | 20.205 | Highway Planning and Construction | 97,831 | - |
| | | | Total highway planning and construction cluster | | | \$ 2,687,788 | \$ - |
| HIGHWAY SAFETY CLUSTER | | | | | | | |
| Transportation, Department of | Pass-Through | Michigan, State of, State Police | TR-15-01 | 20.600 | State and Community Highway Safety | \$ 197,695 | \$ - |
| Transportation, Department of | Pass-Through | Michigan, State of, State Police | OP-15-06 | 20.616 | National Priority Safety Programs | \$ 35,558 | \$ - |
| Transportation, Department of | Pass-Through | Michigan, State of, State Police | OP-16-04 | 20.616 | National Priority Safety Programs | 57,431 | - |
| | | | | | | \$ 92,989 | \$ - |
| | | | Total highway safety cluster | | | \$ 290,684 | \$ - |
| AGING CLUSTER | | | | | | | |
| Health and Human Services, Department of | Pass-Through | Washtenaw, County of | CR# 43936/PO# 45166-000-SC | 93.045 | Special Programs for the Aging_Title III, Part C_Nutrition Services | \$ 66,987 | \$ - |
| Health and Human Services, Department of | Pass-Through | Washtenaw, County of-Health Department | Agreement | 93.045 | Special Programs for the Aging_Title III, Part C_Nutrition Services | 6,156 | - |
| | | | Total aging cluster | | | \$ 73,143 | \$ - |
| CCDF CLUSTER | | | | | | | |
| Health and Human Services, Department of | Pass-Through | Columbia University | 1 (GG008358-03) | 93.575 | Child Care and Development Block Grant | \$ 224,777 | \$ - |
| Health and Human Services, Department of | Pass-Through | Columbia University | 1 (GG008358-04) | 93.575 | Child Care and Development Block Grant | 502,583 | - |
| Health and Human Services, Department of | Pass-Through | Columbia University | 2 (GG08358-02) | 93.575 | Child Care and Development Block Grant | (905) | - |
| | | | Total CCDF cluster | | | \$ 726,455 | \$ - |
| MEDICAID CLUSTER | | | | | | | |
| Health and Human Services, Department of | Pass-Through | Arkansas, State of | 4600031762 | 93.778 | Medical Assistance Program | \$ (1,336) | \$ 150 |
| Health and Human Services, Department of | Pass-Through | Arkansas, State of | 4600034388 | 93.778 | Medical Assistance Program | 259,059 | - |
| Health and Human Services, Department of | Pass-Through | Michigan Primary Care Association | FY15 Lincoln High School | 93.778 | Medical Assistance Program | 90,192 | - |
| Health and Human Services, Department of | Pass-Through | Michigan Primary Care Association | FY15 Lincoln Middle School | 93.778 | Medical Assistance Program | 53,538 | - |

University of Michigan
Schedule of Expenditures of Federal Awards
For the Year Ended June 30, 2016

| Cluster Title/Federal Grantor/Program | Type | Pass-Through Grantor | Award Identifier | CFDA Number | CFDA Program Title | Federal Expenditures | Subrecipient |
|--|--------------|--|--|-------------|---|----------------------|-------------------|
| Health and Human Services, Department of | Pass-Through | Michigan Primary Care Association | FY15 Scarlett Middle School | 93.778 | Medical Assistance Program | 46,943 | - |
| Health and Human Services, Department of | Pass-Through | Michigan Primary Care Association | FY15 Ypsilanti High School | 93.778 | Medical Assistance Program | 62,158 | - |
| Health and Human Services, Department of | Pass-Through | Michigan Primary Care Association | FY15 Ypsilanti Middle School | 93.778 | Medical Assistance Program | 66,278 | - |
| Health and Human Services, Department of | Pass-Through | Michigan Primary Care Association | FY16 Lincoln High School | 93.778 | Medical Assistance Program | 186,884 | - |
| Health and Human Services, Department of | Pass-Through | Michigan Primary Care Association | FY16 Lincoln Middle School | 93.778 | Medical Assistance Program | 129,152 | - |
| Health and Human Services, Department of | Pass-Through | Michigan Primary Care Association | FY16 Scarlett Middle School | 93.778 | Medical Assistance Program | 169,302 | - |
| Health and Human Services, Department of | Pass-Through | Michigan Primary Care Association | FY16 Ypsilanti High School | 93.778 | Medical Assistance Program | 140,988 | - |
| Health and Human Services, Department of | Pass-Through | Michigan Primary Care Association | FY16 Ypsilanti Middle School | 93.778 | Medical Assistance Program | 180,849 | - |
| Health and Human Services, Department of | Pass-Through | Michigan, State of, Health and Human Services, Department of | 20141426 | 93.778 | Medical Assistance Program | (21,657) | - |
| Health and Human Services, Department of | Pass-Through | Michigan, State of, Health and Human Services, Department of | 20150406 | 93.778 | Medical Assistance Program | 98,140 | - |
| Health and Human Services, Department of | Pass-Through | Michigan, State of, Health and Human Services, Department of | 20151567 | 93.778 | Medical Assistance Program | 22,039 | 7,153 |
| Health and Human Services, Department of | Pass-Through | Michigan, State of, Health and Human Services, Department of | 20151568 | 93.778 | Medical Assistance Program | 28,954 | 20,860 |
| Health and Human Services, Department of | Pass-Through | Michigan, State of, Health and Human Services, Department of | 20151576 | 93.778 | Medical Assistance Program | 6,607 | - |
| Health and Human Services, Department of | Pass-Through | Michigan, State of, Health and Human Services, Department of | 20151577 | 93.778 | Medical Assistance Program | 21,264 | 10,650 |
| Health and Human Services, Department of | Pass-Through | Michigan, State of, Health and Human Services, Department of | 20151579 | 93.778 | Medical Assistance Program | 459,730 | 15,000 |
| Health and Human Services, Department of | Pass-Through | Michigan, State of, Health and Human Services, Department of | 20151580 | 93.778 | Medical Assistance Program | 18,806 | - |
| Health and Human Services, Department of | Pass-Through | Michigan, State of, Health and Human Services, Department of | 20151581 | 93.778 | Medical Assistance Program | 473,887 | 166,487 |
| Health and Human Services, Department of | Pass-Through | Michigan, State of, Health and Human Services, Department of | 20151582 | 93.778 | Medical Assistance Program | 57,404 | 32,694 |
| Health and Human Services, Department of | Pass-Through | Michigan, State of, Health and Human Services, Department of | 20151583 | 93.778 | Medical Assistance Program | 50,539 | - |
| Health and Human Services, Department of | Pass-Through | Michigan, State of, Health and Human Services, Department of | 20151584 | 93.778 | Medical Assistance Program | 296,021 | - |
| Health and Human Services, Department of | Pass-Through | Michigan, State of, Health and Human Services, Department of | 20151585 | 93.778 | Medical Assistance Program | 79,924 | - |
| Health and Human Services, Department of | Pass-Through | Michigan, State of, Health and Human Services, Department of | 20151592 | 93.778 | Medical Assistance Program | 126 | - |
| Health and Human Services, Department of | Pass-Through | Michigan, State of, Health and Human Services, Department of | 20151593 | 93.778 | Medical Assistance Program | 4,429 | - |
| Health and Human Services, Department of | Pass-Through | Michigan, State of, Health and Human Services, Department of | 20151596 | 93.778 | Medical Assistance Program | 14,507 | - |
| Health and Human Services, Department of | Pass-Through | Michigan, State of, Health and Human Services, Department of | 20151597 | 93.778 | Medical Assistance Program | 59,724 | - |
| Health and Human Services, Department of | Pass-Through | Michigan, State of, Health and Human Services, Department of | 20151599 | 93.778 | Medical Assistance Program | 50,032 | - |
| Health and Human Services, Department of | Pass-Through | Michigan, State of, Health and Human Services, Department of | 20151600 | 93.778 | Medical Assistance Program | 11,637 | - |
| Health and Human Services, Department of | Pass-Through | Michigan, State of, Health and Human Services, Department of | 20151601 | 93.778 | Medical Assistance Program | 33,962 | - |
| Health and Human Services, Department of | Pass-Through | Michigan, State of, Health and Human Services, Department of | 20151602 | 93.778 | Medical Assistance Program | 7,077 | - |
| Health and Human Services, Department of | Pass-Through | Michigan, State of, Health and Human Services, Department of | 20161080 | 93.778 | Medical Assistance Program | 38,672 | - |
| Health and Human Services, Department of | Pass-Through | Michigan, State of, Health and Human Services, Department of | 20161082 | 93.778 | Medical Assistance Program | 86,917 | 19,823 |
| Health and Human Services, Department of | Pass-Through | Michigan, State of, Health and Human Services, Department of | 20161091 | 93.778 | Medical Assistance Program | 872,804 | 11,573 |
| Health and Human Services, Department of | Pass-Through | Michigan, State of, Health and Human Services, Department of | 20161092 | 93.778 | Medical Assistance Program | 195,382 | 13,648 |
| Health and Human Services, Department of | Pass-Through | Michigan, State of, Health and Human Services, Department of | 20161093 | 93.778 | Medical Assistance Program | 48,862 | - |
| Health and Human Services, Department of | Pass-Through | Michigan, State of, Health and Human Services, Department of | 20161094 | 93.778 | Medical Assistance Program | 979,098 | - |
| Health and Human Services, Department of | Pass-Through | Michigan, State of, Health and Human Services, Department of | 20161095 | 93.778 | Medical Assistance Program | 209,800 | - |
| Health and Human Services, Department of | Pass-Through | Michigan, State of, Health and Human Services, Department of | 20161121 | 93.778 | Medical Assistance Program | 9,825 | - |
| Health and Human Services, Department of | Pass-Through | Michigan, State of, Health and Human Services, Department of | 20161125 | 93.778 | Medical Assistance Program | 117,631 | - |
| Health and Human Services, Department of | Pass-Through | Michigan, State of, Health and Human Services, Department of | 20161127 | 93.778 | Medical Assistance Program | 190,391 | - |
| Health and Human Services, Department of | Pass-Through | Michigan, State of, Health and Human Services, Department of | 20161128 | 93.778 | Medical Assistance Program | 134,809 | - |
| Health and Human Services, Department of | Pass-Through | Michigan, State of, Health and Human Services, Department of | 20161130 | 93.778 | Medical Assistance Program | 131,386 | - |
| Health and Human Services, Department of | Pass-Through | Michigan, State of, Health and Human Services, Department of | 20161132 | 93.778 | Medical Assistance Program | 22,852 | - |
| Health and Human Services, Department of | Pass-Through | Michigan, State of, Health and Human Services, Department of | 20162210 | 93.778 | Medical Assistance Program | 98,731 | - |
| Health and Human Services, Department of | Pass-Through | Michigan, State of, Health and Human Services, Department of | 20162211 | 93.778 | Medical Assistance Program | 18,316 | - |
| Total Medicaid cluster | | | | | | \$ 6,312,635 | \$ 298,038 |
| RESEARCH AND DEVELOPMENT CLUSTER | | | | | | | |
| National Science Foundation | Direct | | CBET 0846471 | 47.082 | ARRA-Trans-NSF Recovery Act Reasearch Support | \$ 76,221 | \$ - |
| | | | Total National Science Foundation | | | \$ 76,221 | \$ - |
| Institute of Museum and Library Services | Direct | | MA-30-15-0257-15 | 45.301 | Museums for America | \$ 66,691 | \$ - |
| Institute of Museum and Library Services | Direct | | MA-30-15-0324-15 | 45.301 | Museums for America | 67,581 | - |
| | | | | | | \$ 134,272 | \$ - |
| Institute of Museum and Library Services | Direct | | LG-05-0150-11 | 45.312 | National Leadership Grants | \$ 31,961 | \$ - |
| Institute of Museum and Library Services | Direct | | LG-05-14-0042-14 | 45.312 | National Leadership Grants | 237,095 | - |
| Institute of Museum and Library Services | Direct | | LG-06-14-0122-14 | 45.312 | National Leadership Grants | 94,671 | - |
| Institute of Museum and Library Services | Direct | | LG-07-11-0232-11A | 45.312 | National Leadership Grants | 4,163 | - |
| Institute of Museum and Library Services | Pass-Through | Oregon State University | X0159A-E | 45.312 | National Leadership Grants | 5,760 | - |
| Institute of Museum and Library Services | Pass-Through | Purdue University | 4112-64403 | 45.312 | National Leadership Grants | 959 | - |
| | | | | | | \$ 374,609 | \$ - |
| Institute of Museum and Library Services | Direct | | RE-00-15-0113-15 | 45.313 | Laura Bush 21st Century Librarian Program | \$ 53,074 | \$ - |
| Institute of Museum and Library Services | Direct | | RE-01-15-0086-15 | 45.313 | Laura Bush 21st Century Librarian Program | 99,557 | - |
| Institute of Museum and Library Services | Direct | | RE-05-15-0021-15 | 45.313 | Laura Bush 21st Century Librarian Program | 83,318 | - |
| | | | | | | \$ 235,949 | \$ - |
| | | | Total Institute of Museum and Library Services | | | \$ 744,830 | \$ - |
| | | | | | | | |
| National Endowment for the Arts | Direct | | 14-4400-7066 | 45.024 | Promotion of the Arts_Grants to Organizations and Individuals | \$ (400) | \$ - |
| National Endowment for the Arts | Pass-Through | Michigan, State of, Council for Arts and Cultural Affairs | 15OP0282PS | 45.025 | Promotion of the Arts_Partnership Agreements | \$ 10,710 | \$ - |
| National Endowment for the Arts | Pass-Through | Michigan, State of, Council for Arts and Cultural Affairs | 15OP0283PS | 45.025 | Promotion of the Arts_Partnership Agreements | 19,608 | - |
| National Endowment for the Arts | Pass-Through | Michigan, State of, Council for Arts and Cultural Affairs | 15OP0284PS | 45.025 | Promotion of the Arts_Partnership Agreements | 30,000 | - |
| National Endowment for the Arts | Pass-Through | Michigan, State of, Council for Arts and Cultural Affairs | 16OP3195PS | 45.025 | Promotion of the Arts_Partnership Agreements | 21,528 | - |
| National Endowment for the Arts | Pass-Through | Michigan, State of, Council for Arts and Cultural Affairs | 16OP3195PS | 45.025 | Promotion of the Arts_Partnership Agreements | 18,000 | - |
| National Endowment for the Arts | Pass-Through | Michigan, State of, Council for Arts and Cultural Affairs | 16OP3328PS | 45.025 | Promotion of the Arts_Partnership Agreements | 9,555 | - |
| | | | | | | \$ 109,401 | \$ - |
| | | | Total National Endowment for the Arts | | | \$ 109,001 | \$ - |

University of Michigan
Schedule of Expenditures of Federal Awards
For the Year Ended June 30, 2016

| Cluster Title/Federal Grantor/Program | Type | Pass-Through Grantor | Award Identifier | CFDA Number | CFDA Program Title | Federal Expenditures | Subrecipient |
|---------------------------------------|--------------|---------------------------------------|---|-------------|---|----------------------|--------------|
| National Endowment for the Humanities | Direct | | CH-51140-14 | 45.130 | Promotion of the Humanities_Challenge Grants | \$ 215,371 | \$ - |
| National Endowment for the Humanities | Pass-Through | New-York Historical Society | Award | 45.130 | Promotion of the Humanities_Challenge Grants | (83,579) | - |
| | | | | | | \$ 131,792 | \$ - |
| National Endowment for the Humanities | Direct | | PW-234705-16 | 45.149 | Promotion of the Humanities_Division of Preservation and Access | \$ 25,171 | \$ - |
| National Endowment for the Humanities | Direct | | PW-234763-16 | 45.149 | Promotion of the Humanities_Division of Preservation and Access | 3,646 | - |
| National Endowment for the Humanities | Direct | | PW-51275-13 | 45.149 | Promotion of the Humanities_Division of Preservation and Access | 96,188 | - |
| | | | | | | \$ 125,005 | \$ - |
| National Endowment for the Humanities | Pass-Through | American Musicological Society | Award ltr dtd 1/19/12 | 45.161 | Promotion of the Humanities_Research | (887) | - |
| | | | Total National Endowment for the Humanities | | | \$ 255,910 | \$ - |
| Agriculture, Department of | Direct | | 14-8130-0466-CA | 10.RD | | \$ 63,415 | \$ - |
| Agriculture, Department of | Direct | | 15-7415-0975-CA | 10.RD | | 65,524 | - |
| Agriculture, Department of | Direct | | 15-JV-11242309-073 | 10.RD | | 1,560 | - |
| Agriculture, Department of | Pass-Through | Area Agency on Aging - Michigan | 15-9202-02 | 10.RD | | 857 | - |
| | | | | | | \$ 131,356 | \$ - |
| Agriculture, Department of | Direct | | 14-7415-0975-CA | 10.028 | Wildlife Services | \$ 17,821 | \$ - |
| Agriculture, Department of | Direct | | 2014-32100-06099 | 10.202 | Cooperative Forestry Research | \$ 90,785 | \$ - |
| Agriculture, Department of | Direct | | 2015-32100-06099 | 10.202 | Cooperative Forestry Research | 89,819 | - |
| Agriculture, Department of | Direct | | 2016-32100-06099 | 10.202 | Cooperative Forestry Research | 68,031 | - |
| | | | | | | \$ 248,635 | \$ - |
| Agriculture, Department of | Direct | | 2016-70003-24838 | 10.217 | Higher Education - Institution Challenge Grants Program | \$ 9,983 | \$ - |
| Agriculture, Department of | Pass-Through | University of Nebraska-Lincoln | 26-6224-0160-002 | 10.250 | Agricultural and Rural Economic Research, Cooperative Agreements and Collaborations | \$ 4,607 | \$ - |
| Agriculture, Department of | Direct | | 58-5000-3-0065 | 10.253 | Consumer Data and Nutrition Research | \$ 56,047 | \$ - |
| Agriculture, Department of | Direct | | 59-5000-3-0008 | 10.253 | Consumer Data and Nutrition Research | 55,465 | - |
| | | | | | | \$ 111,512 | \$ - |
| Agriculture, Department of | Direct | | 2011-68001-30089 | 10.310 | Agriculture and Food Research Initiative (AFRI) | \$ 531,151 | \$ 272,943 |
| Agriculture, Department of | Direct | | 2012-67013-21874 | 10.310 | Agriculture and Food Research Initiative (AFRI) | 156,151 | 39,021 |
| Agriculture, Department of | Direct | | 2012-68004-20028 | 10.310 | Agriculture and Food Research Initiative (AFRI) | 743,120 | 194,232 |
| Agriculture, Department of | Direct | | 2013-67012-21136 | 10.310 | Agriculture and Food Research Initiative (AFRI) | (4,448) | - |
| Agriculture, Department of | Direct | | 2015-67013-22953 | 10.310 | Agriculture and Food Research Initiative (AFRI) | 102,088 | - |
| Agriculture, Department of | Direct | | 2016-67011-24725 | 10.310 | Agriculture and Food Research Initiative (AFRI) | 39,694 | - |
| Agriculture, Department of | Direct | | 2016-67030-24892 | 10.310 | Agriculture and Food Research Initiative (AFRI) | 8,718 | - |
| Agriculture, Department of | Pass-Through | Michigan State University | RC104749B | 10.310 | Agriculture and Food Research Initiative (AFRI) | 196,860 | - |
| Agriculture, Department of | Pass-Through | Purdue University | 8000041930-AG | 10.310 | Agriculture and Food Research Initiative (AFRI) | 61,070 | - |
| Agriculture, Department of | Pass-Through | University of Buffalo | R996610 | 10.310 | Agriculture and Food Research Initiative (AFRI) | 5,491 | - |
| Agriculture, Department of | Pass-Through | University of Wisconsin | 460K795 | 10.310 | Agriculture and Food Research Initiative (AFRI) | 172,981 | - |
| | | | | | | \$ 2,012,876 | \$ 506,196 |
| Agriculture, Department of | Direct | | 13-CR-11242306-077 | 10.652 | Forestry Research | \$ 42,464 | \$ - |
| Agriculture, Department of | Direct | | 2014-JV-11261975-073 | 10.652 | Forestry Research | 29,109 | - |
| Agriculture, Department of | Pass-Through | Syracuse University | 27270-03951-S01 | 10.652 | Forestry Research | 25,517 | - |
| | | | | | | \$ 97,090 | \$ - |
| Agriculture, Department of | Pass-Through | University of Florida, The | UFDSP00011036/Prime 00119996 | 10.675 | Urban and Community Forestry Program | \$ 56,800 | \$ - |
| Agriculture, Department of | Pass-Through | National Fish and Wildlife Foundation | 0501-13-038852 | 10.683 | National Fish and Wildlife Foundation | \$ 30,937 | \$ - |
| Agriculture, Department of | Direct | | 58-3AEU-2-0092 | 10.950 | Agricultural Statistics Reports | \$ 11,055 | \$ - |
| | | | Total Agriculture, Department of | | | \$ 2,732,672 | \$ 506,196 |
| Commerce, Department of | Direct | | RA-133W-14-CN-0134 | 11.RD | | \$ 186,477 | \$ - |
| Commerce, Department of | Pass-Through | University of Maryland, The | Z777101 | 11.RD | | 620,986 | - |
| | | | | | | \$ 807,463 | \$ - |
| Commerce, Department of | Pass-Through | Consortium for Ocean Leadership | SA15-05 | 11.008 | NOAA Mission-Related Education Awards | \$ 1,077 | \$ - |
| Commerce, Department of | Pass-Through | Consortium for Ocean Leadership | SA16-09 | 11.008 | NOAA Mission-Related Education Awards | 8,844 | - |
| | | | | | | \$ 9,921 | \$ - |
| Commerce, Department of | Direct | | NA140AR0110139 | 11.011 | Ocean Exploration | \$ 84,476 | \$ - |
| Commerce, Department of | Direct | | NA140AR0110149 | 11.011 | Ocean Exploration | 137,637 | - |
| Commerce, Department of | Direct | | NA140AR0110265 | 11.011 | Ocean Exploration | 92,542 | - |
| | | | | | | \$ 314,655 | \$ - |
| Commerce, Department of | Pass-Through | Great Lakes Observing System (GLOS) | IOOOS/Edu-02 | 11.012 | Integrated Ocean Observing System (IOOS) | \$ 24,255 | \$ - |
| Commerce, Department of | Pass-Through | Great Lakes Observing System (GLOS) | IOOS/SATA-03 | 11.012 | Integrated Ocean Observing System (IOOS) | 45,558 | - |
| Commerce, Department of | Pass-Through | University of Maryland, The | CA 12-07 07-5-25684 | 11.012 | Integrated Ocean Observing System (IOOS) | 198,481 | - |
| | | | | | | \$ 268,294 | \$ - |
| Commerce, Department of | Direct | | 70NANB16H017 | 11.013 | Education Quality Award Ambassadorship | \$ 46,719 | \$ - |
| Commerce, Department of | Direct | | 99-06-07561-02 | 11.303 | Economic Development_Technical Assistance | \$ 76,586 | \$ - |
| Commerce, Department of | Direct | | ED16HDQ3130040 | 11.313 | Trade Adjustment Assistance for Firms | \$ 92,671 | \$ - |
| Commerce, Department of | Direct | | F99-26-07665-04 | 11.313 | Trade Adjustment Assistance for Firms | 954,833 | - |
| | | | | | | \$ 1,047,504 | \$ - |
| Commerce, Department of | Direct | | NA100AR4170071 | 11.417 | Sea Grant Support | \$ 20,609 | \$ - |
| Commerce, Department of | Direct | | NA140AR4170070 | 11.417 | Sea Grant Support | 1,567,890 | 13,317 |
| Commerce, Department of | Direct | | NA150AR4170003 | 11.417 | Sea Grant Support | 30,334 | - |
| Commerce, Department of | Direct | | NA150AR4170017 | 11.417 | Sea Grant Support | 30,334 | - |
| Commerce, Department of | Direct | | NA150AR4170037 | 11.417 | Sea Grant Support | 30,334 | - |
| Commerce, Department of | Direct | | NA150AR4170038 | 11.417 | Sea Grant Support | 30,334 | - |
| Commerce, Department of | Direct | | NA150AR4170206 | 11.417 | Sea Grant Support | 5,529 | - |
| Commerce, Department of | Direct | | NA150AR4170212 | 11.417 | Sea Grant Support | 3,508 | - |

University of Michigan
Schedule of Expenditures of Federal Awards
For the Year Ended June 30, 2016

| Cluster Title/Federal Grantor/Program | Type | Pass-Through Grantor | Award Identifier | CFDA Number | CFDA Program Title | Federal Expenditures | Subrecipient |
|---------------------------------------|--------------|---|---------------------------------|-------------|---|----------------------|-------------------|
| Commerce, Department of | Direct | | NA16OAR4170031 | 11.417 | Sea Grant Support | 26,166 | - |
| Commerce, Department of | Direct | | NA16OAR4170055 | 11.417 | Sea Grant Support | 26,226 | - |
| Commerce, Department of | Direct | | NA16OAR4170060 | 11.417 | Sea Grant Support | 26,166 | - |
| Commerce, Department of | Pass-Through | Ohio Sea Grant | 60045748 | 11.417 | Sea Grant Support | 66,096 | 23,075 |
| | | | | | | \$ 1,863,526 | \$ 36,392 |
| Commerce, Department of | Direct | | NA14NOS4190145 | 11.419 | Coastal Zone Management Administration Awards | \$ 774,033 | \$ 143,292 |
| Commerce, Department of | Pass-Through | Michigan, State of, Environmental Quality, Department of | #14-CHaz-003 | 11.419 | Coastal Zone Management Administration Awards | 4,622 | 14,102 |
| Commerce, Department of | Pass-Through | Michigan, State of, Environmental Quality, Department of | 15-RIP-002 | 11.419 | Coastal Zone Management Administration Awards | 19,575 | - |
| Commerce, Department of | Pass-Through | Michigan, State of, Environmental Quality, Department of | 15-Water Levels-001 | 11.419 | Coastal Zone Management Administration Awards | 35,982 | - |
| | | | | | | \$ 834,212 | \$ 157,394 |
| Commerce, Department of | Direct | | NA10OAR4310213 | 11.431 | Climate and Atmospheric Research | \$ 711,033 | \$ 336,501 |
| Commerce, Department of | Direct | | NA13OAR4310096 | 11.431 | Climate and Atmospheric Research | 48,606 | - |
| Commerce, Department of | Direct | | NA13OAR4310142 | 11.431 | Climate and Atmospheric Research | 121,994 | 77,607 |
| Commerce, Department of | Direct | | NA14OAR4310269 | 11.431 | Climate and Atmospheric Research | 43,972 | - |
| Commerce, Department of | Direct | | NA15OAR4310067 | 11.431 | Climate and Atmospheric Research | 29,327 | - |
| Commerce, Department of | Direct | | NA15OAR4310148 | 11.431 | Climate and Atmospheric Research | 187,084 | 30,613 |
| Commerce, Department of | Pass-Through | Purdue University | 4112-57374 | 11.431 | Climate and Atmospheric Research | 13,557 | - |
| | | | | | | \$ 1,155,573 | \$ 444,721 |
| Commerce, Department of | Direct | | NA12OAR4320071 | 11.432 | National Oceanic and Atmospheric Administration (NOAA) Cooperative Institutes | \$ 3,450,407 | \$ 66,227 |
| Commerce, Department of | Pass-Through | HyroQual, Inc | Research Agreement | 11.478 | Center for Sponsored Coastal Ocean Research_Coastal Ocean Program | \$ (4,962) | \$ - |
| Commerce, Department of | Pass-Through | Louisiana Universities Marine Consortium (LUMCON) | UM10-1_LUMCON# 674169D | 11.478 | Center for Sponsored Coastal Ocean Research_Coastal Ocean Program | (14,553) | - |
| | | | | | | \$ (19,515) | \$ - |
| Commerce, Department of | Direct | | 26-02-N05084 | 11.550 | Public Telecommunications Facilities Planning and Construction | \$ - | \$ - |
| Commerce, Department of | Direct | | 60NANB12D268 | 11.609 | Measurement and Engineering Research and Standards | \$ 15,445 | \$ - |
| Commerce, Department of | Direct | | 60NANB13D166 | 11.609 | Measurement and Engineering Research and Standards | 70,052 | - |
| Commerce, Department of | Direct | | 70NANB14H252 | 11.609 | Measurement and Engineering Research and Standards | 80,252 | - |
| Commerce, Department of | Direct | | 70NANB14H253 | 11.609 | Measurement and Engineering Research and Standards | 88,685 | - |
| Commerce, Department of | Direct | | 70NANB14H316 | 11.609 | Measurement and Engineering Research and Standards | 42,868 | - |
| Commerce, Department of | Direct | | 70NANB14H320 | 11.609 | Measurement and Engineering Research and Standards | 93,729 | - |
| Commerce, Department of | Direct | | 70NANB15H022 | 11.609 | Measurement and Engineering Research and Standards | 155,520 | - |
| Commerce, Department of | Direct | | 70NANB15H305 | 11.609 | Measurement and Engineering Research and Standards | 74,810 | - |
| Commerce, Department of | Pass-Through | University of Cincinnati | 009332-002 | 11.609 | Measurement and Engineering Research and Standards | 55,812 | - |
| | | | | | | \$ 677,173 | \$ - |
| | | | Total Commerce, Department of | | | \$ 10,532,518 | \$ 704,734 |
| Defense, Department of | Direct | | FA8650-16-C-5235 | 12.RD | | \$ 8,781 | \$ - |
| Defense, Department of | Direct | | HDTRA1-13-C-0050 | 12.RD | | 4,894 | 17,343 |
| Defense, Department of | Direct | | HDTRA1-14-C-0011 | 12.RD | | (203) | - |
| Defense, Department of | Direct | | HDTRA1-15-C-0049 | 12.RD | | 834,226 | - |
| Defense, Department of | Direct | | HQ0147-16-C-6004 | 12.RD | | 103,262 | - |
| Defense, Department of | Direct | | HR0011-04-1-0001 | 12.RD | | - | - |
| Defense, Department of | Direct | | HR0011-15-C-0142 | 12.RD | | 264,276 | - |
| Defense, Department of | Direct | | N00014-11-D-0370 | 12.RD | | 2,135,148 | 925,164 |
| Defense, Department of | Direct | | N00174-16-C-0027 | 12.RD | | 13,638 | - |
| Defense, Department of | Direct | | N65540-10-C-0003 | 12.RD | | 2,529,898 | 2,021,540 |
| Defense, Department of | Direct | | N66001-11-C-4190 | 12.RD | | (5,117) | - |
| Defense, Department of | Direct | | W56HZV-10-C-0164 | 12.RD | | 294,370 | - |
| Defense, Department of | Direct | | W56HZV-14-C-0275 | 12.RD | | 172,192 | - |
| Defense, Department of | Direct | | W81XWH08-1-0508 | 12.RD | | (223) | - |
| Defense, Department of | Direct | | W911QY-13-C-0011 | 12.RD | | (13,834) | - |
| Defense, Department of | Direct | | W911QY-15-C-0053 | 12.RD | | 505,451 | 33,618 |
| Defense, Department of | Direct | | W912HQ-10-C-0066 | 12.RD | | (41) | - |
| Defense, Department of | Pass-Through | Advanced Computational Technology, LLC | 14-ACT-001-U-Michigan | 12.RD | | 29,596 | - |
| Defense, Department of | Pass-Through | American Lightweight Materials Manufacturing Innovation Institute | Subaward 0005A-5 | 12.RD | | 5,385 | - |
| Defense, Department of | Pass-Through | BARRON ASSOCIATES, INC | 503-SC01 | 12.RD | | 54,063 | - |
| Defense, Department of | Pass-Through | Battelle Memorial Institute | 496032 | 12.RD | | 34,715 | - |
| Defense, Department of | Pass-Through | Caladrius Biosciences, Inc. | Agreement | 12.RD | | 236,168 | - |
| Defense, Department of | Pass-Through | DCS Corporation | APX02-0003 | 12.RD | | 701,482 | - |
| Defense, Department of | Pass-Through | DCS Corporation | APX02-0003 | 12.RD | | 190,769 | - |
| Defense, Department of | Pass-Through | DCS Corporation | PO 150388 | 12.RD | | (955) | - |
| Defense, Department of | Pass-Through | DCS Corporation | Prime Contract W911NF-10-D-000 | 12.RD | | 918 | - |
| Defense, Department of | Pass-Through | EMAG Technologies, Inc. | Research & Development Agreeeme | 12.RD | | 33,751 | - |
| Defense, Department of | Pass-Through | EMAG Technologies, Inc. | Roundtable Res Agmt | 12.RD | | 8,048 | - |
| Defense, Department of | Pass-Through | ePack, Inc | Roundtable Research Agreement | 12.RD | | 138,571 | - |
| Defense, Department of | Pass-Through | GE Aviation | PO 200-1J-14H31935 | 12.RD | | (362) | - |
| Defense, Department of | Pass-Through | General Electric Company | 401018063 | 12.RD | | 41,151 | - |
| Defense, Department of | Pass-Through | Georgia Institute of Technology | RC217-G5 | 12.RD | | 212,684 | - |
| Defense, Department of | Pass-Through | HygraTek LLC | Roundtable Research Agreement | 12.RD | | 17,032 | - |
| Defense, Department of | Pass-Through | Infoscitex Corporation | Task Order 0004 FPH98-S026 | 12.RD | | 9,454 | - |
| Defense, Department of | Pass-Through | Jackson, Henry Foundation | 2879 | 12.RD | | 2,170,615 | - |
| Defense, Department of | Pass-Through | Johns Hopkins University | 114322 | 12.RD | | 1,221,620 | - |
| Defense, Department of | Pass-Through | Johns Hopkins University | 124063 | 12.RD | | 132,619 | - |
| Defense, Department of | Pass-Through | Leidos, Inc. | P010184830 | 12.RD | | 184 | - |
| Defense, Department of | Pass-Through | Leidos, Inc. | P010183085 | 12.RD | | 4,026 | - |

University of Michigan
Schedule of Expenditures of Federal Awards
For the Year Ended June 30, 2016

| Cluster Title/Federal Grantor/Program | Type | Pass-Through Grantor | Award Identifier | CFDA Number | CFDA Program Title | Federal Expenditures | Subrecipient |
|---------------------------------------|--------------|--|-------------------------------|-------------|--|----------------------|--------------|
| Defense, Department of | Pass-Through | Lightning Packs LLC | Letter of Authorization dated | 12.RD | | 32,793 | - |
| Defense, Department of | Pass-Through | M3 Consulting Services, Inc. | Subcontract Agreement | 12.RD | | 159 | - |
| Defense, Department of | Pass-Through | Massachusetts Institute of Technology | 7000258513 | 12.RD | | 48,593 | - |
| Defense, Department of | Pass-Through | Michigan Engineering Services | P.O. 1021.1 | 12.RD | | 23,460 | - |
| Defense, Department of | Pass-Through | Michigan State University | 61-3598H | 12.RD | | (1,738) | - |
| Defense, Department of | Pass-Through | Microelectronics Advanced Research Corporation (MARCO) | 2013-MA-2384 | 12.RD | | 4,829,949 | 3,946,277 |
| Defense, Department of | Pass-Through | Northwest Research Associates, Inc. | NWRA-14-S-175 | 12.RD | | 45,343 | - |
| Defense, Department of | Pass-Through | Omega Optics, Inc | FA9550-14-C-0001 | 12.RD | | 77,770 | - |
| Defense, Department of | Pass-Through | Optimal Solutions | Roundtable Research Agreement | 12.RD | | 41,311 | - |
| Defense, Department of | Pass-Through | Prytime Medical Devices, Inc. | Research Agreement | 12.RD | | (13,095) | - |
| Defense, Department of | Pass-Through | Rock West Solutions | SC-AEDC-14-0002 | 12.RD | | 43,465 | - |
| Defense, Department of | Pass-Through | Science and Technology Corporation | 15-08-9031-003/Order No. 0001 | 12.RD | | 72,447 | - |
| Defense, Department of | Pass-Through | Soar Technology, Inc. | 10275.01 | 12.RD | | 53,455 | - |
| Defense, Department of | Pass-Through | Soar Technology, Inc. | 10292.04 | 12.RD | | 73,878 | - |
| Defense, Department of | Pass-Through | Solid Power, Incorporated | 7001-UM02 | 12.RD | | 356,757 | - |
| Defense, Department of | Pass-Through | Systems and Technology Research | 2015-1061 / FA8650-15-C-7539 | 12.RD | | 118,513 | - |
| Defense, Department of | Pass-Through | Texas Tech University | 21C201-02 | 12.RD | | 12,009 | - |
| Defense, Department of | Pass-Through | United Technologies Corporation Power (UTC Power) | PSA #1213639 | 12.RD | | 171,354 | - |
| Defense, Department of | Pass-Through | Universal Technology Corporation | 15-7900-0005-03-C8 | 12.RD | | 1,686 | - |
| Defense, Department of | Pass-Through | Universal Technology Corporation | 15-7900-0006-10-C6 | 12.RD | | 4,283 | - |
| Defense, Department of | Pass-Through | University of California - Berkeley | 00008160 | 12.RD | | 917,401 | - |
| Defense, Department of | Pass-Through | University of California-San Diego | 75296416 | 12.RD | | 2,017 | - |
| Defense, Department of | Pass-Through | University of Illinois-Urbana-Champaign | 2013-01024-03 C4432 | 12.RD | | 316,205 | - |
| Defense, Department of | Pass-Through | University of Maryland, The | Z9111101 | 12.RD | | 39,725 | - |
| Defense, Department of | Pass-Through | University of St. Andrews | 14141 | 12.RD | | 1,955 | - |
| Defense, Department of | Pass-Through | University of Texas at Austin | UTA15-000364 | 12.RD | | 62,707 | - |
| Defense, Department of | Pass-Through | Wake Forest University | WFUHS 330606 | 12.RD | | 228,350 | - |
| Defense, Department of | Pass-Through | Wright State University | 669737 | 12.RD | | 55,572 | - |
| | | | | | | \$ 19,704,576 | \$ 6,943,942 |
| Defense, Department of | Pass-Through | BAE Systems | 316095 | 12.114 | Collaborative Research and Development | \$ 1,310,040 | \$ 1,580 |
| Defense, Department of | Direct | | N00014-03-1-0983 | 12.300 | Basic and Applied Scientific Research | \$ 52,860 | \$ - |
| Defense, Department of | Direct | | N00014-10-1-0529 | 12.300 | Basic and Applied Scientific Research | 11,818 | - |
| Defense, Department of | Direct | | N00014-10-1-0561 | 12.300 | Basic and Applied Scientific Research | 53,125 | 54,362 |
| Defense, Department of | Direct | | N00014-11-1-0258 | 12.300 | Basic and Applied Scientific Research | (5,579) | - |
| Defense, Department of | Direct | | N00014-11-1-0389 | 12.300 | Basic and Applied Scientific Research | 41 | - |
| Defense, Department of | Direct | | N00014-11-1-0487 | 12.300 | Basic and Applied Scientific Research | (16,353) | - |
| Defense, Department of | Direct | | N00014-11-1-0720 | 12.300 | Basic and Applied Scientific Research | (4,513) | - |
| Defense, Department of | Direct | | N00014-11-1-0831 | 12.300 | Basic and Applied Scientific Research | (60,119) | - |
| Defense, Department of | Direct | | N00014-11-1-0832 | 12.300 | Basic and Applied Scientific Research | 171,653 | - |
| Defense, Department of | Direct | | N00014-11-1-0833 | 12.300 | Basic and Applied Scientific Research | 47,247 | - |
| Defense, Department of | Direct | | N00014-11-1-0845 | 12.300 | Basic and Applied Scientific Research | (27,173) | - |
| Defense, Department of | Direct | | N00014-11-1-0847 | 12.300 | Basic and Applied Scientific Research | 112,730 | - |
| Defense, Department of | Direct | | N00014-12-1-0013 | 12.300 | Basic and Applied Scientific Research | 586,506 | 72,977 |
| Defense, Department of | Direct | | N00014-12-1-0092 | 12.300 | Basic and Applied Scientific Research | 149,205 | - |
| Defense, Department of | Direct | | N00014-12-1-0230 | 12.300 | Basic and Applied Scientific Research | 98,353 | - |
| Defense, Department of | Direct | | N00014-12-1-0452 | 12.300 | Basic and Applied Scientific Research | 66,955 | - |
| Defense, Department of | Direct | | N00014-12-1-0519 | 12.300 | Basic and Applied Scientific Research | (3,945) | - |
| Defense, Department of | Direct | | N00014-12-1-0567 | 12.300 | Basic and Applied Scientific Research | 102,672 | - |
| Defense, Department of | Direct | | N00014-12-1-0751 | 12.300 | Basic and Applied Scientific Research | 59,706 | - |
| Defense, Department of | Direct | | N00014-12-1-0815 | 12.300 | Basic and Applied Scientific Research | (91) | - |
| Defense, Department of | Direct | | N00014-12-1-0966 | 12.300 | Basic and Applied Scientific Research | 23,809 | 6,395 |
| Defense, Department of | Direct | | N00014-13-1-0071 | 12.300 | Basic and Applied Scientific Research | 345,202 | - |
| Defense, Department of | Direct | | N00014-13-1-0078 | 12.300 | Basic and Applied Scientific Research | 75,281 | - |
| Defense, Department of | Direct | | N00014-13-1-0115 | 12.300 | Basic and Applied Scientific Research | 39,998 | - |
| Defense, Department of | Direct | | N00014-13-1-0217 | 12.300 | Basic and Applied Scientific Research | 528,928 | - |
| Defense, Department of | Direct | | N00014-13-1-0320 | 12.300 | Basic and Applied Scientific Research | 80,587 | - |
| Defense, Department of | Direct | | N00014-13-1-0358 | 12.300 | Basic and Applied Scientific Research | 123,764 | - |
| Defense, Department of | Direct | | N00014-13-1-0383 | 12.300 | Basic and Applied Scientific Research | 55,208 | - |
| Defense, Department of | Direct | | N00014-13-1-0525 | 12.300 | Basic and Applied Scientific Research | 198,339 | - |
| Defense, Department of | Direct | | N00014-13-1-0558 | 12.300 | Basic and Applied Scientific Research | 428,528 | 49,800 |
| Defense, Department of | Direct | | N00014-13-1-0566 | 12.300 | Basic and Applied Scientific Research | 215,874 | - |
| Defense, Department of | Direct | | N00014-13-1-0759 | 12.300 | Basic and Applied Scientific Research | 90,095 | - |
| Defense, Department of | Direct | | N00014-13-1-0762 | 12.300 | Basic and Applied Scientific Research | 52,492 | - |
| Defense, Department of | Direct | | N00014-13-1-0763 | 12.300 | Basic and Applied Scientific Research | 119,412 | - |
| Defense, Department of | Direct | | N00014-14-1-0315 | 12.300 | Basic and Applied Scientific Research | 131,154 | - |
| Defense, Department of | Direct | | N00014-14-1-0417 | 12.300 | Basic and Applied Scientific Research | 88,569 | - |
| Defense, Department of | Direct | | N00014-14-1-0523 | 12.300 | Basic and Applied Scientific Research | 155,440 | - |
| Defense, Department of | Direct | | N00014-14-1-0577 | 12.300 | Basic and Applied Scientific Research | 259,962 | - |
| Defense, Department of | Direct | | N00014-14-1-0596 | 12.300 | Basic and Applied Scientific Research | 236,554 | - |
| Defense, Department of | Direct | | N00014-14-1-0680 | 12.300 | Basic and Applied Scientific Research | 194,577 | - |
| Defense, Department of | Direct | | N00014-14-1-0712 | 12.300 | Basic and Applied Scientific Research | 237,268 | - |
| Defense, Department of | Direct | | N00014-15-1-2031 | 12.300 | Basic and Applied Scientific Research | 36,532 | - |
| Defense, Department of | Direct | | N00014-15-1-2058 | 12.300 | Basic and Applied Scientific Research | 303,435 | - |
| Defense, Department of | Direct | | N00014-15-1-2113 | 12.300 | Basic and Applied Scientific Research | 43,758 | - |
| Defense, Department of | Direct | | N00014-15-1-2141 | 12.300 | Basic and Applied Scientific Research | 120,936 | - |
| Defense, Department of | Direct | | N00014-15-1-2156 | 12.300 | Basic and Applied Scientific Research | 51,595 | - |
| Defense, Department of | Direct | | N00014-15-1-2163 | 12.300 | Basic and Applied Scientific Research | 132,504 | - |
| Defense, Department of | Direct | | N00014-15-1-2206 | 12.300 | Basic and Applied Scientific Research | 15,284 | - |

University of Michigan
Schedule of Expenditures of Federal Awards
For the Year Ended June 30, 2016

| Cluster Title/Federal Grantor/Program | Type | Pass-Through Grantor | Award Identifier | CFDA Number | CFDA Program Title | Federal Expenditures | Subrecipient |
|---------------------------------------|--------------|------------------------------------|--------------------------------|-------------|---|----------------------|-------------------|
| Defense, Department of | Direct | | N00014-15-1-2224 | 12.300 | Basic and Applied Scientific Research | 475,325 | - |
| Defense, Department of | Direct | | N00014-15-1-2382 | 12.300 | Basic and Applied Scientific Research | 158,589 | - |
| Defense, Department of | Direct | | N00014-15-1-2390 | 12.300 | Basic and Applied Scientific Research | 184,012 | - |
| Defense, Department of | Direct | | N00014-15-1-2668 | 12.300 | Basic and Applied Scientific Research | 129,914 | - |
| Defense, Department of | Direct | | N00014-15-1-2691 | 12.300 | Basic and Applied Scientific Research | 60,652 | - |
| Defense, Department of | Direct | | N00014-15-1-2725 | 12.300 | Basic and Applied Scientific Research | 37,788 | - |
| Defense, Department of | Direct | | N00014-15-1-2752 | 12.300 | Basic and Applied Scientific Research | 13,723 | - |
| Defense, Department of | Direct | | N00014-15-1-2837 | 12.300 | Basic and Applied Scientific Research | 6,059 | - |
| Defense, Department of | Direct | | N00014-16-1-2032 | 12.300 | Basic and Applied Scientific Research | 21,765 | - |
| Defense, Department of | Direct | | N00014-16-1-2102 | 12.300 | Basic and Applied Scientific Research | 32,178 | - |
| Defense, Department of | Direct | | N00014-16-1-2239 | 12.300 | Basic and Applied Scientific Research | 822,516 | 513,293 |
| Defense, Department of | Direct | | N00014-16-1-2297 | 12.300 | Basic and Applied Scientific Research | 176,112 | - |
| Defense, Department of | Direct | | N00014-16-1-2353 | 12.300 | Basic and Applied Scientific Research | 29,188 | - |
| Defense, Department of | Direct | | N00014-16-1-2433 | 12.300 | Basic and Applied Scientific Research | 9,686 | - |
| Defense, Department of | Direct | | N00014-16-1-2560 | 12.300 | Basic and Applied Scientific Research | 22,428 | - |
| Defense, Department of | Direct | | N00014-16-1-2614 | 12.300 | Basic and Applied Scientific Research | 155,085 | - |
| Defense, Department of | Direct | | N00014-16-1-2672 | 12.300 | Basic and Applied Scientific Research | 23,456 | - |
| Defense, Department of | Direct | | N00173-14-1-G904 | 12.300 | Basic and Applied Scientific Research | 19,058 | - |
| Defense, Department of | Direct | | N00173-14-1-G907 | 12.300 | Basic and Applied Scientific Research | 30,226 | - |
| Defense, Department of | Pass-Through | Eastern Michigan University | P0041895 | 12.300 | Basic and Applied Scientific Research | (27) | - |
| Defense, Department of | Pass-Through | Northwestern University | SP0026757-PROJ0007034 | 12.300 | Basic and Applied Scientific Research | 56,741 | - |
| Defense, Department of | Pass-Through | Princeton University | SUB0000103 | 12.300 | Basic and Applied Scientific Research | 672 | - |
| Defense, Department of | Pass-Through | Stanford University | 60622292-114018 | 12.300 | Basic and Applied Scientific Research | 415,340 | - |
| Defense, Department of | Pass-Through | Stanford University | 61041259-115334 / Req. No. 378 | 12.300 | Basic and Applied Scientific Research | 57,653 | - |
| Defense, Department of | Pass-Through | University of Maryland, The | 22723-Z8847001 | 12.300 | Basic and Applied Scientific Research | 29,705 | - |
| Defense, Department of | Pass-Through | University of Southern Mississippi | USM-GR05312-001 | 12.300 | Basic and Applied Scientific Research | 79,830 | - |
| Defense, Department of | Pass-Through | University of St. Andrews | 10395 | 12.300 | Basic and Applied Scientific Research | 320 | - |
| Defense, Department of | Pass-Through | Woods Hole Oceanographic Institute | A100892 | 12.300 | Basic and Applied Scientific Research | 4,556 | - |
| | | | | | | <u>\$ 8,832,733</u> | <u>\$ 696,827</u> |
| Defense, Department of | Direct | | HDTRA1-10-1-0077 | 12.351 | Basic Scientific Research - Combating Weapons of Mass Destruction | \$ (302) | \$ - |
| Defense, Department of | Direct | | HDTRA1-11-1-0019 | 12.351 | Basic Scientific Research - Combating Weapons of Mass Destruction | 178,567 | - |
| Defense, Department of | Direct | | HDTRA1-11-1-0050 | 12.351 | Basic Scientific Research - Combating Weapons of Mass Destruction | 89,303 | - |
| Defense, Department of | Direct | | HDTRA1-11-1-0066 | 12.351 | Basic Scientific Research - Combating Weapons of Mass Destruction | (12,011) | - |
| Defense, Department of | Direct | | HDTRA1-12-1-0038 | 12.351 | Basic Scientific Research - Combating Weapons of Mass Destruction | 271,797 | 133,594 |
| Defense, Department of | Direct | | HDTRA1-12-1-0039 | 12.351 | Basic Scientific Research - Combating Weapons of Mass Destruction | 144,021 | - |
| Defense, Department of | Direct | | HDTRA1-13-1-0009 | 12.351 | Basic Scientific Research - Combating Weapons of Mass Destruction | 100,227 | - |
| Defense, Department of | Direct | | HDTRA1-13-1-0013 | 12.351 | Basic Scientific Research - Combating Weapons of Mass Destruction | 308,826 | 181,488 |
| Defense, Department of | Direct | | HDTRA1-15-1-0001 | 12.351 | Basic Scientific Research - Combating Weapons of Mass Destruction | 138,107 | - |
| Defense, Department of | Direct | | HDTRA1-15-1-0045 | 12.351 | Basic Scientific Research - Combating Weapons of Mass Destruction | 557,826 | 335,192 |
| Defense, Department of | Direct | | HDTRA1-15-1-0067 | 12.351 | Basic Scientific Research - Combating Weapons of Mass Destruction | 389,012 | 38,527 |
| Defense, Department of | Direct | | HDTRA1-16-1-0004 | 12.351 | Basic Scientific Research - Combating Weapons of Mass Destruction | 24,370 | - |
| | | | | | | <u>\$ 2,189,743</u> | <u>\$ 688,801</u> |
| Defense, Department of | Direct | | W911NF-11-1-0251 | 12.360 | Research on Chemical and Biological Defense | <u>\$ 1,323,791</u> | <u>\$ 311,676</u> |
| Defense, Department of | Direct | | W81XWH-09-1-0520 | 12.420 | Military Medical Research and Development | \$ 812,634 | \$ - |
| Defense, Department of | Direct | | W81XWH-09-2-0142 | 12.420 | Military Medical Research and Development | (62,128) | - |
| Defense, Department of | Direct | | W81XWH-10-1-0017 | 12.420 | Military Medical Research and Development | 40,633 | - |
| Defense, Department of | Direct | | W81XWH-10-1-0582 | 12.420 | Military Medical Research and Development | 78,233 | - |
| Defense, Department of | Direct | | W81XWH-11-1-0430 | 12.420 | Military Medical Research and Development | (34,022) | - |
| Defense, Department of | Direct | | W81XWH-11-1-0692 | 12.420 | Military Medical Research and Development | (33) | - |
| Defense, Department of | Direct | | W81XWH-11-1-0714 | 12.420 | Military Medical Research and Development | 187,949 | - |
| Defense, Department of | Direct | | W81XWH-11-1-0826 | 12.420 | Military Medical Research and Development | 136,210 | - |
| Defense, Department of | Direct | | W81XWH-11-2-0120 | 12.420 | Military Medical Research and Development | 57,017 | - |
| Defense, Department of | Direct | | W81XWH-12-1-0080 | 12.420 | Military Medical Research and Development | 1,033,815 | - |
| Defense, Department of | Direct | | W81XWH-12-1-0096 | 12.420 | Military Medical Research and Development | (6,934) | - |
| Defense, Department of | Direct | | W81XWH-12-1-0284 | 12.420 | Military Medical Research and Development | 6,820 | - |
| Defense, Department of | Direct | | W81XWH-12-1-0448 | 12.420 | Military Medical Research and Development | 189,387 | - |
| Defense, Department of | Direct | | W81XWH-12-1-0492 | 12.420 | Military Medical Research and Development | 571,117 | - |
| Defense, Department of | Direct | | W81XWH-12-1-0524 | 12.420 | Military Medical Research and Development | 172,870 | - |
| Defense, Department of | Direct | | W81XWH-12-1-0589 | 12.420 | Military Medical Research and Development | 110,114 | 9,892 |
| Defense, Department of | Direct | | W81XWH-12-1-0597 | 12.420 | Military Medical Research and Development | 272,351 | - |
| Defense, Department of | Direct | | W81XWH-12-2-0008 | 12.420 | Military Medical Research and Development | 163,868 | - |
| Defense, Department of | Direct | | W81XWH-12-2-0057 | 12.420 | Military Medical Research and Development | 477,319 | - |
| Defense, Department of | Direct | | W81XWH-13-1-0026 | 12.420 | Military Medical Research and Development | 82,710 | - |
| Defense, Department of | Direct | | W81XWH-13-1-0134 | 12.420 | Military Medical Research and Development | 237,114 | - |
| Defense, Department of | Direct | | W81XWH-13-1-0210 | 12.420 | Military Medical Research and Development | 362,731 | - |
| Defense, Department of | Direct | | W81XWH-13-1-0239 | 12.420 | Military Medical Research and Development | 60,201 | - |

University of Michigan
Schedule of Expenditures of Federal Awards
For the Year Ended June 30, 2016

| Cluster Title/Federal Grantor/Program | Type | Pass-Through Grantor | Award Identifier | CFDA Number | CFDA Program Title | Federal Expenditures | Subrecipient |
|---------------------------------------|--------------|--|--------------------------------|-------------|---|----------------------|--------------|
| Defense, Department of | Direct | | W81XWH-13-1-0284 | 12.420 | Military Medical Research and Development | 6,928 | - |
| Defense, Department of | Direct | | W81XWH-13-1-0321 | 12.420 | Military Medical Research and Development | 119,720 | - |
| Defense, Department of | Direct | | W81XWH-13-1-0350 | 12.420 | Military Medical Research and Development | 23,260 | - |
| Defense, Department of | Direct | | W81XWH-13-1-0371 | 12.420 | Military Medical Research and Development | 239,978 | 34,992 |
| Defense, Department of | Direct | | W81XWH-13-1-0377 | 12.420 | Military Medical Research and Development | 392,666 | - |
| Defense, Department of | Direct | | W81XWH-13-1-0463 | 12.420 | Military Medical Research and Development | 12,614 | - |
| Defense, Department of | Direct | | W81XWH-14-1-0001 | 12.420 | Military Medical Research and Development | 11,890 | - |
| Defense, Department of | Direct | | W81XWH-14-1-0005 | 12.420 | Military Medical Research and Development | 1,085,506 | 393,611 |
| Defense, Department of | Direct | | W81XWH-14-1-0166 | 12.420 | Military Medical Research and Development | 257,129 | 46,866 |
| Defense, Department of | Direct | | W81XWH-14-1-0172 | 12.420 | Military Medical Research and Development | 166,007 | 27,382 |
| Defense, Department of | Direct | | W81XWH-14-1-0187 | 12.420 | Military Medical Research and Development | 182,655 | - |
| Defense, Department of | Direct | | W81XWH-14-1-0287 | 12.420 | Military Medical Research and Development | 188,436 | - |
| Defense, Department of | Direct | | W81XWH-14-1-0292 | 12.420 | Military Medical Research and Development | 164,624 | - |
| Defense, Department of | Direct | | W81XWH-14-1-0362 | 12.420 | Military Medical Research and Development | 185,155 | - |
| Defense, Department of | Direct | | W81XWH-14-1-0466 | 12.420 | Military Medical Research and Development | 97,150 | 32,624 |
| Defense, Department of | Direct | | W81XWH-14-1-0555 | 12.420 | Military Medical Research and Development | 195,133 | - |
| Defense, Department of | Direct | | W81XWH-14-2-0126 | 12.420 | Military Medical Research and Development | 701,864 | - |
| Defense, Department of | Direct | | W81XWH-15-1-0019 | 12.420 | Military Medical Research and Development | 261,934 | - |
| Defense, Department of | Direct | | W81XWH-15-1-0020 | 12.420 | Military Medical Research and Development | 39,789 | - |
| Defense, Department of | Direct | | W81XWH-15-1-0062 | 12.420 | Military Medical Research and Development | 104,643 | - |
| Defense, Department of | Direct | | W81XWH-15-1-0083 | 12.420 | Military Medical Research and Development | 167,811 | - |
| Defense, Department of | Direct | | W81XWH-15-1-0194 | 12.420 | Military Medical Research and Development | 202,102 | - |
| Defense, Department of | Direct | | W81XWH-15-1-0208 | 12.420 | Military Medical Research and Development | 146,030 | - |
| Defense, Department of | Direct | | W81XWH-15-1-0222 | 12.420 | Military Medical Research and Development | 285,768 | 32,833 |
| Defense, Department of | Direct | | W81XWH-15-1-0233 | 12.420 | Military Medical Research and Development | 133,035 | - |
| Defense, Department of | Direct | | W81XWH-15-1-0237 | 12.420 | Military Medical Research and Development | 114,069 | - |
| Defense, Department of | Direct | | W81XWH-15-1-0413 | 12.420 | Military Medical Research and Development | 52,065 | - |
| Defense, Department of | Direct | | W81XWH-15-1-0481 | 12.420 | Military Medical Research and Development | 132,624 | - |
| Defense, Department of | Direct | | W81XWH-15-1-0503 | 12.420 | Military Medical Research and Development | 66,120 | - |
| Defense, Department of | Direct | | W81XWH-15-1-0548 | 12.420 | Military Medical Research and Development | 144,582 | - |
| Defense, Department of | Direct | | W81XWH-15-1-0637 | 12.420 | Military Medical Research and Development | 64,529 | - |
| Defense, Department of | Direct | | W81XWH-15-1-0703 | 12.420 | Military Medical Research and Development | 96,349 | - |
| Defense, Department of | Direct | | W81XWH-15-2-0021 | 12.420 | Military Medical Research and Development | 335,393 | - |
| Defense, Department of | Direct | | W81XWH-15-2-0022 | 12.420 | Military Medical Research and Development | 107,330 | - |
| Defense, Department of | Pass-Through | Baylor College of Medicine | 101744037 | 12.420 | Military Medical Research and Development | 30,414 | - |
| Defense, Department of | Pass-Through | Case Western Reserve University | REES09313 | 12.420 | Military Medical Research and Development | 623,565 | - |
| Defense, Department of | Pass-Through | Children's National Medical Center | 30002242-01 | 12.420 | Military Medical Research and Development | (7,524) | - |
| Defense, Department of | Pass-Through | Harvard University | 5060400.0102 | 12.420 | Military Medical Research and Development | 70,816 | - |
| Defense, Department of | Pass-Through | Indiana University | IN-4386932-UM | 12.420 | Military Medical Research and Development | 2,135,795 | - |
| Defense, Department of | Pass-Through | Jackson, Henry Foundation | 721680 | 12.420 | Military Medical Research and Development | 16,872 | - |
| Defense, Department of | Pass-Through | Massachusetts General Hospital | W81XWH-09-2-0001 Sub Ref #2249 | 12.420 | Military Medical Research and Development | 19,426 | - |
| Defense, Department of | Pass-Through | Memorial Sloan-Kettering Cancer Center (MSKCC) | W81XWH1520018 | 12.420 | Military Medical Research and Development | 126,260 | - |
| Defense, Department of | Pass-Through | Methodist Hospital - Houston | Const.Agmt#27010021-0016 | 12.420 | Military Medical Research and Development | 7,944 | - |
| Defense, Department of | Pass-Through | Michigan State University | RC102123A | 12.420 | Military Medical Research and Development | 33,572 | - |
| Defense, Department of | Pass-Through | Mount Sinai Medical Center, The | 0258-0741-4609 | 12.420 | Military Medical Research and Development | 47,122 | - |
| Defense, Department of | Pass-Through | Northern California Institute for Research & Education, Inc. (NCIRE) | Subaward No. 1683 | 12.420 | Military Medical Research and Development | 17,581 | - |
| Defense, Department of | Pass-Through | Northern California Institute for Research & Education, Inc. (NCIRE) | Subaward No. 1818 | 12.420 | Military Medical Research and Development | 9,204 | - |
| Defense, Department of | Pass-Through | Northern California Institute for Research & Education, Inc. (NCIRE) | WEI1872-03, Ref # 095447 | 12.420 | Military Medical Research and Development | 33,351 | - |
| Defense, Department of | Pass-Through | Rutgers University | 4-29429-0rg 10578-PO S1695011 | 12.420 | Military Medical Research and Development | 252,497 | - |
| Defense, Department of | Pass-Through | Sloan-Kettering Cancer Institute | Research Subaward Agreement | 12.420 | Military Medical Research and Development | 108,461 | - |
| Defense, Department of | Pass-Through | Sloan-Kettering Cancer Institute | Research Award | 12.420 | Military Medical Research and Development | 304,947 | - |
| Defense, Department of | Pass-Through | Sloan-Kettering Cancer Institute | Research Subaward Agreement | 12.420 | Military Medical Research and Development | 1,164 | - |
| Defense, Department of | Pass-Through | University of Alabama | 000507860-002 | 12.420 | Military Medical Research and Development | 46,128 | - |
| Defense, Department of | Pass-Through | University of Delaware | Subaward No 39406 | 12.420 | Military Medical Research and Development | 31,396 | - |
| Defense, Department of | Pass-Through | University of Minnesota | A003728703 | 12.420 | Military Medical Research and Development | 10,149 | - |
| Defense, Department of | Pass-Through | University of Southern California | 70250537 | 12.420 | Military Medical Research and Development | 46,284 | - |
| Defense, Department of | Pass-Through | University of Texas Health Science Center at San Antonio | 159425 / 155536 | 12.420 | Military Medical Research and Development | 3,515 | - |
| Defense, Department of | Pass-Through | Veterans Education & Research Assoc of MI (VERAM) | V-SUBUM-11-10 | 12.420 | Military Medical Research and Development | 141,174 | - |
| Defense, Department of | Pass-Through | Wake Forest University | WFUHS 441009 GU-09 | 12.420 | Military Medical Research and Development | 354,336 | - |
| Defense, Department of | Pass-Through | Wayne State University | WSU 16046 | 12.420 | Military Medical Research and Development | 48,202 | - |
| Defense, Department of | Pass-Through | William Beaumont Hospital | WBH 15001_UM-PO#100-3793974 | 12.420 | Military Medical Research and Development | 17,204 | - |
| | | | | | | \$ 15,964,719 | \$ 578,200 |
| Defense, Department of | Direct | | DAAE07-01-3-0002 | 12.431 | Basic Scientific Research | - | - |
| Defense, Department of | Direct | | FA2386-11-1-4024 | 12.431 | Basic Scientific Research | (11,444) | - |
| Defense, Department of | Direct | | W911NF-08-1-0487 | 12.431 | Basic Scientific Research | (208) | - |
| Defense, Department of | Direct | | W911NF-10-1-0518 | 12.431 | Basic Scientific Research | 1,478,387 | 211,826 |
| Defense, Department of | Direct | | W911NF-11-1-0391 | 12.431 | Basic Scientific Research | 1,753,344 | 1,362,647 |
| Defense, Department of | Direct | | W911NF-11-1-0465 | 12.431 | Basic Scientific Research | (4,004) | - |
| Defense, Department of | Direct | | W911NF-12-1-0163 | 12.431 | Basic Scientific Research | 65,327 | - |
| Defense, Department of | Direct | | W911NF-12-1-0214 | 12.431 | Basic Scientific Research | 126,215 | - |
| Defense, Department of | Direct | | W911NF-12-1-0253 | 12.431 | Basic Scientific Research | (678) | - |
| Defense, Department of | Direct | | W911NF-12-1-0284 | 12.431 | Basic Scientific Research | (5,399) | - |
| Defense, Department of | Direct | | W911NF-12-1-0338 | 12.431 | Basic Scientific Research | (24) | - |
| Defense, Department of | Direct | | W911NF-12-1-0443 | 12.431 | Basic Scientific Research | 253,708 | - |
| Defense, Department of | Direct | | W911NF-12-1-0530 | 12.431 | Basic Scientific Research | 77,782 | - |
| Defense, Department of | Direct | | W911NF-12-1-0612 | 12.431 | Basic Scientific Research | 67,624 | - |
| Defense, Department of | Direct | | W911NF-13-1-0222 | 12.431 | Basic Scientific Research | 9,146 | - |
| Defense, Department of | Direct | | W911NF-13-1-0314 | 12.431 | Basic Scientific Research | 166,357 | - |

University of Michigan
Schedule of Expenditures of Federal Awards
For the Year Ended June 30, 2016

| Cluster Title/Federal Grantor/Program | Type | Pass-Through Grantor | Award Identifier | CFDA Number | CFDA Program Title | Federal Expenditures | Subrecipient |
|---------------------------------------|--------------|---|----------------------------|-------------|--|----------------------|---------------------|
| Defense, Department of | Direct | | W911NF-13-1-0387 | 12.431 | Basic Scientific Research | 1,385,021 | 1,111,856 |
| Defense, Department of | Direct | | W911NF-13-1-0449 | 12.431 | Basic Scientific Research | 117,904 | - |
| Defense, Department of | Direct | | W911NF-14-1-0413 | 12.431 | Basic Scientific Research | 9,977 | - |
| Defense, Department of | Direct | | W911NF-14-1-0416 | 12.431 | Basic Scientific Research | 191,174 | - |
| Defense, Department of | Direct | | W911NF-14-1-0573 | 12.431 | Basic Scientific Research | 155,698 | - |
| Defense, Department of | Direct | | W911NF-14-1-0634 | 12.431 | Basic Scientific Research | 127,660 | - |
| Defense, Department of | Direct | | W911NF-14-2-0111 | 12.431 | Basic Scientific Research | 56,398 | - |
| Defense, Department of | Direct | | W911NF-15-1-0114 | 12.431 | Basic Scientific Research | 142,496 | - |
| Defense, Department of | Direct | | W911NF-15-1-0158 | 12.431 | Basic Scientific Research | 118,929 | - |
| Defense, Department of | Direct | | W911NF-15-1-0185 | 12.431 | Basic Scientific Research | 81,392 | - |
| Defense, Department of | Direct | | W911NF-15-1-0214 | 12.431 | Basic Scientific Research | 50,000 | - |
| Defense, Department of | Direct | | W911NF-15-1-0241 | 12.431 | Basic Scientific Research | 181,267 | - |
| Defense, Department of | Direct | | W911NF-15-1-0354 | 12.431 | Basic Scientific Research | 55,608 | - |
| Defense, Department of | Direct | | W911NF-15-1-0463 | 12.431 | Basic Scientific Research | 43,727 | - |
| Defense, Department of | Direct | | W911NF-15-1-0511 | 12.431 | Basic Scientific Research | 18,061 | - |
| Defense, Department of | Direct | | W911NF-15-1-0516 | 12.431 | Basic Scientific Research | 62,489 | - |
| Defense, Department of | Direct | | W911NF-15-1-0554 | 12.431 | Basic Scientific Research | 70,375 | - |
| Defense, Department of | Direct | | W911NF-15-1-0625 | 12.431 | Basic Scientific Research | 113,898 | 49,202 |
| Defense, Department of | Direct | | W911NF-16-1-0147 | 12.431 | Basic Scientific Research | 10,482 | - |
| Defense, Department of | Direct | | W911NF-16-1-0195 | 12.431 | Basic Scientific Research | 542 | - |
| Defense, Department of | Direct | | W911NF-16-1-0229 | 12.431 | Basic Scientific Research | 2,501 | - |
| Defense, Department of | Pass-Through | Arizona State University | 13-949 | 12.431 | Basic Scientific Research | 190,539 | - |
| Defense, Department of | Pass-Through | Duke University | 3130554 | 12.431 | Basic Scientific Research | 61,811 | - |
| Defense, Department of | Pass-Through | Duke University | W99NF-10-1-0231 | 12.431 | Basic Scientific Research | 67,484 | - |
| Defense, Department of | Pass-Through | George Mason University | E2030471 | 12.431 | Basic Scientific Research | 334,452 | - |
| Defense, Department of | Pass-Through | Northwestern University | SP0025190-PROJ0006754 | 12.431 | Basic Scientific Research | 170,626 | - |
| Defense, Department of | Pass-Through | Rice University | R17831 | 12.431 | Basic Scientific Research | 236,869 | - |
| Defense, Department of | Pass-Through | Rutgers University | 4815-435145-10220 | 12.431 | Basic Scientific Research | 150,653 | - |
| Defense, Department of | Pass-Through | Stanford University | 61074263-119754 | 12.431 | Basic Scientific Research | 75,217 | - |
| Defense, Department of | Pass-Through | University of Florida, The | UFDSP00011093 | 12.431 | Basic Scientific Research | 97,277 | - |
| Defense, Department of | Pass-Through | University of Illinois-Urbana-Champaign | 2015-05174-05 | 12.431 | Basic Scientific Research | 178,839 | - |
| Defense, Department of | Pass-Through | University of Leeds | RG.ELEC.102355 | 12.431 | Basic Scientific Research | 2,327 | - |
| Defense, Department of | Pass-Through | University of Maryland, The | Z8401001 | 12.431 | Basic Scientific Research | 16,345 | - |
| Defense, Department of | Pass-Through | University of Maryland, The | Z855204 | 12.431 | Basic Scientific Research | 746 | - |
| Defense, Department of | Pass-Through | University of Wisconsin | 623K070 | 12.431 | Basic Scientific Research | 206,185 | - |
| | | | | | | \$ 8,761,102 | \$ 2,735,531 |
| Defense, Department of | Direct | | ST1409-14-01 | 12.611 | Community Economic Adjustment Assistance for Reductions in Defense Industry Employment | \$ 1,575,170 | \$ 739,473 |
| Defense, Department of | Pass-Through | American Lightweight Materials Manufacturing Innovation Institute | 0004A-4 | 12.630 | Basic, Applied, and Advanced Research in Science and Engineering | \$ 144,350 | \$ - |
| Defense, Department of | Pass-Through | American Lightweight Materials Manufacturing Innovation Institute | Subaward 0003B-3 | 12.630 | Basic, Applied, and Advanced Research in Science and Engineering | 16 | - |
| Defense, Department of | Pass-Through | American Lightweight Materials Manufacturing Innovation Institute | Sub-Award Agreement 0001 | 12.630 | Basic, Applied, and Advanced Research in Science and Engineering | 344,322 | - |
| Defense, Department of | Pass-Through | American Lightweight Materials Manufacturing Innovation Institute | Subaward Agreement 0002B-9 | 12.630 | Basic, Applied, and Advanced Research in Science and Engineering | 23,400 | - |
| Defense, Department of | Pass-Through | American Lightweight Materials Manufacturing Innovation Institute | Subaward Agreement 0003A-5 | 12.630 | Basic, Applied, and Advanced Research in Science and Engineering | 7,469 | - |
| Defense, Department of | Pass-Through | University of North Texas | GF2665-1 | 12.630 | Basic, Applied, and Advanced Research in Science and Engineering | 90,429 | - |
| | | | | | | \$ 609,986 | \$ - |
| Defense, Department of | Pass-Through | Henry M. Jackson Foundation for the Advancement of Military Medicine, Inc (HJF) | Subaward #3156 PO#856388 | 12.750 | Uniformed Services University Medical Research Projects | \$ 58,175 | \$ - |
| Defense, Department of | Direct | | FA8650-07-2-3744 | 12.800 | Air Force Defense Research Sciences Program | \$ 178,359 | \$ 33,176 |
| Defense, Department of | Direct | | FA8750-12-2-0314 | 12.800 | Air Force Defense Research Sciences Program | 243,157 | - |
| Defense, Department of | Direct | | FA9451-14-1-0374 | 12.800 | Air Force Defense Research Sciences Program | 9,990 | - |
| Defense, Department of | Direct | | FA9451-16-1-0050 | 12.800 | Air Force Defense Research Sciences Program | 2,540 | - |
| Defense, Department of | Direct | | FA9453-14-1-0347 | 12.800 | Air Force Defense Research Sciences Program | 219,406 | - |
| Defense, Department of | Direct | | FA9453-14-1-0379 | 12.800 | Air Force Defense Research Sciences Program | 106,295 | - |
| Defense, Department of | Direct | | FA9453-15-1-0084 | 12.800 | Air Force Defense Research Sciences Program | 93,817 | - |
| Defense, Department of | Direct | | FA9453-15-1-0330 | 12.800 | Air Force Defense Research Sciences Program | 60,993 | - |
| Defense, Department of | Direct | | FA9550-09-1-0457 | 12.800 | Air Force Defense Research Sciences Program | (4,908) | - |
| Defense, Department of | Direct | | FA9550-09-1-0695 | 12.800 | Air Force Defense Research Sciences Program | 176,412 | 33 |
| Defense, Department of | Direct | | FA9550-10-1-0393 | 12.800 | Air Force Defense Research Sciences Program | 71,018 | - |
| Defense, Department of | Direct | | FA9550-12-1-0058 | 12.800 | Air Force Defense Research Sciences Program | (2,158) | - |
| Defense, Department of | Direct | | FA9550-12-1-0101 | 12.800 | Air Force Defense Research Sciences Program | 38,358 | - |
| Defense, Department of | Direct | | FA9550-12-1-0256 | 12.800 | Air Force Defense Research Sciences Program | (7,662) | - |
| Defense, Department of | Direct | | FA9550-12-1-0258 | 12.800 | Air Force Defense Research Sciences Program | 7,054 | - |
| Defense, Department of | Direct | | FA9550-12-1-0265 | 12.800 | Air Force Defense Research Sciences Program | 74,530 | 17,303 |
| Defense, Department of | Direct | | FA9550-12-1-0310 | 12.800 | Air Force Defense Research Sciences Program | 121,564 | - |
| Defense, Department of | Direct | | FA9550-12-1-0394 | 12.800 | Air Force Defense Research Sciences Program | 3,681 | - |
| Defense, Department of | Direct | | FA9550-12-1-0401 | 12.800 | Air Force Defense Research Sciences Program | 110,364 | - |
| Defense, Department of | Direct | | FA9550-12-1-0402 | 12.800 | Air Force Defense Research Sciences Program | 62,696 | - |
| Defense, Department of | Direct | | FA9550-12-1-0435 | 12.800 | Air Force Defense Research Sciences Program | 583,277 | 353,000 |
| Defense, Department of | Direct | | FA9550-12-1-0465 | 12.800 | Air Force Defense Research Sciences Program | 315,687 | - |
| Defense, Department of | Direct | | FA9550-12-1-0483 | 12.800 | Air Force Defense Research Sciences Program | 847,842 | 559,886 |
| Defense, Department of | Direct | | FA9550-13-1-0025 | 12.800 | Air Force Defense Research Sciences Program | 203,048 | - |
| Defense, Department of | Direct | | FA9550-13-1-0043 | 12.800 | Air Force Defense Research Sciences Program | 297,050 | 187,234 |
| Defense, Department of | Direct | | FA9550-13-1-0048 | 12.800 | Air Force Defense Research Sciences Program | 114,644 | - |

University of Michigan
Schedule of Expenditures of Federal Awards
For the Year Ended June 30, 2016

| Cluster Title/Federal Grantor/Program | Type | Pass-Through Grantor | Award Identifier | CFDA Number | CFDA Program Title | Federal Expenditures | Subrecipient |
|---------------------------------------|--------------|--|-------------------------|-------------|---|----------------------|----------------------|
| Defense, Department of | Direct | | FA9550-13-1-0113 | 12.800 | Air Force Defense Research Sciences Program | 131,091 | - |
| Defense, Department of | Direct | | FA9550-13-1-0122 | 12.800 | Air Force Defense Research Sciences Program | 371,312 | 230,550 |
| Defense, Department of | Direct | | FA9550-14-1-0009 | 12.800 | Air Force Defense Research Sciences Program | 320,421 | - |
| Defense, Department of | Direct | | FA9550-14-1-0010 | 12.800 | Air Force Defense Research Sciences Program | 238,401 | - |
| Defense, Department of | Direct | | FA9550-14-1-0040 | 12.800 | Air Force Defense Research Sciences Program | 1,329,496 | 378,524 |
| Defense, Department of | Direct | | FA9550-14-1-0092 | 12.800 | Air Force Defense Research Sciences Program | (286) | - |
| Defense, Department of | Direct | | FA9550-14-1-0156 | 12.800 | Air Force Defense Research Sciences Program | 142,178 | - |
| Defense, Department of | Direct | | FA9550-14-1-0245 | 12.800 | Air Force Defense Research Sciences Program | 185,638 | - |
| Defense, Department of | Direct | | FA9550-14-1-0246 | 12.800 | Air Force Defense Research Sciences Program | 135,445 | - |
| Defense, Department of | Direct | | FA9550-14-1-0249 | 12.800 | Air Force Defense Research Sciences Program | 298,245 | 185,381 |
| Defense, Department of | Direct | | FA9550-14-1-0309 | 12.800 | Air Force Defense Research Sciences Program | 462,043 | - |
| Defense, Department of | Direct | | FA9550-14-1-0380 | 12.800 | Air Force Defense Research Sciences Program | 141,251 | - |
| Defense, Department of | Direct | | FA9550-14-1-0396 | 12.800 | Air Force Defense Research Sciences Program | 100,125 | - |
| Defense, Department of | Direct | | FA9550-15-1-0039 | 12.800 | Air Force Defense Research Sciences Program | 86,819 | - |
| Defense, Department of | Direct | | FA9550-15-1-0097 | 12.800 | Air Force Defense Research Sciences Program | 403,511 | - |
| Defense, Department of | Direct | | FA9550-15-1-0101 | 12.800 | Air Force Defense Research Sciences Program | 102,654 | - |
| Defense, Department of | Direct | | FA9550-15-1-0118 | 12.800 | Air Force Defense Research Sciences Program | 141,510 | - |
| Defense, Department of | Direct | | FA9550-15-1-0157 | 12.800 | Air Force Defense Research Sciences Program | 150,716 | - |
| Defense, Department of | Direct | | FA9550-15-1-0210 | 12.800 | Air Force Defense Research Sciences Program | 266,859 | - |
| Defense, Department of | Direct | | FA9550-15-1-0240 | 12.800 | Air Force Defense Research Sciences Program | 129,773 | - |
| Defense, Department of | Direct | | FA9550-15-1-0307 | 12.800 | Air Force Defense Research Sciences Program | 294,372 | - |
| Defense, Department of | Direct | | FA9550-15-1-0329 | 12.800 | Air Force Defense Research Sciences Program | 99,702 | - |
| Defense, Department of | Direct | | FA9550-15-1-0366 | 12.800 | Air Force Defense Research Sciences Program | 35,432 | - |
| Defense, Department of | Direct | | FA9550-15-1-0378 | 12.800 | Air Force Defense Research Sciences Program | 34,187 | - |
| Defense, Department of | Direct | | FA9550-15-1-0419 | 12.800 | Air Force Defense Research Sciences Program | 198,000 | - |
| Defense, Department of | Direct | | FA9550-16-1-0028 | 12.800 | Air Force Defense Research Sciences Program | 121,739 | - |
| Defense, Department of | Direct | | FA9550-16-1-0071 | 12.800 | Air Force Defense Research Sciences Program | 96,431 | - |
| Defense, Department of | Direct | | FA9550-16-1-0087 | 12.800 | Air Force Defense Research Sciences Program | 133,586 | 18,717 |
| Defense, Department of | Direct | | FA9550-16-1-0272 | 12.800 | Air Force Defense Research Sciences Program | 7,612 | - |
| Defense, Department of | Pass-Through | Carnegie-Mellon University | 1150119-294717 | 12.800 | Air Force Defense Research Sciences Program | 138,625 | - |
| Defense, Department of | Pass-Through | Case Western Reserve University | RES507576 | 12.800 | Air Force Defense Research Sciences Program | 32,902 | - |
| Defense, Department of | Pass-Through | Columbia University | 1(GG010953-01) | 12.800 | Air Force Defense Research Sciences Program | 12,308 | - |
| Defense, Department of | Pass-Through | Georgia Institute of Technology | RC413-G5 | 12.800 | Air Force Defense Research Sciences Program | 633,456 | - |
| Defense, Department of | Pass-Through | Georgia Institute of Technology | RD547-G2 | 12.800 | Air Force Defense Research Sciences Program | 2,773 | - |
| Defense, Department of | Pass-Through | Lehigh University | 543255-78001 | 12.800 | Air Force Defense Research Sciences Program | 33,272 | - |
| Defense, Department of | Pass-Through | Massachusetts Institute of Technology | 571000 | 12.800 | Air Force Defense Research Sciences Program | 196,721 | - |
| Defense, Department of | Pass-Through | National Additive Manufacturing Innovation Institute (NAMII) | Sub-Recipient Agreement | 12.800 | Air Force Defense Research Sciences Program | 279,758 | - |
| Defense, Department of | Pass-Through | New York University | F6752-01 UW344756-3 | 12.800 | Air Force Defense Research Sciences Program | 51,606 | - |
| Defense, Department of | Pass-Through | Ohio State University, The | 60041047 | 12.800 | Air Force Defense Research Sciences Program | 180,610 | - |
| Defense, Department of | Pass-Through | Ohio State University, The | 60035093/GRT00027335 | 12.800 | Air Force Defense Research Sciences Program | 185 | - |
| Defense, Department of | Pass-Through | Rice University | R17571 | 12.800 | Air Force Defense Research Sciences Program | (10,843) | - |
| Defense, Department of | Pass-Through | University of California - Santa Barbara | KK1234 | 12.800 | Air Force Defense Research Sciences Program | 292,779 | - |
| Defense, Department of | Pass-Through | University of California-San Diego | 54422375 | 12.800 | Air Force Defense Research Sciences Program | 301,012 | - |
| Defense, Department of | Pass-Through | University of Colorado Boulder | 1553899 | 12.800 | Air Force Defense Research Sciences Program | 398 | - |
| Defense, Department of | Pass-Through | University of Illinois-Urbana-Champaign | 2012-02298-02 (A0080) | 12.800 | Air Force Defense Research Sciences Program | 193,404 | - |
| Defense, Department of | Pass-Through | University of Illinois-Urbana-Champaign | 2012-03966-01 (A0076) | 12.800 | Air Force Defense Research Sciences Program | 39,520 | - |
| Defense, Department of | Pass-Through | University of Illinois-Urbana-Champaign | 2015-00008-01 | 12.800 | Air Force Defense Research Sciences Program | 123,287 | - |
| Defense, Department of | Pass-Through | University of Maryland, The | 12973-Z8143001 | 12.800 | Air Force Defense Research Sciences Program | 129,471 | - |
| Defense, Department of | Pass-Through | University of Maryland, The | Q2412001 | 12.800 | Air Force Defense Research Sciences Program | 72,859 | - |
| Defense, Department of | Pass-Through | University of Pennsylvania | 562263 | 12.800 | Air Force Defense Research Sciences Program | 17,706 | - |
| Defense, Department of | Pass-Through | University of Pittsburgh | 0019713 (406200-3) | 12.800 | Air Force Defense Research Sciences Program | 155,051 | - |
| Defense, Department of | Pass-Through | University of Texas at Austin | UTA14-001164 | 12.800 | Air Force Defense Research Sciences Program | 134,777 | - |
| | | | | | | \$ 13,096,954 | \$ 1,963,804 |
| Defense, Department of | Direct | | H98230-16-1-0023 | 12.901 | Mathematical Sciences Grants Program | 9,164 | - |
| Defense, Department of | Direct | | D13AP00059 | 12.910 | Research and Technology Development | 333,224 | - |
| Defense, Department of | Direct | | D14AP00086 | 12.910 | Research and Technology Development | 254,590 | - |
| Defense, Department of | Direct | | D15AP00007 | 12.910 | Research and Technology Development | 206,892 | 62,888 |
| Defense, Department of | Direct | | D16AP00004 | 12.910 | Research and Technology Development | 455,371 | 32,904 |
| Defense, Department of | Direct | | HR0011-08-1-0040 | 12.910 | Research and Technology Development | (30) | - |
| Defense, Department of | Direct | | HR0011-13-2-0006 | 12.910 | Research and Technology Development | 841,464 | 163,149 |
| Defense, Department of | Direct | | HR0011-13-2-0015 | 12.910 | Research and Technology Development | 1,770,809 | 557,296 |
| Defense, Department of | Direct | | N66001-12-1-4223 | 12.910 | Research and Technology Development | (5,168) | - |
| Defense, Department of | Direct | | N66001-12-1-4231 | 12.910 | Research and Technology Development | 17,438 | - |
| Defense, Department of | Direct | | N66001-14-1-4014 | 12.910 | Research and Technology Development | 224,182 | - |
| Defense, Department of | Direct | | N66001-14-1-4045 | 12.910 | Research and Technology Development | 190,456 | - |
| Defense, Department of | Direct | | N66001-14-1-4046 | 12.910 | Research and Technology Development | 190,289 | - |
| Defense, Department of | Direct | | N66001-15-1-4050 | 12.910 | Research and Technology Development | 331,726 | 39,734 |
| Defense, Department of | Direct | | N66001-16-1-4006 | 12.910 | Research and Technology Development | 90,860 | - |
| Defense, Department of | Direct | | N66001-16-1-4029 | 12.910 | Research and Technology Development | 363,019 | - |
| Defense, Department of | Direct | | W31P4Q-11-1-0002 | 12.910 | Research and Technology Development | 475,185 | - |
| Defense, Department of | Direct | | W31P4Q-12-1-0002 | 12.910 | Research and Technology Development | 192,520 | - |
| Defense, Department of | Direct | | W56HZV-04-2-0001 | 12.910 | Research and Technology Development | (532) | (1,884) |
| Defense, Department of | Direct | | W56HZV-14-2-0001 | 12.910 | Research and Technology Development | 4,642,318 | 1,201,371 |
| Defense, Department of | Pass-Through | Cornell University | 68272-10162 | 12.910 | Research and Technology Development | 145,919 | - |
| Defense, Department of | Pass-Through | Northwestern University | SP0016210-PROJ0006646 | 12.910 | Research and Technology Development | (31,668) | - |
| Defense, Department of | Pass-Through | State University of New York at Buffalo | 54873-1120361-3 | 12.910 | Research and Technology Development | 93,771 | - |
| | | | | | | \$ 10,782,635 | \$ 2,055,458 |
| | | | | | | \$ 84,218,788 | \$ 16,715,292 |
| Total Defense, Department of | | | | | | | |

University of Michigan
Schedule of Expenditures of Federal Awards
For the Year Ended June 30, 2016

| Cluster Title/Federal Grantor/Program | Type | Pass-Through Grantor | Award Identifier | CFDA Number | CFDA Program Title | Federal Expenditures | Subrecipient |
|--|--------------|---|--|-------------|--|----------------------|--------------|
| Housing and Urban Development, Department of | Direct | | DU205NC-15-P-0070 | 14.RD | | \$ 1,616 | \$ - |
| Housing and Urban Development, Department of | Pass-Through | Johns Hopkins University | JHU Checklist# 5957, Task Orde | 14.RD | | \$ 5,057 | \$ - |
| | | | Total Housing and Urban Development, Department of | | | \$ 6,673 | \$ - |
| Interior, Department of the | Pass-Through | Virginia Polytechnic Institute and State University | 432957-19337 | 15.RD | | \$ 157,647 | \$ - |
| Interior, Department of the | Pass-Through | Great Lakes Fishery Trust | 3003.8 USFWS-Coastal | 15.608 | Fish and Wildlife Management Assistance | \$ 139,761 | \$ 16,438 |
| Interior, Department of the | Direct | | F12AC00977 | 15.660 | Endangered Species - Candidate Conservation Action Funds | \$ 1,377 | \$ - |
| Interior, Department of the | Pass-Through | National Fish and Wildlife Foundation | 0501.12.032465 | 15.662 | Great Lakes Restoration | \$ 567,046 | \$ - |
| Interior, Department of the | Direct | | G15AP00008 | 15.807 | Earthquake Hazards Program Assistance | \$ 24,479 | \$ - |
| Interior, Department of the | Direct | | G13AC00085 | 15.808 | U.S. Geological Survey_ Research and Data Collection | \$ 654,276 | \$ 13,563 |
| Interior, Department of the | Direct | | G15AC00270 | 15.808 | U.S. Geological Survey_ Research and Data Collection | \$ 21,032 | \$ - |
| | | | | | | \$ 675,308 | \$ 13,563 |
| Interior, Department of the | Direct | | P14AC00898 Task P14AC01036 | 15.944 | Natural Resource Stewardship | \$ 36,393 | \$ - |
| Interior, Department of the | Direct | | Coop. Agrmnt. P16AC00199 | 15.954 | National Park Service Conservation, Protection, Outreach, and Education | \$ 6,214 | \$ - |
| | | | Total Interior, Department of the | | | \$ 1,608,225 | \$ 30,001 |
| Justice, Department of | Direct | | 2011 BJ R 6565 | 16.RD | | \$ 1,052,692 | \$ - |
| Justice, Department of | Direct | | 2013 IJR 1168 | 16.RD | | \$ 866,764 | \$ - |
| Justice, Department of | Pass-Through | City of Baton Rouge | 2013-AJ-BX-0002 | 16.RD | | \$ 7,749 | \$ - |
| | | | | | | \$ 1,927,205 | \$ - |
| Justice, Department of | Direct | | 2013-MU-R-6018 | 16.523 | Juvenile Accountability Block Grants | \$ 354,029 | \$ - |
| Justice, Department of | Direct | | 2013-WL-AX-0038 | 16.524 | Legal Assistance for Victims | \$ 164,552 | \$ 50,636 |
| Justice, Department of | Direct | | 2012-DN-BX-K045 | 16.544 | Youth Gang Prevention | \$ 176,563 | \$ 19,079 |
| Justice, Department of | Direct | | 2014-IJ-CX-0018 | 16.560 | National Institute of Justice Research, Evaluation, and Development Project Grants | \$ 35,776 | \$ - |
| Justice, Department of | Direct | | 2011-MU-MU-K075 | 16.734 | Special Data Collections and Statistical Studies | \$ 9,442 | \$ - |
| Justice, Department of | Pass-Through | Kettering University | 5301095AA | 16.817 | Byrne Criminal Justice Innovation Program | \$ 6,421 | \$ - |
| Justice, Department of | Pass-Through | Kettering University | 5301095FLT | 16.817 | Byrne Criminal Justice Innovation Program | \$ 21,833 | \$ - |
| | | | | | | \$ 28,254 | \$ - |
| | | | Total Justice, Department of | | | \$ 2,695,821 | \$ 69,715 |
| Federal Reserve System | Direct | | 201500719 | 18.RD | | \$ 14,365 | \$ - |
| | | | Total Federal Reserve System | | | \$ 14,365 | \$ - |
| State, Department of | Pass-Through | United States-India Educational Foundation(USIEF) | USIEF/OSI/2012/03-A01 | 19.RD | | \$ 76,441 | \$ 28,268 |
| State, Department of | Direct | | S-SGTIP-10-GR-0087 | 19.019 | International Programs to Combat Human Trafficking | \$ 54,004 | \$ - |
| State, Department of | Direct | | S-LMAQM-13-GR-1117 | 19.345 | International Programs to Support Democracy, Human Rights and Labor | \$ 408,744 | \$ - |
| State, Department of | Direct | | S-LMAQM-15-GR-1129 | 19.345 | International Programs to Support Democracy, Human Rights and Labor | \$ 339,438 | \$ 213,460 |
| | | | | | | \$ 748,182 | \$ 213,460 |
| State, Department of | Pass-Through | Institute of International Education | Agreement Dated 4/17/14 | 19.401 | Academic Exchange Programs - Scholars | \$ 171,218 | \$ 38,293 |
| State, Department of | Direct | | S-ECAGD-13-GR-183(FA) | 19.415 | Professional and Cultural Exchange Programs - Citizen Exchanges | \$ 38,111 | \$ - |
| State, Department of | Direct | | S-LMAQM-15-GR-1039 | 19.415 | Professional and Cultural Exchange Programs - Citizen Exchanges | \$ 81,883 | \$ - |
| | | | | | | \$ 119,994 | \$ - |
| | | | Total State, Department of | | | \$ 1,169,839 | \$ 280,021 |
| Transportation, Department of | Direct | | DTFH61-11-C-00040 | 20.RD | | \$ (13,225) | \$ - |
| Transportation, Department of | Direct | | DTFH6116C00006 | 20.RD | | \$ 17,630 | \$ - |
| Transportation, Department of | Direct | | DTFH70-12-E-00032 | 20.RD | | \$ 13,434 | \$ - |
| Transportation, Department of | Direct | | DTNH22-10-H-00288 | 20.RD | | \$ 320,117 | \$ - |
| Transportation, Department of | Direct | | DTNH22-12-C-00272 | 20.RD | | \$ (402) | \$ - |
| Transportation, Department of | Direct | | DTNH2215C00032 | 20.RD | | \$ 73,064 | \$ - |
| Transportation, Department of | Direct | | DTNH2215C00033 | 20.RD | | \$ 17,233 | \$ - |
| Transportation, Department of | Direct | | DTNH2215D00017 | 20.RD | | \$ 1,400 | \$ - |
| Transportation, Department of | Direct | | DTRT5716C10014 | 20.RD | | \$ 63,206 | \$ - |
| Transportation, Department of | Pass-Through | Crash Avoidance Metrics Partnership (CAMP) | CAMP0000078 / 798 | 20.RD | | \$ 125,428 | \$ - |
| Transportation, Department of | Pass-Through | Crash Avoidance Metrics Partnership (CAMP) | CAMP0000101/Req#1053 | 20.RD | | \$ 285,448 | \$ - |
| Transportation, Department of | Pass-Through | Crash Avoidance Metrics Partnership (CAMP) | CAMP0000144 | 20.RD | | \$ 74,734 | \$ - |
| Transportation, Department of | Pass-Through | HNTB Michigan, Inc | HNTB Proj# 56332-DS-001 | 20.RD | | \$ 80,405 | \$ - |
| Transportation, Department of | Pass-Through | Michigan, State of, Transportation, Department of | 2012-0770 | 20.RD | | \$ 31,406 | \$ - |
| Transportation, Department of | Pass-Through | Michigan, State of, Transportation, Department of | 2013-0068 Auth Z1 | 20.RD | | \$ 68,042 | \$ - |
| Transportation, Department of | Pass-Through | Michigan, State of, Transportation, Department of | 2013-0068/Revision No. Z10 | 20.RD | | \$ 43,869 | \$ - |
| Transportation, Department of | Pass-Through | Michigan, State of, Transportation, Department of | 2013-0243 | 20.RD | | \$ (393) | \$ - |
| Transportation, Department of | Pass-Through | Michigan, State of, Transportation, Department of | 2015-0106 | 20.RD | | \$ 112,361 | \$ - |
| Transportation, Department of | Pass-Through | Michigan, State of, Transportation, Department of | 2015-0373 | 20.RD | | \$ 49,013 | \$ - |
| Transportation, Department of | Pass-Through | Michigan, State of, Transportation, Department of | 2016-0023 | 20.RD | | \$ 166,857 | \$ - |
| Transportation, Department of | Pass-Through | National Academy of Sciences | HR 10-93, Activity 163512-1030 | 20.RD | | \$ 100,329 | \$ 17,698 |
| Transportation, Department of | Pass-Through | National Academy of Sciences | HR 17-57/SUB0000048 | 20.RD | | \$ 30,475 | \$ - |
| Transportation, Department of | Pass-Through | National Academy of Sciences | HR 17-67 / SUB0000574 | 20.RD | | \$ 134,854 | \$ 36,246 |
| Transportation, Department of | Pass-Through | Nichols Consulting Engineers | Sub-consultant Agreement | 20.RD | | \$ 3,850 | \$ - |
| Transportation, Department of | Pass-Through | Soar Technology, Inc. | 10286.02 | 20.RD | | \$ 16,711 | \$ - |
| Transportation, Department of | Pass-Through | Texas A & M University | S151224 | 20.RD | | \$ 9,965 | \$ - |

University of Michigan
Schedule of Expenditures of Federal Awards
For the Year Ended June 30, 2016

| Cluster Title/Federal Grantor/Program | Type | Pass-Through Grantor | Award Identifier | CFDA Number | CFDA Program Title | Federal Expenditures | Subrecipient |
|---|--------------|---|-------------------------------------|-------------|---|----------------------|---------------------|
| Transportation, Department of | Pass-Through | The Mackinac Technology Company | Roundtable Research Agmt dtd 9 | 20.RD | | 2,724 | - |
| Transportation, Department of | Pass-Through | University of Maryland, The | 07525729 PO3884 | 20.RD | | 27,953 | - |
| Transportation, Department of | Pass-Through | Virginia Polytechnic Institute and State University | 451205-19337 | 20.RD | | 17,152 | - |
| Transportation, Department of | Pass-Through | Virginia Polytechnic Institute and State University | 451263-19337 | 20.RD | | 54,440 | - |
| Transportation, Department of | Pass-Through | Virginia Polytechnic Institute and State University | 451335-19337 | 20.RD | | 298,401 | 172,734 |
| | | | | | | <u>\$ 2,226,481</u> | <u>\$ 226,678</u> |
| Transportation, Department of | Direct | | 13-G-019 | 20.108 | Aviation Research Grants | \$ 498,146 | \$ 24,278 |
| Transportation, Department of | Direct | | 14-G-011 | 20.108 | Aviation Research Grants | 87,058 | - |
| Transportation, Department of | Pass-Through | University of California - Davis | 201302812-01 | 20.108 | Aviation Research Grants | 65,230 | - |
| | | | | | | <u>\$ 650,434</u> | <u>\$ 24,278</u> |
| Transportation, Department of | Direct | | DTFH6115H00005 | 20.200 | Highway Research and Development Program | \$ 1,973,148 | \$ 922,246 |
| Transportation, Department of | Direct | | DTFH6415G00037 | 20.215 | Highway Training and Education | \$ 3,500 | - |
| | | | | | | <u>\$ 1,976,648</u> | <u>\$ 922,246</u> |
| Transportation, Department of | Pass-Through | Michigan, State of, Transportation, Department of | 2016-0068 | 20.505 | Metropolitan Transportation Planning and State and Non- | \$ 20,331 | \$ - |
| Transportation, Department of | Pass-Through | Michigan, State of, State Police | TR-16-01 | 20.600 | Metropolitan Planning and Research | \$ 426,409 | \$ - |
| Transportation, Department of | Direct | | DTRT13-G-UTC54 | 20.701 | State and Community Highway Safety | \$ 886,934 | \$ 304,442 |
| Transportation, Department of | Pass-Through | Purdue University | 4108-47673, Project 163UMY2.2 | 20.701 | University Transportation Centers Program | 63,963 | - |
| Transportation, Department of | Pass-Through | Purdue University | 55%140UMY2.2 | 20.701 | University Transportation Centers Program | 83,587 | - |
| Transportation, Department of | Pass-Through | Purdue University | Subagreement 4108-47673 | 20.701 | University Transportation Centers Program | 24,567 | - |
| | | | | | | <u>\$ 1,059,051</u> | <u>\$ 304,442</u> |
| Transportation, Department of | Direct | | OASRTRS-14-H-MICH | 20.931 | Transportation Planning, Research and Education | \$ 336,881 | \$ - |
| | | | Total Transportation, Department of | | | <u>\$ 6,696,235</u> | <u>\$ 1,477,644</u> |
| Treasury, Department of the | Direct | | 13-LITC0006-03-00 | 21.008 | Low Income Taxpayer Clinics | \$ 326 | \$ - |
| Treasury, Department of the | Direct | | 15-LITC0178-01-00 | 21.008 | Low Income Taxpayer Clinics | 41,020 | - |
| Treasury, Department of the | Direct | | 16-LITC0178-02-00 | 21.008 | Low Income Taxpayer Clinics | 39,255 | - |
| | | | Total Treasury, Department of the | | | <u>\$ 80,601</u> | <u>\$ -</u> |
| Federal Trade Commission | Direct | | FTC16C125601 | 36.RD | | \$ 50,578 | \$ - |
| Federal Trade Commission | Direct | | IPA - Francine Lafontaine | 36.RD | | 25,267 | - |
| | | | Total Federal Trade Commission | | | <u>\$ 75,845</u> | <u>\$ -</u> |
| Library of Congress | Pass-Through | Illinois State University | 11510-04-890009477 | 42.RD | | \$ 16,614 | \$ - |
| | | | Total Library of Congress | | | <u>\$ 16,614</u> | <u>\$ -</u> |
| National Aeronautics and Space Administration | Direct | | NNG12CR34C | 43.RD | | \$ 382,999 | \$ - |
| National Aeronautics and Space Administration | Direct | | NNG13PJ08C | 43.RD | | 184,049 | - |
| National Aeronautics and Space Administration | Direct | | NNL13AQ00C | 43.RD | | 31,922,662 | 353,951 |
| National Aeronautics and Space Administration | Direct | | NNX09AJ63G | 43.RD | | 10,098 | - |
| National Aeronautics and Space Administration | Direct | | NNX10AI65G | 43.RD | | (16,914) | - |
| National Aeronautics and Space Administration | Direct | | NNX10AQ61G | 43.RD | | 22,533 | 22,533 |
| National Aeronautics and Space Administration | Direct | | NNX11AD68G | 43.RD | | 42 | - |
| National Aeronautics and Space Administration | Direct | | NNX11AD81G | 43.RD | | 7,762 | - |
| National Aeronautics and Space Administration | Direct | | NNX11AE68G | 43.RD | | (33) | - |
| National Aeronautics and Space Administration | Direct | | NNX14AL67H | 43.RD | | 58,907 | - |
| National Aeronautics and Space Administration | Direct | | NNX15AM53G | 43.RD | | 29,468 | - |
| National Aeronautics and Space Administration | Direct | | NNX15AM93G | 43.RD | | 16,282 | - |
| National Aeronautics and Space Administration | Direct | | NNX15AV25G | 43.RD | | 2,789 | - |
| National Aeronautics and Space Administration | Direct | | NNX15AW08G | 43.RD | | 8,030 | - |
| National Aeronautics and Space Administration | Direct | | NNX16AH47G | 43.RD | | 18,239 | - |
| National Aeronautics and Space Administration | Pass-Through | AERO Institute | AERO 682 | 43.RD | | 14,865 | - |
| National Aeronautics and Space Administration | Pass-Through | Aerofet Corporation | PO 200054433 | 43.RD | | 22,287 | - |
| National Aeronautics and Space Administration | Pass-Through | Aurora Flight Sciences | AFS14-2380 | 43.RD | | 187,313 | - |
| National Aeronautics and Space Administration | Pass-Through | Boston College | 5001920-01 | 43.RD | | 56,679 | - |
| National Aeronautics and Space Administration | Pass-Through | California Institute of Technology | 44A-1096043 | 43.RD | | 56,296 | - |
| National Aeronautics and Space Administration | Pass-Through | Carnegie Institution of Washington | DTM-3250-04 | 43.RD | | 700,770 | - |
| National Aeronautics and Space Administration | Pass-Through | Catholic University of America | 361215 Sub 1 | 43.RD | | 26,179 | - |
| National Aeronautics and Space Administration | Pass-Through | Catholic University of America | 362496-Sub1 | 43.RD | | 61,454 | - |
| National Aeronautics and Space Administration | Pass-Through | Colorado School of Mines | 400637 | 43.RD | | 19,844 | - |
| National Aeronautics and Space Administration | Pass-Through | ElectroDynamic Applications, Inc. | PO 20150629 | 43.RD | | 25,912 | - |
| National Aeronautics and Space Administration | Pass-Through | Extreme Diagnostics, Inc. | Research Agreement | 43.RD | | (8,769) | - |
| National Aeronautics and Space Administration | Pass-Through | Extreme Diagnostics, Inc. | Research Agreement | 43.RD | | 27,443 | - |
| National Aeronautics and Space Administration | Pass-Through | Jet Propulsion Laboratory | 158548 | 43.RD | | 47,512 | - |
| National Aeronautics and Space Administration | Pass-Through | Jet Propulsion Laboratory | 1266313 | 43.RD | | 874,090 | - |
| National Aeronautics and Space Administration | Pass-Through | Jet Propulsion Laboratory | 1266314 | 43.RD | | 137,223 | - |
| National Aeronautics and Space Administration | Pass-Through | Jet Propulsion Laboratory | 1409449 | 43.RD | | 444,839 | - |
| National Aeronautics and Space Administration | Pass-Through | Jet Propulsion Laboratory | 1416972 | 43.RD | | 108,221 | - |
| National Aeronautics and Space Administration | Pass-Through | Jet Propulsion Laboratory | 1416974 | 43.RD | | 27,743 | - |
| National Aeronautics and Space Administration | Pass-Through | Jet Propulsion Laboratory | 1434435 | 43.RD | | (2) | - |
| National Aeronautics and Space Administration | Pass-Through | Jet Propulsion Laboratory | 1449038 | 43.RD | | 136,677 | - |
| National Aeronautics and Space Administration | Pass-Through | Jet Propulsion Laboratory | 1456335 | 43.RD | | 4,751 | - |
| National Aeronautics and Space Administration | Pass-Through | Jet Propulsion Laboratory | 1486489 | 43.RD | | 131,389 | - |
| National Aeronautics and Space Administration | Pass-Through | Jet Propulsion Laboratory | 1514747 | 43.RD | | 435,178 | - |
| National Aeronautics and Space Administration | Pass-Through | Jet Propulsion Laboratory | 1515850 | 43.RD | | 9,868 | - |
| National Aeronautics and Space Administration | Pass-Through | Jet Propulsion Laboratory | 1521148 | 43.RD | | 86,258 | - |
| National Aeronautics and Space Administration | Pass-Through | Jet Propulsion Laboratory | 1521247 | 43.RD | | (1,024) | - |
| National Aeronautics and Space Administration | Pass-Through | Jet Propulsion Laboratory | 1524870 | 43.RD | | 21,985 | - |
| National Aeronautics and Space Administration | Pass-Through | Jet Propulsion Laboratory | 1532308 | 43.RD | | 13,398 | - |

University of Michigan
Schedule of Expenditures of Federal Awards
For the Year Ended June 30, 2016

| Cluster Title/Federal Grantor/Program | Type | Pass-Through Grantor | Award Identifier | CFDA Number | CFDA Program Title | Federal Expenditures | Subrecipient |
|---|--------------|--|-------------------------------|-------------|--------------------|----------------------|-------------------|
| National Aeronautics and Space Administration | Pass-Through | Jet Propulsion Laboratory | 1534436 | 43.RD | | 64,438 | - |
| National Aeronautics and Space Administration | Pass-Through | Jet Propulsion Laboratory | 1546643 | 43.RD | | 25,601 | - |
| National Aeronautics and Space Administration | Pass-Through | Johns Hopkins University | 117613 | 43.RD | | 5,525 | - |
| National Aeronautics and Space Administration | Pass-Through | Johns Hopkins University | 130622/CLIN 1 | 43.RD | | 177,928 | - |
| National Aeronautics and Space Administration | Pass-Through | National Space Biomedical Research Institute | SA02802 | 43.RD | | 49,119 | - |
| National Aeronautics and Space Administration | Pass-Through | Southwest Research Institute | 699056KC | 43.RD | | 245,319 | - |
| National Aeronautics and Space Administration | Pass-Through | Southwest Research Institute | A99201MO | 43.RD | | 367,020 | - |
| National Aeronautics and Space Administration | Pass-Through | Southwest Research Institute | E99061MO | 43.RD | | 12,165 | - |
| National Aeronautics and Space Administration | Pass-Through | Southwest Research Institute | H99061MO | 43.RD | | 187,562 | - |
| National Aeronautics and Space Administration | Pass-Through | Space Telescope Institute (STScI) | HST-AR-12839.01-A | 43.RD | | 4,401 | - |
| National Aeronautics and Space Administration | Pass-Through | Space Telescope Institute (STScI) | HST-AR-12846-.02-A | 43.RD | | (284) | - |
| National Aeronautics and Space Administration | Pass-Through | Space Telescope Institute (STScI) | HST-AR-13879.001-A | 43.RD | | 2,256 | - |
| National Aeronautics and Space Administration | Pass-Through | Space Telescope Institute (STScI) | HST-AR-13881.001-A | 43.RD | | 16,976 | - |
| National Aeronautics and Space Administration | Pass-Through | Space Telescope Institute (STScI) | HST-AR-13884.001-A | 43.RD | | 48,285 | - |
| National Aeronautics and Space Administration | Pass-Through | Space Telescope Institute (STScI) | HST-AR-13890.001-A | 43.RD | | 19,211 | - |
| National Aeronautics and Space Administration | Pass-Through | Space Telescope Institute (STScI) | HST-AR-14279.001-A | 43.RD | | 3,367 | - |
| National Aeronautics and Space Administration | Pass-Through | Space Telescope Institute (STScI) | HST-EO-13758.001-A | 43.RD | | 10,488 | - |
| National Aeronautics and Space Administration | Pass-Through | Space Telescope Institute (STScI) | HST-GO-12055.16-A | 43.RD | | 300 | - |
| National Aeronautics and Space Administration | Pass-Through | Space Telescope Institute (STScI) | HST-GO-12060.52-A | 43.RD | | 38,158 | - |
| National Aeronautics and Space Administration | Pass-Through | Space Telescope Institute (STScI) | HST-GO-12213.01-A | 43.RD | | 3,280 | - |
| National Aeronautics and Space Administration | Pass-Through | Space Telescope Institute (STScI) | HST-GO-12554.11-A | 43.RD | | (65) | - |
| National Aeronautics and Space Administration | Pass-Through | Space Telescope Institute (STScI) | HST-GO-12904.01-A | 43.RD | | 47,401 | - |
| National Aeronautics and Space Administration | Pass-Through | Space Telescope Institute (STScI) | HST-GO-13001.03-A | 43.RD | | 9,466 | - |
| National Aeronautics and Space Administration | Pass-Through | Space Telescope Institute (STScI) | HST-GO-13003-.02-A | 43.RD | | 475 | - |
| National Aeronautics and Space Administration | Pass-Through | Space Telescope Institute (STScI) | HST-GO-13050.01-A | 43.RD | | 4,630 | - |
| National Aeronautics and Space Administration | Pass-Through | Space Telescope Institute (STScI) | HST-GO-13108.03-A | 43.RD | | 24,003 | - |
| National Aeronautics and Space Administration | Pass-Through | Space Telescope Institute (STScI) | HST-GO-13293.01-A | 43.RD | | 9,937 | - |
| National Aeronautics and Space Administration | Pass-Through | Space Telescope Institute (STScI) | HST-GO-13325.03-A | 43.RD | | 14,560 | - |
| National Aeronautics and Space Administration | Pass-Through | Space Telescope Institute (STScI) | HST-GO-13337.001-A | 43.RD | | 25,025 | - |
| National Aeronautics and Space Administration | Pass-Through | Space Telescope Institute (STScI) | HST-GO-13347.001-A | 43.RD | | 13,749 | - |
| National Aeronautics and Space Administration | Pass-Through | Space Telescope Institute (STScI) | HST-GO-13363.01-A | 43.RD | | 19,052 | - |
| National Aeronautics and Space Administration | Pass-Through | Space Telescope Institute (STScI) | HST-GO-13416.01-A | 43.RD | | 2,572 | - |
| National Aeronautics and Space Administration | Pass-Through | Space Telescope Institute (STScI) | HST-GO-13437.002-A | 43.RD | | 4,514 | - |
| National Aeronautics and Space Administration | Pass-Through | Space Telescope Institute (STScI) | HST-GO-13639.003-A | 43.RD | | 9,532 | - |
| National Aeronautics and Space Administration | Pass-Through | Space Telescope Institute (STScI) | HST-GO-13696.002-A | 43.RD | | 10,971 | - |
| National Aeronautics and Space Administration | Pass-Through | Space Telescope Institute (STScI) | HST-GO-13702.001-A | 43.RD | | 18,781 | - |
| National Aeronautics and Space Administration | Pass-Through | Space Telescope Institute (STScI) | HST-GO-13758.005-A | 43.RD | | 15,929 | - |
| National Aeronautics and Space Administration | Pass-Through | Space Telescope Institute (STScI) | HST-GO-14046.007-A | 43.RD | | 15,436 | - |
| National Aeronautics and Space Administration | Pass-Through | Space Telescope Institute (STScI) | HST-GO-14096.005-A | 43.RD | | 48,494 | - |
| National Aeronautics and Space Administration | Pass-Through | Space Telescope Institute (STScI) | HST-GO-14230.002-A | 43.RD | | 1,195 | - |
| National Aeronautics and Space Administration | Pass-Through | Space Telescope Institute (STScI) | HST-GO-14231.001-A | 43.RD | | 46,765 | - |
| National Aeronautics and Space Administration | Pass-Through | Space Telescope Institute (STScI) | HST-HF2-51347.001-A | 43.RD | | 11,418 | - |
| National Aeronautics and Space Administration | Pass-Through | Space Telescope Institute (STScI) | STI749252 | 43.RD | | 65,998 | - |
| National Aeronautics and Space Administration | Pass-Through | Systems Technology, Inc. | Roundtable Research Agreement | 43.RD | | 18,166 | - |
| National Aeronautics and Space Administration | Pass-Through | University of Alabama, Huntsville | 2015-059 | 43.RD | | 30,208 | - |
| National Aeronautics and Space Administration | Pass-Through | University of Colorado | 1546525 | 43.RD | | 50,480 | - |
| National Aeronautics and Space Administration | Pass-Through | University of Colorado | 1546525/PO 1000106275 | 43.RD | | 199,712 | 39,998 |
| | | | | | | \$ 38,314,811 | \$ 416,482 |
| National Aeronautics and Space Administration | Direct | | NNX10AU59G | 43.001 | Science | 377,191 | - |
| National Aeronautics and Space Administration | Direct | | NNX11AF46G | 43.001 | Science | 27,485 | - |
| National Aeronautics and Space Administration | Direct | | NNX11AH50G | 43.001 | Science | (719) | - |
| National Aeronautics and Space Administration | Direct | | NNX11AJ19G | 43.001 | Science | 154,547 | - |
| National Aeronautics and Space Administration | Direct | | NNX11AJ55G | 43.001 | Science | (754) | - |
| National Aeronautics and Space Administration | Direct | | NNX11AK53G | 43.001 | Science | 24,502 | - |
| National Aeronautics and Space Administration | Direct | | NNX11AP01G | 43.001 | Science | 82,735 | - |
| National Aeronautics and Space Administration | Direct | | NNX11AR02G | 43.001 | Science | 289,169 | - |
| National Aeronautics and Space Administration | Direct | | NNX12AD29G | 43.001 | Science | 75,636 | - |
| National Aeronautics and Space Administration | Direct | | NNX12AD34G | 43.001 | Science | 196,918 | 156,905 |
| National Aeronautics and Space Administration | Direct | | NNX12AE03G | 43.001 | Science | 84,851 | - |
| National Aeronautics and Space Administration | Direct | | NNX12AG44G | 43.001 | Science | 100,778 | - |
| National Aeronautics and Space Administration | Direct | | NNX12AG83G | 43.001 | Science | 75,747 | - |
| National Aeronautics and Space Administration | Direct | | NNX12AJ93G | 43.001 | Science | 142,472 | - |
| National Aeronautics and Space Administration | Direct | | NNX12AJ70A | 43.001 | Science | 105,646 | 24,635 |
| National Aeronautics and Space Administration | Direct | | NNX12AK34G | 43.001 | Science | 53,870 | - |
| National Aeronautics and Space Administration | Direct | | NNX12AM74G | 43.001 | Science | 102,341 | 58,572 |
| National Aeronautics and Space Administration | Direct | | NNX12AP72G | 43.001 | Science | 167,345 | - |
| National Aeronautics and Space Administration | Direct | | NNX12AQ41G | 43.001 | Science | 64,300 | - |
| National Aeronautics and Space Administration | Direct | | NNX12AR53G | 43.001 | Science | 112,730 | - |
| National Aeronautics and Space Administration | Direct | | NNX13AC64G | 43.001 | Science | 3,149 | - |
| National Aeronautics and Space Administration | Direct | | NNX13AD69G | 43.001 | Science | 24,050 | - |
| National Aeronautics and Space Administration | Direct | | NNX13AD95G | 43.001 | Science | 38,765 | - |
| National Aeronautics and Space Administration | Direct | | NNX13AE05G | 43.001 | Science | 79,284 | - |
| National Aeronautics and Space Administration | Direct | | NNX13AE22G | 43.001 | Science | 76,719 | - |
| National Aeronautics and Space Administration | Direct | | NNX13AE56G | 43.001 | Science | 209,510 | 86,250 |
| National Aeronautics and Space Administration | Direct | | NNX13AE67G | 43.001 | Science | (251) | - |
| National Aeronautics and Space Administration | Direct | | NNX13AE84G | 43.001 | Science | 32,979 | - |
| National Aeronautics and Space Administration | Direct | | NNX13AE87G | 43.001 | Science | 45,222 | - |
| National Aeronautics and Space Administration | Direct | | NNX13AE89G | 43.001 | Science | 32,850 | - |

University of Michigan
Schedule of Expenditures of Federal Awards
For the Year Ended June 30, 2016

| Cluster Title/Federal Grantor/Program | Type | Pass-Through Grantor | Award Identifier | CFDA Number | CFDA Program Title | Federal Expenditures | Subrecipient |
|---|--------|----------------------|------------------|-------------|--------------------|----------------------|--------------|
| National Aeronautics and Space Administration | Direct | | NNX13AG22G | 43.001 | Science | 84,657 | - |
| National Aeronautics and Space Administration | Direct | | NNX13AG25G | 43.001 | Science | 33,998 | - |
| National Aeronautics and Space Administration | Direct | | NNX13AG26G | 43.001 | Science | 135,202 | - |
| National Aeronautics and Space Administration | Direct | | NNX13AG52G | 43.001 | Science | 20,786 | - |
| National Aeronautics and Space Administration | Direct | | NNX13AG70G | 43.001 | Science | 119,547 | - |
| National Aeronautics and Space Administration | Direct | | NNX13AI66G | 43.001 | Science | 111,040 | - |
| National Aeronautics and Space Administration | Direct | | NNX13AI71G | 43.001 | Science | 108,184 | - |
| National Aeronautics and Space Administration | Direct | | NNX13AL04G | 43.001 | Science | 82,286 | - |
| National Aeronautics and Space Administration | Direct | | NNX13AM29H | 43.001 | Science | 1,369 | - |
| National Aeronautics and Space Administration | Direct | | NNX13AM35H | 43.001 | Science | (224) | - |
| National Aeronautics and Space Administration | Direct | | NNX13AN29G | 43.001 | Science | 34,189 | - |
| National Aeronautics and Space Administration | Direct | | NNX13AN70H | 43.001 | Science | 28,928 | - |
| National Aeronautics and Space Administration | Direct | | NNX13AN76H | 43.001 | Science | 29,241 | - |
| National Aeronautics and Space Administration | Direct | | NNX13AN77H | 43.001 | Science | 50,617 | - |
| National Aeronautics and Space Administration | Direct | | NNX13AO27G | 43.001 | Science | 133,518 | - |
| National Aeronautics and Space Administration | Direct | | NNX13AO56H | 43.001 | Science | 20,905 | - |
| National Aeronautics and Space Administration | Direct | | NNX13AO68H | 43.001 | Science | 30,743 | - |
| National Aeronautics and Space Administration | Direct | | NNX13AP36G | 43.001 | Science | 69,327 | - |
| National Aeronautics and Space Administration | Direct | | NNX13AP39H | 43.001 | Science | 28,635 | - |
| National Aeronautics and Space Administration | Direct | | NNX13AQ33G | 43.001 | Science | 325,549 | 168,642 |
| National Aeronautics and Space Administration | Direct | | NNX13AQ66G | 43.001 | Science | 93,619 | - |
| National Aeronautics and Space Administration | Direct | | NNX13AR05G | 43.001 | Science | 205,138 | - |
| National Aeronautics and Space Administration | Direct | | NNX14AB39G | 43.001 | Science | 121,189 | - |
| National Aeronautics and Space Administration | Direct | | NNX14AB58G | 43.001 | Science | 113,273 | - |
| National Aeronautics and Space Administration | Direct | | NNX14AC02G | 43.001 | Science | 189,641 | - |
| National Aeronautics and Space Administration | Direct | | NNX14AC29G | 43.001 | Science | 14,188 | - |
| National Aeronautics and Space Administration | Direct | | NNX14AC57G | 43.001 | Science | 18,149 | - |
| National Aeronautics and Space Administration | Direct | | NNX14AC58G | 43.001 | Science | 16,468 | - |
| National Aeronautics and Space Administration | Direct | | NNX14AC79G | 43.001 | Science | 23,454 | - |
| National Aeronautics and Space Administration | Direct | | NNX14AC82G | 43.001 | Science | 165,991 | - |
| National Aeronautics and Space Administration | Direct | | NNX14AE75G | 43.001 | Science | 58,701 | - |
| National Aeronautics and Space Administration | Direct | | NNX14AF03G | 43.001 | Science | 16,066 | - |
| National Aeronautics and Space Administration | Direct | | NNX14AF07G | 43.001 | Science | 36,118 | - |
| National Aeronautics and Space Administration | Direct | | NNX14AF09G | 43.001 | Science | 8,098 | - |
| National Aeronautics and Space Administration | Direct | | NNX14AF18G | 43.001 | Science | 57,040 | - |
| National Aeronautics and Space Administration | Direct | | NNX14AF31G | 43.001 | Science | 36,392 | - |
| National Aeronautics and Space Administration | Direct | | NNX14AF34G | 43.001 | Science | 111,919 | - |
| National Aeronautics and Space Administration | Direct | | NNX14AF90G | 43.001 | Science | 75,606 | - |
| National Aeronautics and Space Administration | Direct | | NNX14AG65G | 43.001 | Science | 9,194 | - |
| National Aeronautics and Space Administration | Direct | | NNX14AG68G | 43.001 | Science | 111,521 | - |
| National Aeronautics and Space Administration | Direct | | NNX14AG84G | 43.001 | Science | 179,704 | - |
| National Aeronautics and Space Administration | Direct | | NNX14AH19G | 43.001 | Science | 176,813 | - |
| National Aeronautics and Space Administration | Direct | | NNX14AI40G | 43.001 | Science | 181,678 | - |
| National Aeronautics and Space Administration | Direct | | NNX14AI87G | 43.001 | Science | 62,938 | - |
| National Aeronautics and Space Administration | Direct | | NNX14AJ07G | 43.001 | Science | 35,180 | - |
| National Aeronautics and Space Administration | Direct | | NNX14AJ50G | 43.001 | Science | 120,655 | - |
| National Aeronautics and Space Administration | Direct | | NNX14AP44G | 43.001 | Science | 133,290 | - |
| National Aeronautics and Space Administration | Direct | | NNX14AR78G | 43.001 | Science | 116,838 | - |
| National Aeronautics and Space Administration | Direct | | NNX15AB36G | 43.001 | Science | 72,929 | - |
| National Aeronautics and Space Administration | Direct | | NNX15AB73G | 43.001 | Science | 65,446 | - |
| National Aeronautics and Space Administration | Direct | | NNX15AC25G | 43.001 | Science | 143,822 | - |
| National Aeronautics and Space Administration | Direct | | NNX15AD40G | 43.001 | Science | 174,179 | - |
| National Aeronautics and Space Administration | Direct | | NNX15AE34G | 43.001 | Science | 120,395 | - |
| National Aeronautics and Space Administration | Direct | | NNX15AE77G | 43.001 | Science | 35,130 | - |
| National Aeronautics and Space Administration | Direct | | NNX15AF33G | 43.001 | Science | 10,475 | - |
| National Aeronautics and Space Administration | Direct | | NNX15AG32G | 43.001 | Science | 37,424 | - |
| National Aeronautics and Space Administration | Direct | | NNX15AG39G | 43.001 | Science | 13,877 | - |
| National Aeronautics and Space Administration | Direct | | NNX15AG51G | 43.001 | Science | 124,194 | - |
| National Aeronautics and Space Administration | Direct | | NNX15AH13G | 43.001 | Science | 173,626 | 67,911 |
| National Aeronautics and Space Administration | Direct | | NNX15AH28G | 43.001 | Science | 24,929 | - |
| National Aeronautics and Space Administration | Direct | | NNX15AH30G | 43.001 | Science | 95,483 | - |
| National Aeronautics and Space Administration | Direct | | NNX15AH37G | 43.001 | Science | 139,425 | - |
| National Aeronautics and Space Administration | Direct | | NNX15AI13G | 43.001 | Science | 104,348 | - |
| National Aeronautics and Space Administration | Direct | | NNX15AI39G | 43.001 | Science | 112,640 | - |
| National Aeronautics and Space Administration | Direct | | NNX15AI42G | 43.001 | Science | 54,541 | - |
| National Aeronautics and Space Administration | Direct | | NNX15AJ68G | 43.001 | Science | 88,010 | - |
| National Aeronautics and Space Administration | Direct | | NNX15AJ81G | 43.001 | Science | 101,731 | - |
| National Aeronautics and Space Administration | Direct | | NNX15AK79G | 43.001 | Science | 56,780 | - |
| National Aeronautics and Space Administration | Direct | | NNX15AK88G | 43.001 | Science | 87,001 | 21,509 |
| National Aeronautics and Space Administration | Direct | | NNX15AL01G | 43.001 | Science | 12,330 | - |
| National Aeronautics and Space Administration | Direct | | NNX15AL78G | 43.001 | Science | 11,719 | - |
| National Aeronautics and Space Administration | Direct | | NNX15AL99G | 43.001 | Science | 4,322 | - |
| National Aeronautics and Space Administration | Direct | | NNX15AM31G | 43.001 | Science | 44,338 | - |
| National Aeronautics and Space Administration | Direct | | NNX15AN26G | 43.001 | Science | 31,279 | - |
| National Aeronautics and Space Administration | Direct | | NNX15AQ16G | 43.001 | Science | 43,564 | - |
| National Aeronautics and Space Administration | Direct | | NNX15AQ63H | 43.001 | Science | 24,614 | - |
| National Aeronautics and Space Administration | Direct | | NNX15AR36G | 43.001 | Science | 4,323 | - |
| National Aeronautics and Space Administration | Direct | | NNX15AT87G | 43.001 | Science | 17,167 | - |

University of Michigan
Schedule of Expenditures of Federal Awards
For the Year Ended June 30, 2016

| Cluster Title/Federal Grantor/Program | Type | Pass-Through Grantor | Award Identifier | CFDA Number | CFDA Program Title | Federal Expenditures | Subrecipient |
|---|--------------|--|-----------------------------|-------------|--------------------|----------------------|-------------------|
| National Aeronautics and Space Administration | Direct | | NNX15AU15G | 43.001 | Science | 12,964 | - |
| National Aeronautics and Space Administration | Direct | | NNX15AV24G | 43.001 | Science | 16,925 | - |
| National Aeronautics and Space Administration | Direct | | NNX16AB37G | 43.001 | Science | 1,637 | - |
| National Aeronautics and Space Administration | Direct | | NNX16AB46G | 43.001 | Science | 10,572 | - |
| National Aeronautics and Space Administration | Direct | | NNX16AB47G | 43.001 | Science | 1,605 | - |
| National Aeronautics and Space Administration | Direct | | NNX16AB48G | 43.001 | Science | 2,721 | - |
| National Aeronautics and Space Administration | Direct | | NNX16AC01G | 43.001 | Science | 14,367 | - |
| National Aeronautics and Space Administration | Direct | | NNX16AC66A | 43.001 | Science | 343,318 | - |
| National Aeronautics and Space Administration | Direct | | NNX16AD43G | 43.001 | Science | 3,311 | - |
| National Aeronautics and Space Administration | Direct | | NNX16AD72A | 43.001 | Science | 1,268 | - |
| National Aeronautics and Space Administration | Direct | | NNX16AE38G | 43.001 | Science | 22,985 | - |
| National Aeronautics and Space Administration | Direct | | NNX16AE89G | 43.001 | Science | 143,354 | - |
| National Aeronautics and Space Administration | Direct | | NNX16AF23G | 43.001 | Science | 4,204 | - |
| National Aeronautics and Space Administration | Direct | | NNX16AH48G | 43.001 | Science | 4,115 | - |
| National Aeronautics and Space Administration | Direct | | NNX16AH79G | 43.001 | Science | 6,815 | - |
| National Aeronautics and Space Administration | Pass-Through | Bay Area Environmental Research Institute | Subcontract | 43.001 | Science | 28,714 | - |
| National Aeronautics and Space Administration | Pass-Through | Boston University | 4500001616 | 43.001 | Science | 34,951 | - |
| National Aeronautics and Space Administration | Pass-Through | California Institute of Technology | 44A-1093998 | 43.001 | Science | 206,858 | - |
| National Aeronautics and Space Administration | Pass-Through | Eastern Michigan University | R73213.1 | 43.001 | Science | 80,354 | - |
| National Aeronautics and Space Administration | Pass-Through | George Mason University | E2034731 | 43.001 | Science | 2,585 | - |
| National Aeronautics and Space Administration | Pass-Through | Georgia Technology Research Corporation | RF402-G1 | 43.001 | Science | 1,925 | - |
| National Aeronautics and Space Administration | Pass-Through | Michigan State University | RC104664UM | 43.001 | Science | 138,463 | - |
| National Aeronautics and Space Administration | Pass-Through | National Institute of Aerospace | X13-7142-UM | 43.001 | Science | 43,621 | - |
| National Aeronautics and Space Administration | Pass-Through | Ohio State University, The | 60042702 | 43.001 | Science | 114,686 | - |
| National Aeronautics and Space Administration | Pass-Through | Rice University | R53461 | 43.001 | Science | 34,283 | - |
| National Aeronautics and Space Administration | Pass-Through | Smithsonian Institution | AR5-16002X | 43.001 | Science | 3,108 | - |
| National Aeronautics and Space Administration | Pass-Through | Smithsonian Institution | DD4 15072X | 43.001 | Science | 13,877 | - |
| National Aeronautics and Space Administration | Pass-Through | Smithsonian Institution | G04-15031X | 43.001 | Science | 26,883 | - |
| National Aeronautics and Space Administration | Pass-Through | Smithsonian Institution | G05-16017X | 43.001 | Science | 12,467 | - |
| National Aeronautics and Space Administration | Pass-Through | Smithsonian Institution | G05-16034X | 43.001 | Science | 1,674 | - |
| National Aeronautics and Space Administration | Pass-Through | Smithsonian Institution | G05-16063X | 43.001 | Science | 19,461 | - |
| National Aeronautics and Space Administration | Pass-Through | Smithsonian Institution | G05-16097X | 43.001 | Science | 33,634 | - |
| National Aeronautics and Space Administration | Pass-Through | Smithsonian Institution | GO1-12042X | 43.001 | Science | (913) | - |
| National Aeronautics and Space Administration | Pass-Through | Smithsonian Institution | GO2-13054X | 43.001 | Science | (1,175) | - |
| National Aeronautics and Space Administration | Pass-Through | Smithsonian Institution | GO3-14034A | 43.001 | Science | 17,554 | - |
| National Aeronautics and Space Administration | Pass-Through | Smithsonian Institution | GO3-14036X | 43.001 | Science | (3) | - |
| National Aeronautics and Space Administration | Pass-Through | Smithsonian Institution | GO3-14040X | 43.001 | Science | 28,478 | - |
| National Aeronautics and Space Administration | Pass-Through | Smithsonian Institution | GO3-14045X | 43.001 | Science | 24,943 | - |
| National Aeronautics and Space Administration | Pass-Through | Smithsonian Institution | GO3-14069X | 43.001 | Science | 736 | - |
| National Aeronautics and Space Administration | Pass-Through | Smithsonian Institution | GO4-15080X | 43.001 | Science | 62,033 | - |
| National Aeronautics and Space Administration | Pass-Through | Smithsonian Institution | GO5-16082X | 43.001 | Science | 48,609 | - |
| National Aeronautics and Space Administration | Pass-Through | Smithsonian Institution | GO6-17116B | 43.001 | Science | 1,864 | - |
| National Aeronautics and Space Administration | Pass-Through | Smithsonian Institution | PF3-140111 | 43.001 | Science | 112,276 | - |
| National Aeronautics and Space Administration | Pass-Through | Smithsonian Institution | SV6-86010 | 43.001 | Science | 4,742 | - |
| National Aeronautics and Space Administration | Pass-Through | South Dakota State University | 3TF330 | 43.001 | Science | 64,475 | - |
| National Aeronautics and Space Administration | Pass-Through | Southwest Research Institute | B99073JD | 43.001 | Science | 5,026 | - |
| National Aeronautics and Space Administration | Pass-Through | SRI International | 119-000260 | 43.001 | Science | 374,357 | - |
| National Aeronautics and Space Administration | Pass-Through | University of California - Berkeley | 00008925 | 43.001 | Science | 27,037 | - |
| National Aeronautics and Space Administration | Pass-Through | University of California - Davis | 201403446-01 | 43.001 | Science | 58,569 | - |
| National Aeronautics and Space Administration | Pass-Through | University of California - Los Angeles | 2090 G RA225 | 43.001 | Science | 39,217 | - |
| National Aeronautics and Space Administration | Pass-Through | University of California - Los Angeles | 2090 G SA 194 | 43.001 | Science | 6,897 | - |
| National Aeronautics and Space Administration | Pass-Through | University of California - Los Angeles | 2090 G TA481 | 43.001 | Science | 21,458 | - |
| National Aeronautics and Space Administration | Pass-Through | University of Colorado | 1548642, PO #1000031576 | 43.001 | Science | 1,534 | - |
| National Aeronautics and Space Administration | Pass-Through | University of Maryland-Baltimore County (UMBC) | 0000014591 | 43.001 | Science | 96,528 | - |
| National Aeronautics and Space Administration | Pass-Through | University of Montana | PG15-26860-01 | 43.001 | Science | 13,613 | - |
| National Aeronautics and Space Administration | Pass-Through | University of New Hampshire | 14-084 | 43.001 | Science | 82,362 | - |
| National Aeronautics and Space Administration | Pass-Through | University of New Hampshire | 16-011 | 43.001 | Science | 18,747 | - |
| National Aeronautics and Space Administration | Pass-Through | University of New Hampshire | 16-016 | 43.001 | Science | 43,910 | - |
| National Aeronautics and Space Administration | Pass-Through | University of Southern California | 34704771 PO 10054840 | 43.001 | Science | 117,388 | - |
| National Aeronautics and Space Administration | Pass-Through | University of Utah | 10038360 | 43.001 | Science | 50,729 | - |
| | | | | | | \$ 11,455,162 | \$ 584,424 |
| National Aeronautics and Space Administration | Direct | | NNM13AA11G | 43.002 | Aeronautics | 156,587 | 86,387 |
| National Aeronautics and Space Administration | Direct | | NNX11AI19A | 43.002 | Aeronautics | 325,590 | 20,413 |
| National Aeronautics and Space Administration | Direct | | NNX11AO78A | 43.002 | Aeronautics | 239,687 | 130,882 |
| National Aeronautics and Space Administration | Direct | | NNX12AM54A | 43.002 | Aeronautics | 171,301 | - |
| National Aeronautics and Space Administration | Direct | | NNX14AC72A | 43.002 | Aeronautics | 96,297 | 9,218 |
| National Aeronautics and Space Administration | Direct | | NNX14AC73A | 43.002 | Aeronautics | 111,044 | 9,228 |
| National Aeronautics and Space Administration | Direct | | NNX14AJ55A | 43.002 | Aeronautics | 91,877 | - |
| National Aeronautics and Space Administration | Direct | | NNX15AN97A | 43.002 | Aeronautics | 241,176 | 140,866 |
| National Aeronautics and Space Administration | Direct | | NNX15AN98A | 43.002 | Aeronautics | 318,877 | 120,076 |
| National Aeronautics and Space Administration | Direct | | NNX16AH81A | 43.002 | Aeronautics | 20,112 | - |
| National Aeronautics and Space Administration | Pass-Through | National Space Biomedical Research Institute | NCC 9-58-46 | 43.002 | Aeronautics | 41,881 | - |
| National Aeronautics and Space Administration | Pass-Through | National Space Biomedical Research Institute | NCC9-58-46 | 43.002 | Aeronautics | 44,051 | - |
| National Aeronautics and Space Administration | Pass-Through | National Space Biomedical Research Institute | SA02801; Master NCC 9-58 46 | 43.002 | Aeronautics | 18,960 | - |
| | | | | | | \$ 1,877,440 | \$ 517,070 |
| National Aeronautics and Space Administration | Pass-Through | National Space Biomedical Research Institute | SA03801 | 43.003 | Exploration | 39,069 | - |
| National Aeronautics and Space Administration | Direct | | NNX14AO99G | 43.007 | Space Operations | 22,805 | - |
| National Aeronautics and Space Administration | Direct | | NNX15AW42A | 43.007 | Space Operations | 18,946 | - |

University of Michigan
Schedule of Expenditures of Federal Awards
For the Year Ended June 30, 2016

| Cluster Title/Federal Grantor/Program | Type | Pass-Through Grantor | Award Identifier | CFDA Number | CFDA Program Title | Federal Expenditures | Subrecipient |
|---|--------------|-----------------------------|-------------------------------|-------------|---|----------------------|--------------|
| National Aeronautics and Space Administration | Pass-Through | University of Vermont | 29247 SUB 51783 | 43.007 | Space Operations | 43,433 | - |
| | | | | | | \$ 85,184 | \$ - |
| National Aeronautics and Space Administration | Direct | | NNX16AI92A | 43.008 | Education | 20,278 | - |
| National Aeronautics and Space Administration | Direct | | NNX10AM46H | 43.008 | Education | 80,554 | - |
| National Aeronautics and Space Administration | Direct | | NNX12AM32H | 43.008 | Education | 62,752 | - |
| National Aeronautics and Space Administration | Direct | | NNX12AM64H | 43.008 | Education | 58,979 | - |
| National Aeronautics and Space Administration | Direct | | NNX13AL51H | 43.008 | Education | 69,461 | - |
| National Aeronautics and Space Administration | Direct | | NNX13AO19H | 43.008 | Education | (17,605) | - |
| National Aeronautics and Space Administration | Direct | | NNX15AJ20H | 43.008 | Education | 332,245 | - |
| National Aeronautics and Space Administration | Pass-Through | West Virginia University | 11-542-UM/PO 50071224 | 43.008 | Education | (1,819) | - |
| | | | | | | \$ 604,845 | \$ - |
| National Aeronautics and Space Administration | Direct | | NNX11AM64H | 43.009 | Cross Agency Support | 13,106 | - |
| National Aeronautics and Space Administration | Direct | | NNX11AN54H | 43.009 | Cross Agency Support | (5,205) | - |
| National Aeronautics and Space Administration | Direct | | NNX11AN77H | 43.009 | Cross Agency Support | 8,049 | - |
| National Aeronautics and Space Administration | Direct | | NNX12AM31H | 43.009 | Cross Agency Support | 69,048 | - |
| National Aeronautics and Space Administration | Direct | | NNX14AD71G | 43.009 | Cross Agency Support | 91,664 | - |
| National Aeronautics and Space Administration | Direct | | NNX14AL65H | 43.009 | Cross Agency Support | 57,632 | - |
| National Aeronautics and Space Administration | Direct | | NNX15AG99A | 43.009 | Cross Agency Support | 62,923 | - |
| National Aeronautics and Space Administration | Direct | | NNX15AW10G | 43.009 | Cross Agency Support | 146,038 | - |
| | | | | | | \$ 443,255 | \$ - |
| National Aeronautics and Space Administration | Direct | | NNX15AP46H | 43.012 | Space Technology | 48,880 | - |
| National Aeronautics and Space Administration | Direct | | NNX15AQ37H | 43.012 | Space Technology | 72,975 | - |
| National Aeronautics and Space Administration | Direct | | NNX15AQ43H | 43.012 | Space Technology | 73,552 | - |
| | | | | | | \$ 195,407.0 | \$ - |
| | | | | | Total National Aeronautics and Space Administration | \$ 53,015,173 | \$ 1,517,976 |
| National Science Foundation | Direct | | 1452097 | 47.RD | | \$ 3,482 | \$ - |
| National Science Foundation | Direct | | 1459862 | 47.RD | | 15,942 | - |
| National Science Foundation | Direct | | 1506055 | 47.RD | | 96,787 | - |
| National Science Foundation | Direct | | 1541663 | 47.RD | | 11,315 | - |
| National Science Foundation | Direct | | CNS 1544844 | 47.RD | | 53,835 | - |
| National Science Foundation | Direct | | ECCS 1219582 | 47.RD | | 78,994 | - |
| National Science Foundation | Pass-Through | PhasiQ, Inc. | Roundtable Research Agreement | 47.RD | | 56,556 | - |
| National Science Foundation | Pass-Through | Research Triangle Institute | Task 1-312-0214074-51683L, | 47.RD | | 54,590 | - |
| | | | | | | \$ 371,501 | \$ - |
| National Science Foundation | Direct | | 1454188 | 47.041 | Engineering Grants | 10,113 | - |
| National Science Foundation | Direct | | 1462060 | 47.041 | Engineering Grants | 35,310 | 3,857 |
| National Science Foundation | Direct | | 1462084 | 47.041 | Engineering Grants | 59,022 | - |
| National Science Foundation | Direct | | 1462267 | 47.041 | Engineering Grants | 91,141 | - |
| National Science Foundation | Direct | | 1462292 | 47.041 | Engineering Grants | 66,491 | - |
| National Science Foundation | Direct | | 1462363 | 47.041 | Engineering Grants | 3,233 | - |
| National Science Foundation | Direct | | 1462910 | 47.041 | Engineering Grants | 88,357 | - |
| National Science Foundation | Direct | | 1463474 | 47.041 | Engineering Grants | 263,740 | - |
| National Science Foundation | Direct | | 1500095 | 47.041 | Engineering Grants | 147,346 | - |
| National Science Foundation | Direct | | 1500124 | 47.041 | Engineering Grants | 68,228 | - |
| National Science Foundation | Direct | | 1500377 | 47.041 | Engineering Grants | 16,269 | - |
| National Science Foundation | Direct | | 1507192 | 47.041 | Engineering Grants | 25,840 | - |
| National Science Foundation | Direct | | 1507198 | 47.041 | Engineering Grants | 72,784 | - |
| National Science Foundation | Direct | | 1507928 | 47.041 | Engineering Grants | 54,518 | 17,173 |
| National Science Foundation | Direct | | 1508943 | 47.041 | Engineering Grants | 76,434 | - |
| National Science Foundation | Direct | | 1509354 | 47.041 | Engineering Grants | 98,072 | - |
| National Science Foundation | Direct | | 1509691 | 47.041 | Engineering Grants | 49,112 | - |
| National Science Foundation | Direct | | 1510788 | 47.041 | Engineering Grants | 41,780 | - |
| National Science Foundation | Direct | | 1511720 | 47.041 | Engineering Grants | 170,994 | - |
| National Science Foundation | Direct | | 1511834 | 47.041 | Engineering Grants | 36,951 | - |
| National Science Foundation | Direct | | 1523287 | 47.041 | Engineering Grants | 44,768 | - |
| National Science Foundation | Direct | | 1523324 | 47.041 | Engineering Grants | 8,216 | - |
| National Science Foundation | Direct | | 1530543 | 47.041 | Engineering Grants | 30,000 | - |
| National Science Foundation | Direct | | 1530921 | 47.041 | Engineering Grants | 31,076 | - |
| National Science Foundation | Direct | | 1531533 | 47.041 | Engineering Grants | 28,595 | - |
| National Science Foundation | Direct | | 1533557 | 47.041 | Engineering Grants | 75,121 | - |
| National Science Foundation | Direct | | 1533829 | 47.041 | Engineering Grants | 37,374 | - |
| National Science Foundation | Direct | | 1534003 | 47.041 | Engineering Grants | 74,369 | - |
| National Science Foundation | Direct | | 1536087 | 47.041 | Engineering Grants | 96,914 | - |
| National Science Foundation | Direct | | 1536179 | 47.041 | Engineering Grants | 28,809 | - |
| National Science Foundation | Direct | | 1536188 | 47.041 | Engineering Grants | 54,877 | - |
| National Science Foundation | Direct | | 1536444 | 47.041 | Engineering Grants | 9,383 | - |
| National Science Foundation | Direct | | 1536603 | 47.041 | Engineering Grants | 20,616 | - |
| National Science Foundation | Direct | | 1536834 | 47.041 | Engineering Grants | 17,209 | - |
| National Science Foundation | Direct | | 1536924 | 47.041 | Engineering Grants | 29,331 | - |
| National Science Foundation | Direct | | 1537222 | 47.041 | Engineering Grants | 97,527 | - |
| National Science Foundation | Direct | | 1537360 | 47.041 | Engineering Grants | 29,832 | - |
| National Science Foundation | Direct | | 1537440 | 47.041 | Engineering Grants | 40,846 | - |
| National Science Foundation | Direct | | 1537582 | 47.041 | Engineering Grants | 25,814 | - |
| National Science Foundation | Direct | | 1537711 | 47.041 | Engineering Grants | 123,369 | - |
| National Science Foundation | Direct | | 1538180 | 47.041 | Engineering Grants | 178,623 | - |
| National Science Foundation | Direct | | 1539711 | 47.041 | Engineering Grants | 23,225 | - |
| National Science Foundation | Direct | | 1540022 | 47.041 | Engineering Grants | 11,471 | - |

University of Michigan
Schedule of Expenditures of Federal Awards
For the Year Ended June 30, 2016

| Cluster Title/Federal Grantor/Program | Type | Pass-Through Grantor | Award Identifier | CFDA Number | CFDA Program Title | Federal Expenditures | Subrecipient |
|---------------------------------------|--------|----------------------|------------------|-------------|--------------------|----------------------|--------------|
| National Science Foundation | Direct | | 1540106 | 47.041 | Engineering Grants | 32,892 | - |
| National Science Foundation | Direct | | 1540107 | 47.041 | Engineering Grants | 19,099 | - |
| National Science Foundation | Direct | | 1540180 | 47.041 | Engineering Grants | 32,041 | - |
| National Science Foundation | Direct | | 1541486 | 47.041 | Engineering Grants | 24,858 | - |
| National Science Foundation | Direct | | 1541838 | 47.041 | Engineering Grants | 69,031 | - |
| National Science Foundation | Direct | | 1542020 | 47.041 | Engineering Grants | 131,581 | 59,250 |
| National Science Foundation | Direct | | 1547073 | 47.041 | Engineering Grants | 18,374 | - |
| National Science Foundation | Direct | | 1547091 | 47.041 | Engineering Grants | 35,026 | - |
| National Science Foundation | Direct | | 1547987 | 47.041 | Engineering Grants | 18,393 | - |
| National Science Foundation | Direct | | 1548201 | 47.041 | Engineering Grants | 91,540 | - |
| National Science Foundation | Direct | | 1549670 | 47.041 | Engineering Grants | 46,742 | - |
| National Science Foundation | Direct | | 1550469 | 47.041 | Engineering Grants | 50,633 | - |
| National Science Foundation | Direct | | 1550671 | 47.041 | Engineering Grants | 44,701 | - |
| National Science Foundation | Direct | | 1552534 | 47.041 | Engineering Grants | 691,097 | - |
| National Science Foundation | Direct | | 1552545 | 47.041 | Engineering Grants | 30,140 | - |
| National Science Foundation | Direct | | 1552580 | 47.041 | Engineering Grants | 19,129 | - |
| National Science Foundation | Direct | | 1553860 | 47.041 | Engineering Grants | 45,751 | - |
| National Science Foundation | Direct | | 1553873 | 47.041 | Engineering Grants | 9,045 | - |
| National Science Foundation | Direct | | 1554349 | 47.041 | Engineering Grants | 38,671 | - |
| National Science Foundation | Direct | | 1555983 | 47.041 | Engineering Grants | 155,325 | - |
| National Science Foundation | Direct | | 1559706 | 47.041 | Engineering Grants | 24,541 | - |
| National Science Foundation | Direct | | 1561791 | 47.041 | Engineering Grants | 33,639 | - |
| National Science Foundation | Direct | | 1562297 | 47.041 | Engineering Grants | 37,468 | - |
| National Science Foundation | Direct | | 1565422 | 47.041 | Engineering Grants | 49,604 | - |
| National Science Foundation | Direct | | 1565863 | 47.041 | Engineering Grants | 6,837 | - |
| National Science Foundation | Direct | | 1600236 | 47.041 | Engineering Grants | 30,966 | - |
| National Science Foundation | Direct | | 1606577 | 47.041 | Engineering Grants | 47,303 | - |
| National Science Foundation | Direct | | 1607250 | 47.041 | Engineering Grants | 4,514 | - |
| National Science Foundation | Direct | | 1620313 | 47.041 | Engineering Grants | 90,967 | - |
| National Science Foundation | Direct | | 1620328 | 47.041 | Engineering Grants | 210,256 | - |
| National Science Foundation | Direct | | 1621135 | 47.041 | Engineering Grants | 62,973 | - |
| National Science Foundation | Direct | | 1622890 | 47.041 | Engineering Grants | 37,887 | - |
| National Science Foundation | Direct | | 1623669 | 47.041 | Engineering Grants | 35,763 | - |
| National Science Foundation | Direct | | 1624330 | 47.041 | Engineering Grants | 42,082 | - |
| National Science Foundation | Direct | | 1624368 | 47.041 | Engineering Grants | 23,255 | - |
| National Science Foundation | Direct | | 1624775 | 47.041 | Engineering Grants | 47,498 | - |
| National Science Foundation | Direct | | 1632974 | 47.041 | Engineering Grants | 9,791 | - |
| National Science Foundation | Direct | | CBET 1054352 | 47.041 | Engineering Grants | 37,258 | - |
| National Science Foundation | Direct | | CBET 1055227 | 47.041 | Engineering Grants | (34,176) | - |
| National Science Foundation | Direct | | CBET 1067450 | 47.041 | Engineering Grants | 62,447 | - |
| National Science Foundation | Direct | | CBET 1132777 | 47.041 | Engineering Grants | (9,143) | - |
| National Science Foundation | Direct | | CBET 1133439 | 47.041 | Engineering Grants | (257) | - |
| National Science Foundation | Direct | | CBET 1133793 | 47.041 | Engineering Grants | 7,231 | - |
| National Science Foundation | Direct | | CBET 1149401 | 47.041 | Engineering Grants | 41,830 | - |
| National Science Foundation | Direct | | CBET 1158638 | 47.041 | Engineering Grants | 101,786 | - |
| National Science Foundation | Direct | | CBET 1159240 | 47.041 | Engineering Grants | 151,618 | - |
| National Science Foundation | Direct | | CBET 1159279 | 47.041 | Engineering Grants | 13,158 | - |
| National Science Foundation | Direct | | CBET 1159635 | 47.041 | Engineering Grants | 58,247 | - |
| National Science Foundation | Direct | | CBET 1232851 | 47.041 | Engineering Grants | 7,379 | - |
| National Science Foundation | Direct | | CBET 1232937 | 47.041 | Engineering Grants | 215,743 | - |
| National Science Foundation | Direct | | CBET 1235671 | 47.041 | Engineering Grants | 82,709 | - |
| National Science Foundation | Direct | | CBET 1235688 | 47.041 | Engineering Grants | 38,284 | - |
| National Science Foundation | Direct | | CBET 1235691 | 47.041 | Engineering Grants | 107,782 | - |
| National Science Foundation | Direct | | CBET 1235732 | 47.041 | Engineering Grants | 100,404 | - |
| National Science Foundation | Direct | | CBET 1253157 | 47.041 | Engineering Grants | 96,743 | - |
| National Science Foundation | Direct | | CBET 1253544 | 47.041 | Engineering Grants | 8,101 | - |
| National Science Foundation | Direct | | CBET 1263889 | 47.041 | Engineering Grants | 54,519 | - |
| National Science Foundation | Direct | | CBET 1332252 | 47.041 | Engineering Grants | 146,597 | - |
| National Science Foundation | Direct | | CBET 1332807 | 47.041 | Engineering Grants | 47,688 | - |
| National Science Foundation | Direct | | CBET 1335878 | 47.041 | Engineering Grants | 95,483 | - |
| National Science Foundation | Direct | | CBET 1336375 | 47.041 | Engineering Grants | 134,341 | - |
| National Science Foundation | Direct | | CBET 1336387 | 47.041 | Engineering Grants | 111,616 | - |
| National Science Foundation | Direct | | CBET 1336636 | 47.041 | Engineering Grants | 89,430 | - |
| National Science Foundation | Direct | | CBET 1336719 | 47.041 | Engineering Grants | 101,854 | - |
| National Science Foundation | Direct | | CBET 1339609 | 47.041 | Engineering Grants | 105,464 | - |
| National Science Foundation | Direct | | CBET 1351188 | 47.041 | Engineering Grants | 124,556 | - |
| National Science Foundation | Direct | | CBET 1351482 | 47.041 | Engineering Grants | 50,082 | - |
| National Science Foundation | Direct | | CBET 1402845 | 47.041 | Engineering Grants | 62,811 | - |
| National Science Foundation | Direct | | CBET 1403777 | 47.041 | Engineering Grants | 75,900 | - |
| National Science Foundation | Direct | | CBET 1407908 | 47.041 | Engineering Grants | 73,665 | - |
| National Science Foundation | Direct | | CBET 1435269 | 47.041 | Engineering Grants | 73,423 | - |
| National Science Foundation | Direct | | CBET 1436056 | 47.041 | Engineering Grants | 101,660 | - |
| National Science Foundation | Direct | | CBET 1437601 | 47.041 | Engineering Grants | 121,053 | - |
| National Science Foundation | Direct | | CBET 1438197 | 47.041 | Engineering Grants | 183,821 | - |
| National Science Foundation | Direct | | CBET 1438560 | 47.041 | Engineering Grants | 82,744 | - |
| National Science Foundation | Direct | | CBET 1449630 | 47.041 | Engineering Grants | 75,003 | - |
| National Science Foundation | Direct | | CBET 1502477 | 47.041 | Engineering Grants | 25,627 | - |
| National Science Foundation | Direct | | CBET-1329576 | 47.041 | Engineering Grants | (3,772) | - |

University of Michigan
Schedule of Expenditures of Federal Awards
For the Year Ended June 30, 2016

| Cluster Title/Federal Grantor/Program | Type | Pass-Through Grantor | Award Identifier | CFDA Number | CFDA Program Title | Federal Expenditures | Subrecipient |
|---------------------------------------|--------|----------------------|------------------|-------------|--------------------|----------------------|--------------|
| National Science Foundation | Direct | | CBET-1402707 | 47.041 | Engineering Grants | 99,272 | - |
| National Science Foundation | Direct | | CBET-1403339 | 47.041 | Engineering Grants | 71,925 | - |
| National Science Foundation | Direct | | CBET-1553028 | 47.041 | Engineering Grants | 23,702 | - |
| National Science Foundation | Direct | | CMMI 0954390 | 47.041 | Engineering Grants | 60,724 | - |
| National Science Foundation | Direct | | CMMI 0954422 | 47.041 | Engineering Grants | (2,879) | - |
| National Science Foundation | Direct | | CMMI 0969958 | 47.041 | Engineering Grants | 11,806 | - |
| National Science Foundation | Direct | | CMMI 1053145 | 47.041 | Engineering Grants | 107,649 | - |
| National Science Foundation | Direct | | CMMI 1068005 | 47.041 | Engineering Grants | (12,705) | - |
| National Science Foundation | Direct | | CMMI 1100807 | 47.041 | Engineering Grants | (234) | - |
| National Science Foundation | Direct | | CMMI 1129009 | 47.041 | Engineering Grants | 31,863 | - |
| National Science Foundation | Direct | | CMMI 1130160 | 47.041 | Engineering Grants | (4,032) | - |
| National Science Foundation | Direct | | CMMI 1130275 | 47.041 | Engineering Grants | 6,621 | - |
| National Science Foundation | Direct | | CMMI 1131249 | 47.041 | Engineering Grants | 28,102 | - |
| National Science Foundation | Direct | | CMMI 1160915 | 47.041 | Engineering Grants | 91,197 | - |
| National Science Foundation | Direct | | CMMI 1160916 | 47.041 | Engineering Grants | 134,468 | - |
| National Science Foundation | Direct | | CMMI 1160937 | 47.041 | Engineering Grants | 34,379 | - |
| National Science Foundation | Direct | | CMMI 1161123 | 47.041 | Engineering Grants | 56,401 | - |
| National Science Foundation | Direct | | CMMI 1161439 | 47.041 | Engineering Grants | (753) | - |
| National Science Foundation | Direct | | CMMI 1161874 | 47.041 | Engineering Grants | 112,237 | - |
| National Science Foundation | Direct | | CMMI 1232436 | 47.041 | Engineering Grants | 69,362 | - |
| National Science Foundation | Direct | | CMMI 1232683 | 47.041 | Engineering Grants | 39,432 | - |
| National Science Foundation | Direct | | CMMI 1232819 | 47.041 | Engineering Grants | 106,650 | - |
| National Science Foundation | Direct | | CMMI 1232883 | 47.041 | Engineering Grants | 37,733 | - |
| National Science Foundation | Direct | | CMMI 1232915 | 47.041 | Engineering Grants | 57,009 | - |
| National Science Foundation | Direct | | CMMI 1233095 | 47.041 | Engineering Grants | 74,100 | - |
| National Science Foundation | Direct | | CMMI 1233108 | 47.041 | Engineering Grants | 117,007 | - |
| National Science Foundation | Direct | | CMMI 1251891 | 47.041 | Engineering Grants | 59,808 | - |
| National Science Foundation | Direct | | CMMI 1253440 | 47.041 | Engineering Grants | 118,103 | - |
| National Science Foundation | Direct | | CMMI 1265733 | 47.041 | Engineering Grants | 144,000 | - |
| National Science Foundation | Direct | | CMMI 1266088 | 47.041 | Engineering Grants | 149,534 | - |
| National Science Foundation | Direct | | CMMI 1266184 | 47.041 | Engineering Grants | 328,053 | 66,000 |
| National Science Foundation | Direct | | CMMI 1300010 | 47.041 | Engineering Grants | 55,714 | - |
| National Science Foundation | Direct | | CMMI 1300319 | 47.041 | Engineering Grants | 122,530 | - |
| National Science Foundation | Direct | | CMMI 1327316 | 47.041 | Engineering Grants | 12,839 | - |
| National Science Foundation | Direct | | CMMI 1331633 | 47.041 | Engineering Grants | 16,511 | - |
| National Science Foundation | Direct | | CMMI 1333260 | 47.041 | Engineering Grants | 70,063 | 25,786 |
| National Science Foundation | Direct | | CMMI 1334204 | 47.041 | Engineering Grants | 161,695 | - |
| National Science Foundation | Direct | | CMMI 1334272 | 47.041 | Engineering Grants | 63,490 | - |
| National Science Foundation | Direct | | CMMI 1334340 | 47.041 | Engineering Grants | 67,978 | - |
| National Science Foundation | Direct | | CMMI 1334394 | 47.041 | Engineering Grants | 87,561 | - |
| National Science Foundation | Direct | | CMMI 1334908 | 47.041 | Engineering Grants | 42,461 | - |
| National Science Foundation | Direct | | CMMI 1344372 | 47.041 | Engineering Grants | 106,985 | - |
| National Science Foundation | Direct | | CMMI 1350202 | 47.041 | Engineering Grants | 162,091 | - |
| National Science Foundation | Direct | | CMMI 1351403 | 47.041 | Engineering Grants | 157,513 | - |
| National Science Foundation | Direct | | CMMI 1351412 | 47.041 | Engineering Grants | 57,957 | - |
| National Science Foundation | Direct | | CMMI 1362003 | 47.041 | Engineering Grants | 30,787 | - |
| National Science Foundation | Direct | | CMMI 1362513 | 47.041 | Engineering Grants | 116,218 | - |
| National Science Foundation | Direct | | CMMI 1362619 | 47.041 | Engineering Grants | 170,447 | - |
| National Science Foundation | Direct | | CMMI 1362754 | 47.041 | Engineering Grants | 83,891 | - |
| National Science Foundation | Direct | | CMMI 1362975 | 47.041 | Engineering Grants | 134,678 | - |
| National Science Foundation | Direct | | CMMI 1404747 | 47.041 | Engineering Grants | 83,892 | - |
| National Science Foundation | Direct | | CMMI 1414855 | 47.041 | Engineering Grants | (2,600) | - |
| National Science Foundation | Direct | | CMMI 1433066 | 47.041 | Engineering Grants | 38,772 | - |
| National Science Foundation | Direct | | CMMI 1434665 | 47.041 | Engineering Grants | 6,150 | - |
| National Science Foundation | Direct | | CMMI 1434693 | 47.041 | Engineering Grants | 117,156 | - |
| National Science Foundation | Direct | | CMMI 1435188 | 47.041 | Engineering Grants | 82,353 | - |
| National Science Foundation | Direct | | CMMI 1435222 | 47.041 | Engineering Grants | 128,245 | - |
| National Science Foundation | Direct | | CMMI 1436631 | 47.041 | Engineering Grants | 143,294 | - |
| National Science Foundation | Direct | | CMMI 1451078 | 47.041 | Engineering Grants | 159,644 | - |
| National Science Foundation | Direct | | CMMI1265164 | 47.041 | Engineering Grants | 78,023 | - |
| National Science Foundation | Direct | | CMMI-1266063 | 47.041 | Engineering Grants | 73,486 | - |
| National Science Foundation | Direct | | CMMI-1350605 | 47.041 | Engineering Grants | 47,202 | - |
| National Science Foundation | Direct | | CMMI-1351456 | 47.041 | Engineering Grants | 138,850 | - |
| National Science Foundation | Direct | | CMMI-1351469 | 47.041 | Engineering Grants | 60,478 | - |
| National Science Foundation | Direct | | CMMI-1453346 | 47.041 | Engineering Grants | 120,508 | - |
| National Science Foundation | Direct | | CMMI-1523453 | 47.041 | Engineering Grants | 42,008 | - |
| National Science Foundation | Direct | | CNS 1253172 | 47.041 | Engineering Grants | 14,112 | - |
| National Science Foundation | Direct | | CTS-0087337 | 47.041 | Engineering Grants | - | - |
| National Science Foundation | Direct | | ECCS 1055308 | 47.041 | Engineering Grants | 48,720 | - |
| National Science Foundation | Direct | | ECCS 1101868 | 47.041 | Engineering Grants | 8,277 | - |
| National Science Foundation | Direct | | ECCS 1102067 | 47.041 | Engineering Grants | 96,455 | - |
| National Science Foundation | Direct | | ECCS 1128386 | 47.041 | Engineering Grants | 21,458 | - |
| National Science Foundation | Direct | | ECCS 1202046 | 47.041 | Engineering Grants | 37,673 | - |
| National Science Foundation | Direct | | ECCS 1202126 | 47.041 | Engineering Grants | 2,472 | - |
| National Science Foundation | Direct | | ECCS 1220715 | 47.041 | Engineering Grants | 7,696 | - |
| National Science Foundation | Direct | | ECCS 1227879 | 47.041 | Engineering Grants | 34,780 | - |
| National Science Foundation | Direct | | ECCS 1231171 | 47.041 | Engineering Grants | 87,559 | - |
| National Science Foundation | Direct | | ECCS 1231314 | 47.041 | Engineering Grants | 22,111 | - |

University of Michigan
Schedule of Expenditures of Federal Awards
For the Year Ended June 30, 2016

| Cluster Title/Federal Grantor/Program | Type | Pass-Through Grantor | Award Identifier | CFDA Number | CFDA Program Title | Federal Expenditures | Subrecipient |
|---------------------------------------|--------------|------------------------------------|-------------------------------|-------------|------------------------------------|----------------------|-------------------|
| National Science Foundation | Direct | | ECCS 1231826 | 47.041 | Engineering Grants | (7,814) | - |
| National Science Foundation | Direct | | ECCS 1254468 | 47.041 | Engineering Grants | 59,934 | - |
| National Science Foundation | Direct | | ECCS 1303499 | 47.041 | Engineering Grants | 86,542 | 54,080 |
| National Science Foundation | Direct | | ECCS 1305667 | 47.041 | Engineering Grants | 32,464 | - |
| National Science Foundation | Direct | | ECCS 1305931 | 47.041 | Engineering Grants | 111,198 | - |
| National Science Foundation | Direct | | ECCS 1307154 | 47.041 | Engineering Grants | 38,186 | - |
| National Science Foundation | Direct | | ECCS 1307744 | 47.041 | Engineering Grants | 136,498 | - |
| National Science Foundation | Direct | | ECCS 1307754 | 47.041 | Engineering Grants | 81,092 | - |
| National Science Foundation | Direct | | ECCS 1342121 | 47.041 | Engineering Grants | 78,352 | - |
| National Science Foundation | Direct | | ECCS 1343720 | 47.041 | Engineering Grants | 176,849 | - |
| National Science Foundation | Direct | | ECCS 1404814 | 47.041 | Engineering Grants | 11,333 | - |
| National Science Foundation | Direct | | ECCS 1405870 | 47.041 | Engineering Grants | 163,771 | - |
| National Science Foundation | Direct | | ECCS 1407580 | 47.041 | Engineering Grants | 94,201 | - |
| National Science Foundation | Direct | | ECCS 1407967 | 47.041 | Engineering Grants | 121,469 | - |
| National Science Foundation | Direct | | ECCS 1428069 | 47.041 | Engineering Grants | 180,987 | - |
| National Science Foundation | Direct | | ECCS 1446521 | 47.041 | Engineering Grants | 131,172 | - |
| National Science Foundation | Direct | | ECCS-1452916 | 47.041 | Engineering Grants | 117,866 | - |
| National Science Foundation | Direct | | ECCS-1610362 | 47.041 | Engineering Grants | 1,904 | - |
| National Science Foundation | Direct | | EEC 1159345 | 47.041 | Engineering Grants | 56,988 | - |
| National Science Foundation | Direct | | EEC 1240797 | 47.041 | Engineering Grants | (602) | - |
| National Science Foundation | Direct | | EEC 1264551 | 47.041 | Engineering Grants | 27,764 | - |
| National Science Foundation | Direct | | EEC 1340459 | 47.041 | Engineering Grants | 29,529 | - |
| National Science Foundation | Direct | | EEC-1329217 | 47.041 | Engineering Grants | 94,202 | 10,957 |
| National Science Foundation | Direct | | EECCS 1407977 | 47.041 | Engineering Grants | 53,538 | - |
| National Science Foundation | Direct | | EECS 1054454 | 47.041 | Engineering Grants | 230 | - |
| National Science Foundation | Direct | | EFRI 1240264 | 47.041 | Engineering Grants | 355,394 | 122,589 |
| National Science Foundation | Direct | | EFRI 1332342 | 47.041 | Engineering Grants | 454,192 | 27,549 |
| National Science Foundation | Direct | | IIP 1134676 | 47.041 | Engineering Grants | 50,136 | - |
| National Science Foundation | Direct | | IIP 1331280 | 47.041 | Engineering Grants | 33,716 | - |
| National Science Foundation | Direct | | IIP 1342917 | 47.041 | Engineering Grants | 37,169 | - |
| National Science Foundation | Direct | | IIP 1343124 | 47.041 | Engineering Grants | 15,540 | - |
| National Science Foundation | Direct | | IIP 1355672 | 47.041 | Engineering Grants | (3,009) | - |
| National Science Foundation | Direct | | IIP 1358550 | 47.041 | Engineering Grants | 17,076 | - |
| National Science Foundation | Direct | | IIP 1439409 | 47.041 | Engineering Grants | (10,354) | - |
| National Science Foundation | Direct | | IIP 1443335 | 47.041 | Engineering Grants | 11,782 | - |
| National Science Foundation | Direct | | IIP 1445355 | 47.041 | Engineering Grants | 23,636 | - |
| National Science Foundation | Direct | | IIP 1445846 | 47.041 | Engineering Grants | 1,172 | - |
| National Science Foundation | Direct | | IIP 1462365 | 47.041 | Engineering Grants | 30 | - |
| National Science Foundation | Direct | | IIP 1463918 | 47.041 | Engineering Grants | 23,673 | - |
| National Science Foundation | Direct | | IIP 1464476 | 47.041 | Engineering Grants | 4,584 | - |
| National Science Foundation | Direct | | IIP 1464557 | 47.041 | Engineering Grants | 18,281 | - |
| National Science Foundation | Direct | | IIP-1464101 | 47.041 | Engineering Grants | (421) | - |
| National Science Foundation | Direct | | IIP1613100 | 47.041 | Engineering Grants | 20,397 | - |
| National Science Foundation | Direct | | PHY 1156620 | 47.041 | Engineering Grants | (22,740) | - |
| National Science Foundation | Pass-Through | Arborsense, Inc. | Agreement | 47.041 | Engineering Grants | 8,684 | - |
| National Science Foundation | Pass-Through | Carnegie Institution of Washington | 9-10424-01 | 47.041 | Engineering Grants | 845,325 | 90,565 |
| National Science Foundation | Pass-Through | Carnegie Institution of Washington | 9-10424-02 | 47.041 | Engineering Grants | 112,951 | - |
| National Science Foundation | Pass-Through | Cornell University | 44771-7472 | 47.041 | Engineering Grants | 73,369 | - |
| National Science Foundation | Pass-Through | Ecovia Renewables LLC | Roundtable Research Agreement | 47.041 | Engineering Grants | 37,331 | - |
| National Science Foundation | Pass-Through | FlexDex, Inc. | FlexDex-Ps | 47.041 | Engineering Grants | 17,073 | - |
| National Science Foundation | Pass-Through | Florida State University | R01736 | 47.041 | Engineering Grants | 11,430 | - |
| National Science Foundation | Pass-Through | Inmatech, Inc | Research Agreement | 47.041 | Engineering Grants | 37,378 | - |
| National Science Foundation | Pass-Through | Iowa State University | 420-72-34/19 69672 23 | 47.041 | Engineering Grants | 161,292 | - |
| National Science Foundation | Pass-Through | North Carolina State University | 2012-1067-04 | 47.041 | Engineering Grants | 90,375 | - |
| National Science Foundation | Pass-Through | North Carolina State University | 2015-0995-01 | 47.041 | Engineering Grants | 27,909 | - |
| National Science Foundation | Pass-Through | Stanford University | 60447212-111120-B | 47.041 | Engineering Grants | 158,952 | - |
| National Science Foundation | Pass-Through | STEL Technologies | Roundtable Research Agreement | 47.041 | Engineering Grants | 74,417 | - |
| National Science Foundation | Pass-Through | Texas A & M University | C8321 | 47.041 | Engineering Grants | 11,285 | - |
| National Science Foundation | Pass-Through | University of Colorado | 1549958 PO#1000175809 | 47.041 | Engineering Grants | 3,713 | - |
| National Science Foundation | Pass-Through | University of Massachusetts | 11-006642 G 00 | 47.041 | Engineering Grants | 34,532 | - |
| National Science Foundation | Pass-Through | University of Minnesota | A0005262101 | 47.041 | Engineering Grants | 40,265 | - |
| National Science Foundation | Pass-Through | Vanderbilt University | 2699-18092 | 47.041 | Engineering Grants | 100,557 | - |
| National Science Foundation | Pass-Through | Virginia Commonwealth University | PT106594-SC103006 | 47.041 | Engineering Grants | 79,781 | - |
| | | | | | | \$ 18,418,465 | \$ 477,806 |
| National Science Foundation | Direct | | 1452392 | 47.049 | Mathematical and Physical Sciences | 40,378 | - |
| National Science Foundation | Direct | | 1452636 | 47.049 | Mathematical and Physical Sciences | 76,597 | - |
| National Science Foundation | Direct | | 1453893 | 47.049 | Mathematical and Physical Sciences | 4,300 | - |
| National Science Foundation | Direct | | 1454010 | 47.049 | Mathematical and Physical Sciences | 34,121 | - |
| National Science Foundation | Direct | | 1460331 | 47.049 | Mathematical and Physical Sciences | 176,284 | - |
| National Science Foundation | Direct | | 1460990 | 47.049 | Mathematical and Physical Sciences | 58,687 | - |
| National Science Foundation | Direct | | 1462368 | 47.049 | Mathematical and Physical Sciences | 62,309 | - |
| National Science Foundation | Direct | | 1464477 | 47.049 | Mathematical and Physical Sciences | 156,953 | - |
| National Science Foundation | Direct | | 1464514 | 47.049 | Mathematical and Physical Sciences | 129,507 | - |
| National Science Foundation | Direct | | 1464584 | 47.049 | Mathematical and Physical Sciences | 146,919 | - |
| National Science Foundation | Direct | | 1464693 | 47.049 | Mathematical and Physical Sciences | 103,415 | - |
| National Science Foundation | Direct | | 1464696 | 47.049 | Mathematical and Physical Sciences | 154,449 | - |
| National Science Foundation | Direct | | 1500126 | 47.049 | Mathematical and Physical Sciences | 16,128 | - |
| National Science Foundation | Direct | | 1500142 | 47.049 | Mathematical and Physical Sciences | 63,200 | - |

University of Michigan
Schedule of Expenditures of Federal Awards
For the Year Ended June 30, 2016

| Cluster Title/Federal Grantor/Program | Type | Pass-Through Grantor | Award Identifier | CFDA Number | CFDA Program Title | Federal Expenditures | Subrecipient |
|---------------------------------------|--------|----------------------|--------------------------------|-------------|------------------------------------|----------------------|--------------|
| National Science Foundation | Direct | | 1500710 | 47.049 | Mathematical and Physical Sciences | 2,241 | - |
| National Science Foundation | Direct | | 1501461 | 47.049 | Mathematical and Physical Sciences | 53,696 | - |
| National Science Foundation | Direct | | 1501625 | 47.049 | Mathematical and Physical Sciences | 68,462 | - |
| National Science Foundation | Direct | | 1505201 | 47.049 | Mathematical and Physical Sciences | 4,500 | - |
| National Science Foundation | Direct | | 1505385 | 47.049 | Mathematical and Physical Sciences | 34,594 | - |
| National Science Foundation | Direct | | 1505458 | 47.049 | Mathematical and Physical Sciences | 225,647 | - |
| National Science Foundation | Direct | | 1505635 | 47.049 | Mathematical and Physical Sciences | 108,025 | - |
| National Science Foundation | Direct | | 1505932 | 47.049 | Mathematical and Physical Sciences | 315,009 | - |
| National Science Foundation | Direct | | 1506021 | 47.049 | Mathematical and Physical Sciences | 109,816 | - |
| National Science Foundation | Direct | | 1506093 | 47.049 | Mathematical and Physical Sciences | 98,260 | - |
| National Science Foundation | Direct | | 1506117 | 47.049 | Mathematical and Physical Sciences | 82,507 | 15,000 |
| National Science Foundation | Direct | | 1506273 | 47.049 | Mathematical and Physical Sciences | 216,134 | - |
| National Science Foundation | Direct | | 1506540 | 47.049 | Mathematical and Physical Sciences | 17,134 | - |
| National Science Foundation | Direct | | 1506543 | 47.049 | Mathematical and Physical Sciences | (47) | - |
| National Science Foundation | Direct | | 1507033 | 47.049 | Mathematical and Physical Sciences | 257,266 | 122,024 |
| National Science Foundation | Direct | | 1508492 | 47.049 | Mathematical and Physical Sciences | 134,174 | 24,542 |
| National Science Foundation | Direct | | 1510429 | 47.049 | Mathematical and Physical Sciences | 22,265 | - |
| National Science Foundation | Direct | | 1512982 | 47.049 | Mathematical and Physical Sciences | 8,778 | - |
| National Science Foundation | Direct | | 1513040 | 47.049 | Mathematical and Physical Sciences | 17,569 | - |
| National Science Foundation | Direct | | 1513054 | 47.049 | Mathematical and Physical Sciences | 104,515 | - |
| National Science Foundation | Direct | | 1513379 | 47.049 | Mathematical and Physical Sciences | 94,587 | - |
| National Science Foundation | Direct | | 1513595 | 47.049 | Mathematical and Physical Sciences | 21,863 | - |
| National Science Foundation | Direct | | 1514670 | 47.049 | Mathematical and Physical Sciences | 16,327 | - |
| National Science Foundation | Direct | | 1514838 | 47.049 | Mathematical and Physical Sciences | 20,288 | - |
| National Science Foundation | Direct | | 1515001 | 47.049 | Mathematical and Physical Sciences | 86,598 | - |
| National Science Foundation | Direct | | 1515161 | 47.049 | Mathematical and Physical Sciences | 42,787 | - |
| National Science Foundation | Direct | | 1516075 | 47.049 | Mathematical and Physical Sciences | 2,549 | - |
| National Science Foundation | Direct | | 1519117 | 47.049 | Mathematical and Physical Sciences | 116,201 | - |
| National Science Foundation | Direct | | 1521158 | 47.049 | Mathematical and Physical Sciences | 44,787 | - |
| National Science Foundation | Direct | | 1521551 | 47.049 | Mathematical and Physical Sciences | 108,336 | - |
| National Science Foundation | Direct | | 1534213 | 47.049 | Mathematical and Physical Sciences | 29,037 | - |
| National Science Foundation | Direct | | 1534221 | 47.049 | Mathematical and Physical Sciences | 125,984 | - |
| National Science Foundation | Direct | | 1535628 | 47.049 | Mathematical and Physical Sciences | 47,962 | - |
| National Science Foundation | Direct | | 1539709 | 47.049 | Mathematical and Physical Sciences | 75,946 | - |
| National Science Foundation | Direct | | 1541233 | 47.049 | Mathematical and Physical Sciences | 12,044 | - |
| National Science Foundation | Direct | | 1542007 | 47.049 | Mathematical and Physical Sciences | 50,601 | - |
| National Science Foundation | Direct | | 1542123 | 47.049 | Mathematical and Physical Sciences | 11,887 | - |
| National Science Foundation | Direct | | 1550842 | 47.049 | Mathematical and Physical Sciences | 95,861 | - |
| National Science Foundation | Direct | | 1551696 | 47.049 | Mathematical and Physical Sciences | 27,550 | - |
| National Science Foundation | Direct | | 1561533 | 47.049 | Mathematical and Physical Sciences | 29,210 | - |
| National Science Foundation | Direct | | 1600138 | 47.049 | Mathematical and Physical Sciences | 51,189 | - |
| National Science Foundation | Direct | | 1609051 | 47.049 | Mathematical and Physical Sciences | 19,136 | - |
| National Science Foundation | Direct | | 1622768 | 47.049 | Mathematical and Physical Sciences | 82,493 | - |
| National Science Foundation | Direct | | 1634544 | 47.049 | Mathematical and Physical Sciences | 891 | - |
| National Science Foundation | Direct | | A New Flavin Redox State in En | 47.049 | Mathematical and Physical Sciences | 172,128 | - |
| National Science Foundation | Direct | | AST 0907758 | 47.049 | Mathematical and Physical Sciences | (221) | - |
| National Science Foundation | Direct | | AST 1008342 | 47.049 | Mathematical and Physical Sciences | 7,186 | - |
| National Science Foundation | Direct | | AST 1008454 | 47.049 | Mathematical and Physical Sciences | (601) | - |
| National Science Foundation | Direct | | AST 1008800 | 47.049 | Mathematical and Physical Sciences | 10,318 | - |
| National Science Foundation | Direct | | AST 1108963 | 47.049 | Mathematical and Physical Sciences | 119,057 | - |
| National Science Foundation | Direct | | AST 1210285 | 47.049 | Mathematical and Physical Sciences | 30,280 | - |
| National Science Foundation | Direct | | AST 1210973 | 47.049 | Mathematical and Physical Sciences | 19,537 | - |
| National Science Foundation | Direct | | AST 1210974 | 47.049 | Mathematical and Physical Sciences | 100,108 | - |
| National Science Foundation | Direct | | AST 1311698 | 47.049 | Mathematical and Physical Sciences | 128,966 | - |
| National Science Foundation | Direct | | AST 1311820 | 47.049 | Mathematical and Physical Sciences | 95,336 | - |
| National Science Foundation | Direct | | AST 1312997 | 47.049 | Mathematical and Physical Sciences | 64,486 | - |
| National Science Foundation | Direct | | AST 1344133 | 47.049 | Mathematical and Physical Sciences | 246,005 | 90,312 |
| National Science Foundation | Direct | | AST 1412144 | 47.049 | Mathematical and Physical Sciences | 17,614 | - |
| National Science Foundation | Direct | | AST 1412730 | 47.049 | Mathematical and Physical Sciences | 93,353 | - |
| National Science Foundation | Direct | | AST1411154 | 47.049 | Mathematical and Physical Sciences | 35,256 | - |
| National Science Foundation | Direct | | AST-1514835 | 47.049 | Mathematical and Physical Sciences | 68,876 | - |
| National Science Foundation | Direct | | CHE 0954610 | 47.049 | Mathematical and Physical Sciences | 1,719 | - |
| National Science Foundation | Direct | | CHE 1111000 | 47.049 | Mathematical and Physical Sciences | (423) | - |
| National Science Foundation | Direct | | CHE 1111218 | 47.049 | Mathematical and Physical Sciences | 4,016 | - |
| National Science Foundation | Direct | | CHE 1111495 | 47.049 | Mathematical and Physical Sciences | (15,816) | - |
| National Science Foundation | Direct | | CHE 1111770 | 47.049 | Mathematical and Physical Sciences | 21,071 | - |
| National Science Foundation | Direct | | CHE 1124724 | 47.049 | Mathematical and Physical Sciences | 164,091 | - |
| National Science Foundation | Direct | | CHE 1150660 | 47.049 | Mathematical and Physical Sciences | 52,620 | - |
| National Science Foundation | Direct | | CHE 1152055 | 47.049 | Mathematical and Physical Sciences | 28,169 | - |
| National Science Foundation | Direct | | CHE 1152531 | 47.049 | Mathematical and Physical Sciences | (21) | - |
| National Science Foundation | Direct | | CHE 1213484 | 47.049 | Mathematical and Physical Sciences | 5,211 | 5,038 |
| National Science Foundation | Direct | | CHE 1213620 | 47.049 | Mathematical and Physical Sciences | (19,691) | - |
| National Science Foundation | Direct | | CHE 1220121 | 47.049 | Mathematical and Physical Sciences | 12,104 | - |
| National Science Foundation | Direct | | CHE 1230236 | 47.049 | Mathematical and Physical Sciences | 367,087 | 116,466 |
| National Science Foundation | Direct | | CHE 1252322 | 47.049 | Mathematical and Physical Sciences | 67,351 | - |
| National Science Foundation | Direct | | CHE 1253384 | 47.049 | Mathematical and Physical Sciences | 89,988 | - |
| National Science Foundation | Direct | | CHE 1265491 | 47.049 | Mathematical and Physical Sciences | 53,897 | - |
| National Science Foundation | Direct | | CHE 1300239 | 47.049 | Mathematical and Physical Sciences | 111,121 | - |

University of Michigan
Schedule of Expenditures of Federal Awards
For the Year Ended June 30, 2016

| Cluster Title/Federal Grantor/Program | Type | Pass-Through Grantor | Award Identifier | CFDA Number | CFDA Program Title | Federal Expenditures | Subrecipient |
|---------------------------------------|--------|----------------------|------------------|-------------|------------------------------------|----------------------|--------------|
| National Science Foundation | Direct | | CHE 1305777 | 47.049 | Mathematical and Physical Sciences | 162,130 | 40,345 |
| National Science Foundation | Direct | | CHE 1350060 | 47.049 | Mathematical and Physical Sciences | 131,758 | - |
| National Science Foundation | Direct | | CHE 1350877 | 47.049 | Mathematical and Physical Sciences | 91,612 | - |
| National Science Foundation | Direct | | CHE 1361542 | 47.049 | Mathematical and Physical Sciences | 157,431 | - |
| National Science Foundation | Direct | | CHE 1361779 | 47.049 | Mathematical and Physical Sciences | 184,937 | - |
| National Science Foundation | Direct | | CHE 1362120 | 47.049 | Mathematical and Physical Sciences | 95,210 | - |
| National Science Foundation | Direct | | CHE 1412759 | 47.049 | Mathematical and Physical Sciences | 112,532 | - |
| National Science Foundation | Direct | | CHE 1428479 | 47.049 | Mathematical and Physical Sciences | 1,195,305 | - |
| National Science Foundation | Direct | | CHE 1440118 | 47.049 | Mathematical and Physical Sciences | 83,102 | - |
| National Science Foundation | Direct | | CHE-1149670 | 47.049 | Mathematical and Physical Sciences | 67,978 | - |
| National Science Foundation | Direct | | CHE-1453894 | 47.049 | Mathematical and Physical Sciences | 48,590 | - |
| National Science Foundation | Direct | | CHE-1551994 | 47.049 | Mathematical and Physical Sciences | 58 | - |
| National Science Foundation | Direct | | CHE-1565837 | 47.049 | Mathematical and Physical Sciences | 30,386 | - |
| National Science Foundation | Direct | | CHE-1607949 | 47.049 | Mathematical and Physical Sciences | 277 | - |
| National Science Foundation | Direct | | DMR 0906909 | 47.049 | Mathematical and Physical Sciences | 1,038 | - |
| National Science Foundation | Direct | | DMR 1006154 | 47.049 | Mathematical and Physical Sciences | 13,515 | - |
| National Science Foundation | Direct | | DMR 1006500 | 47.049 | Mathematical and Physical Sciences | (4,296) | - |
| National Science Foundation | Direct | | DMR 1006835 | 47.049 | Mathematical and Physical Sciences | (5,623) | - |
| National Science Foundation | Direct | | DMR 1054303 | 47.049 | Mathematical and Physical Sciences | 103,060 | - |
| National Science Foundation | Direct | | DMR 1056456 | 47.049 | Mathematical and Physical Sciences | 124,428 | - |
| National Science Foundation | Direct | | DMR 1105361 | 47.049 | Mathematical and Physical Sciences | 37,827 | - |
| National Science Foundation | Direct | | DMR 1105409 | 47.049 | Mathematical and Physical Sciences | 43,084 | 19,226 |
| National Science Foundation | Direct | | DMR 1106058 | 47.049 | Mathematical and Physical Sciences | 108,727 | - |
| National Science Foundation | Direct | | DMR 1120187 | 47.049 | Mathematical and Physical Sciences | 223,656 | - |
| National Science Foundation | Direct | | DMR 1120923 | 47.049 | Mathematical and Physical Sciences | 2,308,688 | 536,547 |
| National Science Foundation | Direct | | DMR 1150593 | 47.049 | Mathematical and Physical Sciences | 177,734 | - |
| National Science Foundation | Direct | | DMR 1254314 | 47.049 | Mathematical and Physical Sciences | 97,743 | - |
| National Science Foundation | Direct | | DMR 1305749 | 47.049 | Mathematical and Physical Sciences | 216,509 | - |
| National Science Foundation | Direct | | DMR 1306815 | 47.049 | Mathematical and Physical Sciences | 69,091 | - |
| National Science Foundation | Direct | | DMR 1307884 | 47.049 | Mathematical and Physical Sciences | 117,878 | - |
| National Science Foundation | Direct | | DMR 1352157 | 47.049 | Mathematical and Physical Sciences | 76,997 | - |
| National Science Foundation | Direct | | DMR 1403335 | 47.049 | Mathematical and Physical Sciences | 64,635 | - |
| National Science Foundation | Direct | | DMR 1408817 | 47.049 | Mathematical and Physical Sciences | 84,195 | - |
| National Science Foundation | Direct | | DMR 1409529 | 47.049 | Mathematical and Physical Sciences | 143,355 | - |
| National Science Foundation | Direct | | DMR 1409620 | 47.049 | Mathematical and Physical Sciences | 185,951 | - |
| National Science Foundation | Direct | | DMR 1410282 | 47.049 | Mathematical and Physical Sciences | 180,669 | - |
| National Science Foundation | Direct | | DMR 1410461 | 47.049 | Mathematical and Physical Sciences | 52,164 | - |
| National Science Foundation | Direct | | DMR 1411014 | 47.049 | Mathematical and Physical Sciences | 208,606 | - |
| National Science Foundation | Direct | | DMR 1411064 | 47.049 | Mathematical and Physical Sciences | 156,599 | - |
| National Science Foundation | Direct | | DMR 1428226 | 47.049 | Mathematical and Physical Sciences | 203,418 | - |
| National Science Foundation | Direct | | DMR-1206575 | 47.049 | Mathematical and Physical Sciences | 22,413 | - |
| National Science Foundation | Direct | | DMR-1253347 | 47.049 | Mathematical and Physical Sciences | 98,244 | - |
| National Science Foundation | Direct | | DMR-1435965 | 47.049 | Mathematical and Physical Sciences | 273,297 | - |
| National Science Foundation | Direct | | DMR-1561008 | 47.049 | Mathematical and Physical Sciences | 28,100 | - |
| National Science Foundation | Direct | | DMS 0943832 | 47.049 | Mathematical and Physical Sciences | 299,102 | - |
| National Science Foundation | Direct | | DMS 0955463 | 47.049 | Mathematical and Physical Sciences | 140,067 | - |
| National Science Foundation | Direct | | DMS 1001740 | 47.049 | Mathematical and Physical Sciences | (2) | - |
| National Science Foundation | Direct | | DMS 1001764 | 47.049 | Mathematical and Physical Sciences | 2,807 | - |
| National Science Foundation | Direct | | DMS 1006294 | 47.049 | Mathematical and Physical Sciences | 30,326 | - |
| National Science Foundation | Direct | | DMS 1045119 | 47.049 | Mathematical and Physical Sciences | 440,675 | - |
| National Science Foundation | Direct | | DMS 1054115 | 47.049 | Mathematical and Physical Sciences | 106,461 | - |
| National Science Foundation | Direct | | DMS 1068190 | 47.049 | Mathematical and Physical Sciences | (24) | - |
| National Science Foundation | Direct | | DMS 1101152 | 47.049 | Mathematical and Physical Sciences | 2,089 | - |
| National Science Foundation | Direct | | DMS 1101373 | 47.049 | Mathematical and Physical Sciences | (14) | - |
| National Science Foundation | Direct | | DMS 1101434 | 47.049 | Mathematical and Physical Sciences | 42,265 | - |
| National Science Foundation | Direct | | DMS 1103368 | 47.049 | Mathematical and Physical Sciences | (8) | - |
| National Science Foundation | Direct | | DMS 1104696 | 47.049 | Mathematical and Physical Sciences | (10) | - |
| National Science Foundation | Direct | | DMS 1105189 | 47.049 | Mathematical and Physical Sciences | 5,855 | - |
| National Science Foundation | Direct | | DMS 1105586 | 47.049 | Mathematical and Physical Sciences | 45,041 | - |
| National Science Foundation | Direct | | DMS 1106772 | 47.049 | Mathematical and Physical Sciences | (1,205) | - |
| National Science Foundation | Direct | | DMS 1107796 | 47.049 | Mathematical and Physical Sciences | 15,969 | - |
| National Science Foundation | Direct | | DMS 1108969 | 47.049 | Mathematical and Physical Sciences | 10,740 | - |
| National Science Foundation | Direct | | DMS 1115252 | 47.049 | Mathematical and Physical Sciences | (1,026) | - |
| National Science Foundation | Direct | | DMS 1118673 | 47.049 | Mathematical and Physical Sciences | (381) | - |
| National Science Foundation | Direct | | DMS 1159005 | 47.049 | Mathematical and Physical Sciences | 68,367 | - |
| National Science Foundation | Direct | | DMS 1159265 | 47.049 | Mathematical and Physical Sciences | 7,821 | - |
| National Science Foundation | Direct | | DMS 1160720 | 47.049 | Mathematical and Physical Sciences | 115,136 | - |
| National Science Foundation | Direct | | DMS 1160726 | 47.049 | Mathematical and Physical Sciences | 9,216 | - |
| National Science Foundation | Direct | | DMS 1161372 | 47.049 | Mathematical and Physical Sciences | 55,150 | - |
| National Science Foundation | Direct | | DMS 1161735 | 47.049 | Mathematical and Physical Sciences | 13,784 | - |
| National Science Foundation | Direct | | DMS 1162181 | 47.049 | Mathematical and Physical Sciences | 119,213 | - |
| National Science Foundation | Direct | | DMS 1206131 | 47.049 | Mathematical and Physical Sciences | 655 | - |
| National Science Foundation | Direct | | DMS 1207693 | 47.049 | Mathematical and Physical Sciences | 32,068 | - |
| National Science Foundation | Direct | | DMS 1224656 | 47.049 | Mathematical and Physical Sciences | (3) | - |
| National Science Foundation | Direct | | DMS 1228164 | 47.049 | Mathematical and Physical Sciences | 116,125 | - |
| National Science Foundation | Direct | | DMS 1253149 | 47.049 | Mathematical and Physical Sciences | 54,040 | - |
| National Science Foundation | Direct | | DMS 1265256 | 47.049 | Mathematical and Physical Sciences | 103,483 | - |
| National Science Foundation | Direct | | DMS 1265782 | 47.049 | Mathematical and Physical Sciences | 40,307 | - |

University of Michigan
Schedule of Expenditures of Federal Awards
For the Year Ended June 30, 2016

| Cluster Title/Federal Grantor/Program | Type | Pass-Through Grantor | Award Identifier | CFDA Number | CFDA Program Title | Federal Expenditures | Subrecipient |
|---------------------------------------|--------------|--|--------------------------------|-------------|------------------------------------|----------------------|--------------|
| National Science Foundation | Direct | | DMS 1266207 | 47.049 | Mathematical and Physical Sciences | 124,264 | - |
| National Science Foundation | Direct | | DMS 1302032 | 47.049 | Mathematical and Physical Sciences | 91,571 | - |
| National Science Foundation | Direct | | DMS 1302162 | 47.049 | Mathematical and Physical Sciences | 44,491 | - |
| National Science Foundation | Direct | | DMS 1303082 | 47.049 | Mathematical and Physical Sciences | 24,820 | - |
| National Science Foundation | Direct | | DMS 1306992 | 47.049 | Mathematical and Physical Sciences | 83,424 | - |
| National Science Foundation | Direct | | DMS 1307164 | 47.049 | Mathematical and Physical Sciences | 61,018 | - |
| National Science Foundation | Direct | | DMS 1307566 | 47.049 | Mathematical and Physical Sciences | 52,517 | - |
| National Science Foundation | Direct | | DMS 1308919 | 47.049 | Mathematical and Physical Sciences | 33,798 | - |
| National Science Foundation | Direct | | DMS 1316731 | 47.049 | Mathematical and Physical Sciences | 65,886 | - |
| National Science Foundation | Direct | | DMS 1317730 | 47.049 | Mathematical and Physical Sciences | 71,556 | - |
| National Science Foundation | Direct | | DMS 1329726 | 47.049 | Mathematical and Physical Sciences | (4,819) | - |
| National Science Foundation | Direct | | DMS 1351362 | 47.049 | Mathematical and Physical Sciences | 50,701 | - |
| National Science Foundation | Direct | | DMS 1361541 | 47.049 | Mathematical and Physical Sciences | 66,722 | - |
| National Science Foundation | Direct | | DMS 1361782 | 47.049 | Mathematical and Physical Sciences | 94,914 | - |
| National Science Foundation | Direct | | DMS 1361838 | 47.049 | Mathematical and Physical Sciences | 25,660 | - |
| National Science Foundation | Direct | | DMS 1401224 | 47.049 | Mathematical and Physical Sciences | 93,984 | - |
| National Science Foundation | Direct | | DMS 1401227 | 47.049 | Mathematical and Physical Sciences | 58,551 | - |
| National Science Foundation | Direct | | DMS 1401384 | 47.049 | Mathematical and Physical Sciences | 77,889 | - |
| National Science Foundation | Direct | | DMS 1405245 | 47.049 | Mathematical and Physical Sciences | 122,852 | - |
| National Science Foundation | Direct | | DMS 1406066 | 47.049 | Mathematical and Physical Sciences | 37,014 | - |
| National Science Foundation | Direct | | DMS 1406712 | 47.049 | Mathematical and Physical Sciences | 62,658 | - |
| National Science Foundation | Direct | | DMS 1407142 | 47.049 | Mathematical and Physical Sciences | 89,252 | - |
| National Science Foundation | Direct | | DMS 1407207 | 47.049 | Mathematical and Physical Sciences | 131,655 | - |
| National Science Foundation | Direct | | DMS 1407698 | 47.049 | Mathematical and Physical Sciences | 43,753 | - |
| National Science Foundation | Direct | | DMS 1411824 | 47.049 | Mathematical and Physical Sciences | 43,130 | - |
| National Science Foundation | Direct | | DMS 1417053 | 47.049 | Mathematical and Physical Sciences | 59,681 | - |
| National Science Foundation | Direct | | DMS 1418966 | 47.049 | Mathematical and Physical Sciences | 1,571 | - |
| National Science Foundation | Direct | | DMS 1422335 | 47.049 | Mathematical and Physical Sciences | 61,977 | - |
| National Science Foundation | Direct | | DMS 1500141 | 47.049 | Mathematical and Physical Sciences | 19,977 | - |
| National Science Foundation | Direct | | DMS 1500184 | 47.049 | Mathematical and Physical Sciences | 36,852 | - |
| National Science Foundation | Direct | | DMS-1208939 | 47.049 | Mathematical and Physical Sciences | (214) | - |
| National Science Foundation | Direct | | DMS-1224844 | 47.049 | Mathematical and Physical Sciences | (3,993) | - |
| National Science Foundation | Direct | | DMS1308890 | 47.049 | Mathematical and Physical Sciences | 50,082 | - |
| National Science Foundation | Direct | | DMS-1361789 | 47.049 | Mathematical and Physical Sciences | 120,074 | - |
| National Science Foundation | Direct | | DMS-1361791 | 47.049 | Mathematical and Physical Sciences | 108,763 | - |
| National Science Foundation | Direct | | DMS-1401380 | 47.049 | Mathematical and Physical Sciences | 52,535 | - |
| National Science Foundation | Direct | | DMS-1412119 | 47.049 | Mathematical and Physical Sciences | 60,811 | - |
| National Science Foundation | Direct | | DMS-1418964 | 47.049 | Mathematical and Physical Sciences | 134,716 | - |
| National Science Foundation | Direct | | DMS-1500750 | 47.049 | Mathematical and Physical Sciences | 45,258 | - |
| National Science Foundation | Direct | | DMS1522828 | 47.049 | Mathematical and Physical Sciences | 7,208 | - |
| National Science Foundation | Direct | | DMS-1564362 | 47.049 | Mathematical and Physical Sciences | 28,551 | - |
| National Science Foundation | Direct | | DMS-1600220 | 47.049 | Mathematical and Physical Sciences | 25,936 | - |
| National Science Foundation | Direct | | DMX 1115277 | 47.049 | Mathematical and Physical Sciences | 24,614 | - |
| National Science Foundation | Direct | | PHY 0953232 | 47.049 | Mathematical and Physical Sciences | 120,707 | - |
| National Science Foundation | Direct | | PHY 1054164 | 47.049 | Mathematical and Physical Sciences | 97,144 | - |
| National Science Foundation | Direct | | PHY 1058034 | 47.049 | Mathematical and Physical Sciences | 2,421 | - |
| National Science Foundation | Direct | | PHY 1062024 | 47.049 | Mathematical and Physical Sciences | 3,289 | - |
| National Science Foundation | Direct | | PHY 1104446 | 47.049 | Mathematical and Physical Sciences | (1,411) | - |
| National Science Foundation | Direct | | PHY 1204942 | 47.049 | Mathematical and Physical Sciences | 16,831 | - |
| National Science Foundation | Direct | | PHY 1205173 | 47.049 | Mathematical and Physical Sciences | 28,738 | - |
| National Science Foundation | Direct | | PHY 1205219 | 47.049 | Mathematical and Physical Sciences | 201,630 | - |
| National Science Foundation | Direct | | PHY 1205254 | 47.049 | Mathematical and Physical Sciences | 74,413 | - |
| National Science Foundation | Direct | | PHY 1205393 | 47.049 | Mathematical and Physical Sciences | 97,232 | - |
| National Science Foundation | Direct | | PHY 1205559 | 47.049 | Mathematical and Physical Sciences | 134,623 | - |
| National Science Foundation | Direct | | PHY 1262543 | 47.049 | Mathematical and Physical Sciences | 55,711 | - |
| National Science Foundation | Direct | | PHY 1262920 | 47.049 | Mathematical and Physical Sciences | 65,424 | - |
| National Science Foundation | Direct | | PHY 1305450 | 47.049 | Mathematical and Physical Sciences | 141,963 | - |
| National Science Foundation | Direct | | PHY 1358944 | 47.049 | Mathematical and Physical Sciences | 249,217 | - |
| National Science Foundation | Direct | | PHY 1360546 | 47.049 | Mathematical and Physical Sciences | 195,374 | - |
| National Science Foundation | Direct | | PHY 1401242 | 47.049 | Mathematical and Physical Sciences | 67,365 | - |
| National Science Foundation | Direct | | PHY 1402971 | 47.049 | Mathematical and Physical Sciences | 39,765 | - |
| National Science Foundation | Direct | | PHY 1413821 | 47.049 | Mathematical and Physical Sciences | 125,004 | - |
| National Science Foundation | Direct | | PHY 1559988 | 47.049 | Mathematical and Physical Sciences | 27,687 | - |
| National Science Foundation | Pass-Through | Columbia University | 7 (GG006141) | 47.049 | Mathematical and Physical Sciences | 432,419 | - |
| National Science Foundation | Pass-Through | Columbia University | 8 (GG006141) | 47.049 | Mathematical and Physical Sciences | 666,337 | 275,392 |
| National Science Foundation | Pass-Through | Emory University | T439661 | 47.049 | Mathematical and Physical Sciences | 235,115 | - |
| National Science Foundation | Pass-Through | Georgia State University | SP00010644-02 | 47.049 | Mathematical and Physical Sciences | 3,245 | - |
| National Science Foundation | Pass-Through | Georgia State University | SP00011284-01 | 47.049 | Mathematical and Physical Sciences | 14,135 | - |
| National Science Foundation | Pass-Through | Mathematical Association of America | Memorandum of Understanding | 47.049 | Mathematical and Physical Sciences | 7,000 | - |
| National Science Foundation | Pass-Through | Mathematical Association of America | Memorandum of Understanding | 47.049 | Mathematical and Physical Sciences | 24,533 | - |
| National Science Foundation | Pass-Through | Norfolk State University (NSU) | F1040044 | 47.049 | Mathematical and Physical Sciences | 62,004 | - |
| National Science Foundation | Pass-Through | Northwestern University | SP0024290-PROJ0009185/00933AST | 47.049 | Mathematical and Physical Sciences | 5,342 | - |
| National Science Foundation | Pass-Through | Northwestern University | SP0032553-PROJ0008695 | 47.049 | Mathematical and Physical Sciences | 20,062 | - |
| National Science Foundation | Pass-Through | Pennsylvania State University | 3743-UM-NSF-0404 | 47.049 | Mathematical and Physical Sciences | 7,467 | - |
| National Science Foundation | Pass-Through | Princeton University | SUB0000031 | 47.049 | Mathematical and Physical Sciences | 93,999 | - |
| National Science Foundation | Pass-Through | University of California - Santa Barbara | KK1516 | 47.049 | Mathematical and Physical Sciences | 136,088 | - |
| National Science Foundation | Pass-Through | University of Toledo | F-2015-102 | 47.049 | Mathematical and Physical Sciences | 15,551 | - |
| National Science Foundation | Pass-Through | University of Washington | UWSC6733 | 47.049 | Mathematical and Physical Sciences | 480,433 | - |

University of Michigan
Schedule of Expenditures of Federal Awards
For the Year Ended June 30, 2016

| Cluster Title/Federal Grantor/Program | Type | Pass-Through Grantor | Award Identifier | CFDA Number | CFDA Program Title | Federal Expenditures | Subrecipient |
|---------------------------------------|--------------|-------------------------|------------------|-------------|------------------------------------|----------------------|--------------|
| National Science Foundation | Pass-Through | University of Wisconsin | 420K976 | 47.049 | Mathematical and Physical Sciences | 103,430 | - |
| | | | | | | \$ 22,647,126 | \$ 1,244,892 |
| National Science Foundation | Direct | | 1408789 | 47.050 | Geosciences | 162,033 | 119,008 |
| National Science Foundation | Direct | | 1415543 | 47.050 | Geosciences | 224 | - |
| National Science Foundation | Direct | | 1450512 | 47.050 | Geosciences | 85,846 | 36,974 |
| National Science Foundation | Direct | | 1451372 | 47.050 | Geosciences | 40,315 | - |
| National Science Foundation | Direct | | 1460170 | 47.050 | Geosciences | 58,339 | - |
| National Science Foundation | Direct | | 1501292 | 47.050 | Geosciences | 128,821 | - |
| National Science Foundation | Direct | | 1503917 | 47.050 | Geosciences | 2,556 | - |
| National Science Foundation | Direct | | 1524304 | 47.050 | Geosciences | 30,651 | - |
| National Science Foundation | Direct | | 1524473 | 47.050 | Geosciences | 124,727 | - |
| National Science Foundation | Direct | | 1526444 | 47.050 | Geosciences | 131,431 | - |
| National Science Foundation | Direct | | 1528576 | 47.050 | Geosciences | 25,517 | - |
| National Science Foundation | Direct | | 1536242 | 47.050 | Geosciences | 48,982 | - |
| National Science Foundation | Direct | | 1540589 | 47.050 | Geosciences | 10,178 | - |
| National Science Foundation | Direct | | 1540954 | 47.050 | Geosciences | 60,943 | - |
| National Science Foundation | Direct | | 1546631 | 47.050 | Geosciences | 37,082 | - |
| National Science Foundation | Direct | | AGS 0946739 | 47.050 | Geosciences | 20,746 | - |
| National Science Foundation | Direct | | AGS 0952650 | 47.050 | Geosciences | 156,442 | - |
| National Science Foundation | Direct | | AGS 1042815 | 47.050 | Geosciences | 9,781 | - |
| National Science Foundation | Direct | | AGS 1111476 | 47.050 | Geosciences | 1,547 | - |
| National Science Foundation | Direct | | AGS 1138938 | 47.050 | Geosciences | 56,906 | - |
| National Science Foundation | Direct | | AGS 1154443 | 47.050 | Geosciences | 116 | - |
| National Science Foundation | Direct | | AGS 1202673 | 47.050 | Geosciences | 67,226 | - |
| National Science Foundation | Direct | | AGS 1202984 | 47.050 | Geosciences | 33,492 | - |
| National Science Foundation | Direct | | AGS 1203232 | 47.050 | Geosciences | 86,579 | - |
| National Science Foundation | Direct | | AGS 1242203 | 47.050 | Geosciences | 132,928 | 44,549 |
| National Science Foundation | Direct | | AGS 1242787 | 47.050 | Geosciences | 37,897 | - |
| National Science Foundation | Direct | | AGS 1242839 | 47.050 | Geosciences | 94,720 | - |
| National Science Foundation | Direct | | AGS 1255704 | 47.050 | Geosciences | 29,051 | - |
| National Science Foundation | Direct | | AGS 1257519 | 47.050 | Geosciences | 49,119 | - |
| National Science Foundation | Direct | | AGS 1262634 | 47.050 | Geosciences | 114,618 | - |
| National Science Foundation | Direct | | AGS 1265651 | 47.050 | Geosciences | 5,741 | - |
| National Science Foundation | Direct | | AGS 1322543 | 47.050 | Geosciences | 416,403 | - |
| National Science Foundation | Direct | | AGS 1342968 | 47.050 | Geosciences | 23,078 | - |
| National Science Foundation | Direct | | AGS 1344835 | 47.050 | Geosciences | 47,143 | - |
| National Science Foundation | Direct | | AGS 1358268 | 47.050 | Geosciences | 107,460 | - |
| National Science Foundation | Direct | | AGS-1231842 | 47.050 | Geosciences | 156,638 | - |
| National Science Foundation | Direct | | EAR 0907817 | 47.050 | Geosciences | (5,140) | - |
| National Science Foundation | Direct | | EAR 1019420 | 47.050 | Geosciences | (258) | - |
| National Science Foundation | Direct | | EAR 1019440 | 47.050 | Geosciences | (26,935) | - |
| National Science Foundation | Direct | | EAR 1118704 | 47.050 | Geosciences | (20,158) | - |
| National Science Foundation | Direct | | EAR 1123733 | 47.050 | Geosciences | 1,193 | - |
| National Science Foundation | Direct | | EAR 1151247 | 47.050 | Geosciences | 48,867 | - |
| National Science Foundation | Direct | | EAR 1151443 | 47.050 | Geosciences | 76,077 | - |
| National Science Foundation | Direct | | EAR 1211434 | 47.050 | Geosciences | 248,620 | - |
| National Science Foundation | Direct | | EAR 1223976 | 47.050 | Geosciences | (236) | - |
| National Science Foundation | Direct | | EAR 1225630 | 47.050 | Geosciences | 6,129 | 7,500 |
| National Science Foundation | Direct | | EAR 1245263 | 47.050 | Geosciences | 44,756 | - |
| National Science Foundation | Direct | | EAR 1246700 | 47.050 | Geosciences | 74,461 | - |
| National Science Foundation | Direct | | EAR 1249788 | 47.050 | Geosciences | 19,765 | - |
| National Science Foundation | Direct | | EAR 1250239 | 47.050 | Geosciences | 35,354 | - |
| National Science Foundation | Direct | | EAR 1250368 | 47.050 | Geosciences | 82,918 | - |
| National Science Foundation | Direct | | EAR 1264560 | 47.050 | Geosciences | 158,017 | 42,011 |
| National Science Foundation | Direct | | EAR 1337440 | 47.050 | Geosciences | 17,560 | - |
| National Science Foundation | Direct | | EAR 1338200 | 47.050 | Geosciences | 22,121 | - |
| National Science Foundation | Direct | | EAR 1344357 | 47.050 | Geosciences | 155,893 | - |
| National Science Foundation | Direct | | EAR 1416695 | 47.050 | Geosciences | 118,617 | - |
| National Science Foundation | Direct | | EAR 1422473 | 47.050 | Geosciences | 10,760 | - |
| National Science Foundation | Direct | | EAR 1426717 | 47.050 | Geosciences | 87,473 | - |
| National Science Foundation | Direct | | EAR 1550101 | 47.050 | Geosciences | 22,151 | - |
| National Science Foundation | Direct | | EAR 1551344 | 47.050 | Geosciences | 16,803 | - |
| National Science Foundation | Direct | | EAR-1338295 | 47.050 | Geosciences | 4,541 | - |
| National Science Foundation | Direct | | GEO 1214416 | 47.050 | Geosciences | 83,740 | - |
| National Science Foundation | Direct | | ICER 1440116 | 47.050 | Geosciences | 40,880 | - |
| National Science Foundation | Direct | | OCE 0968783 | 47.050 | Geosciences | 87,456 | - |
| National Science Foundation | Direct | | OCE 1249353 | 47.050 | Geosciences | 546 | - |
| National Science Foundation | Direct | | OCE 1261443 | 47.050 | Geosciences | 28,462 | - |
| National Science Foundation | Direct | | OCE 1304327 | 47.050 | Geosciences | 106,307 | - |
| National Science Foundation | Direct | | OCE 1334727 | 47.050 | Geosciences | 41,373 | - |
| National Science Foundation | Direct | | OCE 1334758 | 47.050 | Geosciences | 4,113 | - |
| National Science Foundation | Direct | | OCE 1339783 | 47.050 | Geosciences | 441,956 | - |
| National Science Foundation | Direct | | OCE 1351837 | 47.050 | Geosciences | 247,798 | - |
| National Science Foundation | Direct | | OCE 1356132 | 47.050 | Geosciences | 16,661 | - |
| National Science Foundation | Direct | | OCE 1433710 | 47.050 | Geosciences | 56,000 | - |
| National Science Foundation | Direct | | PLR 1246702 | 47.050 | Geosciences | 58,068 | - |
| National Science Foundation | Direct | | PLR 1341568 | 47.050 | Geosciences | 74,183 | - |
| National Science Foundation | Direct | | PLR 1351745 | 47.050 | Geosciences | 93,455 | - |

University of Michigan
Schedule of Expenditures of Federal Awards
For the Year Ended June 30, 2016

| Cluster Title/Federal Grantor/Program | Type | Pass-Through Grantor | Award Identifier | CFDA Number | CFDA Program Title | Federal Expenditures | Subrecipient |
|---------------------------------------|--------------|-------------------------------------|----------------------------|-------------|--|----------------------|-------------------|
| National Science Foundation | Direct | | PLR 1417668 | 47.050 | Geosciences | 85,930 | - |
| National Science Foundation | Direct | | PLR 1450497 | 47.050 | Geosciences | 14,380 | - |
| National Science Foundation | Direct | | PLR-1613825 | 47.050 | Geosciences | 12,014 | - |
| National Science Foundation | Pass-Through | Duke University | 14-NSF-1028 | 47.050 | Geosciences | 96,441 | - |
| National Science Foundation | Pass-Through | Emory University | T235468 | 47.050 | Geosciences | 67,664 | - |
| National Science Foundation | Pass-Through | Georgia Institute of Technology | RG098-G2 | 47.050 | Geosciences | 86,994 | - |
| National Science Foundation | Pass-Through | Ohio State University, The | 60031346 | 47.050 | Geosciences | 42,004 | - |
| National Science Foundation | Pass-Through | Steppe - Geological Society America | Award Letter Dated 7/10/15 | 47.050 | Geosciences | 15,000 | - |
| National Science Foundation | Pass-Through | University of California - Berkeley | 00009256 | 47.050 | Geosciences | 61,803 | - |
| | | | | | | \$ 5,657,853 | \$ 250,042 |
| National Science Foundation | Direct | | 1452099 | 47.070 | Computer and Information Science and Engineering | 55,934 | - |
| National Science Foundation | Direct | | 1452793 | 47.070 | Computer and Information Science and Engineering | 190,873 | - |
| National Science Foundation | Direct | | 1452915 | 47.070 | Computer and Information Science and Engineering | 66,044 | - |
| National Science Foundation | Direct | | 1453304 | 47.070 | Computer and Information Science and Engineering | 28,094 | - |
| National Science Foundation | Direct | | 1453651 | 47.070 | Computer and Information Science and Engineering | 42,526 | - |
| National Science Foundation | Direct | | 1505684 | 47.070 | Computer and Information Science and Engineering | 106,254 | - |
| National Science Foundation | Direct | | 1513596 | 47.070 | Computer and Information Science and Engineering | 67,673 | - |
| National Science Foundation | Direct | | 1513718 | 47.070 | Computer and Information Science and Engineering | 152,948 | - |
| National Science Foundation | Direct | | 1514383 | 47.070 | Computer and Information Science and Engineering | 127,097 | - |
| National Science Foundation | Direct | | 1515306 | 47.070 | Computer and Information Science and Engineering | 1,510 | - |
| National Science Foundation | Direct | | 1518888 | 47.070 | Computer and Information Science and Engineering | 40,353 | - |
| National Science Foundation | Direct | | 1521524 | 47.070 | Computer and Information Science and Engineering | 2,006 | - |
| National Science Foundation | Direct | | 1522904 | 47.070 | Computer and Information Science and Engineering | 71,036 | - |
| National Science Foundation | Direct | | 1523304 | 47.070 | Computer and Information Science and Engineering | 23,646 | - |
| National Science Foundation | Direct | | 1523316 | 47.070 | Computer and Information Science and Engineering | 3,555 | - |
| National Science Foundation | Direct | | 1525006 | 47.070 | Computer and Information Science and Engineering | 1,356 | - |
| National Science Foundation | Direct | | 1525372 | 47.070 | Computer and Information Science and Engineering | 72,138 | - |
| National Science Foundation | Direct | | 1526059 | 47.070 | Computer and Information Science and Engineering | 139,425 | - |
| National Science Foundation | Direct | | 1526928 | 47.070 | Computer and Information Science and Engineering | 42,654 | - |
| National Science Foundation | Direct | | 1527301 | 47.070 | Computer and Information Science and Engineering | 91,686 | - |
| National Science Foundation | Direct | | 1531752 | 47.070 | Computer and Information Science and Engineering | 1,742,378 | - |
| National Science Foundation | Direct | | 1535912 | 47.070 | Computer and Information Science and Engineering | 65,524 | - |
| National Science Foundation | Direct | | 1537483 | 47.070 | Computer and Information Science and Engineering | 78,279 | - |
| National Science Foundation | Direct | | 1538638 | 47.070 | Computer and Information Science and Engineering | 173,287 | - |
| National Science Foundation | Direct | | 1538827 | 47.070 | Computer and Information Science and Engineering | 140,376 | 108,394 |
| National Science Foundation | Direct | | 1539011 | 47.070 | Computer and Information Science and Engineering | 200,634 | - |
| National Science Foundation | Direct | | 1539722 | 47.070 | Computer and Information Science and Engineering | 9,253 | - |
| National Science Foundation | Direct | | 1539991 | 47.070 | Computer and Information Science and Engineering | 11,563 | - |
| National Science Foundation | Direct | | 1541335 | 47.070 | Computer and Information Science and Engineering | 550,796 | 299,141 |
| National Science Foundation | Direct | | 1546036 | 47.070 | Computer and Information Science and Engineering | 12,521 | - |
| National Science Foundation | Direct | | 1550103 | 47.070 | Computer and Information Science and Engineering | 17,521 | - |
| National Science Foundation | Direct | | 1553146 | 47.070 | Computer and Information Science and Engineering | 10,327 | - |
| National Science Foundation | Direct | | 1553169 | 47.070 | Computer and Information Science and Engineering | 12,782 | - |
| National Science Foundation | Direct | | 1553485 | 47.070 | Computer and Information Science and Engineering | 38,049 | - |
| National Science Foundation | Direct | | 1606362 | 47.070 | Computer and Information Science and Engineering | 125,119 | - |
| National Science Foundation | Direct | | 1617767 | 47.070 | Computer and Information Science and Engineering | 3,275 | - |
| National Science Foundation | Direct | | 1622831 | 47.070 | Computer and Information Science and Engineering | 1,160 | - |
| National Science Foundation | Direct | | 1623834 | 47.070 | Computer and Information Science and Engineering | 27,894 | - |
| National Science Foundation | Direct | | ACI 1440571 | 47.070 | Computer and Information Science and Engineering | 102,815 | - |
| National Science Foundation | Direct | | ACI 1448127 | 47.070 | Computer and Information Science and Engineering | 1,309 | - |
| National Science Foundation | Direct | | CCF 0910765 | 47.070 | Computer and Information Science and Engineering | 264,897 | - |
| National Science Foundation | Direct | | CCF 0953135 | 47.070 | Computer and Information Science and Engineering | 44,982 | - |
| National Science Foundation | Direct | | CCF 1017143 | 47.070 | Computer and Information Science and Engineering | 80,144 | - |
| National Science Foundation | Direct | | CCF 1029025 | 47.070 | Computer and Information Science and Engineering | 205,102 | - |
| National Science Foundation | Direct | | CCF 1048168 | 47.070 | Computer and Information Science and Engineering | (641) | - |
| National Science Foundation | Direct | | CCF 1054270 | 47.070 | Computer and Information Science and Engineering | 105,213 | - |
| National Science Foundation | Direct | | CCF 1101465 | 47.070 | Computer and Information Science and Engineering | 16,472 | 16,472 |
| National Science Foundation | Direct | | CCF 1111061 | 47.070 | Computer and Information Science and Engineering | 199,153 | 29,791 |
| National Science Foundation | Direct | | CCF 1116021 | 47.070 | Computer and Information Science and Engineering | (42) | - |
| National Science Foundation | Direct | | CCF 1116040 | 47.070 | Computer and Information Science and Engineering | 217,275 | - |
| National Science Foundation | Direct | | CCF 1116115 | 47.070 | Computer and Information Science and Engineering | 18,027 | - |
| National Science Foundation | Direct | | CCF 1138860 | 47.070 | Computer and Information Science and Engineering | 129,073 | - |
| National Science Foundation | Direct | | CCF 1149773 | 47.070 | Computer and Information Science and Engineering | 96,777 | - |
| National Science Foundation | Direct | | CCF 1161233 | 47.070 | Computer and Information Science and Engineering | 67,415 | - |
| National Science Foundation | Direct | | CCF 1161505 | 47.070 | Computer and Information Science and Engineering | 83,227 | - |
| National Science Foundation | Direct | | CCF 1162087 | 47.070 | Computer and Information Science and Engineering | 49,224 | - |
| National Science Foundation | Direct | | CCF 1217338 | 47.070 | Computer and Information Science and Engineering | 127,841 | - |
| National Science Foundation | Direct | | CCF 1255702 | 47.070 | Computer and Information Science and Engineering | 31,126 | - |
| National Science Foundation | Direct | | CCF 1318070 | 47.070 | Computer and Information Science and Engineering | 239,601 | 25,811 |
| National Science Foundation | Direct | | CCF 1318091 | 47.070 | Computer and Information Science and Engineering | 193,626 | - |
| National Science Foundation | Direct | | CCF 1319592 | 47.070 | Computer and Information Science and Engineering | 160,948 | - |
| National Science Foundation | Direct | | CCF 1320027 | 47.070 | Computer and Information Science and Engineering | 104,323 | - |
| National Science Foundation | Direct | | CCF 1421467 | 47.070 | Computer and Information Science and Engineering | 277 | - |
| National Science Foundation | Direct | | CCF 1422157 | 47.070 | Computer and Information Science and Engineering | 151,495 | - |
| National Science Foundation | Direct | | CCF 1422284 | 47.070 | Computer and Information Science and Engineering | 132,740 | - |
| National Science Foundation | Direct | | CCF 1438996 | 47.070 | Computer and Information Science and Engineering | 344,327 | - |
| National Science Foundation | Direct | | CCF 1442495 | 47.070 | Computer and Information Science and Engineering | 168,717 | - |
| National Science Foundation | Direct | | CCF 1442777 | 47.070 | Computer and Information Science and Engineering | 5,956 | - |

University of Michigan
Schedule of Expenditures of Federal Awards
For the Year Ended June 30, 2016

| Cluster Title/Federal Grantor/Program | Type | Pass-Through Grantor | Award Identifier | CFDA Number | CFDA Program Title | Federal Expenditures | Subrecipient |
|---------------------------------------|--------|----------------------|------------------|-------------|--|----------------------|--------------|
| National Science Foundation | Direct | | CCF 1446952 | 47.070 | Computer and Information Science and Engineering | 12,000 | - |
| National Science Foundation | Direct | | CCF-1216729 | 47.070 | Computer and Information Science and Engineering | 14,739 | - |
| National Science Foundation | Direct | | CCF-1217519 | 47.070 | Computer and Information Science and Engineering | 134,527 | - |
| National Science Foundation | Direct | | CCF-1217880 | 47.070 | Computer and Information Science and Engineering | 140,400 | - |
| National Science Foundation | Direct | | CCF-1217917 | 47.070 | Computer and Information Science and Engineering | 275,643 | - |
| National Science Foundation | Direct | | CCF-1217972 | 47.070 | Computer and Information Science and Engineering | 94,072 | - |
| National Science Foundation | Direct | | CCF-1406739 | 47.070 | Computer and Information Science and Engineering | 127,686 | - |
| National Science Foundation | Direct | | CCF1442773 | 47.070 | Computer and Information Science and Engineering | 314,721 | - |
| National Science Foundation | Direct | | CNS 0905149 | 47.070 | Computer and Information Science and Engineering | (1,238) | - |
| National Science Foundation | Direct | | CNS 0964478 | 47.070 | Computer and Information Science and Engineering | (1,205) | - |
| National Science Foundation | Direct | | CNS 0964545 | 47.070 | Computer and Information Science and Engineering | (74,470) | - |
| National Science Foundation | Direct | | CNS 1017148 | 47.070 | Computer and Information Science and Engineering | (269) | - |
| National Science Foundation | Direct | | CNS 1017149 | 47.070 | Computer and Information Science and Engineering | 21,652 | - |
| National Science Foundation | Direct | | CNS 1035271 | 47.070 | Computer and Information Science and Engineering | 15,995 | - |
| National Science Foundation | Direct | | CNS 1039657 | 47.070 | Computer and Information Science and Engineering | 35,405 | - |
| National Science Foundation | Direct | | CNS 1059372 | 47.070 | Computer and Information Science and Engineering | 655,515 | - |
| National Science Foundation | Direct | | CNS 1111541 | 47.070 | Computer and Information Science and Engineering | 496,311 | - |
| National Science Foundation | Direct | | CNS 1114837 | 47.070 | Computer and Information Science and Engineering | 298,277 | - |
| National Science Foundation | Direct | | CNS 1156469 | 47.070 | Computer and Information Science and Engineering | 3,587 | - |
| National Science Foundation | Direct | | CNS 1160775 | 47.070 | Computer and Information Science and Engineering | 169,206 | - |
| National Science Foundation | Direct | | CNS 1217689 | 47.070 | Computer and Information Science and Engineering | 17,791 | - |
| National Science Foundation | Direct | | CNS 1217764 | 47.070 | Computer and Information Science and Engineering | 205,684 | - |
| National Science Foundation | Direct | | CNS 1238600 | 47.070 | Computer and Information Science and Engineering | 7,748 | - |
| National Science Foundation | Direct | | CNS 1239031 | 47.070 | Computer and Information Science and Engineering | 38,167 | - |
| National Science Foundation | Direct | | CNS 1317411 | 47.070 | Computer and Information Science and Engineering | 35,655 | - |
| National Science Foundation | Direct | | CNS 1318306 | 47.070 | Computer and Information Science and Engineering | 27,200 | - |
| National Science Foundation | Direct | | CNS 1318722 | 47.070 | Computer and Information Science and Engineering | 138,841 | - |
| National Science Foundation | Direct | | CNS 1319784 | 47.070 | Computer and Information Science and Engineering | 16,782 | - |
| National Science Foundation | Direct | | CNS 1329539 | 47.070 | Computer and Information Science and Engineering | 41,590 | - |
| National Science Foundation | Direct | | CNS 1329702 | 47.070 | Computer and Information Science and Engineering | 146,541 | - |
| National Science Foundation | Direct | | CNS 1330142 | 47.070 | Computer and Information Science and Engineering | 412,442 | - |
| National Science Foundation | Direct | | CNS 1331652 | 47.070 | Computer and Information Science and Engineering | 32,104 | - |
| National Science Foundation | Direct | | CNS 1345254 | 47.070 | Computer and Information Science and Engineering | 105,571 | - |
| National Science Foundation | Direct | | CNS 1350967 | 47.070 | Computer and Information Science and Engineering | 136,714 | - |
| National Science Foundation | Direct | | CNS 1409303 | 47.070 | Computer and Information Science and Engineering | 104,926 | - |
| National Science Foundation | Direct | | CNS 1409505 | 47.070 | Computer and Information Science and Engineering | 121,483 | - |
| National Science Foundation | Direct | | CNS 1419243 | 47.070 | Computer and Information Science and Engineering | 116,169 | 36,378 |
| National Science Foundation | Direct | | CNS 1421122 | 47.070 | Computer and Information Science and Engineering | 70,369 | - |
| National Science Foundation | Direct | | CNS 1421441 | 47.070 | Computer and Information Science and Engineering | 162,213 | - |
| National Science Foundation | Direct | | CNS 1422078 | 47.070 | Computer and Information Science and Engineering | 112,676 | 15,333 |
| National Science Foundation | Direct | | CNS 1422175 | 47.070 | Computer and Information Science and Engineering | 118,162 | - |
| National Science Foundation | Direct | | CNS 1422211 | 47.070 | Computer and Information Science and Engineering | 132,600 | - |
| National Science Foundation | Direct | | CNS 1440929 | 47.070 | Computer and Information Science and Engineering | 44,733 | - |
| National Science Foundation | Direct | | CNS 1446117 | 47.070 | Computer and Information Science and Engineering | 49,068 | - |
| National Science Foundation | Direct | | CNS 1446298 | 47.070 | Computer and Information Science and Engineering | 149,344 | - |
| National Science Foundation | Direct | | CNS 1463102 | 47.070 | Computer and Information Science and Engineering | 93,810 | 50,324 |
| National Science Foundation | Direct | | CNS 1463126 | 47.070 | Computer and Information Science and Engineering | 108,366 | - |
| National Science Foundation | Direct | | CNS-1238962 | 47.070 | Computer and Information Science and Engineering | 234,712 | - |
| National Science Foundation | Direct | | CNS-1239037 | 47.070 | Computer and Information Science and Engineering | 312,053 | - |
| National Science Foundation | Direct | | CNS1318294 | 47.070 | Computer and Information Science and Engineering | 71,200 | 47,172 |
| National Science Foundation | Direct | | CNS-1345226 | 47.070 | Computer and Information Science and Engineering | 49,021 | - |
| National Science Foundation | Direct | | CNS-1425485 | 47.070 | Computer and Information Science and Engineering | 22,987 | - |
| National Science Foundation | Direct | | IIS 0905460 | 47.070 | Computer and Information Science and Engineering | 31,870 | - |
| National Science Foundation | Direct | | IIS 0968489 | 47.070 | Computer and Information Science and Engineering | 13,090 | - |
| National Science Foundation | Direct | | IIS 1017296 | 47.070 | Computer and Information Science and Engineering | 105,457 | - |
| National Science Foundation | Direct | | IIS 1054199 | 47.070 | Computer and Information Science and Engineering | 76,720 | - |
| National Science Foundation | Direct | | IIS 1054913 | 47.070 | Computer and Information Science and Engineering | 191,456 | - |
| National Science Foundation | Direct | | IIS 1064606 | 47.070 | Computer and Information Science and Engineering | 19,780 | - |
| National Science Foundation | Direct | | IIS 1064948 | 47.070 | Computer and Information Science and Engineering | 86,383 | - |
| National Science Foundation | Direct | | IIS 1065027 | 47.070 | Computer and Information Science and Engineering | 74,626 | - |
| National Science Foundation | Direct | | IIS 1111494 | 47.070 | Computer and Information Science and Engineering | 83,648 | - |
| National Science Foundation | Direct | | IIS 1149601 | 47.070 | Computer and Information Science and Engineering | 39,264 | - |
| National Science Foundation | Direct | | IIS 1249312 | 47.070 | Computer and Information Science and Engineering | 8,127 | - |
| National Science Foundation | Direct | | IIS 1250880 | 47.070 | Computer and Information Science and Engineering | 120,482 | - |
| National Science Foundation | Direct | | IIS 1319365 | 47.070 | Computer and Information Science and Engineering | 70,026 | - |
| National Science Foundation | Direct | | IIS 1319810 | 47.070 | Computer and Information Science and Engineering | 99,286 | - |
| National Science Foundation | Direct | | IIS 1319922 | 47.070 | Computer and Information Science and Engineering | 156,163 | - |
| National Science Foundation | Direct | | IIS 1344257 | 47.070 | Computer and Information Science and Engineering | 114,901 | 33,728 |
| National Science Foundation | Direct | | IIS 1352915 | 47.070 | Computer and Information Science and Engineering | 30,792 | - |
| National Science Foundation | Direct | | IIS 1355633 | 47.070 | Computer and Information Science and Engineering | 108,446 | - |
| National Science Foundation | Direct | | IIS 1361274 | 47.070 | Computer and Information Science and Engineering | 1,081 | - |
| National Science Foundation | Direct | | IIS 1421168 | 47.070 | Computer and Information Science and Engineering | 112,281 | - |
| National Science Foundation | Direct | | IIS 1421391 | 47.070 | Computer and Information Science and Engineering | 107,261 | - |
| National Science Foundation | Direct | | IIS 1430613 | 47.070 | Computer and Information Science and Engineering | 98,002 | - |
| National Science Foundation | Direct | | IIS 1440360 | 47.070 | Computer and Information Science and Engineering | 107,244 | - |
| National Science Foundation | Direct | | IIS-1318143 | 47.070 | Computer and Information Science and Engineering | 156,912 | - |
| National Science Foundation | Direct | | IIS1320078 | 47.070 | Computer and Information Science and Engineering | 51,900 | - |
| National Science Foundation | Direct | | IIS-1419590 | 47.070 | Computer and Information Science and Engineering | 2,120 | - |

University of Michigan
Schedule of Expenditures of Federal Awards
For the Year Ended June 30, 2016

| Cluster Title/Federal Grantor/Program | Type | Pass-Through Grantor | Award Identifier | CFDA Number | CFDA Program Title | Federal Expenditures | Subrecipient |
|---------------------------------------|--------------|---|------------------|-------------|--|----------------------|-------------------|
| National Science Foundation | Direct | | IIS-1421438 | 47.070 | Computer and Information Science and Engineering | 121,833 | - |
| National Science Foundation | Direct | | IIS1445651 | 47.070 | Computer and Information Science and Engineering | (1,952) | - |
| National Science Foundation | Direct | | IIS-1516204 | 47.070 | Computer and Information Science and Engineering | 143,295 | - |
| National Science Foundation | Pass-Through | Cornell University | 66281-10037 | 47.070 | Computer and Information Science and Engineering | 3,753 | - |
| National Science Foundation | Pass-Through | Georgia Institute of Technology | RE444-G2 | 47.070 | Computer and Information Science and Engineering | 34,107 | - |
| National Science Foundation | Pass-Through | University of California-San Diego | 49757132 | 47.070 | Computer and Information Science and Engineering | 235,194 | - |
| National Science Foundation | Pass-Through | University of Illinois-Urbana-Champaign | 2015-04283-01 | 47.070 | Computer and Information Science and Engineering | 40,815 | - |
| National Science Foundation | Pass-Through | University of Illinois-Urbana-Champaign | 2015-07710-03 | 47.070 | Computer and Information Science and Engineering | 20,122 | - |
| National Science Foundation | Pass-Through | University of Massachusetts | 13-007317 A | 47.070 | Computer and Information Science and Engineering | 50,238 | - |
| National Science Foundation | Pass-Through | University of Texas-Arlington | 126100536610 | 47.070 | Computer and Information Science and Engineering | 23,163 | - |
| | | | | | | \$ 16,796,107 | \$ 662,544 |
| National Science Foundation | Direct | | 1444400 | 47.074 | Biological Sciences | 168,813 | - |
| National Science Foundation | Direct | | 1451127 | 47.074 | Biological Sciences | 136,309 | - |
| National Science Foundation | Direct | | 1452656 | 47.074 | Biological Sciences | 40,425 | - |
| National Science Foundation | Direct | | 1456115 | 47.074 | Biological Sciences | 127,763 | - |
| National Science Foundation | Direct | | 1501159 | 47.074 | Biological Sciences | 3,965 | - |
| National Science Foundation | Direct | | 1501301 | 47.074 | Biological Sciences | 318 | - |
| National Science Foundation | Direct | | 1501304 | 47.074 | Biological Sciences | 4,594 | - |
| National Science Foundation | Direct | | 1501462 | 47.074 | Biological Sciences | 12,670 | - |
| National Science Foundation | Direct | | 1501788 | 47.074 | Biological Sciences | 10,689 | - |
| National Science Foundation | Direct | | 1502703 | 47.074 | Biological Sciences | 15,472 | - |
| National Science Foundation | Direct | | 1531217 | 47.074 | Biological Sciences | (5,633) | - |
| National Science Foundation | Direct | | 1539716 | 47.074 | Biological Sciences | 9,496 | - |
| National Science Foundation | Direct | | 1560096 | 47.074 | Biological Sciences | 43,545 | - |
| National Science Foundation | Direct | | 1601259 | 47.074 | Biological Sciences | 753 | - |
| National Science Foundation | Direct | | 1458002 | 47.074 | Biological Sciences | 234,738 | - |
| National Science Foundation | Direct | | DBI 1100208 | 47.074 | Biological Sciences | (199) | - |
| National Science Foundation | Direct | | DBI 1256001 | 47.074 | Biological Sciences | 113,138 | - |
| National Science Foundation | Direct | | DBI 1349276 | 47.074 | Biological Sciences | 105,758 | - |
| National Science Foundation | Direct | | DBI-1145367 | 47.074 | Biological Sciences | 15,572 | - |
| National Science Foundation | Direct | | DBI-1237487 | 47.074 | Biological Sciences | (96) | - |
| National Science Foundation | Direct | | DBI-1263079 | 47.074 | Biological Sciences | 32,991 | - |
| National Science Foundation | Direct | | DEB 0949550 | 47.074 | Biological Sciences | 34,328 | - |
| National Science Foundation | Direct | | DEB 1036393 | 47.074 | Biological Sciences | 19,689 | - |
| National Science Foundation | Direct | | DEB 1046121 | 47.074 | Biological Sciences | 4,652 | - |
| National Science Foundation | Direct | | DEB 1118815 | 47.074 | Biological Sciences | (2,965) | - |
| National Science Foundation | Direct | | DEB 1127250 | 47.074 | Biological Sciences | 87,797 | - |
| National Science Foundation | Direct | | DEB 1144923 | 47.074 | Biological Sciences | 6,673 | - |
| National Science Foundation | Direct | | DEB 1145989 | 47.074 | Biological Sciences | 73,306 | - |
| National Science Foundation | Direct | | DEB 1147336 | 47.074 | Biological Sciences | 1,519 | - |
| National Science Foundation | Direct | | DEB 1207915 | 47.074 | Biological Sciences | 110,957 | - |
| National Science Foundation | Direct | | DEB 1240869 | 47.074 | Biological Sciences | 10,758 | - |
| National Science Foundation | Direct | | DEB 1252664 | 47.074 | Biological Sciences | 146,631 | - |
| National Science Foundation | Direct | | DEB 1252841 | 47.074 | Biological Sciences | 37,079 | - |
| National Science Foundation | Direct | | DEB 1256330 | 47.074 | Biological Sciences | 175,327 | - |
| National Science Foundation | Direct | | DEB 1257080 | 47.074 | Biological Sciences | 95,307 | - |
| National Science Foundation | Direct | | DEB 1305836 | 47.074 | Biological Sciences | 147,679 | - |
| National Science Foundation | Direct | | DEB 1309072 | 47.074 | Biological Sciences | 2,530 | - |
| National Science Foundation | Direct | | DEB 1309805 | 47.074 | Biological Sciences | 9,896 | - |
| National Science Foundation | Direct | | DEB 1345063 | 47.074 | Biological Sciences | 7,989 | - |
| National Science Foundation | Direct | | DEB 1353070 | 47.074 | Biological Sciences | 92,538 | - |
| National Science Foundation | Direct | | DEB 1353806 | 47.074 | Biological Sciences | 42,747 | - |
| National Science Foundation | Direct | | DEB 1353850 | 47.074 | Biological Sciences | 6,355 | - |
| National Science Foundation | Direct | | DEB 1353908 | 47.074 | Biological Sciences | 83,041 | 12,234 |
| National Science Foundation | Direct | | DEB 1354048 | 47.074 | Biological Sciences | 158,571 | - |
| National Science Foundation | Direct | | DEB 1354625 | 47.074 | Biological Sciences | 163,277 | 55,785 |
| National Science Foundation | Direct | | DEB 1405286 | 47.074 | Biological Sciences | 12,745 | - |
| National Science Foundation | Direct | | DEB 1441677 | 47.074 | Biological Sciences | 124,103 | 89,608 |
| National Science Foundation | Direct | | DEB-1256115 | 47.074 | Biological Sciences | 213,039 | - |
| National Science Foundation | Direct | | DEB-1556585 | 47.074 | Biological Sciences | 8,130 | - |
| National Science Foundation | Direct | | EF 1038678 | 47.074 | Biological Sciences | 90,455 | - |
| National Science Foundation | Direct | | EF 1115030 | 47.074 | Biological Sciences | 78,292 | - |
| National Science Foundation | Direct | | EF 1115081 | 47.074 | Biological Sciences | 751 | - |
| National Science Foundation | Direct | | EF 1206134 | 47.074 | Biological Sciences | 90,737 | - |
| National Science Foundation | Direct | | EF 1303779 | 47.074 | Biological Sciences | 14,832 | - |
| National Science Foundation | Direct | | EF 1404964 | 47.074 | Biological Sciences | 46,612 | - |
| National Science Foundation | Direct | | EF 1405302 | 47.074 | Biological Sciences | 132,912 | 2,106 |
| National Science Foundation | Direct | | EF-1340681 | 47.074 | Biological Sciences | 45,038 | 1,895 |
| National Science Foundation | Direct | | IOS 0953106 | 47.074 | Biological Sciences | 70,774 | - |
| National Science Foundation | Direct | | IOS 1051034 | 47.074 | Biological Sciences | 28,975 | - |
| National Science Foundation | Direct | | IOS 1121496 | 47.074 | Biological Sciences | 37,899 | - |
| National Science Foundation | Direct | | IOS 1121602 | 47.074 | Biological Sciences | 46,288 | - |
| National Science Foundation | Direct | | IOS 1145337 | 47.074 | Biological Sciences | 22,470 | - |
| National Science Foundation | Direct | | IOS 1146132 | 47.074 | Biological Sciences | 105,139 | - |
| National Science Foundation | Direct | | IOS 1146139 | 47.074 | Biological Sciences | 30,298 | - |
| National Science Foundation | Direct | | IOS 1255974 | 47.074 | Biological Sciences | 78,883 | - |
| National Science Foundation | Direct | | IOS 1353914 | 47.074 | Biological Sciences | 153,916 | - |
| National Science Foundation | Direct | | IOS 1354046 | 47.074 | Biological Sciences | 155,445 | - |

University of Michigan
Schedule of Expenditures of Federal Awards
For the Year Ended June 30, 2016

| Cluster Title/Federal Grantor/Program | Type | Pass-Through Grantor | Award Identifier | CFDA Number | CFDA Program Title | Federal Expenditures | Subrecipient |
|---------------------------------------|--------------|-------------------------------------|------------------------|-------------|---|----------------------|-------------------|
| National Science Foundation | Direct | | IOS1353263 | 47.074 | Biological Sciences | 132,086 | - |
| National Science Foundation | Direct | | IOS1456518 | 47.074 | Biological Sciences | 7,981 | - |
| National Science Foundation | Direct | | MCB 1050948 | 47.074 | Biological Sciences | 59,054 | - |
| National Science Foundation | Direct | | MCB 1120271 | 47.074 | Biological Sciences | 95,301 | - |
| National Science Foundation | Direct | | MCB 1121575 | 47.074 | Biological Sciences | 2,491 | - |
| National Science Foundation | Direct | | MCB 1157800 | 47.074 | Biological Sciences | 101,344 | 4,485 |
| National Science Foundation | Direct | | MCB 1329578 | 47.074 | Biological Sciences | 310,580 | - |
| National Science Foundation | Direct | | MCB-1329437 | 47.074 | Biological Sciences | 171,038 | - |
| National Science Foundation | Direct | | MCB1411565 | 47.074 | Biological Sciences | 261,441 | 24,156 |
| National Science Foundation | Direct | | MCB-1552439 | 47.074 | Biological Sciences | 34,057 | - |
| National Science Foundation | Direct | | MCB-1553031 | 47.074 | Biological Sciences | 51,494 | - |
| National Science Foundation | Pass-Through | Cary Institute of Ecosystem Studies | 3298/200201813 | 47.074 | Biological Sciences | 27,052 | - |
| National Science Foundation | Pass-Through | Cornell University | 61468-9773 | 47.074 | Biological Sciences | 40,059 | - |
| National Science Foundation | Pass-Through | Emmanuel College | 10-9053-1 | 47.074 | Biological Sciences | 21,226 | - |
| National Science Foundation | Pass-Through | Marine Biological Laboratory | 40985 | 47.074 | Biological Sciences | 186,636 | - |
| National Science Foundation | Pass-Through | Michigan State University | RC100168UM | 47.074 | Biological Sciences | 174,524 | - |
| National Science Foundation | Pass-Through | Michigan State University | RC103678UM | 47.074 | Biological Sciences | 6,513 | - |
| National Science Foundation | Pass-Through | Oregon State University | S1695Q-A | 47.074 | Biological Sciences | 8,338 | - |
| National Science Foundation | Pass-Through | University of Colorado | 1548623 PO# 1000038477 | 47.074 | Biological Sciences | 22,283 | - |
| | | | | | | \$ 5,887,993 | \$ 190,269 |
| National Science Foundation | Direct | | 1458926 | 47.075 | Social, Behavioral, and Economic Sciences | 10,642 | - |
| National Science Foundation | Direct | | 1459459 | 47.075 | Social, Behavioral, and Economic Sciences | 61,280 | - |
| National Science Foundation | Direct | | 1459864 | 47.075 | Social, Behavioral, and Economic Sciences | 36,795 | - |
| National Science Foundation | Direct | | 1459931 | 47.075 | Social, Behavioral, and Economic Sciences | 66,448 | - |
| National Science Foundation | Direct | | 1461470 | 47.075 | Social, Behavioral, and Economic Sciences | 45,174 | - |
| National Science Foundation | Direct | | 1517701 | 47.075 | Social, Behavioral, and Economic Sciences | 83,520 | - |
| National Science Foundation | Direct | | 1519594 | 47.075 | Social, Behavioral, and Economic Sciences | 38,426 | 13,954 |
| National Science Foundation | Direct | | 1528262 | 47.075 | Social, Behavioral, and Economic Sciences | 58,149 | - |
| National Science Foundation | Direct | | 1528445 | 47.075 | Social, Behavioral, and Economic Sciences | 22,592 | - |
| National Science Foundation | Direct | | 1528496 | 47.075 | Social, Behavioral, and Economic Sciences | 5,186 | - |
| National Science Foundation | Direct | | 1528544 | 47.075 | Social, Behavioral, and Economic Sciences | 12,418 | - |
| National Science Foundation | Direct | | 1529788 | 47.075 | Social, Behavioral, and Economic Sciences | 55,496 | - |
| National Science Foundation | Direct | | 1530628 | 47.075 | Social, Behavioral, and Economic Sciences | 23,057 | - |
| National Science Foundation | Direct | | 1536377 | 47.075 | Social, Behavioral, and Economic Sciences | 11,654 | - |
| National Science Foundation | Direct | | 1539864 | 47.075 | Social, Behavioral, and Economic Sciences | 2,952 | - |
| National Science Foundation | Direct | | 1540259 | 47.075 | Social, Behavioral, and Economic Sciences | 608 | - |
| National Science Foundation | Direct | | 1542306 | 47.075 | Social, Behavioral, and Economic Sciences | 36,839 | - |
| National Science Foundation | Direct | | 1555460 | 47.075 | Social, Behavioral, and Economic Sciences | 106,877 | - |
| National Science Foundation | Direct | | 1631409 | 47.075 | Social, Behavioral, and Economic Sciences | 134,609 | - |
| National Science Foundation | Direct | | BCS 0820309 | 47.075 | Social, Behavioral, and Economic Sciences | 46,651 | - |
| National Science Foundation | Direct | | BCS 0962807 | 47.075 | Social, Behavioral, and Economic Sciences | (9,571) | - |
| National Science Foundation | Direct | | BCS 1024857 | 47.075 | Social, Behavioral, and Economic Sciences | 41,923 | - |
| National Science Foundation | Direct | | BCS 1111019 | 47.075 | Social, Behavioral, and Economic Sciences | (252) | - |
| National Science Foundation | Direct | | BCS 1125519 | 47.075 | Social, Behavioral, and Economic Sciences | 22,294 | - |
| National Science Foundation | Direct | | BCS 1152819 | 47.075 | Social, Behavioral, and Economic Sciences | 85,507 | - |
| National Science Foundation | Direct | | BCS 1241811 | 47.075 | Social, Behavioral, and Economic Sciences | 2,812 | - |
| National Science Foundation | Direct | | BCS 1263150 | 47.075 | Social, Behavioral, and Economic Sciences | 33,238 | - |
| National Science Foundation | Direct | | BCS 1264315 | 47.075 | Social, Behavioral, and Economic Sciences | 86,953 | - |
| National Science Foundation | Direct | | BCS 1322330 | 47.075 | Social, Behavioral, and Economic Sciences | (1,166) | - |
| National Science Foundation | Direct | | BCS 1322544 | 47.075 | Social, Behavioral, and Economic Sciences | 17 | - |
| National Science Foundation | Direct | | BCS 1341211 | 47.075 | Social, Behavioral, and Economic Sciences | 2,929 | - |
| National Science Foundation | Direct | | BCS 1341329 | 47.075 | Social, Behavioral, and Economic Sciences | (2) | - |
| National Science Foundation | Direct | | BCS 1348013 | 47.075 | Social, Behavioral, and Economic Sciences | 89,552 | - |
| National Science Foundation | Direct | | BCS 1348150 | 47.075 | Social, Behavioral, and Economic Sciences | 120,602 | - |
| National Science Foundation | Direct | | BCS 1348957 | 47.075 | Social, Behavioral, and Economic Sciences | 50,178 | - |
| National Science Foundation | Direct | | BCS 1356811 | 47.075 | Social, Behavioral, and Economic Sciences | 1,955 | - |
| National Science Foundation | Direct | | BCS 1423916 | 47.075 | Social, Behavioral, and Economic Sciences | 10,512 | - |
| National Science Foundation | Direct | | BCS 1430391 | 47.075 | Social, Behavioral, and Economic Sciences | 100,685 | - |
| National Science Foundation | Direct | | BCS 1440017 | 47.075 | Social, Behavioral, and Economic Sciences | 18,629 | - |
| National Science Foundation | Direct | | BCS 1441241 | 47.075 | Social, Behavioral, and Economic Sciences | 14,223 | - |
| National Science Foundation | Direct | | BCS 1509457 | 47.075 | Social, Behavioral, and Economic Sciences | 59,467 | - |
| National Science Foundation | Direct | | BCS1354814 | 47.075 | Social, Behavioral, and Economic Sciences | 46,258 | - |
| National Science Foundation | Direct | | BCS1356118 | 47.075 | Social, Behavioral, and Economic Sciences | 244,123 | 16,400 |
| National Science Foundation | Direct | | BCS-1420042 | 47.075 | Social, Behavioral, and Economic Sciences | 55,836 | - |
| National Science Foundation | Direct | | BCS-1461348 | 47.075 | Social, Behavioral, and Economic Sciences | 24,124 | - |
| National Science Foundation | Direct | | NCSE 1424081 | 47.075 | Social, Behavioral, and Economic Sciences | 54,873 | - |
| National Science Foundation | Direct | | SES 0535334 | 47.075 | Social, Behavioral, and Economic Sciences | 33,018 | - |
| National Science Foundation | Direct | | SES 0937727 | 47.075 | Social, Behavioral, and Economic Sciences | 5,347 | - |
| National Science Foundation | Direct | | SES 1023231 | 47.075 | Social, Behavioral, and Economic Sciences | 244,684 | 44,488 |
| National Science Foundation | Direct | | SES 1023727 | 47.075 | Social, Behavioral, and Economic Sciences | 5,000 | - |
| National Science Foundation | Direct | | SES 1061930 | 47.075 | Social, Behavioral, and Economic Sciences | 19,792 | - |
| National Science Foundation | Direct | | SES 1122994 | 47.075 | Social, Behavioral, and Economic Sciences | (2,993) | - |
| National Science Foundation | Direct | | SES 1127570 | 47.075 | Social, Behavioral, and Economic Sciences | 6,627 | - |
| National Science Foundation | Direct | | SES 1131500 | 47.075 | Social, Behavioral, and Economic Sciences | 904,646 | - |
| National Science Foundation | Direct | | SES 1157698 | 47.075 | Social, Behavioral, and Economic Sciences | 3,900,290 | - |
| National Science Foundation | Direct | | SES 1229261 | 47.075 | Social, Behavioral, and Economic Sciences | 93,340 | - |
| National Science Foundation | Direct | | SES 1230017 | 47.075 | Social, Behavioral, and Economic Sciences | 193,115 | - |
| National Science Foundation | Direct | | SES 1243043 | 47.075 | Social, Behavioral, and Economic Sciences | (529) | - |

University of Michigan
Schedule of Expenditures of Federal Awards
For the Year Ended June 30, 2016

| Cluster Title/Federal Grantor/Program | Type | Pass-Through Grantor | Award Identifier | CFDA Number | CFDA Program Title | Federal Expenditures | Subrecipient |
|---------------------------------------|--------------|---|------------------------|-------------|---|----------------------|------------------|
| National Science Foundation | Direct | | SES 1244671 | 47.075 | Social, Behavioral, and Economic Sciences | 2,003 | - |
| National Science Foundation | Direct | | SES 1247565 | 47.075 | Social, Behavioral, and Economic Sciences | 27,458 | - |
| National Science Foundation | Direct | | SES 1260911 | 47.075 | Social, Behavioral, and Economic Sciences | 1,020 | - |
| National Science Foundation | Direct | | SES 1323916 | 47.075 | Social, Behavioral, and Economic Sciences | 140 | - |
| National Science Foundation | Direct | | SES 1325881 | 47.075 | Social, Behavioral, and Economic Sciences | 127,799 | - |
| National Science Foundation | Direct | | SES 1360738 | 47.075 | Social, Behavioral, and Economic Sciences | 100,668 | - |
| National Science Foundation | Direct | | SES 1409092 | 47.075 | Social, Behavioral, and Economic Sciences | 8,417 | - |
| National Science Foundation | Direct | | SES 1420973 | 47.075 | Social, Behavioral, and Economic Sciences | 187,356 | - |
| National Science Foundation | Direct | | SES 1444500 | 47.075 | Social, Behavioral, and Economic Sciences | 61,125 | - |
| National Science Foundation | Direct | | SES 1444721 | 47.075 | Social, Behavioral, and Economic Sciences | 1,373,927 | - |
| National Science Foundation | Direct | | SES 1451100 | 47.075 | Social, Behavioral, and Economic Sciences | 36,226 | - |
| National Science Foundation | Direct | | SES 1523355 | 47.075 | Social, Behavioral, and Economic Sciences | 97,472 | - |
| National Science Foundation | Direct | | SES 1559661 | 47.075 | Social, Behavioral, and Economic Sciences | 8,855 | - |
| National Science Foundation | Direct | | SES1324689 | 47.075 | Social, Behavioral, and Economic Sciences | 62,374 | - |
| National Science Foundation | Direct | | SES1326365 | 47.075 | Social, Behavioral, and Economic Sciences | 143,799 | - |
| National Science Foundation | Direct | | SES1357561 | 47.075 | Social, Behavioral, and Economic Sciences | 110,803 | - |
| National Science Foundation | Direct | | SES1409660 | 47.075 | Social, Behavioral, and Economic Sciences | 5,908 | - |
| National Science Foundation | Direct | | SES-1419604 | 47.075 | Social, Behavioral, and Economic Sciences | 49,498 | 13,556 |
| National Science Foundation | Direct | | SMA 1062317 | 47.075 | Social, Behavioral, and Economic Sciences | 17,978 | - |
| National Science Foundation | Direct | | SMA 1262447 | 47.075 | Social, Behavioral, and Economic Sciences | 127,915 | 5,005 |
| National Science Foundation | Direct | | SMA 1407587 | 47.075 | Social, Behavioral, and Economic Sciences | 5,425 | - |
| National Science Foundation | Direct | | SMA-1539228 | 47.075 | Social, Behavioral, and Economic Sciences | 248,955 | - |
| National Science Foundation | Pass-Through | American Geographers, Association of | Subcontract # F7110 | 47.075 | Social, Behavioral, and Economic Sciences | 11,455 | - |
| National Science Foundation | Pass-Through | Arizona State University | Subaward #13-066 | 47.075 | Social, Behavioral, and Economic Sciences | 133,624 | - |
| National Science Foundation | Pass-Through | Cornell University | 64184 9947 | 47.075 | Social, Behavioral, and Economic Sciences | 31,601 | - |
| National Science Foundation | Pass-Through | University of California-San Diego | 1127643 | 47.075 | Social, Behavioral, and Economic Sciences | 1,091 | - |
| | | | | | | \$ 10,400,301 | \$ 93,403 |
| National Science Foundation | Direct | | 1458375 | 47.076 | Education and Human Resources | \$ 15,545 | \$ - |
| National Science Foundation | Direct | | 1502711 | 47.076 | Education and Human Resources | 91,487 | - |
| National Science Foundation | Direct | | 1502778 | 47.076 | Education and Human Resources | 641,470 | 183,563 |
| National Science Foundation | Direct | | 1504257 | 47.076 | Education and Human Resources | 40,061 | - |
| National Science Foundation | Direct | | 1524967 | 47.076 | Education and Human Resources | 113,556 | - |
| National Science Foundation | Direct | | 1535370 | 47.076 | Education and Human Resources | 59,695 | - |
| National Science Foundation | Direct | | 1535389 | 47.076 | Education and Human Resources | 46,027 | - |
| National Science Foundation | Direct | | 1539713 | 47.076 | Education and Human Resources | 30,738 | - |
| National Science Foundation | Direct | | 1544337 | 47.076 | Education and Human Resources | 35,735 | - |
| National Science Foundation | Direct | | DGE 0903629 | 47.076 | Education and Human Resources | 69,855 | - |
| National Science Foundation | Direct | | DGE 1256260 | 47.076 | Education and Human Resources | 8,554,272 | - |
| National Science Foundation | Direct | | DGE 1419280 | 47.076 | Education and Human Resources | 137,580 | - |
| National Science Foundation | Direct | | DGE 1439520 | 47.076 | Education and Human Resources | 90,124 | 2,964 |
| National Science Foundation | Direct | | DRL 0745474 | 47.076 | Education and Human Resources | (3,676) | - |
| National Science Foundation | Direct | | DRL 0822038 | 47.076 | Education and Human Resources | 24,585 | - |
| National Science Foundation | Direct | | DRL 0918425 | 47.076 | Education and Human Resources | 461,599 | 4,872 |
| National Science Foundation | Direct | | DRL 0918590 | 47.076 | Education and Human Resources | 6,746 | 6,949 |
| National Science Foundation | Direct | | DRL 1008317 | 47.076 | Education and Human Resources | 88,958 | - |
| National Science Foundation | Direct | | DRL 1008327 | 47.076 | Education and Human Resources | 521,533 | - |
| National Science Foundation | Direct | | DRL 1019513 | 47.076 | Education and Human Resources | (13,275) | - |
| National Science Foundation | Direct | | DRL 1020027 | 47.076 | Education and Human Resources | 29,261 | 2,835 |
| National Science Foundation | Direct | | DRL 1108778 | 47.076 | Education and Human Resources | 605,993 | 516,702 |
| National Science Foundation | Direct | | DRL 1118745 | 47.076 | Education and Human Resources | 406,069 | 57,542 |
| National Science Foundation | Direct | | DRL 1251862 | 47.076 | Education and Human Resources | 370,033 | - |
| National Science Foundation | Direct | | DRL 1316571 | 47.076 | Education and Human Resources | 150,580 | 8,868 |
| National Science Foundation | Direct | | DRL 1345231 | 47.076 | Education and Human Resources | (1,329) | - |
| National Science Foundation | Direct | | DRL 1420102 | 47.076 | Education and Human Resources | 113,203 | - |
| National Science Foundation | Direct | | DRL 1420168 | 47.076 | Education and Human Resources | 110,957 | 17,032 |
| National Science Foundation | Direct | | DRL-1439366 | 47.076 | Education and Human Resources | 20,504 | - |
| National Science Foundation | Direct | | DUE 0934678 | 47.076 | Education and Human Resources | 376,714 | - |
| National Science Foundation | Direct | | DUE 0941924 | 47.076 | Education and Human Resources | 19,693 | - |
| National Science Foundation | Direct | | DUE 0966161 | 47.076 | Education and Human Resources | (36,698) | - |
| National Science Foundation | Direct | | DUE 1161121 | 47.076 | Education and Human Resources | 332,630 | 8,461 |
| National Science Foundation | Direct | | DUE 1240409 | 47.076 | Education and Human Resources | 486,923 | - |
| National Science Foundation | Direct | | DUE 1259395 | 47.076 | Education and Human Resources | 171,410 | - |
| National Science Foundation | Direct | | DUE 1322552 | 47.076 | Education and Human Resources | 32,773 | - |
| National Science Foundation | Direct | | DUE 1347697 | 47.076 | Education and Human Resources | 530,424 | 20,061 |
| National Science Foundation | Direct | | DUE 1347718 | 47.076 | Education and Human Resources | 54,729 | 17,923 |
| National Science Foundation | Direct | | DUE-1140175 | 47.076 | Education and Human Resources | 30,151 | 14,657 |
| National Science Foundation | Direct | | DUE-1140256 | 47.076 | Education and Human Resources | 38,256 | - |
| National Science Foundation | Direct | | HRD 1002528 | 47.076 | Education and Human Resources | 537,092 | 302,728 |
| National Science Foundation | Direct | | HRD 1038099 | 47.076 | Education and Human Resources | 372,274 | - |
| National Science Foundation | Direct | | HRD 1231347 | 47.076 | Education and Human Resources | 192,565 | - |
| National Science Foundation | Direct | | HRD 1305932 | 47.076 | Education and Human Resources | 233,062 | - |
| National Science Foundation | Direct | | HRD-1348619 | 47.076 | Education and Human Resources | 578,748 | - |
| National Science Foundation | Pass-Through | American Educational Research Association | Letter Dated 10/31/13 | 47.076 | Education and Human Resources | 14,575 | - |
| National Science Foundation | Pass-Through | Bowling Green State University | 10008257-UM.Karabenick | 47.076 | Education and Human Resources | 24,978 | - |
| National Science Foundation | Pass-Through | Florida Atlantic University | URJ32 | 47.076 | Education and Human Resources | 137,678 | - |
| National Science Foundation | Pass-Through | Harvard University | 108075-5026906 | 47.076 | Education and Human Resources | 98,307 | - |
| National Science Foundation | Pass-Through | Harvard University | 108124-5097661 | 47.076 | Education and Human Resources | 17,623 | - |
| National Science Foundation | Pass-Through | Harvard University | 108131-5079307 | 47.076 | Education and Human Resources | 462,388 | - |

University of Michigan
Schedule of Expenditures of Federal Awards
For the Year Ended June 30, 2016

| Cluster Title/Federal Grantor/Program | Type | Pass-Through Grantor | Award Identifier | CFDA Number | CFDA Program Title | Federal Expenditures | Subrecipient |
|---------------------------------------|--------------|-------------------------------------|-----------------------------------|-------------|--|-----------------------|---------------------|
| National Science Foundation | Pass-Through | Intelligent Prosthetic Systems | Check# 1059 dtd 12/18/07 | 47.076 | Education and Human Resources | 19,787 | - |
| National Science Foundation | Pass-Through | Mathematical Association of America | MOU | 47.076 | Education and Human Resources | (248) | - |
| National Science Foundation | Pass-Through | Michigan State University | RC101276UM | 47.076 | Education and Human Resources | 24,969 | - |
| National Science Foundation | Pass-Through | Museum of Science, Boston | Living Laboratory Stipend Agre | 47.076 | Education and Human Resources | 1,742 | - |
| National Science Foundation | Pass-Through | Northwestern University | SP0024546 | 47.076 | Education and Human Resources | 63,959 | - |
| National Science Foundation | Pass-Through | The Algebra Project, Inc | ESI-0822175 | 47.076 | Education and Human Resources | (468) | - |
| National Science Foundation | Pass-Through | University of California - Irvine | 2015-3266 | 47.076 | Education and Human Resources | 54,861 | - |
| National Science Foundation | Pass-Through | University of Denver | SC37058A-02-00 | 47.076 | Education and Human Resources | (212) | - |
| National Science Foundation | Pass-Through | University of Maryland, The | Z411102 | 47.076 | Education and Human Resources | 183,993 | - |
| National Science Foundation | Pass-Through | University of Massachusetts | S 2013 20541 | 47.076 | Education and Human Resources | 69,732 | - |
| | | | | | | <u>\$ 17,942,296</u> | <u>\$ 1,165,157</u> |
| National Science Foundation | Direct | | ANT 1149085 | 47.078 | Polar Programs | 78,116 | - |
| National Science Foundation | Direct | | ANT 1245580 | 47.078 | Polar Programs | 44,841 | 16,192 |
| National Science Foundation | Direct | | ARC 1107369 | 47.078 | Polar Programs | (3,649) | - |
| National Science Foundation | Direct | | ARC 1107593 | 47.078 | Polar Programs | 25,741 | - |
| National Science Foundation | Direct | | ARC 1253154 | 47.078 | Polar Programs | 90,954 | - |
| | | | | | | <u>\$ 236,003</u> | <u>\$ 16,192</u> |
| National Science Foundation | Direct | | 1459911 | 47.079 | Office of International Science and Engineering | 57,140 | - |
| National Science Foundation | Direct | | 1515015 | 47.079 | Office of International Science and Engineering | 8,950 | - |
| National Science Foundation | Direct | | OISE 1322540 | 47.079 | Office of International Science and Engineering | 11,548 | - |
| National Science Foundation | Pass-Through | CRDF Global | Agreement | 47.079 | Office of International Science and Engineering | (1,100) | - |
| National Science Foundation | Pass-Through | Johns Hopkins University | Subaward Agreement | 47.079 | Office of International Science and Engineering | 22,178 | - |
| | | | | | | <u>\$ 98,716</u> | <u>\$ -</u> |
| National Science Foundation | Direct | | OCI 0940824 | 47.080 | Office of Cyberinfrastructure | 1,805,182 | 759,483 |
| National Science Foundation | Direct | | OCI 1041313 | 47.080 | Office of Cyberinfrastructure | 143,378 | 41,646 |
| National Science Foundation | Direct | | OCI-1216723 | 47.080 | Office of Cyberinfrastructure | (118) | - |
| National Science Foundation | Pass-Through | California Institute of Technology | 42B-1093325 | 47.080 | Office of Cyberinfrastructure | 17,627 | - |
| National Science Foundation | Pass-Through | Carnegie Institution of Washington | 9-10476-01 | 47.080 | Office of Cyberinfrastructure | 173,637 | - |
| National Science Foundation | Pass-Through | University of Georgia | RR197-017/4941206 | 47.080 | Office of Cyberinfrastructure | 9,122 | - |
| National Science Foundation | Pass-Through | University of Georgia | RR197-021/4940116 | 47.080 | Office of Cyberinfrastructure | 2,655 | - |
| National Science Foundation | Pass-Through | University of Minnesota | H002341902 | 47.080 | Office of Cyberinfrastructure | 22,635 | - |
| | | | | | | <u>\$ 2,174,118</u> | <u>\$ 801,129</u> |
| National Science Foundation | Direct | | CMMI 1300815 | 47.081 | Office of Experimental Program to Stimulate Competitive Research | 50,312 | - |
| National Science Foundation | Pass-Through | Olin College of Engineering | 4212-1 | 47.082 | Trans-NSF Recovery Act Reasearch Support | 43,180 | - |
| National Science Foundation | Direct | | 1545858 | 47.083 | Office of Integrative Activities | 246,274 | - |
| | | | Total National Science Foundation | | | <u>\$ 100,970,245</u> | <u>\$ 4,901,434</u> |
| Smithsonian Institution | Direct | | Email dtd 12/9/08 | 60.RD | | 4 | - |
| Smithsonian Institution | Direct | | G05-16032A | 60.RD | | 10,893 | - |
| Smithsonian Institution | Direct | | SV4-84016 | 60.RD | | 82,743 | - |
| | | | | | | <u>\$ 93,640</u> | <u>\$ -</u> |
| | | | Total Smithsonian Institution | | | <u>\$ 93,640</u> | <u>\$ -</u> |
| Veterans Affairs, Department of | Direct | | VA268-16-C-0049 | 64.RD | | 1,620 | - |
| Veterans Affairs, Department of | Direct | | 506-D37031 | 64.RD | | (946) | - |
| Veterans Affairs, Department of | Direct | | Agreement | 64.RD | | 2,938 | - |
| Veterans Affairs, Department of | Direct | | BAVEJA,SATINDER | 64.RD | | 7,128 | - |
| Veterans Affairs, Department of | Direct | | Bull, Joseph | 64.RD | | 17,507 | - |
| Veterans Affairs, Department of | Direct | | FARRIS,KAREN BELL | 64.RD | | 1,895 | - |
| Veterans Affairs, Department of | Direct | | IPA - Buis, Lorraine | 64.RD | | 28,739 | - |
| Veterans Affairs, Department of | Direct | | IPA - Eisenberg, Daniel | 64.RD | | 5,406 | - |
| Veterans Affairs, Department of | Direct | | IPA - Suzanna Zick | 64.RD | | 6,697 | - |
| Veterans Affairs, Department of | Direct | | IPA - Yeagley,Emily | 64.RD | | 6,361 | - |
| Veterans Affairs, Department of | Direct | | IPA Ajlen, Aaron | 64.RD | | 10,230 | - |
| Veterans Affairs, Department of | Direct | | IPA Ajlen, Aaron | 64.RD | | 32,648 | - |
| Veterans Affairs, Department of | Direct | | IPA Bhaumik, Arijit | 64.RD | | 9,526 | - |
| Veterans Affairs, Department of | Direct | | IPA Bhaumik, Arijit | 64.RD | | 29,462 | - |
| Veterans Affairs, Department of | Direct | | IPA Borjigin, Jimo | 64.RD | | 3,929 | - |
| Veterans Affairs, Department of | Direct | | IPA Borjigin, Jimo | 64.RD | | 7,874 | - |
| Veterans Affairs, Department of | Direct | | IPA Brand, Sarah | 64.RD | | 45,271 | - |
| Veterans Affairs, Department of | Direct | | IPA Bull, Joseph | 64.RD | | 4,214 | - |
| Veterans Affairs, Department of | Direct | | IPA Calhoun, Oliver | 64.RD | | 33,174 | - |
| Veterans Affairs, Department of | Direct | | IPA Chowdhury, Mahboob | 64.RD | | 30,400 | - |
| Veterans Affairs, Department of | Direct | | IPA Ciofu, Amanda | 64.RD | | 10,449 | - |
| Veterans Affairs, Department of | Direct | | IPA Clauw,Andrew | 64.RD | | 6,682 | - |
| Veterans Affairs, Department of | Direct | | IPA Clines, Katrina | 64.RD | | 33,843 | - |
| Veterans Affairs, Department of | Direct | | IPA Conner, Sarah | 64.RD | | 10,162 | - |
| Veterans Affairs, Department of | Direct | | IPA DesJardins, Stephen | 64.RD | | 5,616 | - |
| Veterans Affairs, Department of | Direct | | IPA Doong, Alice | 64.RD | | 10,379 | - |
| Veterans Affairs, Department of | Direct | | IPA Doong, Alice | 64.RD | | 25,265 | - |
| Veterans Affairs, Department of | Direct | | IPA Elder, Katie | 64.RD | | 35,337 | - |
| Veterans Affairs, Department of | Direct | | IPA Elenbaas,Jared | 64.RD | | 27,739 | - |
| Veterans Affairs, Department of | Direct | | IPA Enache, Eric | 64.RD | | 4,241 | - |
| Veterans Affairs, Department of | Direct | | IPA Folhadella, Ana | 64.RD | | 2,978 | - |
| Veterans Affairs, Department of | Direct | | IPA Fries, Brant | 64.RD | | 23,597 | - |
| Veterans Affairs, Department of | Direct | | IPA Fries, Brant | 64.RD | | 73,990 | - |
| Veterans Affairs, Department of | Direct | | IPA Funnell,Martha | 64.RD | | 499 | - |

University of Michigan
Schedule of Expenditures of Federal Awards
For the Year Ended June 30, 2016

| Cluster Title/Federal Grantor/Program | Type | Pass-Through Grantor | Award Identifier | CFDA Number | CFDA Program Title | Federal Expenditures | Subrecipient |
|---------------------------------------|--------|----------------------|--------------------------------|-------------|--------------------|----------------------|--------------|
| Veterans Affairs, Department of | Direct | | IPA Gorelik, Gabriela | 64.RD | | 13,709 | - |
| Veterans Affairs, Department of | Direct | | IPA Green,Todd | 64.RD | | 6,152 | - |
| Veterans Affairs, Department of | Direct | | IPA Gregory, Lynn A | 64.RD | | 20,927 | - |
| Veterans Affairs, Department of | Direct | | IPA Ha, Jinkyung | 64.RD | | 3,193 | - |
| Veterans Affairs, Department of | Direct | | IPA Ha, Jinkyung | 64.RD | | 16,339 | - |
| Veterans Affairs, Department of | Direct | | IPA Harley, Jennifer | 64.RD | | 10,737 | - |
| Veterans Affairs, Department of | Direct | | IPA Harley, Jennifer | 64.RD | | 41,507 | - |
| Veterans Affairs, Department of | Direct | | IPA Harris, Diondra | 64.RD | | 13,930 | - |
| Veterans Affairs, Department of | Direct | | IPA Harris, Diondra | 64.RD | | 41,840 | - |
| Veterans Affairs, Department of | Direct | | IPA Harris, Richard | 64.RD | | 4,006 | - |
| Veterans Affairs, Department of | Direct | | IPA Harte, Steven | 64.RD | | 2,662 | - |
| Veterans Affairs, Department of | Direct | | IPA Harte,Steven | 64.RD | | 8,116 | - |
| Veterans Affairs, Department of | Direct | | IPA He, Fang | 64.RD | | 16,645 | - |
| Veterans Affairs, Department of | Direct | | IPA He, Yongqun | 64.RD | | 5,708 | - |
| Veterans Affairs, Department of | Direct | | IPA Hinkovska-Galcheva, Vania | 64.RD | | 14,589 | - |
| Veterans Affairs, Department of | Direct | | IPA Hinkovska-Galcheva, Vania | 64.RD | | 44,338 | - |
| Veterans Affairs, Department of | Direct | | IPA Howes, Margaret | 64.RD | | 15,131 | - |
| Veterans Affairs, Department of | Direct | | IPA Howes,Margaret | 64.RD | | 7,957 | - |
| Veterans Affairs, Department of | Direct | | IPA Ignacio, Rosalinda | 64.RD | | 10,427 | - |
| Veterans Affairs, Department of | Direct | | IPA Ignacio,Rosalinda | 64.RD | | 103,641 | - |
| Veterans Affairs, Department of | Direct | | IPA Jones, Tina | 64.RD | | 20,866 | - |
| Veterans Affairs, Department of | Direct | | IPA Jones, Tina (VA Acct# 354) | 64.RD | | (1,131) | - |
| Veterans Affairs, Department of | Direct | | IPA Jones, Tina (VA Acct# 358) | 64.RD | | 9,913 | - |
| Veterans Affairs, Department of | Direct | | IPA Kabeto, Mohammed | 64.RD | | 5,339 | - |
| Veterans Affairs, Department of | Direct | | IPA Kelly, Robert | 64.RD | | 22,491 | - |
| Veterans Affairs, Department of | Direct | | IPA Kelly, Robert | 64.RD | | 68,717 | - |
| Veterans Affairs, Department of | Direct | | IPA Klein, Debra | 64.RD | | 21,918 | - |
| Veterans Affairs, Department of | Direct | | IPA Knaus, Megan | 64.RD | | 19,025 | - |
| Veterans Affairs, Department of | Direct | | IPA Krans, Amy | 64.RD | | 13,881 | - |
| Veterans Affairs, Department of | Direct | | IPA Krans, Amy | 64.RD | | 42,476 | - |
| Veterans Affairs, Department of | Direct | | IPA Kwan, Raymond | 64.RD | | 56,291 | - |
| Veterans Affairs, Department of | Direct | | IPA Landis-Lewis,Zachary | 64.RD | | 23,955 | - |
| Veterans Affairs, Department of | Direct | | IPA Le, Lisa (VA Acct# 358) | 64.RD | | 879 | - |
| Veterans Affairs, Department of | Direct | | IPA Lee, Soo Jung | 64.RD | | (5,560) | - |
| Veterans Affairs, Department of | Direct | | IPA Lee, Soo Jung | 64.RD | | 22,067 | - |
| Veterans Affairs, Department of | Direct | | IPA Lee, Soo Jung | 64.RD | | 45,027 | - |
| Veterans Affairs, Department of | Direct | | IPA Lesnovskaya, Alina | 64.RD | | 21,905 | - |
| Veterans Affairs, Department of | Direct | | IPA Lewis, Danielle | 64.RD | | (173) | - |
| Veterans Affairs, Department of | Direct | | IPA Li, Duan | 64.RD | | 13,394 | - |
| Veterans Affairs, Department of | Direct | | IPA Liu, Tiecheng | 64.RD | | 40,278 | - |
| Veterans Affairs, Department of | Direct | | IPA Mann, Jason | 64.RD | | 3,015 | - |
| Veterans Affairs, Department of | Direct | | IPA Mann, Jason | 64.RD | | 20,846 | - |
| Veterans Affairs, Department of | Direct | | IPA Marcotte, John | 64.RD | | 13,456 | - |
| Veterans Affairs, Department of | Direct | | IPA Mase, Rebecca | 64.RD | | 25,893 | - |
| Veterans Affairs, Department of | Direct | | IPA Mase, Rebecca | 64.RD | | 79,166 | - |
| Veterans Affairs, Department of | Direct | | IPA McCammon, Ryan Jay | 64.RD | | 27,778 | - |
| Veterans Affairs, Department of | Direct | | IPA McCloskey, Lisa | 64.RD | | 34,694 | - |
| Veterans Affairs, Department of | Direct | | IPA Metko, Valbona | 64.RD | | 19,870 | - |
| Veterans Affairs, Department of | Direct | | IPA Metko, Valbona | 64.RD | | 47,291 | - |
| Veterans Affairs, Department of | Direct | | IPA Murphy, Geoffrey | 64.RD | | 1,536 | - |
| Veterans Affairs, Department of | Direct | | IPA Murphy, Geoffrey | 64.RD | | 4,681 | - |
| Veterans Affairs, Department of | Direct | | IPA Myers, Aimee | 64.RD | | 21,016 | - |
| Veterans Affairs, Department of | Direct | | IPA Myers, Aimee | 64.RD | | 14,215 | - |
| Veterans Affairs, Department of | Direct | | IPA Myers, Aimee | 64.RD | | 17,007 | - |
| Veterans Affairs, Department of | Direct | | IPA Myers, Aimee | 64.RD | | 4,041 | - |
| Veterans Affairs, Department of | Direct | | IPA Nabozny, Martina | 64.RD | | 16,018 | - |
| Veterans Affairs, Department of | Direct | | IPA Nabozny, Martina | 64.RD | | 49,238 | - |
| Veterans Affairs, Department of | Direct | | IPA Nowak, Cheryl | 64.RD | | 16,832 | - |
| Veterans Affairs, Department of | Direct | | IPA Nowak, Cheryl | 64.RD | | 50,861 | - |
| Veterans Affairs, Department of | Direct | | IPA Nowak, Michael | 64.RD | | 5,882 | - |
| Veterans Affairs, Department of | Direct | | IPA Nowak, Mike | 64.RD | | 1,074 | - |
| Veterans Affairs, Department of | Direct | | IPA Nyquist, Linda | 64.RD | | 2,510 | - |
| Veterans Affairs, Department of | Direct | | IPA O'Reilly, Dennis | 64.RD | | 2,555 | - |
| Veterans Affairs, Department of | Direct | | IPA O'Reilly, Dennis | 64.RD | | 2,272 | - |
| Veterans Affairs, Department of | Direct | | IPA Patel, Nita | 64.RD | | 27,035 | - |
| Veterans Affairs, Department of | Direct | | IPA Patel, Nita | 64.RD | | 82,422 | - |
| Veterans Affairs, Department of | Direct | | IPA Pearl, Naw | 64.RD | | 60,941 | - |
| Veterans Affairs, Department of | Direct | | IPA Petersen, Laura | 64.RD | | 2,200 | - |
| Veterans Affairs, Department of | Direct | | IPA Petrou, Myria | 64.RD | | 8,678 | - |
| Veterans Affairs, Department of | Direct | | IPA Presnell, Philip | 64.RD | | 10,693 | - |
| Veterans Affairs, Department of | Direct | | IPA Presnell,Philip | 64.RD | | 4,007 | - |
| Veterans Affairs, Department of | Direct | | IPA Quinn,Martha | 64.RD | | 21,527 | - |
| Veterans Affairs, Department of | Direct | | IPA Rahman, Moshiur | 64.RD | | 87,338 | - |
| Veterans Affairs, Department of | Direct | | IPA Ramaswami, Vijayalakshmi | 64.RD | | 872 | - |
| Veterans Affairs, Department of | Direct | | IPA Ramaswami, Viji | 64.RD | | 437 | - |
| Veterans Affairs, Department of | Direct | | IPA Reyes | 64.RD | | 3,235 | - |
| Veterans Affairs, Department of | Direct | | IPA Rogers, Mary (HSR&D) | 64.RD | | 42,393 | - |
| Veterans Affairs, Department of | Direct | | IPA Rose, Patricia | 64.RD | | 19,433 | - |

University of Michigan
Schedule of Expenditures of Federal Awards
For the Year Ended June 30, 2016

| Cluster Title/Federal Grantor/Program | Type | Pass-Through Grantor | Award Identifier | CFDA Number | CFDA Program Title | Federal Expenditures | Subrecipient |
|---------------------------------------|--------|----------------------|--------------------------------|-------------|--------------------|----------------------|--------------|
| Veterans Affairs, Department of | Direct | | IPA Rose, Patricia | 64.RD | | 59,241 | - |
| Veterans Affairs, Department of | Direct | | IPA Rumble, Julia (VA Acct# 35 | 64.RD | | (962) | - |
| Veterans Affairs, Department of | Direct | | IPA Rumble, Julia (VA Acct# 35 | 64.RD | | 3,458 | - |
| Veterans Affairs, Department of | Direct | | IPA Saban, Rachel | 64.RD | | 7,858 | - |
| Veterans Affairs, Department of | Direct | | IPA Sarosh, Cyrus | 64.RD | | 3,207 | - |
| Veterans Affairs, Department of | Direct | | IPA Scarpace, Diane | 64.RD | | 99,107 | - |
| Veterans Affairs, Department of | Direct | | IPA Scheer,Kodi | 64.RD | | (31) | - |
| Veterans Affairs, Department of | Direct | | IPA Sharpe, Sierra | 64.RD | | 35,396 | - |
| Veterans Affairs, Department of | Direct | | IPA Shay, Barbara | 64.RD | | 10,268 | - |
| Veterans Affairs, Department of | Direct | | IPA Shay, Barbara | 64.RD | | 23,049 | - |
| Veterans Affairs, Department of | Direct | | IPA Shipp,Valeria | 64.RD | | 9,789 | - |
| Veterans Affairs, Department of | Direct | | IPA Spiegel, Joyce | 64.RD | | 37,767 | - |
| Veterans Affairs, Department of | Direct | | IPA Spiegel,Joyce | 64.RD | | 14,703 | - |
| Veterans Affairs, Department of | Direct | | IPA Spinner, Jane | 64.RD | | 14,318 | - |
| Veterans Affairs, Department of | Direct | | IPA Spinner, Jane | 64.RD | | 36,493 | - |
| Veterans Affairs, Department of | Direct | | IPA Stano,Claire | 64.RD | | 13,779 | - |
| Veterans Affairs, Department of | Direct | | IPA Stoll, Shelley | 64.RD | | 87,852 | - |
| Veterans Affairs, Department of | Direct | | IPA Stone,Sierra | 64.RD | | 9,343 | - |
| Veterans Affairs, Department of | Direct | | IPA Strickland, Faith | 64.RD | | 4,377 | - |
| Veterans Affairs, Department of | Direct | | IPA Strunk, Danielle | 64.RD | | 2,535 | - |
| Veterans Affairs, Department of | Direct | | IPA Sun, Xiankui | 64.RD | | 57,118 | - |
| Veterans Affairs, Department of | Direct | | IPA Sutton, Michael | 64.RD | | 2,915 | - |
| Veterans Affairs, Department of | Direct | | IPA Sutton, Michael | 64.RD | | 9,239 | - |
| Veterans Affairs, Department of | Direct | | IPA Teitz-Tennenbaum, Seagal | 64.RD | | 82,426 | - |
| Veterans Affairs, Department of | Direct | | IPA Tholen, Clifford | 64.RD | | 6,644 | - |
| Veterans Affairs, Department of | Direct | | IPA Tholen,Clifford | 64.RD | | 5,039 | - |
| Veterans Affairs, Department of | Direct | | IPA Tidball, Andrew | 64.RD | | 26,445 | - |
| Veterans Affairs, Department of | Direct | | IPA Van den Brulle, Andrea | 64.RD | | 2,887 | - |
| Veterans Affairs, Department of | Direct | | IPA Vollmer, Alan | 64.RD | | 25,049 | - |
| Veterans Affairs, Department of | Direct | | IPA Walton,Maureen | 64.RD | | 6,628 | - |
| Veterans Affairs, Department of | Direct | | IPA Wang, Hui | 64.RD | | 33,589 | - |
| Veterans Affairs, Department of | Direct | | IPA Wang, Jintao | 64.RD | | 34,579 | - |
| Veterans Affairs, Department of | Direct | | IPA Warshal, Wendy | 64.RD | | 4,943 | - |
| Veterans Affairs, Department of | Direct | | IPA Warshal,Wendy | 64.RD | | 15,121 | - |
| Veterans Affairs, Department of | Direct | | IPA Wealthy, Alyssa | 64.RD | | 8,078 | - |
| Veterans Affairs, Department of | Direct | | IPA Welsh, Robert | 64.RD | | 5,226 | - |
| Veterans Affairs, Department of | Direct | | IPA Wilke, Carol | 64.RD | | 7,978 | - |
| Veterans Affairs, Department of | Direct | | IPA Wilke, Carol | 64.RD | | 25,203 | - |
| Veterans Affairs, Department of | Direct | | IPA Winter, Suzanne | 64.RD | | 5,979 | - |
| Veterans Affairs, Department of | Direct | | IPA Wu, Zetang | 64.RD | | 16,279 | - |
| Veterans Affairs, Department of | Direct | | IPA Wu, Zetang | 64.RD | | 62,446 | - |
| Veterans Affairs, Department of | Direct | | IPA Xu, Jintao | 64.RD | | 46,870 | - |
| Veterans Affairs, Department of | Direct | | IPA Yeagley, Emily | 64.RD | | 4,805 | - |
| Veterans Affairs, Department of | Direct | | IPA Yeagley,Emily | 64.RD | | 33,056 | - |
| Veterans Affairs, Department of | Direct | | IPA Yosef, Matheos | 64.RD | | 17,405 | - |
| Veterans Affairs, Department of | Direct | | IPA Zarb, Stephanie | 64.RD | | 3,984 | - |
| Veterans Affairs, Department of | Direct | | IPA Zarb,Stephanie | 64.RD | | 55,867 | - |
| Veterans Affairs, Department of | Direct | | IPA Zhang, Huailin | 64.RD | | 10,408 | - |
| Veterans Affairs, Department of | Direct | | IPA Zhang, Huailin | 64.RD | | 32,039 | - |
| Veterans Affairs, Department of | Direct | | IPA Zhang, Xiaojie | 64.RD | | 16,747 | - |
| Veterans Affairs, Department of | Direct | | IPA Zhang, Xiaojie | 64.RD | | 53,844 | - |
| Veterans Affairs, Department of | Direct | | IPA Zhu, Ji | 64.RD | | 2,782 | - |
| Veterans Affairs, Department of | Direct | | IPA Zikmund-Fisher, Brian | 64.RD | | 3,268 | - |
| Veterans Affairs, Department of | Direct | | IPA Zikmund-Fisher, Brian | 64.RD | | 9,981 | - |
| Veterans Affairs, Department of | Direct | | IPA, Clauw, Andrew | 64.RD | | 2,065 | - |
| Veterans Affairs, Department of | Direct | | IPA, Crumb, Ian | 64.RD | | 7,309 | - |
| Veterans Affairs, Department of | Direct | | IPA, Kwan, Raymond | 64.RD | | 19,056 | - |
| Veterans Affairs, Department of | Direct | | IPA, Liu, Tiecheng | 64.RD | | 19,929 | - |
| Veterans Affairs, Department of | Direct | | IPA, Mortensen, Richard | 64.RD | | 2,446 | - |
| Veterans Affairs, Department of | Direct | | IPA-Brady West | 64.RD | | 104 | - |
| Veterans Affairs, Department of | Direct | | IPA-James Lepkowski | 64.RD | | 536 | - |
| Veterans Affairs, Department of | Direct | | IPA-Kim,Hyungjin | 64.RD | | 51,864 | - |
| Veterans Affairs, Department of | Direct | | IPA-Miller,Erin | 64.RD | | 5,656 | - |
| Veterans Affairs, Department of | Direct | | IPA-Yosef,Matheos | 64.RD | | 69,205 | - |
| Veterans Affairs, Department of | Direct | | PO#IPA Kahn, Valerie | 64.RD | | 3,159 | - |
| Veterans Affairs, Department of | Direct | | VA IPA GALECKI,ARTUR | 64.RD | | 4,554 | - |
| Veterans Affairs, Department of | Direct | | VA IPA Hoelscher,Alise R | 64.RD | | 8,360 | - |
| Veterans Affairs, Department of | Direct | | VA IPA KLEIN,DEBBIE | 64.RD | | 5,349 | - |
| Veterans Affairs, Department of | Direct | | VA IPA KOZIOLE,LEO | 64.RD | | 39,284 | - |
| Veterans Affairs, Department of | Direct | | VA IPA MURPHY,GEOFFREY | 64.RD | | 11,702 | - |
| Veterans Affairs, Department of | Direct | | VA IPA NELLETT,TIMOTHY | 64.RD | | 6,676 | - |
| Veterans Affairs, Department of | Direct | | VA IPA THOMAS,LAURA | 64.RD | | 24,518 | - |
| Veterans Affairs, Department of | Direct | | VA IPA,Geoffrey,Murphy | 64.RD | | 3,839 | - |
| Veterans Affairs, Department of | Direct | | VA/IPA CONNER,SARAH | 64.RD | | 15,740 | - |
| Veterans Affairs, Department of | Direct | | VA/IPA SCARPACE,DIANE | 64.RD | | 22,887 | - |
| Veterans Affairs, Department of | Direct | | VA246-12-C-0259 #483-C40022 | 64.RD | | 77,926 | - |
| Veterans Affairs, Department of | Direct | | VA251-14-C-0098 | 64.RD | | 774 | - |
| Veterans Affairs, Department of | Direct | | VA251-15-C-0063 | 64.RD | | 61,697 | - |

University of Michigan
Schedule of Expenditures of Federal Awards
For the Year Ended June 30, 2016

| Cluster Title/Federal Grantor/Program | Type | Pass-Through Grantor | Award Identifier | CFDA Number | CFDA Program Title | Federal Expenditures | Subrecipient |
|---------------------------------------|--------------|--|---------------------------------------|-------------|--|----------------------|--------------|
| Veterans Affairs, Department of | Direct | | VA251-15-C-0171 | 64.RD | | 43,523 | - |
| Veterans Affairs, Department of | Direct | | VA251-15-D-0057 | 64.RD | | 91,060 | - |
| Veterans Affairs, Department of | Direct | | VA-IPA-Giger, Roman | 64.RD | | 4,890 | - |
| Veterans Affairs, Department of | Direct | | VA-IPA-Giger, Roman | 64.RD | | 16,269 | - |
| Veterans Affairs, Department of | Direct | | VA-IPA-Halsey, Karin | 64.RD | | 117 | - |
| Veterans Affairs, Department of | Direct | | ZHU,JI | 64.RD | | 8,341 | - |
| Veterans Affairs, Department of | Pass-Through | Intelligent Prosthetic Systems | Sponsor Check #2197 | 64.RD | | 19,921 | - |
| | | | Total Veterans Affairs, Department of | | | \$ 4,106,090 | \$ - |
| Environmental Protection Agency | Pass-Through | American Chemistry Council | 4949 | 66.RD | | \$ 118,663 | \$ - |
| Environmental Protection Agency | Pass-Through | Battelle Memorial Institute | 431348 | 66.RD | | 25,560 | - |
| | | | | | | \$ 144,223 | \$ - |
| Environmental Protection Agency | Direct | | 83594901 | 66.037 | Internships, Training and Workshops for the Office of Air and Radiation | \$ 170,792 | \$ - |
| Environmental Protection Agency | Pass-Through | Michigan, State of, Environmental Quality, Department of | 2051 Contract 2014-0100 | 66.454 | Water Quality Management Planning | \$ 25,315 | \$ - |
| Environmental Protection Agency | Pass-Through | The Stewardship Network | GL-00E01461 | 66.469 | Great Lakes Program | \$ 2,851 | \$ - |
| Environmental Protection Agency | Pass-Through | Health Effects Institute (HEI) | 4940-RFA13-1/14-1-2 | 66.500 | Environmental Protection_Consolidated Research | \$ 169,526 | \$ 41,736 |
| Environmental Protection Agency | Pass-Through | Health Effects Institute (HEI) | 4940-RFA13-1/14-1-3 | 66.500 | Environmental Protection_Consolidated Research | 88,878 | - |
| | | | | | | \$ 258,404 | \$ 41,736 |
| Environmental Protection Agency | Direct | | 83543601 | 66.509 | Science To Achieve Results (STAR) Research Program | \$ 546,151 | \$ 100,157 |
| Environmental Protection Agency | Direct | | 83563701 | 66.509 | Science To Achieve Results (STAR) Research Program | 408,330 | 24,657 |
| Environmental Protection Agency | Direct | | 83564401 | 66.509 | Science To Achieve Results (STAR) Research Program | 336,718 | - |
| Environmental Protection Agency | Direct | | RD-83374001 | 66.509 | Science To Achieve Results (STAR) Research Program | (635) | - |
| Environmental Protection Agency | Direct | | RD-83486001-0 | 66.509 | Science To Achieve Results (STAR) Research Program | 10,294 | 2,898 |
| Environmental Protection Agency | Direct | | RD83517001 | 66.509 | Science To Achieve Results (STAR) Research Program | 153,592 | 147,785 |
| Environmental Protection Agency | Pass-Through | Michigan State University | RC063384UM-BC | 66.509 | Science To Achieve Results (STAR) Research Program | 65,739 | - |
| Environmental Protection Agency | Pass-Through | Michigan State University | RC063384UM-EC | 66.509 | Science To Achieve Results (STAR) Research Program | 266,835 | - |
| Environmental Protection Agency | Pass-Through | Michigan State University | RC063384UM-P1 | 66.509 | Science To Achieve Results (STAR) Research Program | 389,320 | 84,737 |
| Environmental Protection Agency | Pass-Through | Water Environment Research Foundation | STAR_N1R14 | 66.509 | Science To Achieve Results (STAR) Research Program | 118,998 | 10,377 |
| Environmental Protection Agency | Pass-Through | Western Michigan University | 7770-4-UM | 66.509 | Science To Achieve Results (STAR) Research Program | 3,662 | - |
| | | | | | | \$ 2,299,004 | \$ 370,611 |
| Environmental Protection Agency | Direct | | FP-91765801-0 | 66.514 | Science To Achieve Results (STAR) Fellowship Program | \$ 21,237 | \$ - |
| Environmental Protection Agency | Pass-Through | University of Notre Dame, The | UND Fund #202512 | 66.514 | Science To Achieve Results (STAR) Fellowship Program | 4,098 | - |
| | | | | | | \$ 25,335 | \$ - |
| Environmental Protection Agency | Pass-Through | Great Lakes Fishery Trust | 2015.1583 | 66.951 | Environmental Education Grants | \$ 37,545 | \$ - |
| | | | Total Environmental Protection Agency | | | \$ 2,963,469 | \$ 412,347 |
| Nuclear Regulatory Commission | Direct | | NRC-04-10-149 | 77.RD | | \$ 8,888 | \$ - |
| Nuclear Regulatory Commission | Direct | | NRC-HQ-60-15-C-0012 | 77.RD | | 219,969 | - |
| Nuclear Regulatory Commission | Pass-Through | Purdue University | 4112-64315 | 77.RD | | 394,081 | - |
| | | | | | | \$ 622,938 | \$ - |
| Nuclear Regulatory Commission | Direct | | NRC-HQ-13-G-38-0007 | 77.008 | U.S. Nuclear Regulatory Commission Scholarship and Fellowship Program | \$ 108,889 | \$ - |
| Nuclear Regulatory Commission | Direct | | NRC-HQ-13-G-38-0024 | 77.008 | U.S. Nuclear Regulatory Commission Scholarship and Fellowship Program | 103,469 | - |
| Nuclear Regulatory Commission | Direct | | NRC-HQ-84-14-G0043 | 77.008 | U.S. Nuclear Regulatory Commission Scholarship and Fellowship Program | 102,342 | - |
| Nuclear Regulatory Commission | Direct | | NRC-HQ-84-15-G-0039 | 77.008 | U.S. Nuclear Regulatory Commission Scholarship and Fellowship Program | 23,853 | - |
| | | | | | | \$ 338,553 | \$ - |
| Nuclear Regulatory Commission | Direct | | NRC-HQ-12-G-04-0083 | 77.009 | U.S. Nuclear Regulatory Commission Office of Research Financial Assistance Program | \$ (1,299) | \$ - |
| Nuclear Regulatory Commission | Direct | | NRC-HQ-60-14-G-0008 | 77.009 | U.S. Nuclear Regulatory Commission Office of Research Financial Assistance Program | 97,107 | - |
| Nuclear Regulatory Commission | Direct | | NRC-HQ-60-14-G-0018 | 77.009 | U.S. Nuclear Regulatory Commission Office of Research Financial Assistance Program | 10,000 | - |
| | | | Total Nuclear Regulatory Commission | | | \$ 105,808 | \$ - |
| | | | | | | \$ 1,067,299 | \$ - |
| Energy, Department of | Direct | | DE-SC0013393 | 81.RD | | \$ 121,120 | \$ - |
| Energy, Department of | Direct | | DE-SC0013961 | 81.RD | | 15,914 | - |
| Energy, Department of | Pass-Through | Alliance for Sustainable Energy, LLC | XHD-4-42014-01 | 81.RD | | 110,616 | - |
| Energy, Department of | Pass-Through | Argonne National Laboratory | 3F-31141 | 81.RD | | 1,238,972 | - |
| Energy, Department of | Pass-Through | Argonne National Laboratory | Subcontract No 6F-30844 | 81.RD | | 99,578 | - |
| Energy, Department of | Pass-Through | Battelle Energy Alliance, LLC | 00089651 | 81.RD | | (6,206) | (6,206) |
| Energy, Department of | Pass-Through | Battelle Energy Alliance, LLC | 120441 | 81.RD | | 206,269 | 64,350 |
| Energy, Department of | Pass-Through | Battelle Energy Alliance, LLC | 00127073 | 81.RD | | 228,591 | 11,217 |
| Energy, Department of | Pass-Through | Battelle Energy Alliance, LLC | 00128697 | 81.RD | | 67,534 | 46,450 |
| Energy, Department of | Pass-Through | Battelle Energy Alliance, LLC | Contract No. 00120072 | 81.RD | | (10,000) | (10,000) |
| Energy, Department of | Pass-Through | Brookhaven Science Associates, LLC | 241382 | 81.RD | | 220,890 | - |
| Energy, Department of | Pass-Through | Brookhaven Science Associates, LLC | 302986 | 81.RD | | 144,420 | - |
| Energy, Department of | Pass-Through | Brookhaven Science Associates, LLC | BNL-0000280089 | 81.RD | | 5,205 | - |
| Energy, Department of | Pass-Through | CapeSym | Roundtable Research Agreement | 81.RD | | 92,198 | - |
| Energy, Department of | Pass-Through | Colorado School of Mines | 400465/0134119 | 81.RD | | 104,766 | - |
| Energy, Department of | Pass-Through | Drexel University | 210035-3668 | 81.RD | | 123,480 | - |
| Energy, Department of | Pass-Through | Ford Motor Company | A10 P000 121604 | 81.RD | | - | - |
| Energy, Department of | Pass-Through | Ford Motor Company | A10 PO09157787 | 81.RD | | 5,370 | - |

University of Michigan
Schedule of Expenditures of Federal Awards
For the Year Ended June 30, 2016

| Cluster Title/Federal Grantor/Program | Type | Pass-Through Grantor | Award Identifier | CFDA Number | CFDA Program Title | Federal Expenditures | Subrecipient |
|---------------------------------------|--------------|--|--------------------------------|-------------|--|----------------------|-------------------|
| Energy, Department of | Pass-Through | Ford Motor Company | RQ13-085R05 | 81.RD | | 423,843 | - |
| Energy, Department of | Pass-Through | Ford Motor Company | RQ14-337R01 | 81.RD | | 94,119 | - |
| Energy, Department of | Pass-Through | GE Global Research | P.O. 401002231 | 81.RD | | 140,592 | - |
| Energy, Department of | Pass-Through | General Motors Corporation | PR7570MZ 001 | 81.RD | | 150,486 | - |
| Energy, Department of | Pass-Through | General Motors Corporation | TCS26480 | 81.RD | | (578) | - |
| Energy, Department of | Pass-Through | Georgia Institute of Technology | RD537-S3 | 81.RD | | 303,971 | - |
| Energy, Department of | Pass-Through | Idaho National Engineering and Environmental Laboratory | 00133097 | 81.RD | | 53,508 | - |
| Energy, Department of | Pass-Through | Idaho National Lab | 166012 | 81.RD | | 40,713 | - |
| Energy, Department of | Pass-Through | Integrated Sensors, LLC | Agreement | 81.RD | | 9,208 | - |
| Energy, Department of | Pass-Through | Lawrence Livermore National Security, LLC | B607219 | 81.RD | | (103) | - |
| Energy, Department of | Pass-Through | Lawrence Livermore National Security, LLC | B608839 | 81.RD | | 34,382 | - |
| Energy, Department of | Pass-Through | Lawrence Livermore National Security, LLC | B609357 | 81.RD | | (402) | - |
| Energy, Department of | Pass-Through | Lawrence Livermore National Security, LLC | B611071 | 81.RD | | 43,038 | - |
| Energy, Department of | Pass-Through | Lawrence Livermore National Security, LLC | B613734 | 81.RD | | 32,594 | - |
| Energy, Department of | Pass-Through | Lawrence Livermore National Security, LLC | B614207 | 81.RD | | 1,117,783 | - |
| Energy, Department of | Pass-Through | Lawrence Livermore National Security, LLC | B615083 | 81.RD | | 112,156 | - |
| Energy, Department of | Pass-Through | Los Alamos National Security, LLC | 270958 | 81.RD | | 133,007 | - |
| Energy, Department of | Pass-Through | Los Alamos National Security, LLC | 375553 | 81.RD | | 13,256 | - |
| Energy, Department of | Pass-Through | Los Alamos National Security, LLC | 154750-272870 | 81.RD | | 137,674 | - |
| Energy, Department of | Pass-Through | Los Alamos National Security, LLC | 343091 / 154750 | 81.RD | | 14,766 | - |
| Energy, Department of | Pass-Through | Los Alamos National Security, LLC | BA #367023 Subcontract# 370629 | 81.RD | | 43,613 | - |
| Energy, Department of | Pass-Through | Los Alamos National Security, LLC | BA 154750/#315616 | 81.RD | | 20,589 | 10,678 |
| Energy, Department of | Pass-Through | Los Alamos National Security, LLC | BA 154750/#320801 | 81.RD | | 173,414 | - |
| Energy, Department of | Pass-Through | Los Alamos National Security, LLC | BA 154750/Subcontract# 312531 | 81.RD | | 49,333 | - |
| Energy, Department of | Pass-Through | Los Alamos National Security, LLC | BA# 154750/SC# 343761 | 81.RD | | 50,000 | - |
| Energy, Department of | Pass-Through | Los Alamos National Security, LLC | BA# 154750/SC# 343879 | 81.RD | | 35,000 | - |
| Energy, Department of | Pass-Through | Louisiana State University | 96500 | 81.RD | | (30,380) | - |
| Energy, Department of | Pass-Through | National Renewable Energy Laboratory | XXL-3-23452-01 | 81.RD | | 41,288 | - |
| Energy, Department of | Pass-Through | Oak Ridge National Laboratory | 4000083689 | 81.RD | | 10,983 | - |
| Energy, Department of | Pass-Through | Oak Ridge National Laboratory | 4000135076 | 81.RD | | 184,678 | - |
| Energy, Department of | Pass-Through | Oak Ridge National Laboratory | 4000136101 | 81.RD | | 270,032 | - |
| Energy, Department of | Pass-Through | Oak Ridge National Laboratory | 4000136608 | 81.RD | | 273,805 | - |
| Energy, Department of | Pass-Through | Oak Ridge National Laboratory | 4000138067 | 81.RD | | 83,242 | - |
| Energy, Department of | Pass-Through | Oak Ridge National Laboratory | 4000139648 | 81.RD | | 15,000 | - |
| Energy, Department of | Pass-Through | Oak Ridge National Laboratory | 4000139712 | 81.RD | | 79,683 | - |
| Energy, Department of | Pass-Through | Oak Ridge National Laboratory | 4000144102 | 81.RD | | 35,192 | - |
| Energy, Department of | Pass-Through | Pacific Northwest National Laboratories | 246575 | 81.RD | | 37,141 | - |
| Energy, Department of | Pass-Through | Pennsylvania State University | 4909-UM-VG-4089 | 81.RD | | 437,967 | - |
| Energy, Department of | Pass-Through | Princeton University | S014754-H | 81.RD | | 37,895 | - |
| Energy, Department of | Pass-Through | Rutgers University | R877164 (4-24350) | 81.RD | | - | - |
| Energy, Department of | Pass-Through | Sandia National Laboratories | 1081780 | 81.RD | | 23,004 | - |
| Energy, Department of | Pass-Through | Sandia National Laboratories | 1383085 | 81.RD | | 42,800 | - |
| Energy, Department of | Pass-Through | Sandia National Laboratories | 1485136 | 81.RD | | 38,487 | - |
| Energy, Department of | Pass-Through | Sandia National Laboratories | 1511621 | 81.RD | | 152,789 | - |
| Energy, Department of | Pass-Through | Sandia National Laboratories | 1589269 | 81.RD | | 35,000 | - |
| Energy, Department of | Pass-Through | Sandia National Laboratories | 1626776 | 81.RD | | 77,751 | - |
| Energy, Department of | Pass-Through | SLAC National Accelerator Laboratory | 160284 | 81.RD | | 50,666 | - |
| Energy, Department of | Pass-Through | United States Automotive Materials Partnership LLC | 13-2815-AMP | 81.RD | | 7,394 | - |
| Energy, Department of | Pass-Through | United States Automotive Materials Partnership LLC | 13-2816-AMP | 81.RD | | 18,711 | - |
| Energy, Department of | Pass-Through | United States Automotive Materials Partnership LLC | 15-2917-AMP | 81.RD | | 11,876 | - |
| Energy, Department of | Pass-Through | United States Automotive Materials Partnership LLC | 5514-2889-AMP Project AMP800 | 81.RD | | 9,844 | - |
| Energy, Department of | Pass-Through | University of California - Irvine | 2015-3156 | 81.RD | | 83,319 | - |
| Energy, Department of | Pass-Through | University of California - Lawrence Berkeley National Laboratory | 7207429 | 81.RD | | 7,217 | - |
| Energy, Department of | Pass-Through | University of California - Lawrence Berkeley National Laboratory | 7213371 | 81.RD | | 97,238 | - |
| Energy, Department of | Pass-Through | University of California - Lawrence Berkeley National Laboratory | 7234031 | 81.RD | | 361,169 | - |
| Energy, Department of | Pass-Through | University of California - Lawrence Berkeley National Laboratory | 7261019 | 81.RD | | 667 | - |
| Energy, Department of | Pass-Through | University of California - Lawrence Berkeley National Laboratory | 7263193 | 81.RD | | 95,803 | - |
| Energy, Department of | Pass-Through | University of California - Lawrence Berkeley National Laboratory | Subcontract 7264325 | 81.RD | | 77,657 | - |
| Energy, Department of | Pass-Through | University of Illinois at Chicago | 2013-00136-01 | 81.RD | | 71,570 | - |
| Energy, Department of | Pass-Through | University of Tennessee | A13-0708-S001 | 81.RD | | 70,527 | - |
| Energy, Department of | Pass-Through | University of Texas at Austin | UTA13-000660 | 81.RD | | 39,219 | - |
| Energy, Department of | Pass-Through | UT-Battelle, LLC | 4000101356 | 81.RD | | 47,047 | 1,832 |
| Energy, Department of | Pass-Through | UT-Battelle, LLC | 4000109889 | 81.RD | | (4,014) | 10,155 |
| Energy, Department of | Pass-Through | UT-Battelle, LLC | 4000140128 | 81.RD | | 648,167 | - |
| Energy, Department of | Pass-Through | UT-Battelle, LLC | 4000140129 | 81.RD | | 674,028 | - |
| | | | | | | \$ 10,209,141 | \$ 128,476 |
| Energy, Department of | Direct | | DE FG02 04 ER41331 | 81.049 | Office of Science Financial Assistance Program | \$ 58,566 | - |
| Energy, Department of | Direct | | DE FG02 05 ER15686 | 81.049 | Office of Science Financial Assistance Program | 96,060 | - |
| Energy, Department of | Direct | | DE SC0008062 | 81.049 | Office of Science Financial Assistance Program | 180,876 | - |
| Energy, Department of | Direct | | DE SC0008352 | 81.049 | Office of Science Financial Assistance Program | 97,073 | - |
| Energy, Department of | Direct | | DE SC0010621 | 81.049 | Office of Science Financial Assistance Program | 164,962 | - |
| Energy, Department of | Direct | | DE-FG02-06ER15783 | 81.049 | Office of Science Financial Assistance Program | 79,262 | - |
| Energy, Department of | Direct | | DE-FG02-06ER46273 | 81.049 | Office of Science Financial Assistance Program | 106,062 | - |
| Energy, Department of | Direct | | DE-FG02-07ER15887 | 81.049 | Office of Science Financial Assistance Program | 148,869 | - |
| Energy, Department of | Direct | | DE-FG02-07ER15904 | 81.049 | Office of Science Financial Assistance Program | 247,223 | - |
| Energy, Department of | Direct | | DE-FG02-08ER15931 | 81.049 | Office of Science Financial Assistance Program | 202,998 | - |
| Energy, Department of | Direct | | DE-FG02-08ER15997 | 81.049 | Office of Science Financial Assistance Program | 109,117 | - |
| Energy, Department of | Direct | | DE-FG02-08ER46525 | 81.049 | Office of Science Financial Assistance Program | 375,801 | 230,430 |

University of Michigan
Schedule of Expenditures of Federal Awards
For the Year Ended June 30, 2016

| Cluster Title/Federal Grantor/Program | Type | Pass-Through Grantor | Award Identifier | CFDA Number | CFDA Program Title | Federal Expenditures | Subrecipient |
|---------------------------------------|--------------|------------------------------------|--------------------------------|-------------|--|----------------------|---------------------|
| Energy, Department of | Direct | | DE-FG02-97ER45656 | 81.049 | Office of Science Financial Assistance Program | (3,914) | - |
| Energy, Department of | Direct | | DE-FG03-07ER46416 | 81.049 | Office of Science Financial Assistance Program | (5) | - |
| Energy, Department of | Direct | | DE-NA0002956 | 81.049 | Office of Science Financial Assistance Program | 580,309 | - |
| Energy, Department of | Direct | | DE-SC0001939 | 81.049 | Office of Science Financial Assistance Program | 1,391,735 | 961,037 |
| Energy, Department of | Direct | | DE-SC0002619 | 81.049 | Office of Science Financial Assistance Program | 152,961 | - |
| Energy, Department of | Direct | | DE-SC0002645 | 81.049 | Office of Science Financial Assistance Program | 44,854 | - |
| Energy, Department of | Direct | | DE-SC0004850 | 81.049 | Office of Science Financial Assistance Program | (966) | - |
| Energy, Department of | Direct | | DE-SC0004871 | 81.049 | Office of Science Financial Assistance Program | 175,161 | - |
| Energy, Department of | Direct | | DE-SC0004888 | 81.049 | Office of Science Financial Assistance Program | 222,255 | - |
| Energy, Department of | Direct | | DE-SC0006587 | 81.049 | Office of Science Financial Assistance Program | 129,563 | - |
| Energy, Department of | Direct | | DE-SC0006684 | 81.049 | Office of Science Financial Assistance Program | 438 | - |
| Energy, Department of | Direct | | DE-SC0007042 | 81.049 | Office of Science Financial Assistance Program | (4,483) | - |
| Energy, Department of | Direct | | DE-SC0007859 | 81.049 | Office of Science Financial Assistance Program | 2,571,959 | - |
| Energy, Department of | Direct | | DE-SC0008110 | 81.049 | Office of Science Financial Assistance Program | 123,340 | - |
| Energy, Department of | Direct | | DE-SC0008486 | 81.049 | Office of Science Financial Assistance Program | 38,430 | - |
| Energy, Department of | Direct | | DE-SC0008574 | 81.049 | Office of Science Financial Assistance Program | 492,672 | - |
| Energy, Department of | Direct | | DE-SC0008637 | 81.049 | Office of Science Financial Assistance Program | 2,117,604 | 113,531 |
| Energy, Department of | Direct | | DE-SC0010341 | 81.049 | Office of Science Financial Assistance Program | 149,982 | - |
| Energy, Department of | Direct | | DE-SC0010342 | 81.049 | Office of Science Financial Assistance Program | 152,497 | - |
| Energy, Department of | Direct | | DE-SC0010381 | 81.049 | Office of Science Financial Assistance Program | 144,017 | - |
| Energy, Department of | Direct | | DE-SC0010541 | 81.049 | Office of Science Financial Assistance Program | 561,083 | - |
| Energy, Department of | Direct | | DE-SC0011078 | 81.049 | Office of Science Financial Assistance Program | 376,696 | 313,712 |
| Energy, Department of | Direct | | DE-SC0012295 | 81.049 | Office of Science Financial Assistance Program | 90,822 | - |
| Energy, Department of | Direct | | DE-SC0012327 | 81.049 | Office of Science Financial Assistance Program | 108,202 | - |
| Energy, Department of | Direct | | DE-SC0012328 | 81.049 | Office of Science Financial Assistance Program | 196,243 | - |
| Energy, Department of | Direct | | DE-SC0012479 | 81.049 | Office of Science Financial Assistance Program | 158,756 | - |
| Energy, Department of | Direct | | DE-SC0012482 | 81.049 | Office of Science Financial Assistance Program | 178,395 | - |
| Energy, Department of | Direct | | DE-SC0012484 | 81.049 | Office of Science Financial Assistance Program | 327,251 | - |
| Energy, Department of | Direct | | DE-SC0012969 | 81.049 | Office of Science Financial Assistance Program | 167,835 | - |
| Energy, Department of | Direct | | DE-SC0013520 | 81.049 | Office of Science Financial Assistance Program | 49,005 | - |
| Energy, Department of | Direct | | DE-SC0013562 | 81.049 | Office of Science Financial Assistance Program | 147,046 | - |
| Energy, Department of | Direct | | DE-SC0013962 | 81.049 | Office of Science Financial Assistance Program | 10,000 | - |
| Energy, Department of | Direct | | DE-SC0013971 | 81.049 | Office of Science Financial Assistance Program | 123,611 | - |
| Energy, Department of | Direct | | DE-SC0013991 | 81.049 | Office of Science Financial Assistance Program | 81,642 | - |
| Energy, Department of | Direct | | DE-SC0014132 | 81.049 | Office of Science Financial Assistance Program | 29,662 | - |
| Energy, Department of | Direct | | DE-SC0014134 | 81.049 | Office of Science Financial Assistance Program | 85,166 | - |
| Energy, Department of | Direct | | DE-SC0014136 | 81.049 | Office of Science Financial Assistance Program | 17,056 | - |
| Energy, Department of | Direct | | DE-SC0015394 | 81.049 | Office of Science Financial Assistance Program | 13,042 | - |
| Energy, Department of | Direct | | DE-SC0015708 | 81.049 | Office of Science Financial Assistance Program | 21,184 | - |
| Energy, Department of | Direct | | DE-SC0015782 | 81.049 | Office of Science Financial Assistance Program | 7,897 | - |
| Energy, Department of | Direct | | SC0006628 | 81.049 | Office of Science Financial Assistance Program | 68,594 | - |
| Energy, Department of | Direct | | SC0006630 | 81.049 | Office of Science Financial Assistance Program | 188,662 | 30,765 |
| Energy, Department of | Pass-Through | Binghamton University | 68799 | 81.049 | Office of Science Financial Assistance Program | 277,005 | - |
| Energy, Department of | Pass-Through | Clemson University | 1495-225-2008167 | 81.049 | Office of Science Financial Assistance Program | (24,715) | - |
| Energy, Department of | Pass-Through | Michigan State University | 61-3212D | 81.049 | Office of Science Financial Assistance Program | 3,194 | - |
| Energy, Department of | Pass-Through | Northwestern University | PROJ0001507 | 81.049 | Office of Science Financial Assistance Program | 2,047 | - |
| Energy, Department of | Pass-Through | Northwestern University | SP0027267-PROJ0007138 | 81.049 | Office of Science Financial Assistance Program | 225,700 | - |
| Energy, Department of | Pass-Through | Ohio State University, The | 60042071 | 81.049 | Office of Science Financial Assistance Program | 154,682 | - |
| Energy, Department of | Pass-Through | Radiation Monitoring Devices, Inc. | Subcontract C14-03 | 81.049 | Office of Science Financial Assistance Program | (1,597) | - |
| Energy, Department of | Pass-Through | University of Washington | 761460 | 81.049 | Office of Science Financial Assistance Program | (98) | - |
| | | | | | | \$ 13,989,346 | \$ 1,649,475 |
| Energy, Department of | Direct | | DE-EE0006434 | 81.086 | Conservation Research and Development | 157,541 | - |
| Energy, Department of | Direct | | DE-EE0006821 | 81.086 | Conservation Research and Development | 200,673 | - |
| Energy, Department of | Direct | | DE-EE0006831 | 81.086 | Conservation Research and Development | 353,196 | - |
| Energy, Department of | Direct | | DE-EE0007077 | 81.086 | Conservation Research and Development | 472,120 | 66,076 |
| Energy, Department of | Direct | | DE-EE0007212 | 81.086 | Conservation Research and Development | 144,894 | - |
| Energy, Department of | Pass-Through | Bosch-Rexroth Corporation | DE-EE0007307-01 | 81.086 | Conservation Research and Development | 63,781 | - |
| Energy, Department of | Pass-Through | Pennsylvania State University | 5377-UM-DOE-7278 | 81.086 | Conservation Research and Development | 9,159 | - |
| | | | | | | \$ 1,401,364 | \$ 66,076 |
| Energy, Department of | Direct | | DE-EE0005310 | 81.087 | Renewable Energy Research and Development | 254,950 | - |
| Energy, Department of | Direct | | DE-EE0005376 | 81.087 | Renewable Energy Research and Development | 59,974 | - |
| Energy, Department of | Direct | | DE-EE0006708 | 81.087 | Renewable Energy Research and Development | 315,957 | - |
| Energy, Department of | Direct | | DE-EE0007046 | 81.087 | Renewable Energy Research and Development | 224,096 | - |
| Energy, Department of | Direct | | DE-PI0000012 | 81.087 | Renewable Energy Research and Development | 2,175,369 | 927,822 |
| Energy, Department of | Pass-Through | Resolute Marine Energy (RME) | Consulting Agreement dtd 2/1/1 | 81.087 | Renewable Energy Research and Development | 51,942 | - |
| | | | | | | \$ 3,082,288 | \$ 927,822 |
| Energy, Department of | Direct | | DE-FE0007060 | 81.089 | Fossil Energy Research and Development | 31,996 | 30,866 |
| Energy, Department of | Direct | | DE-FE0007465 | 81.089 | Fossil Energy Research and Development | 178,064 | - |
| Energy, Department of | Direct | | DE-FE0025315 | 81.089 | Fossil Energy Research and Development | 132,724 | - |
| Energy, Department of | Pass-Through | University of Colorado | 1552340 | 81.089 | Fossil Energy Research and Development | 38,417 | - |
| Energy, Department of | Pass-Through | Washington University | WU-15-194 | 81.089 | Fossil Energy Research and Development | 115,572 | - |
| | | | | | | \$ 496,773 | \$ 30,866 |
| Energy, Department of | Direct | | DE-FG04-86NE37969 | 81.092 | Environmental Restoration | - | - |
| Energy, Department of | Direct | | DE NA0002727 | 81.112 | Stewardship Science Grant Program | 90,123 | - |
| Energy, Department of | Direct | | DE-NA0001840 | 81.112 | Stewardship Science Grant Program | (17,603) | - |
| Energy, Department of | Direct | | DE-NA0001977 | 81.112 | Stewardship Science Grant Program | 86,034 | - |
| Energy, Department of | Direct | | DE-NA0002032 | 81.112 | Stewardship Science Grant Program | (3,112) | - |
| Energy, Department of | Direct | | DE-NA0002372 | 81.112 | Stewardship Science Grant Program | 386,408 | - |

University of Michigan
Schedule of Expenditures of Federal Awards
For the Year Ended June 30, 2016

| Cluster Title/Federal Grantor/Program | Type | Pass-Through Grantor | Award Identifier | CFDA Number | CFDA Program Title | Federal Expenditures | Subrecipient |
|---------------------------------------|--------------|--|-----------------------------|-------------|---|----------------------|---------------------|
| Energy, Department of | Direct | | DE-NA0002719 | 81.112 | Stewardship Science Grant Program | 194,407 | - |
| Energy, Department of | Direct | | DE-NA0002723 | 81.112 | Stewardship Science Grant Program | 88,588 | 20,405 |
| Energy, Department of | Pass-Through | Rice University | R19071 | 81.112 | Stewardship Science Grant Program | 48,075 | - |
| Energy, Department of | Pass-Through | University of Nevada | UNR-13-72/PO#114GC000053 | 81.112 | Stewardship Science Grant Program | 63,848 | - |
| Energy, Department of | Pass-Through | University of Rochester | 416233-G | 81.112 | Stewardship Science Grant Program | 301,704 | - |
| Energy, Department of | Pass-Through | University of Rochester | PO 415933-G/UR#5-28853 | 81.112 | Stewardship Science Grant Program | 160 | - |
| | | | | | | \$ 1,238,632 | \$ 20,405 |
| Energy, Department of | Direct | | DE-NA0002131 | 81.113 | Defense Nuclear Nonproliferation Research | \$ 192,107 | \$ 77,039 |
| Energy, Department of | Direct | | DE-NA0002481 | 81.113 | Defense Nuclear Nonproliferation Research | 262,194 | - |
| Energy, Department of | Direct | | DE-NA0002534 | 81.113 | Defense Nuclear Nonproliferation Research | 5,005,407 | 3,483,560 |
| Energy, Department of | Pass-Through | North Carolina State University | 2014-0501-01 | 81.113 | Defense Nuclear Nonproliferation Research | 621,807 | - |
| Energy, Department of | Pass-Through | North Carolina State University | 2014-0501-01-F1 | 81.113 | Defense Nuclear Nonproliferation Research | 47,918 | - |
| | | | | | | \$ 6,129,433 | \$ 3,560,599 |
| | | | | | Energy Efficiency and Renewable Energy Information Dissemination, Outreach, Training and Technical Analysis/Assistance | | |
| Energy, Department of | Direct | | DE-EE0005526 | 81.117 | Energy Efficiency and Renewable Energy Information Dissemination, Outreach, Training and Technical Analysis/Assistance | \$ 104,461 | \$ - |
| | | | | | | | |
| Energy, Department of | Direct | | DE-EE0005565 | 81.117 | Energy Efficiency and Renewable Energy Information Dissemination, Outreach, Training and Technical Analysis/Assistance | 224,715 | 72,776 |
| | | | | | | \$ 329,176 | \$ 72,776 |
| Energy, Department of | Direct | | DE-NE0000132 | 81.121 | Nuclear Energy Research, Development and Demonstration | \$ 343,686 | \$ - |
| Energy, Department of | Direct | | DE-NE0000639 | 81.121 | Nuclear Energy Research, Development and Demonstration | 1,607,945 | 864,962 |
| Energy, Department of | Direct | | DE-NE0000663 | 81.121 | Nuclear Energy Research, Development and Demonstration | 321,319 | 215,717 |
| Energy, Department of | Direct | | DE-NE0000664 | 81.121 | Nuclear Energy Research, Development and Demonstration | 190,257 | - |
| Energy, Department of | Direct | | DE-NE0008265 | 81.121 | Nuclear Energy Research, Development and Demonstration | 265,352 | 195,788 |
| Energy, Department of | Pass-Through | Notre Dame University-Louaize, Lebanon (NDU) | Subaward DE-NE0008272 | 81.121 | Nuclear Energy Research, Development and Demonstration | 107,788 | - |
| Energy, Department of | Pass-Through | Oregon State University | G0156A-A | 81.121 | Nuclear Energy Research, Development and Demonstration | 5,284 | - |
| Energy, Department of | Pass-Through | Oregon State University | G0157A-A | 81.121 | Nuclear Energy Research, Development and Demonstration | 110,699 | - |
| Energy, Department of | Pass-Through | Pennsylvania State University | 5008-UM-DOE-0749 | 81.121 | Nuclear Energy Research, Development and Demonstration | 50,225 | - |
| Energy, Department of | Pass-Through | Texas A & M University | C7481 | 81.121 | Nuclear Energy Research, Development and Demonstration | 125,598 | - |
| Energy, Department of | Pass-Through | University of Massachusetts Lowell | S5190000030483 | 81.121 | Nuclear Energy Research, Development and Demonstration | 689 | - |
| | | | | | | \$ 3,128,842 | \$ 1,276,467 |
| Energy, Department of | Pass-Through | Stanford University | 60545512-107908 | 81.124 | Predictive Science Academic Alliance Program | \$ 137,459 | \$ - |
| Energy, Department of | Direct | | DE-AR0000426 | 81.135 | Advanced Research Projects Agency - Energy | \$ 849,213 | \$ 646,877 |
| Energy, Department of | Direct | | DE-AR0000523 | 81.135 | Advanced Research Projects Agency - Energy | 168,725 | - |
| Energy, Department of | Direct | | DE-AR0000653 | 81.135 | Advanced Research Projects Agency - Energy | 96,719 | - |
| Energy, Department of | Direct | | DE-AR0000659 | 81.135 | Advanced Research Projects Agency - Energy | 25,036 | - |
| Energy, Department of | Pass-Through | GE Global Research | 400145188 | 81.135 | Advanced Research Projects Agency - Energy | 207,943 | - |
| Energy, Department of | Pass-Through | GreenLight Biosciences | DE-FOA-0000881 | 81.135 | Advanced Research Projects Agency - Energy | 18,100 | - |
| Energy, Department of | Pass-Through | Pennsylvania State University | 4858-UM-DOE-0273 | 81.135 | Advanced Research Projects Agency - Energy | 24,896 | - |
| Energy, Department of | Pass-Through | University of Washington | UWSC6533 | 81.135 | Advanced Research Projects Agency - Energy | 8,108 | - |
| | | | | | | \$ 1,398,740 | \$ 646,877 |
| | | | | | Total Energy, Department of | \$ 41,541,194 | \$ 8,379,839 |
| | | | | | | | |
| Education, Department of | Pass-Through | Flint Community Schools | Award Letter Dated 12/18/14 | 84.RD | National Resource Centers Program for Foreign Language and Area Studies or Foreign Language and International Studies Program and Foreign Language and Area Studies | \$ (24) | \$ - |
| Education, Department of | Pass-Through | Flint Community Schools | Award Letter Dated 12/18/14 | 84.RD | Fellowship Program | (1,858) | - |
| Education, Department of | Pass-Through | Flint Community Schools | Memorandum of Understanding | 84.RD | National Resource Centers Program for Foreign Language and Area Studies or Foreign Language and International Studies Program and Foreign Language and Area Studies | 12,804 | - |
| Education, Department of | Pass-Through | Flint Community Schools | Memorandum of Understanding | 84.RD | Fellowship Program | 15,013 | - |
| Education, Department of | Pass-Through | Grand Rapids Public Schools | Award Letter Dated 2/5/15 | 84.RD | National Resource Centers Program for Foreign Language and Area Studies or Foreign Language and International Studies Program and Foreign Language and Area Studies | (2,762) | - |
| | | | | | | \$ 23,173 | \$ - |
| | | | | | | | |
| Education, Department of | Direct | | P015A10012612 | 84.015 | National Resource Centers Program for Foreign Language and Area Studies or Foreign Language and International Studies Program and Foreign Language and Area Studies | \$ (1,462) | \$ - |
| | | | | | | | |
| Education, Department of | Direct | | P015A100172 | 84.015 | National Resource Centers Program for Foreign Language and Area Studies or Foreign Language and International Studies Program and Foreign Language and Area Studies | (274) | - |
| | | | | | | | |
| Education, Department of | Direct | | P015A140090 (NRC) | 84.015 | National Resource Centers Program for Foreign Language and Area Studies or Foreign Language and International Studies Program and Foreign Language and Area Studies | 164,794 | - |
| | | | | | | | |
| Education, Department of | Direct | | P015A140091 (NRC) | 84.015 | National Resource Centers Program for Foreign Language and Area Studies or Foreign Language and International Studies Program and Foreign Language and Area Studies | 217,857 | - |
| | | | | | | | |
| Education, Department of | Direct | | P015A140093 (NRC) | 84.015 | National Resource Centers Program for Foreign Language and Area Studies or Foreign Language and International Studies Program and Foreign Language and Area Studies | 142,850 | - |
| | | | | | | | |
| Education, Department of | Direct | | P015A140095 (NRC) | 84.015 | National Resource Centers Program for Foreign Language and Area Studies or Foreign Language and International Studies Program and Foreign Language and Area Studies | 191,099 | - |

University of Michigan
Schedule of Expenditures of Federal Awards
For the Year Ended June 30, 2016

| Cluster Title/Federal Grantor/Program | Type | Pass-Through Grantor | Award Identifier | CFDA Number | CFDA Program Title | Federal Expenditures | Subrecipient |
|---------------------------------------|--------------|--------------------------------------|--------------------------------|-------------|--|----------------------|--------------|
| Education, Department of | Direct | | P015A140100 | 84.015 | National Resource Centers Program for Foreign Language and Area Studies or Foreign Language and International Studies Program and Foreign Language and Area Studies Fellowship Program | 194,278 | - |
| Education, Department of | Direct | | P015B140090 (FLAS) | 84.015 | National Resource Centers Program for Foreign Language and Area Studies or Foreign Language and International Studies Program and Foreign Language and Area Studies Fellowship Program | 207,451 | - |
| Education, Department of | Direct | | P015B140091 (FLAS) | 84.015 | National Resource Centers Program for Foreign Language and Area Studies or Foreign Language and International Studies Program and Foreign Language and Area Studies Fellowship Program | 231,605 | - |
| Education, Department of | Direct | | P015B140092 | 84.015 | National Resource Centers Program for Foreign Language and Area Studies or Foreign Language and International Studies Program and Foreign Language and Area Studies Fellowship Program | 225,848 | - |
| Education, Department of | Direct | | P015B140093 (FLAS) | 84.015 | National Resource Centers Program for Foreign Language and Area Studies or Foreign Language and International Studies Program and Foreign Language and Area Studies Fellowship Program | 307,033 | - |
| Education, Department of | Direct | | P015B140095 (FLAS) | 84.015 | National Resource Centers Program for Foreign Language and Area Studies or Foreign Language and International Studies Program and Foreign Language and Area Studies Fellowship Program | 212,749 | - |
| Education, Department of | Direct | | P015B140100 | 84.015 | National Resource Centers Program for Foreign Language and Area Studies or Foreign Language and International Studies Program and Foreign Language and Area Studies Fellowship Program | 276,529 | - |
| Education, Department of | Direct | | P022A130001 | 84.022 | Overseas Programs - Doctoral Dissertation Research Abroad | \$ 9,254 | \$ - |
| Education, Department of | Direct | | P022A140036 | 84.022 | Overseas Programs - Doctoral Dissertation Research Abroad | 33,956 | - |
| Education, Department of | Direct | | P022A150008 | 84.022 | Overseas Programs - Doctoral Dissertation Research Abroad | 148,712 | - |
| Education, Department of | Direct | | H133E130014 | 84.133 | National Institute on Disability and Rehabilitation Research | \$ (37,006) | \$ - |
| Education, Department of | Direct | | H133G110015 | 84.133 | National Institute on Disability and Rehabilitation Research | (23,712) | - |
| Education, Department of | Direct | | H133G130011 | 84.133 | National Institute on Disability and Rehabilitation Research | (33,653) | (28,150) |
| Education, Department of | Direct | | H133N110002 | 84.133 | National Institute on Disability and Rehabilitation Research | (20,432) | - |
| Education, Department of | Direct | | H133P090008 | 84.133 | National Institute on Disability and Rehabilitation Research | (744) | - |
| Education, Department of | Direct | | H133P140005 | 84.133 | National Institute on Disability and Rehabilitation Research | (275) | - |
| Education, Department of | Pass-Through | Rehabilitation Institute of Chicago | H133B090024 | 84.133 | National Institute on Disability and Rehabilitation Research | 3,452 | - |
| Education, Department of | Pass-Through | University of Buffalo | 1115934/6/67283 | 84.133 | National Institute on Disability and Rehabilitation Research | 12,104 | - |
| Education, Department of | Direct | | P200A120145 | 84.200 | Graduate Assistance in Areas of National Need | \$ (100,266) | \$ (28,150) |
| Education, Department of | Direct | | P200A120196 | 84.200 | Graduate Assistance in Areas of National Need | \$ 58,911 | \$ - |
| Education, Department of | Direct | | P200A150164 | 84.200 | Graduate Assistance in Areas of National Need | (46,396) | - |
| Education, Department of | Direct | | P200A150170 | 84.200 | Graduate Assistance in Areas of National Need | 618,384 | - |
| Education, Department of | Pass-Through | Books For Kids | Research Agreement | 84.215 | Fund for the Improvement of Education | 63,870 | - |
| Education, Department of | Direct | | P220A100009 | 84.220 | Centers for International Business Education | \$ 694,769 | \$ - |
| Education, Department of | Direct | | R305A100369 | 84.305 | Education Research, Development and Dissemination | \$ 23,598 | \$ - |
| Education, Department of | Direct | | R305A100623 | 84.305 | Education Research, Development and Dissemination | \$ 24,354 | \$ - |
| Education, Department of | Direct | | R305A120320 | 84.305 | Education Research, Development and Dissemination | \$ 180,052 | \$ 51,372 |
| Education, Department of | Direct | | R305A120811 | 84.305 | Education Research, Development and Dissemination | 7,299 | - |
| Education, Department of | Direct | | R305A140059 | 84.305 | Education Research, Development and Dissemination | 175,301 | - |
| Education, Department of | Direct | | R305A140363 | 84.305 | Education Research, Development and Dissemination | 300,456 | - |
| Education, Department of | Direct | | R305A140647 | 84.305 | Education Research, Development and Dissemination | 374,301 | 157,629 |
| Education, Department of | Direct | | R305A150163 | 84.305 | Education Research, Development and Dissemination | 516,712 | 259,929 |
| Education, Department of | Direct | | R305B11000115 | 84.305 | Education Research, Development and Dissemination | 543,791 | 399,552 |
| Education, Department of | Direct | | R305B150012 | 84.305 | Education Research, Development and Dissemination | 314,712 | 202,479 |
| Education, Department of | Direct | | R305E100008 | 84.305 | Education Research, Development and Dissemination | 45,586 | - |
| Education, Department of | Direct | | R305H140028 | 84.305 | Education Research, Development and Dissemination | 214,591 | - |
| Education, Department of | Pass-Through | Columbia University | OSP #511135 | 84.305 | Education Research, Development and Dissemination | 1,551,198 | 1,041,887 |
| Education, Department of | Pass-Through | National Bureau of Economic Research | R305A120269-7700 | 84.305 | Education Research, Development and Dissemination | 198,456 | 66,948 |
| Education, Department of | Pass-Through | Northwestern University | Subaward SP0016568-PROJ0004257 | 84.305 | Education Research, Development and Dissemination | 260,027 | - |
| Education, Department of | Direct | | R324A150023 | 84.324 | Research in Special Education | 11,359 | - |
| Education, Department of | Direct | | H325D110003 | 84.325 | Special Education - Personnel Development to Improve Services and Results for Children with Disabilities | 25,152 | - |
| Education, Department of | Pass-Through | Michigan, State of, Strategic Fund | 15-00-18 | 84.334 | Gaining Early Awareness and Readiness for Undergraduate Programs | \$ 142,227 | \$ 12,248 |
| Education, Department of | Pass-Through | Michigan, State of, Strategic Fund | 15-00-19 | 84.334 | Gaining Early Awareness and Readiness for Undergraduate Programs | \$ 123,855 | \$ - |
| Education, Department of | Pass-Through | Michigan, State of, Strategic Fund | 14-00-11 | 84.334 | Gaining Early Awareness and Readiness for Undergraduate Programs | \$ 36,651 | \$ - |
| Education, Department of | Pass-Through | Michigan, State of, Strategic Fund | 14-00-12 | 84.334 | Gaining Early Awareness and Readiness for Undergraduate Programs | 5,761 | - |
| Education, Department of | Pass-Through | Michigan, State of, Strategic Fund | | | Gaining Early Awareness and Readiness for Undergraduate Programs | 110,508 | - |
| Education, Department of | Pass-Through | Michigan, State of, Strategic Fund | | | Gaining Early Awareness and Readiness for Undergraduate Programs | 43,235 | - |

University of Michigan
Schedule of Expenditures of Federal Awards
For the Year Ended June 30, 2016

| Cluster Title/Federal Grantor/Program | Type | Pass-Through Grantor | Award Identifier | CFDA Number | CFDA Program Title | Federal Expenditures | Subrecipient |
|--|--------------|--|--|-------------|--|----------------------|--------------|
| Education, Department of | Pass-Through | Michigan, State of, Strategic Fund | 14-00-13 | 84.334 | Gaining Early Awareness and Readiness for Undergraduate Programs | 29,828 | - |
| Education, Department of | Pass-Through | Michigan, State of, Strategic Fund | 14-00-18 | 84.334 | Gaining Early Awareness and Readiness for Undergraduate Programs | 16,998 | - |
| Education, Department of | Pass-Through | Michigan, State of, Strategic Fund | 14-00-19 | 84.334 | Gaining Early Awareness and Readiness for Undergraduate Programs | 17,010 | - |
| Education, Department of | Pass-Through | Michigan, State of, Strategic Fund | 15-00-11 | 84.334 | Gaining Early Awareness and Readiness for Undergraduate Programs | 174,113 | - |
| Education, Department of | Pass-Through | Michigan, State of, Strategic Fund | 15-00-13 | 84.334 | Gaining Early Awareness and Readiness for Undergraduate Programs | 26,445 | - |
| Education, Department of | Direct | | P335A130240 | 84.335 | Child Care Access Means Parents in School | \$ 460,549 | \$ - |
| | | Total Education, Department of | | | | \$ 116,901 | \$ - |
| | | | | | | \$ 8,790,432 | \$ 2,163,894 |
| Health and Human Services, Department of | Direct | | 1 R01-NS091175-01A1 | 93.RD | | \$ 123,087 | \$ 22,057 |
| Health and Human Services, Department of | Direct | | 12IPA1202922-Paul P. Lee | 93.RD | | 24,806 | - |
| Health and Human Services, Department of | Direct | | 14IPA1405517 | 93.RD | | 24,114 | - |
| Health and Human Services, Department of | Direct | | 16IPA1609409 | 93.RD | | 58,668 | - |
| Health and Human Services, Department of | Direct | | 200-2010-33976 | 93.RD | | 5,481,654 | - |
| Health and Human Services, Department of | Direct | | 200-2013-56856 | 93.RD | | 170,363 | - |
| Health and Human Services, Department of | Direct | | 200-2014-M-61129 | 93.RD | | (3) | - |
| Health and Human Services, Department of | Direct | | 2015-10-NEW | 93.RD | | 83,951 | - |
| Health and Human Services, Department of | Direct | | 211-2014-58744 | 93.RD | | 49,403 | - |
| Health and Human Services, Department of | Direct | | 283-10-0324 | 93.RD | | 138,961 | - |
| Health and Human Services, Department of | Direct | | HHSF223201310183C | 93.RD | | 38,323 | - |
| Health and Human Services, Department of | Direct | | HHSF223201510146C | 93.RD | | 335,912 | - |
| Health and Human Services, Department of | Direct | | HHSF223201510157C | 93.RD | | 353,625 | - |
| Health and Human Services, Department of | Direct | | HHSF223201510170C | 93.RD | | 219,432 | - |
| Health and Human Services, Department of | Direct | | HHSN268200736192C | 93.RD | | 90,404 | 7,343 |
| Health and Human Services, Department of | Direct | | HHSN268200900016C | 93.RD | | 938,619 | 7,475 |
| Health and Human Services, Department of | Direct | | HHSN268201100026C | 93.RD | | 1,493,860 | 294,033 |
| Health and Human Services, Department of | Direct | | HHSN268201400012C | 93.RD | | 465,470 | - |
| Health and Human Services, Department of | Direct | | HHSN268201500057P | 93.RD | | 31,001 | - |
| Health and Human Services, Department of | Direct | | HHSN268201600006I | 93.RD | | 41,949 | - |
| Health and Human Services, Department of | Direct | | HHSN271200900786P | 93.RD | | (2,175) | - |
| Health and Human Services, Department of | Direct | | HHSN271201400033C | 93.RD | | 632,285 | - |
| Health and Human Services, Department of | Direct | | HHSN275201000007C | 93.RD | | 87,574 | - |
| Health and Human Services, Department of | Direct | | HHSN276201400001C | 93.RD | | 2,158,012 | 311,682 |
| Health and Human Services, Department of | Direct | | HHSP233201550095A | 93.RD | | 86,921 | - |
| Health and Human Services, Department of | Direct | | IPA Bashshur, Rashid | 93.RD | | 97,100 | - |
| Health and Human Services, Department of | Direct | | IPA, Welsch, Robert | 93.RD | | 12,105 | - |
| Health and Human Services, Department of | Direct | | IPIPA160S171522 | 93.RD | | 56,784 | - |
| Health and Human Services, Department of | Direct | | NIH IPA Welsh, Robert | 93.RD | | 8,095 | - |
| Health and Human Services, Department of | Pass-Through | Abt Associates, Inc. | 41782 / ISIS-UMI-14981 | 93.RD | | 57,144 | - |
| Health and Human Services, Department of | Pass-Through | Abt Associates, Inc. | 44098 / AG-3198-C-14-0017 | 93.RD | | 9,826 | - |
| Health and Human Services, Department of | Pass-Through | Altarum Institute | Subcontract SC-13-025 | 93.RD | | 695 | - |
| Health and Human Services, Department of | Pass-Through | American Academy of Pediatrics | 6670-99957-753102 | 93.RD | | 22,039 | - |
| Health and Human Services, Department of | Pass-Through | Applied StemCell, Inc (ASC) | Research Agreement | 93.RD | | (1,435) | - |
| Health and Human Services, Department of | Pass-Through | Arbor Research Collaborative For Health | Appendix O to Project Master Agreement | 93.RD | | 25,142 | - |
| Health and Human Services, Department of | Pass-Through | Arbor Research Collaborative For Health | Appendix D to Project Master Agreement | 93.RD | | 1,966 | - |
| Health and Human Services, Department of | Pass-Through | Arbor Research Collaborative For Health | Appendix M to Project Master A | 93.RD | | 238,484 | - |
| Health and Human Services, Department of | Pass-Through | Arbor Research Collaborative For Health | HHSM-500_T0003 | 93.RD | | 558,720 | - |
| Health and Human Services, Department of | Pass-Through | Billings Clinic | Research site subk | 93.RD | | (3,649) | - |
| Health and Human Services, Department of | Pass-Through | Biocrede, Inc | Research Agreement | 93.RD | | 51,929 | - |
| Health and Human Services, Department of | Pass-Through | Biocrede, Inc | Research Agreement | 93.RD | | 87,339 | - |
| Health and Human Services, Department of | Pass-Through | Catholic Social Services | Agreement | 93.RD | | 44,482 | - |
| Health and Human Services, Department of | Pass-Through | Columbia University | 4 (GG006274-03) | 93.RD | | 1,428 | - |
| Health and Human Services, Department of | Pass-Through | Duke University | 203-8045 | 93.RD | | 16,466 | - |
| Health and Human Services, Department of | Pass-Through | Duke University | 203-8171 | 93.RD | | 9,590 | - |
| Health and Human Services, Department of | Pass-Through | Duke University | 203-8623 | 93.RD | | 15,862 | - |
| Health and Human Services, Department of | Pass-Through | Duke University | SPS 169427 | 93.RD | | (106,124) | - |
| Health and Human Services, Department of | Pass-Through | Echelon Biosciences, Inc (EBI) | 13-PAF05069 | 93.RD | | 81,248 | - |
| Health and Human Services, Department of | Pass-Through | Econometrica | 2241-000-UM | 93.RD | | 44,919 | - |
| Health and Human Services, Department of | Pass-Through | FHI 360 Headquarters | FC) 104166/ID 0080.0257 | 93.RD | | 5,388 | - |
| Health and Human Services, Department of | Pass-Through | Genetic Alliance, Inc | Agreement | 93.RD | | 6,866 | - |
| Health and Human Services, Department of | Pass-Through | Genetic Alliance, Inc | Genetic Alliance Contractor Ag | 93.RD | | 3,765 | - |
| Health and Human Services, Department of | Pass-Through | Health Research and Educational Trust | 80321 | 93.RD | | 553,399 | - |
| Health and Human Services, Department of | Pass-Through | Health Research and Educational Trust | 80772 | 93.RD | | 161,298 | - |
| Health and Human Services, Department of | Pass-Through | Health Research and Educational Trust | 80776 | 93.RD | | 159,557 | - |
| Health and Human Services, Department of | Pass-Through | Health Research and Educational Trust | 80399-2 | 93.RD | | 295,995 | 20,306 |
| Health and Human Services, Department of | Pass-Through | Health Research and Educational Trust | CCSQ-393-2015-0450 | 93.RD | | 107,586 | - |
| Health and Human Services, Department of | Pass-Through | Hutchinson, Fred, Cancer Research Center | 0000845114 | 93.RD | | 173,404 | - |
| Health and Human Services, Department of | Pass-Through | Invenio Imaging, Inc. | Subcontract Research Agreement | 93.RD | | 12,997 | - |
| Health and Human Services, Department of | Pass-Through | Invenio Imaging, Inc. | Research Agreement | 93.RD | | 13,397 | - |
| Health and Human Services, Department of | Pass-Through | Leidos Biomedical Research, Inc. | 15X118 | 93.RD | | 183,597 | - |
| Health and Human Services, Department of | Pass-Through | Lewin Group | 01.05645.010 | 93.RD | | 524,145 | - |
| Health and Human Services, Department of | Pass-Through | M.D. Anderson Cancer Center | 00001338 | 93.RD | | 7,742 | - |
| Health and Human Services, Department of | Pass-Through | Michigan Critical Care Consultants, Inc. | Appendix 1 to Project Master A | 93.RD | | (1,858) | - |

University of Michigan
Schedule of Expenditures of Federal Awards
For the Year Ended June 30, 2016

| Cluster Title/Federal Grantor/Program | Type | Pass-Through Grantor | Award Identifier | CFDA Number | CFDA Program Title | Federal Expenditures | Subrecipient |
|--|--------------|---|--------------------------------|-------------|--|----------------------|-------------------|
| Health and Human Services, Department of | Pass-Through | Michigan Critical Care Consultants, Inc. | Appendix H to Master Agreement | 93.RD | | 26,154 | - |
| Health and Human Services, Department of | Pass-Through | Michigan Critical Care Consultants, Inc. | SBIR I - Small Business Innova | 93.RD | | 78,438 | - |
| Health and Human Services, Department of | Pass-Through | Michigan Public Health Institute | G-30327-115-504200 | 93.RD | | 87,398 | - |
| Health and Human Services, Department of | Pass-Through | Michigan, State of, Health and Human Services, Department of | 20151587 | 93.RD | | 4,548 | - |
| Health and Human Services, Department of | Pass-Through | Michigan, State of, Health and Human Services, Department of | 20161096 | 93.RD | | 2,927 | - |
| Health and Human Services, Department of | Pass-Through | Minneapolis Medical Research Foundation (MMRF) | Agreement | 93.RD | | (28,215) | - |
| Health and Human Services, Department of | Pass-Through | Minneapolis Medical Research Foundation (MMRF) | Agreement | 93.RD | | 45,103 | - |
| Health and Human Services, Department of | Pass-Through | Minneapolis Medical Research Foundation (MMRF) | HHS250201500009C | 93.RD | | 32,720 | - |
| Health and Human Services, Department of | Pass-Through | NanoBio Corporation | 17030-201-16 | 93.RD | | 11,502 | - |
| Health and Human Services, Department of | Pass-Through | NanoBio Corporation | Appendix to Roundtable Res Agr | 93.RD | | 37,951 | - |
| Health and Human Services, Department of | Pass-Through | NanoBio Corporation | HHSN272201300028C | 93.RD | | 234,190 | - |
| Health and Human Services, Department of | Pass-Through | National Association for Chronic Disease Directors (NACDD) | 0602014-1121-1400-4 | 93.RD | | 11,854 | - |
| Health and Human Services, Department of | Pass-Through | National Institute of Occupational Health | 211-2013-M-56365 | 93.RD | | 30,806 | - |
| Health and Human Services, Department of | Pass-Through | New York, State of | C020206 | 93.RD | | 122,268 | 19,627 |
| Health and Human Services, Department of | Pass-Through | Northeastern University | 500412-78050 | 93.RD | | 218,370 | - |
| Health and Human Services, Department of | Pass-Through | Northwell Health | 500678 UMICH | 93.RD | | 151,822 | - |
| Health and Human Services, Department of | Pass-Through | Northwestern University | 60032978-UM TO 3-COA 11 | 93.RD | | 4,879 | - |
| Health and Human Services, Department of | Pass-Through | NOTA Laboratories | Award Letter | 93.RD | | 42,379 | - |
| Health and Human Services, Department of | Pass-Through | Oak Ridge National Laboratory | 4000146828 | 93.RD | | 9,583 | - |
| Health and Human Services, Department of | Pass-Through | Paganini Biopharma, Inc | Agreement | 93.RD | | 20,235 | - |
| Health and Human Services, Department of | Pass-Through | ProDevice Medical Supplies and Equipment LLC | Sponsor letter dated 9/21/14 | 93.RD | | 45,993 | - |
| Health and Human Services, Department of | Pass-Through | Radiation Monitoring Devices, Inc. | C15-12 | 93.RD | | 277,294 | - |
| Health and Human Services, Department of | Pass-Through | Research Foundation of State University of New York | 1121230/1/55773 | 93.RD | | 9,408 | - |
| Health and Human Services, Department of | Pass-Through | RTI International | 1-312-0215029-52363L | 93.RD | | 19,823 | - |
| Health and Human Services, Department of | Pass-Through | Social & Scientific Systems, Inc. | Subcontract CB-SSS-S-15-04574 | 93.RD | | 3,416 | - |
| Health and Human Services, Department of | Pass-Through | St. Jude Children's Research Hospital | 111423070-7630333 | 93.RD | | 1,091 | - |
| Health and Human Services, Department of | Pass-Through | St. Jude Children's Research Hospital | 1120921020-7644089 | 93.RD | | 117,680 | 35,753 |
| Health and Human Services, Department of | Pass-Through | St. Jude Children's Research Hospital | 112104010-7617297 | 93.RD | | 199,197 | 129,308 |
| Health and Human Services, Department of | Pass-Through | State University of New York at Buffalo | R987127 | 93.RD | | 6,496 | - |
| Health and Human Services, Department of | Pass-Through | Syntrix Biosystems, Inc | Agreement | 93.RD | | 31,662 | - |
| Health and Human Services, Department of | Pass-Through | The Association of State and Territorial Health Officials (ASTHO) | 12201-74 | 93.RD | | 17,062 | 8,034 |
| Health and Human Services, Department of | Pass-Through | University of Alabama at Birmingham (UAB) | 000383981-002 | 93.RD | | 36,326 | - |
| Health and Human Services, Department of | Pass-Through | University of Cincinnati | 008833-002 | 93.RD | | 10,669 | - |
| Health and Human Services, Department of | Pass-Through | University of Illinois at Chicago | @00499150 | 93.RD | | 1,458 | - |
| Health and Human Services, Department of | Pass-Through | University of Memphis | 5-40513 | 93.RD | | 130,727 | - |
| Health and Human Services, Department of | Pass-Through | VLP Biotech, Inc | NAID #1R41A1122594-01 | 93.RD | | 60,174 | - |
| Health and Human Services, Department of | Pass-Through | Wake Forest University | WFUHS 30225 | 93.RD | | 51,807 | - |
| | | | | | | \$ 18,828,844 | \$ 855,618 |
| Health and Human Services, Department of | Pass-Through | University of Chicago | 2016-01345-01-00 | 93.055 | Applied Leadership for Community Health Improvement | \$ 2,349 | \$ - |
| Health and Human Services, Department of | Direct | | 5 U58 DP003835-03 | 93.068 | Chronic Diseases: Research, Control, and Prevention | \$ 14,929 | \$ 14,929 |
| Health and Human Services, Department of | Direct | | 5 U58 DP003835-05 | 93.068 | Chronic Diseases: Research, Control, and Prevention | 148,719 | 143,025 |
| Health and Human Services, Department of | Direct | | 5 U58 DP003836-03 | 93.068 | Chronic Diseases: Research, Control, and Prevention | 72,035 | - |
| Health and Human Services, Department of | Direct | | 5 U58 DP003836-05 | 93.068 | Chronic Diseases: Research, Control, and Prevention | 433,721 | - |
| | | | | | | \$ 669,404 | \$ 157,954 |
| Health and Human Services, Department of | Pass-Through | Michigan, State of, Health and Human Services, Department of | 20161077 | 93.070 | Environmental Public Health and Emergency Response Hospital Preparedness Program (HPP) and Public Health Emergency Preparedness (PHEP) Aligned Cooperative | \$ 161,478 | \$ - |
| Health and Human Services, Department of | Pass-Through | Michigan, State of, Health and Human Services, Department of | 20141438 | 93.074 | Agreements Hospital Preparedness Program (HPP) and Public Health Emergency Preparedness (PHEP) Aligned Cooperative | 33,622 | - |
| Health and Human Services, Department of | Pass-Through | Michigan, State of, Health and Human Services, Department of | 20151598 | 93.074 | Agreements Hospital Preparedness Program (HPP) and Public Health Emergency Preparedness (PHEP) Aligned Cooperative | 66,023 | - |
| Health and Human Services, Department of | Pass-Through | Michigan, State of, Health and Human Services, Department of | 20161129 | 93.074 | Agreements | \$ 261,123 | \$ - |
| Health and Human Services, Department of | Direct | | 5 R03 CA182990-02 | 93.077 | Family Smoking Prevention and Tobacco Control Act Regulatory Research | \$ 39,431 | \$ - |
| Health and Human Services, Department of | Pass-Through | Georgetown University | GR410103 | 93.077 | Family Smoking Prevention and Tobacco Control Act Regulatory Research | 178,653 | - |
| | | | | | | \$ 218,084 | \$ - |
| Health and Human Services, Department of | Pass-Through | Hemophilia Foundation of Michigan | 15-16-446 | 93.080 | Blood Disorder Program: Prevention, Surveillance, and Research | \$ 19,554 | \$ - |
| Health and Human Services, Department of | Direct | | 1 U01 IP000965-01 | 93.083 | Prevention of Disease, Disability, and Death through Immunization and Control of Respiratory and Related Diseases | \$ 170,851 | \$ - |
| Health and Human Services, Department of | Direct | | 1 U01 IP000974-01 | 93.083 | Prevention of Disease, Disability, and Death through Immunization and Control of Respiratory and Related Diseases | 247,966 | 50,733 |
| | | | | | | \$ 418,817 | \$ 50,733 |
| Health and Human Services, Department of | Pass-Through | Hektoen Institute for Medical Research, The | 1126-324-UM-01 | 93.084 | Prevention of Disease, Disability, and Death by Infectious Diseases | \$ 243,140 | \$ - |
| Health and Human Services, Department of | Direct | | 1 R01 FD005085-01A1 | 93.103 | Food and Drug Administration_Research | \$ 78,593 | \$ 13,387 |
| Health and Human Services, Department of | Direct | | 1 U01 FD005014-01 | 93.103 | Food and Drug Administration_Research | 61,107 | - |
| Health and Human Services, Department of | Direct | | 2 P50 FD003787-06 | 93.103 | Food and Drug Administration_Research | 328,740 | - |
| Health and Human Services, Department of | Direct | | 3 U01 FD005014-01S1 | 93.103 | Food and Drug Administration_Research | 67,067 | - |
| Health and Human Services, Department of | Direct | | 4 P50 FD003787-07 | 93.103 | Food and Drug Administration_Research | 301,394 | - |
| Health and Human Services, Department of | Direct | | 5 P50 FD003787-04 | 93.103 | Food and Drug Administration_Research | (717) | - |
| Health and Human Services, Department of | Pass-Through | ZoneOne Pharma, Inc. | Research Agreement | 93.103 | Food and Drug Administration_Research | 435 | - |

University of Michigan
Schedule of Expenditures of Federal Awards
For the Year Ended June 30, 2016

| Cluster Title/Federal Grantor/Program | Type | Pass-Through Grantor | Award Identifier | CFDA Number | CFDA Program Title | Federal Expenditures | Subrecipient |
|--|--------------|--|-------------------------------|-------------|--|----------------------|--------------|
| Health and Human Services, Department of | Pass-Through | ZoneOne Pharma, Inc. | Research Agreement | 93.103 | Food and Drug Administration_Research | 84,361 | - |
| | | | | | | \$ 920,980 | \$ 13,387 |
| Health and Human Services, Department of | Pass-Through | American Indian Health and Family Services of SE Michigan, Inc (AIHFS) | Roundtable Research Agreement | 93.104 | Comprehensive Community Mental Health Services for Children with Serious Emotional Disturbances (SED) | \$ 101,431 | \$ - |
| Health and Human Services, Department of | Pass-Through | American Indian Health and Family Services of SE Michigan, Inc (AIHFS) | Agreement | 93.104 | Comprehensive Community Mental Health Services for Children with Serious Emotional Disturbances (SED) | (525) | - |
| | | | | | | \$ 100,906 | \$ - |
| Health and Human Services, Department of | Direct | | 5 T20 MC07463-09-00 | 93.110 | Maternal and Child Health Federal Consolidated Programs | \$ 53 | \$ - |
| Health and Human Services, Department of | Direct | | 5 T20 MC07463-10-00 | 93.110 | Maternal and Child Health Federal Consolidated Programs | 17,146 | - |
| Health and Human Services, Department of | Pass-Through | American Academy of Pediatrics | 5Feb14 Letter Agreement | 93.110 | Maternal and Child Health Federal Consolidated Programs | 3,473 | - |
| Health and Human Services, Department of | Pass-Through | Case Western Reserve University | RES508859 | 93.110 | Maternal and Child Health Federal Consolidated Programs | 51,469 | - |
| Health and Human Services, Department of | Pass-Through | Hemophilia Foundation of Michigan | Contract | 93.110 | Maternal and Child Health Federal Consolidated Programs | 26,000 | - |
| Health and Human Services, Department of | Pass-Through | Michigan, State of, Health and Human Services, Department of | 20161074 | 93.110 | Maternal and Child Health Federal Consolidated Programs | 10,376 | - |
| Health and Human Services, Department of | Pass-Through | Michigan, State of, Health and Human Services, Department of | 20161086 | 93.110 | Maternal and Child Health Federal Consolidated Programs | 67,023 | - |
| | | | | | | \$ 175,540 | \$ - |
| Health and Human Services, Department of | Direct | | 1 F31 ES025101-01A1 | 93.113 | Environmental Health | \$ 30,610 | \$ - |
| Health and Human Services, Department of | Direct | | 1 K01 ES026839-01A1 | 93.113 | Environmental Health | 77,103 | - |
| Health and Human Services, Department of | Direct | | 1 R21 ES025456-01 | 93.113 | Environmental Health | 149,323 | - |
| Health and Human Services, Department of | Direct | | 1 U01 ES026697-01 | 93.113 | Environmental Health | 3,857 | - |
| Health and Human Services, Department of | Direct | | 4 P01 ES022844-04 | 93.113 | Environmental Health | 50,216 | - |
| Health and Human Services, Department of | Direct | | 4 R00 ES024340-03 | 93.113 | Environmental Health | 13,023 | - |
| Health and Human Services, Department of | Direct | | 4 R01 ES020875-05 | 93.113 | Environmental Health | 196,083 | - |
| Health and Human Services, Department of | Direct | | 4 R01 ES021465-05 | 93.113 | Environmental Health | 53,058 | - |
| Health and Human Services, Department of | Direct | | 5 F31 ES021238 -02 | 93.113 | Environmental Health | (2,865) | - |
| Health and Human Services, Department of | Direct | | 5 K01 ES019909-05 | 93.113 | Environmental Health | 92,403 | - |
| Health and Human Services, Department of | Direct | | 5 P01 ES022844-03 | 93.113 | Environmental Health | 703,148 | 76,517 |
| Health and Human Services, Department of | Direct | | 5 P30 ES017885-04 | 93.113 | Environmental Health | 432,893 | - |
| Health and Human Services, Department of | Direct | | 5 R01 ES012920 10 | 93.113 | Environmental Health | 325,307 | - |
| Health and Human Services, Department of | Direct | | 5 R01 ES016541-05 | 93.113 | Environmental Health | 78,797 | - |
| Health and Human Services, Department of | Direct | | 5 R01 ES016769-05 | 93.113 | Environmental Health | 200,078 | - |
| Health and Human Services, Department of | Direct | | 5 R01 ES016932-05 | 93.113 | Environmental Health | 15,056 | (68,461) |
| Health and Human Services, Department of | Direct | | 5 R01 ES017022 05 | 93.113 | Environmental Health | 5,657 | - |
| Health and Human Services, Department of | Direct | | 5 R01 ES017524 05 | 93.113 | Environmental Health | 35,004 | - |
| Health and Human Services, Department of | Direct | | 5 R01 ES018872-05 | 93.113 | Environmental Health | 446,607 | 15,658 |
| Health and Human Services, Department of | Direct | | 5 R01 ES020875-04 | 93.113 | Environmental Health | 157,208 | - |
| Health and Human Services, Department of | Direct | | 5 R01 ES021465-04 | 93.113 | Environmental Health | 429,498 | 62,803 |
| Health and Human Services, Department of | Direct | | 5 R01 ES022616-03 | 93.113 | Environmental Health | 579,867 | 24,491 |
| Health and Human Services, Department of | Direct | | 5 R01 ES024732-02 | 93.113 | Environmental Health | 251,710 | - |
| Health and Human Services, Department of | Direct | | 5 R01-ES012236-13 | 93.113 | Environmental Health | 388,152 | - |
| Health and Human Services, Department of | Direct | | 5 R21 ES020156-02 | 93.113 | Environmental Health | 60,874 | - |
| Health and Human Services, Department of | Direct | | 5 R21 ES020811-03 | 93.113 | Environmental Health | 95,109 | 33,527 |
| Health and Human Services, Department of | Direct | | 5 R21 ES022311-02 | 93.113 | Environmental Health | 65,119 | - |
| Health and Human Services, Department of | Direct | | 5 R21 ES024428-02 | 93.113 | Environmental Health | 182,795 | - |
| Health and Human Services, Department of | Direct | | 5K99ES0222102 | 93.113 | Environmental Health | 28,186 | - |
| Health and Human Services, Department of | Direct | | 5U01ES020128-05 | 93.113 | Environmental Health | 132,402 | - |
| Health and Human Services, Department of | Direct | | T32 ES007062 | 93.113 | Environmental Health | (119,711) | - |
| Health and Human Services, Department of | Direct | | T32 ES007062 | 93.113 | Environmental Health | 577,570 | - |
| Health and Human Services, Department of | Pass-Through | Boston University | 4500000637 | 93.113 | Environmental Health | 17,665 | - |
| Health and Human Services, Department of | Pass-Through | Colorado State University | G-18939-1 | 93.113 | Environmental Health | 13,951 | - |
| Health and Human Services, Department of | Pass-Through | Duke University | 12-NIH-1062 | 93.113 | Environmental Health | (76) | - |
| Health and Human Services, Department of | Pass-Through | Harvard University | 112147-5072942 | 93.113 | Environmental Health | 63,762 | - |
| Health and Human Services, Department of | Pass-Through | Henry Ford Health System | 1 R21 ES022321-01 | 93.113 | Environmental Health | 1,666 | - |
| Health and Human Services, Department of | Pass-Through | Johns Hopkins University | 2002425844 | 93.113 | Environmental Health | 42,263 | - |
| Health and Human Services, Department of | Pass-Through | Johns Hopkins University | 2002950119 | 93.113 | Environmental Health | 5,155 | - |
| Health and Human Services, Department of | Pass-Through | Michigan State University | RC103336UM | 93.113 | Environmental Health | 14,055 | - |
| Health and Human Services, Department of | Pass-Through | Northeastern University | 500444-78050 | 93.113 | Environmental Health | 64,720 | - |
| Health and Human Services, Department of | Pass-Through | Rush University Medical Center | 1 R21 ES020404-02 | 93.113 | Environmental Health | (523) | - |
| Health and Human Services, Department of | Pass-Through | University of Chicago | FP057364-B | 93.113 | Environmental Health | 17,047 | - |
| Health and Human Services, Department of | Pass-Through | University of Maryland, The | 10971 | 93.113 | Environmental Health | 33,613 | - |
| Health and Human Services, Department of | Pass-Through | University of Toronto | 495477 | 93.113 | Environmental Health | 117,730 | - |
| | | | | | | \$ 6,125,165 | \$ 144,535 |
| Health and Human Services, Department of | Direct | | 1 IM0HP25100-01-01 | 93.117 | Preventive Medicine and Public Health Residency Training Program, Integrative Medicine Program, and National Center for Integrative Primary Healthcare | \$ 6,326 | \$ - |
| Health and Human Services, Department of | Direct | | 5 D33 HP25796-04-00 | 93.117 | Preventive Medicine and Public Health Residency Training Program, Integrative Medicine Program, and National Center for Integrative Primary Healthcare | 340,624 | - |
| | | | | | | \$ 346,950 | \$ - |
| Health and Human Services, Department of | Direct | | 1 F30 DE025471-01 | 93.121 | Oral Diseases and Disorders Research | \$ 21,067 | \$ - |
| Health and Human Services, Department of | Direct | | 1 R01 DE025827-01 | 93.121 | Oral Diseases and Disorders Research | 49,516 | 7,117 |
| Health and Human Services, Department of | Direct | | 1 R21 DE025598 01 | 93.121 | Oral Diseases and Disorders Research | 112,977 | - |
| Health and Human Services, Department of | Direct | | 1 R34 DE025570 01 | 93.121 | Oral Diseases and Disorders Research | 87,946 | - |
| Health and Human Services, Department of | Direct | | 1 R56 DE022787-01A1 | 93.121 | Oral Diseases and Disorders Research | 21,191 | - |
| Health and Human Services, Department of | Direct | | 1 R56 DE023095-01A1 | 93.121 | Oral Diseases and Disorders Research | (9,538) | - |
| Health and Human Services, Department of | Direct | | 1 R56 DE025097 01A1 | 93.121 | Oral Diseases and Disorders Research | 203,725 | 19,040 |
| Health and Human Services, Department of | Direct | | 1R56DE02438501 | 93.121 | Oral Diseases and Disorders Research | 181,229 | - |
| Health and Human Services, Department of | Direct | | 2 R01 DE025225-02 | 93.121 | Oral Diseases and Disorders Research | 488,637 | - |

University of Michigan
Schedule of Expenditures of Federal Awards
For the Year Ended June 30, 2016

| Cluster Title/Federal Grantor/Program | Type | Pass-Through Grantor | Award Identifier | CFDA Number | CFDA Program Title | Federal Expenditures | Subrecipient |
|--|--------------|---|---------------------------|-------------|--|----------------------|---------------------|
| Health and Human Services, Department of | Direct | | 4 R00 DE024173-03 | 93.121 | Oral Diseases and Disorders Research | 37,989 | - |
| Health and Human Services, Department of | Direct | | 4 R01 DE011723-18 | 93.121 | Oral Diseases and Disorders Research | 205,648 | - |
| Health and Human Services, Department of | Direct | | 4 R01 DE016530-10 | 93.121 | Oral Diseases and Disorders Research | 118,391 | - |
| Health and Human Services, Department of | Direct | | 4 R01 DE022327-05 | 93.121 | Oral Diseases and Disorders Research | 122,280 | - |
| Health and Human Services, Department of | Direct | | 5 F30 DE023479-03 | 93.121 | Oral Diseases and Disorders Research | 71,729 | - |
| Health and Human Services, Department of | Direct | | 5 F30 DE025154-02 | 93.121 | Oral Diseases and Disorders Research | 37,740 | - |
| Health and Human Services, Department of | Direct | | 5 K08 DE021705-06 | 93.121 | Oral Diseases and Disorders Research | 121,195 | - |
| Health and Human Services, Department of | Direct | | 5 K12 DE023574-03 | 93.121 | Oral Diseases and Disorders Research | 443,181 | - |
| Health and Human Services, Department of | Direct | | 5 K23 DE021779-05 | 93.121 | Oral Diseases and Disorders Research | 115,157 | - |
| Health and Human Services, Department of | Direct | | 5 K99 DE024178-02 | 93.121 | Oral Diseases and Disorders Research | 83,587 | - |
| Health and Human Services, Department of | Direct | | 5 R00 DE022557-03 | 93.121 | Oral Diseases and Disorders Research | 158,610 | - |
| Health and Human Services, Department of | Direct | | 5 R00 DE022564-04 | 93.121 | Oral Diseases and Disorders Research | 218,464 | - |
| Health and Human Services, Department of | Direct | | 5 R01 DE011723-17 | 93.121 | Oral Diseases and Disorders Research | 185,125 | - |
| Health and Human Services, Department of | Direct | | 5 R01 DE013085-15 | 93.121 | Oral Diseases and Disorders Research | 29,734 | 4,176 |
| Health and Human Services, Department of | Direct | | 5 R01 DE013397-13 | 93.121 | Oral Diseases and Disorders Research | 392,554 | - |
| Health and Human Services, Department of | Direct | | 5 R01 DE015846-12 | 93.121 | Oral Diseases and Disorders Research | 430,298 | - |
| Health and Human Services, Department of | Direct | | 5 R01 DE016530-09 | 93.121 | Oral Diseases and Disorders Research | 310,302 | - |
| Health and Human Services, Department of | Direct | | 5 R01 DE018901-05 | 93.121 | Oral Diseases and Disorders Research | (14) | - |
| Health and Human Services, Department of | Direct | | 5 R01 DE020843-07 | 93.121 | Oral Diseases and Disorders Research | 533,792 | 129,582 |
| Health and Human Services, Department of | Direct | | 5 R01 DE021139-05 | 93.121 | Oral Diseases and Disorders Research | 240,169 | - |
| Health and Human Services, Department of | Direct | | 5 R01 DE021410-04 | 93.121 | Oral Diseases and Disorders Research | 153,208 | - |
| Health and Human Services, Department of | Direct | | 5 R01 DE022327-04 | 93.121 | Oral Diseases and Disorders Research | 449,763 | - |
| Health and Human Services, Department of | Direct | | 5 R01 DE023220-04 | 93.121 | Oral Diseases and Disorders Research | 357,187 | - |
| Health and Human Services, Department of | Direct | | 5 R01 DE023538-03 | 93.121 | Oral Diseases and Disorders Research | 67,168 | - |
| Health and Human Services, Department of | Direct | | 5 R01 DE024450-03 | 93.121 | Oral Diseases and Disorders Research | 335,000 | 166,604 |
| Health and Human Services, Department of | Direct | | 5 R01-DE022567-03 | 93.121 | Oral Diseases and Disorders Research | 272,272 | - |
| Health and Human Services, Department of | Direct | | 5 R21 DE023845-02 | 93.121 | Oral Diseases and Disorders Research | 156,996 | - |
| Health and Human Services, Department of | Direct | | 5 R21 DE024384-02 | 93.121 | Oral Diseases and Disorders Research | 149,931 | - |
| Health and Human Services, Department of | Direct | | 5 R56 DE023333-02 | 93.121 | Oral Diseases and Disorders Research | 30,906 | - |
| Health and Human Services, Department of | Direct | | 5 R56-DE022637-02 | 93.121 | Oral Diseases and Disorders Research | 274,117 | - |
| Health and Human Services, Department of | Direct | | 5 U01 DE021412-05 | 93.121 | Oral Diseases and Disorders Research | 1,262,489 | 871,366 |
| Health and Human Services, Department of | Direct | | 5 U01 DE025184-02 | 93.121 | Oral Diseases and Disorders Research | 1,066,290 | - |
| Health and Human Services, Department of | Direct | | 5 U01-DE023771-03 | 93.121 | Oral Diseases and Disorders Research | 577,504 | - |
| Health and Human Services, Department of | Direct | | T32 DE007057 | 93.121 | Oral Diseases and Disorders Research | 644,068 | - |
| Health and Human Services, Department of | Direct | | T32 DE007057 | 93.121 | Oral Diseases and Disorders Research | 39,755 | - |
| Health and Human Services, Department of | Pass-Through | Carollinas HealthCare System | 3000300177 | 93.121 | Oral Diseases and Disorders Research | 55,393 | - |
| Health and Human Services, Department of | Pass-Through | Forsyth Institute, The | 21127UM-2335 | 93.121 | Oral Diseases and Disorders Research | 53,401 | - |
| Health and Human Services, Department of | Pass-Through | Johns Hopkins University | Subaward#2002809952 | 93.121 | Oral Diseases and Disorders Research | 61,133 | - |
| Health and Human Services, Department of | Pass-Through | Research Foundation of City University of New York (CUNY) | R923393 | 93.121 | Oral Diseases and Disorders Research | 22,250 | - |
| Health and Human Services, Department of | Pass-Through | Sanford-Burnham Medical Research Institute | 57564-12175-UOM 02 | 93.121 | Oral Diseases and Disorders Research | 932 | - |
| Health and Human Services, Department of | Pass-Through | Sanford-Burnham Medical Research Institute | 59276-12718-UOM-01 | 93.121 | Oral Diseases and Disorders Research | 3,116 | - |
| Health and Human Services, Department of | Pass-Through | University of Florida, The | UFDSIP00010750 / 00112186 | 93.121 | Oral Diseases and Disorders Research | 16,615 | - |
| Health and Human Services, Department of | Pass-Through | University of Pittsburgh | 0014136 (118907-2) | 93.121 | Oral Diseases and Disorders Research | 23,310 | - |
| Health and Human Services, Department of | Pass-Through | University of Pittsburgh | 0047464 (125591-2) | 93.121 | Oral Diseases and Disorders Research | 204,356 | - |
| Health and Human Services, Department of | Pass-Through | University of Pittsburgh | 0052300 (127298-2) | 93.121 | Oral Diseases and Disorders Research | 62,220 | - |
| | | | | | | <u>\$ 11,352,061</u> | <u>\$ 1,197,885</u> |
| Health and Human Services, Department of | Direct | | 1 A22 HP28642-01-00 | 93.124 | Nurse Anesthetist Traineeship | 17,155 | - |
| Health and Human Services, Department of | Direct | | 5 U03 MC00003-14-00 | 93.127 | Emergency Medical Services for Children | 184,923 | 136,196 |
| Health and Human Services, Department of | Pass-Through | The Research Institute at Nationwide Children's Hospital | 82083815 | 93.127 | Emergency Medical Services for Children | 117,189 | - |
| | | | | | | <u>\$ 302,112</u> | <u>\$ 136,196</u> |
| Health and Human Services, Department of | Direct | | 5 U13 HS07689-10-00 | 93.134 | Grants to Increase Organ Donations | 2,584,973 | 2,506,767 |
| Health and Human Services, Department of | Pass-Through | National Kidney Foundation of Michigan | R39OT26992 | 93.134 | Grants to Increase Organ Donations | 33,734 | - |
| | | | | | | <u>\$ 2,618,707</u> | <u>\$ 2,506,767</u> |
| | | | | | | <u>\$ 13,415</u> | <u>\$ -</u> |
| Health and Human Services, Department of | Direct | | 5 U48 DP001901-05 | 93.135 | Centers for Research and Demonstration for Health Promotion and Disease Prevention | | |
| Health and Human Services, Department of | Direct | | 1 U01 CE002698-01 | 93.136 | Injury Prevention and Control Research and State and Community Based Programs | 584,884 | 48,215 |
| Health and Human Services, Department of | Direct | | 5 R01 CE002552-03 | 93.136 | Injury Prevention and Control Research and State and Community Based Programs | 283,345 | - |
| Health and Human Services, Department of | Direct | | 5 R49 CE002099-02 | 93.136 | Injury Prevention and Control Research and State and Community Based Programs | (1,987) | - |
| Health and Human Services, Department of | Direct | | 5 R49 CE002099-04 | 93.136 | Injury Prevention and Control Research and State and Community Based Programs | 949,090 | - |
| Health and Human Services, Department of | Direct | | 5 U01 CE001940-05 | 93.136 | Injury Prevention and Control Research and State and Community Based Programs | 226,156 | - |
| Health and Human Services, Department of | Direct | | 5 U01 CE001957-05 | 93.136 | Injury Prevention and Control Research and State and Community Based Programs | 251,480 | - |
| Health and Human Services, Department of | Pass-Through | The Research Institute at Nationwide Children's Hospital | 5243HE | 93.136 | Injury Prevention and Control Research and State and Community Based Programs | 16,020 | - |
| | | | | | | <u>\$ 2,308,988</u> | <u>\$ 48,215</u> |
| Health and Human Services, Department of | Pass-Through | International Union, UAW | Agreement dated 8/28/12 | 93.142 | NIEHS Hazardous Waste Worker Health and Safety Training | 138,504 | - |
| Health and Human Services, Department of | Pass-Through | Michigan State University | RC104168UM | 93.143 | NIEHS Superfund Hazardous Substances_Basic Research and Education | 10 | - |
| Health and Human Services, Department of | Pass-Through | Northeastern University | 500413-78050 | 93.143 | NIEHS Superfund Hazardous Substances_Basic Research and Education | 194,603 | - |
| Health and Human Services, Department of | Pass-Through | Northeastern University | 500460-78050 | 93.143 | NIEHS Superfund Hazardous Substances_Basic Research and Education | 8,060 | - |

University of Michigan
Schedule of Expenditures of Federal Awards
For the Year Ended June 30, 2016

| Cluster Title/Federal Grantor/Program | Type | Pass-Through Grantor | Award Identifier | CFDA Number | CFDA Program Title | Federal Expenditures | Subrecipient |
|--|--------------|------------------------------------|---------------------|-------------|---|----------------------|--------------|
| Health and Human Services, Department of | Pass-Through | Northeastern University | 500461-78050 | 93.143 | NIEHS Superfund Hazardous Substances_Basic Research and Education | 42,066 | - |
| Health and Human Services, Department of | Direct | | 1 R01 HG008773-01 | 93.172 | Human Genome Research | \$ 244,739 | \$ - |
| Health and Human Services, Department of | Direct | | 4 R01 HG007022-05 | 93.172 | Human Genome Research | \$ 7,924 | \$ - |
| Health and Human Services, Department of | Direct | | 4 UM1 HG006508-04 | 93.172 | Human Genome Research | 55,636 | - |
| Health and Human Services, Department of | Direct | | 5 R00 HG007356-03 | 93.172 | Human Genome Research | 92,579 | - |
| Health and Human Services, Department of | Direct | | 5 R01 HG000376-27 | 93.172 | Human Genome Research | 327,890 | - |
| Health and Human Services, Department of | Direct | | 5 R01 HG006786-03 | 93.172 | Human Genome Research | 323,145 | - |
| Health and Human Services, Department of | Direct | | 5 R01 HG007022-04 | 93.172 | Human Genome Research | 6,116 | - |
| Health and Human Services, Department of | Direct | | 5 R01 HG007068-03 | 93.172 | Human Genome Research | 340,990 | 7,916 |
| Health and Human Services, Department of | Direct | | 5 R01 HG007172-03 | 93.172 | Human Genome Research | 360,682 | - |
| Health and Human Services, Department of | Direct | | 5 UM1 HG006508-03 | 93.172 | Human Genome Research | 488,778 | 154,745 |
| Health and Human Services, Department of | Direct | | T32 HG000040 | 93.172 | Human Genome Research | 1,859,893 | 124,927 |
| Health and Human Services, Department of | Direct | | T32 HG000040 | 93.172 | Human Genome Research | (53,995) | - |
| Health and Human Services, Department of | Pass-Through | Broad Institute | 5000057-5500000825 | 93.172 | Human Genome Research | 773,320 | - |
| Health and Human Services, Department of | Pass-Through | Jackson Laboratory/MMRRC | Research Agreement | 93.172 | Human Genome Research | 35,508 | - |
| Health and Human Services, Department of | Pass-Through | Ohio State University, The | 60035548 | 93.172 | Human Genome Research | 83,532 | - |
| Health and Human Services, Department of | Pass-Through | Rutgers University | 5849 | 93.172 | Human Genome Research | 8,324 | - |
| Health and Human Services, Department of | Pass-Through | Stanford University | 60050098-104913 | 93.172 | Human Genome Research | 2,970 | - |
| Health and Human Services, Department of | Pass-Through | University of Ghana Medical School | 5U54HG00693903 | 93.172 | Human Genome Research | 15,741 | - |
| Health and Human Services, Department of | Pass-Through | University of Ghana Medical School | 5U54HG00693904 | 93.172 | Human Genome Research | 13,358 | - |
| Health and Human Services, Department of | Pass-Through | University of Utah | 10035424 | 93.172 | Human Genome Research | 295,754 | - |
| Health and Human Services, Department of | Pass-Through | University of Washington | UWSC6439 | 93.172 | Human Genome Research | 229,664 | - |
| | | | | | | 13,350 | - |
| | | | | | | \$ 5,281,159 | \$ 287,588 |
| Health and Human Services, Department of | Direct | | 1 R01 DC014703 01A1 | 93.173 | Research Related to Deafness and Communication Disorders | \$ 268,153 | \$ 36,206 |
| Health and Human Services, Department of | Direct | | 1 R03 DC014306-01 | 93.173 | Research Related to Deafness and Communication Disorders | 42,654 | - |
| Health and Human Services, Department of | Direct | | 1 R13 DC015188-01 | 93.173 | Research Related to Deafness and Communication Disorders | 8,001 | - |
| Health and Human Services, Department of | Direct | | 1 R21 DC015097-01A1 | 93.173 | Research Related to Deafness and Communication Disorders | 45,054 | - |
| Health and Human Services, Department of | Direct | | 2 R56 DC010786-06A1 | 93.173 | Research Related to Deafness and Communication Disorders | 48,021 | - |
| Health and Human Services, Department of | Direct | | 4 R01 DC004084-15 | 93.173 | Research Related to Deafness and Communication Disorders | 7,315 | - |
| Health and Human Services, Department of | Direct | | 4 R01 DC004825-15 | 93.173 | Research Related to Deafness and Communication Disorders | 163,666 | - |
| Health and Human Services, Department of | Direct | | 4 R33 DC013678-03 | 93.173 | Research Related to Deafness and Communication Disorders | 69,559 | - |
| Health and Human Services, Department of | Direct | | 5 F31 DC013496 -03 | 93.173 | Research Related to Deafness and Communication Disorders | 31,527 | - |
| Health and Human Services, Department of | Direct | | 5 F31 DC014407-02 | 93.173 | Research Related to Deafness and Communication Disorders | 41,165 | - |
| Health and Human Services, Department of | Direct | | 5 K08 DC012535-05 | 93.173 | Research Related to Deafness and Communication Disorders | 190,298 | - |
| Health and Human Services, Department of | Direct | | 5 P30 DC005188-14 | 93.173 | Research Related to Deafness and Communication Disorders | 573,557 | - |
| Health and Human Services, Department of | Direct | | 5 R01 DC000456-25 | 93.173 | Research Related to Deafness and Communication Disorders | (35,898) | - |
| Health and Human Services, Department of | Direct | | 5 R01 DC003685-15 | 93.173 | Research Related to Deafness and Communication Disorders | (796) | - |
| Health and Human Services, Department of | Direct | | 5 R01 DC003686-13 | 93.173 | Research Related to Deafness and Communication Disorders | 18,050 | 603 |
| Health and Human Services, Department of | Direct | | 5 R01 DC004084-14 | 93.173 | Research Related to Deafness and Communication Disorders | 251,669 | - |
| Health and Human Services, Department of | Direct | | 5 R01 DC004820-13 | 93.173 | Research Related to Deafness and Communication Disorders | 427,945 | 14,231 |
| Health and Human Services, Department of | Direct | | 5 R01 DC004825-14 | 93.173 | Research Related to Deafness and Communication Disorders | 330,972 | - |
| Health and Human Services, Department of | Direct | | 5 R01 DC009410-08 | 93.173 | Research Related to Deafness and Communication Disorders | 522,370 | 90,221 |
| Health and Human Services, Department of | Direct | | 5 R01 DC010412-05 | 93.173 | Research Related to Deafness and Communication Disorders | 55,561 | - |
| Health and Human Services, Department of | Direct | | 5 R01 DC010786-05 | 93.173 | Research Related to Deafness and Communication Disorders | 294,555 | - |
| Health and Human Services, Department of | Direct | | 5 R01 DC010827-04 | 93.173 | Research Related to Deafness and Communication Disorders | 133,405 | - |
| Health and Human Services, Department of | Direct | | 5 R01 DC011277-06 | 93.173 | Research Related to Deafness and Communication Disorders | 300,412 | 186,699 |
| Health and Human Services, Department of | Direct | | 5 R01 DC011294-05 | 93.173 | Research Related to Deafness and Communication Disorders | 210,021 | - |
| Health and Human Services, Department of | Direct | | 5 R01 DC012760-03 | 93.173 | Research Related to Deafness and Communication Disorders | 518,315 | - |
| Health and Human Services, Department of | Direct | | 5 R01 DC013885-02 | 93.173 | Research Related to Deafness and Communication Disorders | 241,330 | - |
| Health and Human Services, Department of | Direct | | 5 R01 DC014428-02 | 93.173 | Research Related to Deafness and Communication Disorders | 668,453 | - |
| Health and Human Services, Department of | Direct | | 5 R03 DC013378 02 | 93.173 | Research Related to Deafness and Communication Disorders | 35,650 | - |
| Health and Human Services, Department of | Direct | | 5 R21 DC012410-02 | 93.173 | Research Related to Deafness and Communication Disorders | 32,232 | 16,255 |
| Health and Human Services, Department of | Direct | | 5 R21 DC012912-02 | 93.173 | Research Related to Deafness and Communication Disorders | 38,317 | - |
| Health and Human Services, Department of | Direct | | 5 R21 DC013185-02 | 93.173 | Research Related to Deafness and Communication Disorders | 133,774 | - |
| Health and Human Services, Department of | Direct | | 5 R21 DC013678-02 | 93.173 | Research Related to Deafness and Communication Disorders | 182,235 | 24,984 |
| Health and Human Services, Department of | Direct | | 7 R01 DC004820-11 | 93.173 | Research Related to Deafness and Communication Disorders | 301 | - |
| Health and Human Services, Department of | Direct | | T 32 DC000011 | 93.173 | Research Related to Deafness and Communication Disorders | 536,920 | - |
| Health and Human Services, Department of | Direct | | T32 DC000011 | 93.173 | Research Related to Deafness and Communication Disorders | (182,834) | - |
| Health and Human Services, Department of | Direct | | T32 DC005356 | 93.173 | Research Related to Deafness and Communication Disorders | 175,524 | - |
| Health and Human Services, Department of | Pass-Through | Baylor University | 102181498 | 93.173 | Research Related to Deafness and Communication Disorders | 81,746 | - |
| Health and Human Services, Department of | Pass-Through | Boston University | 4500002041 | 93.173 | Research Related to Deafness and Communication Disorders | 3,743 | - |
| Health and Human Services, Department of | Pass-Through | Drexel University | 232603 | 93.173 | Research Related to Deafness and Communication Disorders | 101,657 | - |
| Health and Human Services, Department of | Pass-Through | Duke University | 184791/197789 | 93.173 | Research Related to Deafness and Communication Disorders | 12,199 | - |
| Health and Human Services, Department of | Pass-Through | Johns Hopkins University | 118484 | 93.173 | Research Related to Deafness and Communication Disorders | 83,268 | 33,420 |
| Health and Human Services, Department of | Pass-Through | O-Ray Pharma, Inc | Lir dtd 6/25/14 | 93.173 | Research Related to Deafness and Communication Disorders | 241,522 | - |
| Health and Human Services, Department of | Pass-Through | University of Georgia | RC287-423/4353688 | 93.173 | Research Related to Deafness and Communication Disorders | 38,515 | - |
| Health and Human Services, Department of | Pass-Through | University of Southern California | 51254907 | 93.173 | Research Related to Deafness and Communication Disorders | (3,545) | - |
| Health and Human Services, Department of | Pass-Through | University of Southern California | 63773594 | 93.173 | Research Related to Deafness and Communication Disorders | 56,806 | - |
| | | | | | | \$ 6,993,364 | \$ 402,619 |
| Health and Human Services, Department of | Direct | | 5 D19 HP24307-03-01 | 93.178 | Nursing Workforce Diversity | \$ 427,632 | \$ - |
| Health and Human Services, Department of | Pass-Through | Hemophilia Foundation of Michigan | ATHN20011001-VE-4 | 93.184 | Disabilities Prevention | \$ 19,642 | \$ - |

University of Michigan
Schedule of Expenditures of Federal Awards
For the Year Ended June 30, 2016

| Cluster Title/Federal Grantor/Program | Type | Pass-Through Grantor | Award Identifier | CFDA Number | CFDA Program Title | Federal Expenditures | Subrecipient |
|--|--------------|------------------------|-----------------------------|-------------|--|----------------------|--------------|
| Health and Human Services, Department of | Direct | | 5 U01 IP000414-04 | 93.185 | Immunization Research, Demonstration, Public Information and Education_Training and Clinical Skills Improvement Projects | \$ 19,228 | \$ 13,476 |
| Health and Human Services, Department of | Direct | | 5 U01 IP000474-03 | 93.185 | Immunization Research, Demonstration, Public Information and Education_Training and Clinical Skills Improvement Projects | (13,427) | - |
| Health and Human Services, Department of | Direct | | 5 U01 IP000474-05 | 93.185 | Immunization Research, Demonstration, Public Information and Education_Training and Clinical Skills Improvement Projects | 1,375,706 | 132,982 |
| Health and Human Services, Department of | Direct | | 5 U01 IP000499-03 | 93.185 | Immunization Research, Demonstration, Public Information and Education_Training and Clinical Skills Improvement Projects | 145,195 | 778 |
| Health and Human Services, Department of | Pass-Through | University of Colorado | FY15.613.001/Proj.2-5-23896 | 93.185 | Immunization Research, Demonstration, Public Information and Education_Training and Clinical Skills Improvement Projects | 1,173 | - |
| Health and Human Services, Department of | Pass-Through | University of Nebraska | 34-5507-1034-012 | 93.191 | Graduate Psychology Education | \$ 1,527,875 | \$ 147,236 |
| Health and Human Services, Department of | Direct | | 1 R01 AT008243-01 | 93.213 | Research and Training in Complementary and Integrative Health | \$ (571) | \$ - |
| Health and Human Services, Department of | Direct | | 1 R01 AT009003 01 | 93.213 | Research and Training in Complementary and Integrative Health | 197,094 | 6,499 |
| Health and Human Services, Department of | Direct | | 4 R01 AT007550-04 | 93.213 | Research and Training in Complementary and Integrative Health | 75,990 | - |
| Health and Human Services, Department of | Direct | | 5 R01 AT007550-03 | 93.213 | Research and Training in Complementary and Integrative Health | 542,548 | 138,872 |
| Health and Human Services, Department of | Direct | | 5 R01 AT007620-02 | 93.213 | Research and Training in Complementary and Integrative Health | 333,275 | - |
| Health and Human Services, Department of | Direct | | 5 R21 AT007357-02 | 93.213 | Research and Training in Complementary and Integrative Health | 73,010 | - |
| Health and Human Services, Department of | Direct | | 7 K01 AT006162-05 | 93.213 | Research and Training in Complementary and Integrative Health | 67,728 | - |
| | | | | | | \$ 1,289,074 | \$ 145,371 |
| Health and Human Services, Department of | Direct | | T32 HS000053 | 93.225 | National Research Service Awards_Health Services Research Training | \$ (154,226) | \$ - |
| Health and Human Services, Department of | Direct | | T32 HS000053 | 93.225 | National Research Service Awards_Health Services Research Training | 450,622 | - |
| | | | | | | \$ 296,396 | \$ - |
| Health and Human Services, Department of | Direct | | 1 F32 HS024193-01 | 93.226 | Research on Healthcare Costs, Quality and Outcomes | \$ 63,470 | \$ - |
| Health and Human Services, Department of | Direct | | 1 K08 HS020937-01 | 93.226 | Research on Healthcare Costs, Quality and Outcomes | 12,204 | - |
| Health and Human Services, Department of | Direct | | 1 K08 HS024160 01 | 93.226 | Research on Healthcare Costs, Quality and Outcomes | 118,109 | - |
| Health and Human Services, Department of | Direct | | 1 K08 HS024552-01 | 93.226 | Research on Healthcare Costs, Quality and Outcomes | 33,576 | - |
| Health and Human Services, Department of | Direct | | 1 P30 HS024385-01 | 93.226 | Research on Healthcare Costs, Quality and Outcomes | 460,091 | - |
| Health and Human Services, Department of | Direct | | 1 R01 HS022305-01A1 | 93.226 | Research on Healthcare Costs, Quality and Outcomes | 354,290 | - |
| Health and Human Services, Department of | Direct | | 1 R21 HS023786-01 | 93.226 | Research on Healthcare Costs, Quality and Outcomes | 108,578 | - |
| Health and Human Services, Department of | Direct | | 1 R21 HS024567-01 | 93.226 | Research on Healthcare Costs, Quality and Outcomes | 8,297 | - |
| Health and Human Services, Department of | Direct | | 1 R36 HS023517-01 A1 | 93.226 | Research on Healthcare Costs, Quality and Outcomes | 26,332 | - |
| Health and Human Services, Department of | Direct | | 1 R36 HS023719-01A1 | 93.226 | Research on Healthcare Costs, Quality and Outcomes | 34,342 | - |
| Health and Human Services, Department of | Direct | | 1 R36 HS024454-01 | 93.226 | Research on Healthcare Costs, Quality and Outcomes | 20,462 | - |
| Health and Human Services, Department of | Direct | | 1K08HS02331302 | 93.226 | Research on Healthcare Costs, Quality and Outcomes | 131,069 | - |
| Health and Human Services, Department of | Direct | | 1R01HS02359701 | 93.226 | Research on Healthcare Costs, Quality and Outcomes | 229,621 | 47,452 |
| Health and Human Services, Department of | Direct | | 1R03HS02290902 | 93.226 | Research on Healthcare Costs, Quality and Outcomes | 58,309 | - |
| Health and Human Services, Department of | Direct | | 2 R01 HS018334-05 | 93.226 | Research on Healthcare Costs, Quality and Outcomes | 82,679 | - |
| Health and Human Services, Department of | Direct | | 4 K08 HS020671-04 | 93.226 | Research on Healthcare Costs, Quality and Outcomes | 21,271 | - |
| Health and Human Services, Department of | Direct | | 4 K08 HS020927 04 | 93.226 | Research on Healthcare Costs, Quality and Outcomes | 116,314 | - |
| Health and Human Services, Department of | Direct | | 4 K08 HS020937 04 | 93.226 | Research on Healthcare Costs, Quality and Outcomes | 55,574 | - |
| Health and Human Services, Department of | Direct | | 4 R01 HS018334-06 | 93.226 | Research on Healthcare Costs, Quality and Outcomes | 326,203 | - |
| Health and Human Services, Department of | Direct | | 4 R01 HS020644-05 | 93.226 | Research on Healthcare Costs, Quality and Outcomes | 409,271 | 15,329 |
| Health and Human Services, Department of | Direct | | 4 R01 HS021681-03 | 93.226 | Research on Healthcare Costs, Quality and Outcomes | 374,754 | 11,611 |
| Health and Human Services, Department of | Direct | | 4 R01 HS022535 03 | 93.226 | Research on Healthcare Costs, Quality and Outcomes | 234,570 | 27,501 |
| Health and Human Services, Department of | Direct | | 5 K08 HS019767-05 | 93.226 | Research on Healthcare Costs, Quality and Outcomes | 64,680 | - |
| Health and Human Services, Department of | Direct | | 5 K08 HS020671-03 | 93.226 | Research on Healthcare Costs, Quality and Outcomes | 248 | - |
| Health and Human Services, Department of | Direct | | 5 K08 HS020672-03 | 93.226 | Research on Healthcare Costs, Quality and Outcomes | 2,322 | - |
| Health and Human Services, Department of | Direct | | 5 K08 HS020672-05 | 93.226 | Research on Healthcare Costs, Quality and Outcomes | 155,063 | - |
| Health and Human Services, Department of | Direct | | 5 K08 HS020927-04 | 93.226 | Research on Healthcare Costs, Quality and Outcomes | 36,044 | - |
| Health and Human Services, Department of | Direct | | 5 K08 HS022835-03 | 93.226 | Research on Healthcare Costs, Quality and Outcomes | 153,481 | - |
| Health and Human Services, Department of | Direct | | 5 K08 HS023621 02 | 93.226 | Research on Healthcare Costs, Quality and Outcomes | 119,308 | - |
| Health and Human Services, Department of | Direct | | 5 R01 HS018726-04 | 93.226 | Research on Healthcare Costs, Quality and Outcomes | 11,444 | - |
| Health and Human Services, Department of | Direct | | 5 R01 HS020644-04 | 93.226 | Research on Healthcare Costs, Quality and Outcomes | 95,071 | 4,689 |
| Health and Human Services, Department of | Direct | | 5 R01 HS021681-02 | 93.226 | Research on Healthcare Costs, Quality and Outcomes | 153,536 | 11,284 |
| Health and Human Services, Department of | Direct | | 5 R01 HS022535-02 | 93.226 | Research on Healthcare Costs, Quality and Outcomes | 73,346 | - |
| Health and Human Services, Department of | Direct | | 5 R01 HS023784-02 | 93.226 | Research on Healthcare Costs, Quality and Outcomes | 265,372 | - |
| Health and Human Services, Department of | Direct | | 5 R18 HS019625-03 | 93.226 | Research on Healthcare Costs, Quality and Outcomes | 5,589 | - |
| Health and Human Services, Department of | Direct | | 5 R18 HS021425-02 | 93.226 | Research on Healthcare Costs, Quality and Outcomes | (5,275) | - |
| Health and Human Services, Department of | Direct | | 5 R18 HS021425-04 | 93.226 | Research on Healthcare Costs, Quality and Outcomes | 208,795 | - |
| Health and Human Services, Department of | Direct | | 5 R18 HS022258-02 | 93.226 | Research on Healthcare Costs, Quality and Outcomes | 161,954 | - |
| Health and Human Services, Department of | Direct | | 5 R21 HS022336-02 | 93.226 | Research on Healthcare Costs, Quality and Outcomes | 132,405 | 8,704 |
| Health and Human Services, Department of | Direct | | 5 R21 HS023566-02 | 93.226 | Research on Healthcare Costs, Quality and Outcomes | 215,922 | 32,977 |
| Health and Human Services, Department of | Direct | | 5 R21 HS023865-02 | 93.226 | Research on Healthcare Costs, Quality and Outcomes | 91,423 | - |

University of Michigan
Schedule of Expenditures of Federal Awards
For the Year Ended June 30, 2016

| Cluster Title/Federal Grantor/Program | Type | Pass-Through Grantor | Award Identifier | CFDA Number | CFDA Program Title | Federal Expenditures | Subrecipient |
|--|--------------|---|------------------------------|-------------|--|----------------------|-------------------|
| Health and Human Services, Department of | Direct | | 5 U18 HS020516-04 | 93.226 | Research on Healthcare Costs, Quality and Outcomes | 529,334 | - |
| Health and Human Services, Department of | Direct | | 5R21HS023613-02 | 93.226 | Research on Healthcare Costs, Quality and Outcomes | 161,846 | - |
| Health and Human Services, Department of | Direct | | 7 K01 HS018546-06 | 93.226 | Research on Healthcare Costs, Quality and Outcomes | 22,129 | - |
| Health and Human Services, Department of | Pass-Through | Dartmouth College | 1600 | 93.226 | Research on Healthcare Costs, Quality and Outcomes | 10,152 | - |
| Health and Human Services, Department of | Pass-Through | Dartmouth College | 1P3-HS024403-01 | 93.226 | Research on Healthcare Costs, Quality and Outcomes | 5,670 | - |
| Health and Human Services, Department of | Pass-Through | Oregon Health and Science University | 1005864_UMICH | 93.226 | Research on Healthcare Costs, Quality and Outcomes | 16,175 | - |
| Health and Human Services, Department of | Pass-Through | University of Toledo | F2013-1 | 93.226 | Research on Healthcare Costs, Quality and Outcomes | (21,504) | - |
| | | | | | | <u>\$ 5,943,916</u> | <u>\$ 159,547</u> |
| Health and Human Services, Department of | Direct | | 4 R01 HL105999-05 | 93.233 | National Center on Sleep Disorders Research | \$ 350,284 | \$ 2,797 |
| Health and Human Services, Department of | Direct | | 5 K23 HL122461-02 | 93.233 | National Center on Sleep Disorders Research | 146,426 | - |
| Health and Human Services, Department of | Direct | | 5 R01 HL105999-04 | 93.233 | National Center on Sleep Disorders Research | 283,320 | 28,252 |
| Health and Human Services, Department of | Direct | | 5 R01 HL123379-02 | 93.233 | National Center on Sleep Disorders Research | 245,687 | - |
| | | | | | | <u>\$ 1,025,717</u> | <u>\$ 31,049</u> |
| Health and Human Services, Department of | Pass-Through | Michigan, State of, Health and Human Services, Department of | 20151590 | 93.236 | Grants to States to Support Oral Health Workforce Activities | \$ 23,650 | \$ - |
| Health and Human Services, Department of | Pass-Through | Michigan, State of, Health and Human Services, Department of | 20161120 | 93.236 | Grants to States to Support Oral Health Workforce Activities | <u>62,069</u> | <u>-</u> |
| | | | | | | <u>\$ 85,719</u> | <u>\$ -</u> |
| Health and Human Services, Department of | Direct | | 1 R21 MH109932-01 | 93.242 | Mental Health Research Grants | \$ 17,212 | \$ - |
| Health and Human Services, Department of | Direct | | 1R01MH10376103 | 93.242 | Mental Health Research Grants | 635,849 | 36,252 |
| Health and Human Services, Department of | Direct | | 2 R03 MH102648-02 | 93.242 | Mental Health Research Grants | 83,935 | 5,987 |
| Health and Human Services, Department of | Direct | | 2 R25 MH071279-11 | 93.242 | Mental Health Research Grants | 64,230 | - |
| Health and Human Services, Department of | Direct | | 3 R01 MH060670-14S1 | 93.242 | Mental Health Research Grants | 316,342 | - |
| Health and Human Services, Department of | Direct | | 4 K01 MH095920-04 | 93.242 | Mental Health Research Grants | 98,279 | - |
| Health and Human Services, Department of | Direct | | 5 F31 MH105149-02 | 93.242 | Mental Health Research Grants | 35,219 | - |
| Health and Human Services, Department of | Direct | | 5 K01 MH093708-04 | 93.242 | Mental Health Research Grants | 112,917 | - |
| Health and Human Services, Department of | Direct | | 5 K01 MH095920-03 | 93.242 | Mental Health Research Grants | 70,781 | - |
| Health and Human Services, Department of | Direct | | 5 K08 MH104743-02 | 93.242 | Mental Health Research Grants | 145,812 | - |
| Health and Human Services, Department of | Direct | | 5 K23 MH092648-04 | 93.242 | Mental Health Research Grants | 106,568 | 47,007 |
| Health and Human Services, Department of | Direct | | 5 R00 MH093459-05 | 93.242 | Mental Health Research Grants | 95,523 | - |
| Health and Human Services, Department of | Direct | | 5 R00 MH096939-04 | 93.242 | Mental Health Research Grants | 257,273 | - |
| Health and Human Services, Department of | Direct | | 5 R01 MH063649-13 | 93.242 | Mental Health Research Grants | 373,212 | - |
| Health and Human Services, Department of | Direct | | 5 R01 MH079994-05 | 93.242 | Mental Health Research Grants | 7,081 | - |
| Health and Human Services, Department of | Direct | | 5 R01 MH082784-08 | 93.242 | Mental Health Research Grants | 630,663 | 10,803 |
| Health and Human Services, Department of | Direct | | 5 R01 MH085321-05 | 93.242 | Mental Health Research Grants | 106 | - |
| Health and Human Services, Department of | Direct | | 5 R01 MH085321-07 | 93.242 | Mental Health Research Grants | 189,237 | - |
| Health and Human Services, Department of | Direct | | 5 R01 MH085798-05 | 93.242 | Mental Health Research Grants | 394 | - |
| Health and Human Services, Department of | Direct | | 5 R01 MH086530-05 | 93.242 | Mental Health Research Grants | 9,898 | 1,702 |
| Health and Human Services, Department of | Direct | | 5 R01 MH087557-05 | 93.242 | Mental Health Research Grants | 46,700 | - |
| Health and Human Services, Department of | Direct | | 5 R01 MH091186 05 | 93.242 | Mental Health Research Grants | 28,769 | - |
| Health and Human Services, Department of | Direct | | 5 R01 MH093486-04 | 93.242 | Mental Health Research Grants | 482,337 | - |
| Health and Human Services, Department of | Direct | | 5 R01 MH094145-03 | 93.242 | Mental Health Research Grants | 69,254 | 53,939 |
| Health and Human Services, Department of | Direct | | 5 R01 MH096699-04 | 93.242 | Mental Health Research Grants | 839,694 | 17,258 |
| Health and Human Services, Department of | Direct | | 5 R01 MH099898-03 | 93.242 | Mental Health Research Grants | 710,523 | 76,251 |
| Health and Human Services, Department of | Direct | | 5 R01 MH101459-03 | 93.242 | Mental Health Research Grants | 1,011,677 | - |
| Health and Human Services, Department of | Direct | | 5 R01 MH101493-03 | 93.242 | Mental Health Research Grants | 662,087 | 13,303 |
| Health and Human Services, Department of | Direct | | 5 R01 MH101697-03 | 93.242 | Mental Health Research Grants | 545,462 | - |
| Health and Human Services, Department of | Direct | | 5 R01 MH102242-03 | 93.242 | Mental Health Research Grants | 640,571 | - |
| Health and Human Services, Department of | Direct | | 5 R01 MH102263-03 | 93.242 | Mental Health Research Grants | 363,678 | 88,210 |
| Health and Human Services, Department of | Direct | | 5 R01 MH103244-03 | 93.242 | Mental Health Research Grants | 690,929 | 383,469 |
| Health and Human Services, Department of | Direct | | 5 R01 MH104261-03 | 93.242 | Mental Health Research Grants | 593,586 | - |
| Health and Human Services, Department of | Direct | | 5 R01 MH107741-02 | 93.242 | Mental Health Research Grants | 121,230 | - |
| Health and Human Services, Department of | Direct | | 5 R21 MH096216-02 | 93.242 | Mental Health Research Grants | (207) | - |
| Health and Human Services, Department of | Direct | | 5 R21 MH097012-02 | 93.242 | Mental Health Research Grants | (16,428) | - |
| Health and Human Services, Department of | Direct | | 5 R21 MH098174-02 | 93.242 | Mental Health Research Grants | 64,538 | - |
| Health and Human Services, Department of | Direct | | 5 R21 MH101676-02 | 93.242 | Mental Health Research Grants | 85,354 | - |
| Health and Human Services, Department of | Direct | | 5 R21 MH102539-02 | 93.242 | Mental Health Research Grants | 149,240 | - |
| Health and Human Services, Department of | Direct | | 5 R25 MH071279-10 | 93.242 | Mental Health Research Grants | 113,921 | - |
| Health and Human Services, Department of | Direct | | 5 R34 MH100404-03 | 93.242 | Mental Health Research Grants | 197,504 | - |
| Health and Human Services, Department of | Direct | | 5 R34 MH101997-02 | 93.242 | Mental Health Research Grants | 235,189 | - |
| Health and Human Services, Department of | Direct | | 5 R34 MH103447-03 | 93.242 | Mental Health Research Grants | 313,015 | - |
| Health and Human Services, Department of | Direct | | 5 R34MH095571 04 | 93.242 | Mental Health Research Grants | (3,110) | - |
| Health and Human Services, Department of | Direct | | 5 U01 MH104311-02 | 93.242 | Mental Health Research Grants | 2,978,787 | 1,794,173 |
| Health and Human Services, Department of | Direct | | 5 U01 MH105653-03 | 93.242 | Mental Health Research Grants | 545,588 | 35,467 |
| Health and Human Services, Department of | Direct | | 5 U01 MH106892-02 | 93.242 | Mental Health Research Grants | 808,242 | - |
| Health and Human Services, Department of | Direct | | 7 R01 MH095676-05 | 93.242 | Mental Health Research Grants | 124,329 | - |
| Health and Human Services, Department of | Pass-Through | Columbia University | 1 (GG005727-08) | 93.242 | Mental Health Research Grants | 34,102 | - |
| Health and Human Services, Department of | Pass-Through | Columbia University | 1(GG005727-07) | 93.242 | Mental Health Research Grants | 30,979 | - |
| Health and Human Services, Department of | Pass-Through | Columbia University | Subaward #3(GG005727-03) | 93.242 | Mental Health Research Grants | 89,653 | - |
| Health and Human Services, Department of | Pass-Through | Dartmouth College | R751 | 93.242 | Mental Health Research Grants | 55,476 | - |
| Health and Human Services, Department of | Pass-Through | Emory University | T461601 | 93.242 | Mental Health Research Grants | 80,205 | - |
| Health and Human Services, Department of | Pass-Through | Hektoen Institute for Medical Research, The | 50501-324-UMICH | 93.242 | Mental Health Research Grants | 25,807 | - |
| Health and Human Services, Department of | Pass-Through | Hektoen Institute for Medical Research, The | 50502-324-UMICH | 93.242 | Mental Health Research Grants | 9,504 | - |
| Health and Human Services, Department of | Pass-Through | Henry M. Jackson Foundation for the Advancement of Military Medicine, Inc (HJF) | 306115-12-99-63006 PO#786974 | 93.242 | Mental Health Research Grants | 5,160 | - |
| Health and Human Services, Department of | Pass-Through | International Association of Providers of AIDS Care (IAPAC) | P30 MH043520 | 93.242 | Mental Health Research Grants | 18,212 | - |
| Health and Human Services, Department of | Pass-Through | Johns Hopkins University | 2002745506 | 93.242 | Mental Health Research Grants | 10,430 | - |
| Health and Human Services, Department of | Pass-Through | Johns Hopkins University | PTE 5R25MH104660-02 | 93.242 | Mental Health Research Grants | 28,191 | - |
| Health and Human Services, Department of | Pass-Through | New York University | 13-A0-00-001751-01 | 93.242 | Mental Health Research Grants | 119,369 | - |

University of Michigan
Schedule of Expenditures of Federal Awards
For the Year Ended June 30, 2016

| Cluster Title/Federal Grantor/Program | Type | Pass-Through Grantor | Award Identifier | CFDA Number | CFDA Program Title | Federal Expenditures | Subrecipient |
|--|--------------|--|-----------------------------|-------------|---|----------------------|---------------------|
| Health and Human Services, Department of | Pass-Through | Northern Illinois University | G1A62527 | 93.242 | Mental Health Research Grants | 60,048 | - |
| Health and Human Services, Department of | Pass-Through | Oregon State University | P0399A-A | 93.242 | Mental Health Research Grants | 74,169 | - |
| Health and Human Services, Department of | Pass-Through | Research Foundation of Mental Hygiene, Inc. | 25799 | 93.242 | Mental Health Research Grants | 902 | - |
| Health and Human Services, Department of | Pass-Through | Stony Brook University | 1125719-2-71758 | 93.242 | Mental Health Research Grants | 64,609 | - |
| Health and Human Services, Department of | Pass-Through | The University of Texas Health Science Center at Houston | 0010530A | 93.242 | Mental Health Research Grants | 13,331 | - |
| Health and Human Services, Department of | Pass-Through | University of Alabama at Birmingham (UAB) | 000504051-003 | 93.242 | Mental Health Research Grants | 8,085 | - |
| Health and Human Services, Department of | Pass-Through | University of California - San Francisco | 9022sc | 93.242 | Mental Health Research Grants | 15,222 | - |
| Health and Human Services, Department of | Pass-Through | University of California-San Diego | 10313964 | 93.242 | Mental Health Research Grants | 22 | - |
| Health and Human Services, Department of | Pass-Through | University of Colorado | 1547677 | 93.242 | Mental Health Research Grants | 3,183 | - |
| Health and Human Services, Department of | Pass-Through | University of Illinois at Chicago | 2012-03036-01-00 | 93.242 | Mental Health Research Grants | 40,512 | - |
| Health and Human Services, Department of | Pass-Through | University of Miami, Florida, The | 663542 | 93.242 | Mental Health Research Grants | 36,984 | - |
| Health and Human Services, Department of | Pass-Through | University of North Carolina at Chapel Hill-MMRRC | 5102700 | 93.242 | Mental Health Research Grants | 61,862 | - |
| Health and Human Services, Department of | Pass-Through | University of Rochester | PO#416188-G, UR#5-28681 | 93.242 | Mental Health Research Grants | 21,273 | - |
| | | | | | | <u>\$ 16,560,280</u> | <u>\$ 2,563,821</u> |
| Health and Human Services, Department of | Direct | | 5 G02 HP27954-02-00 | 93.243 | Substance Abuse and Mental Health Services_Projects of Regional and National Significance | \$ 582,135 | \$ - |
| Health and Human Services, Department of | Pass-Through | American Indian Health and Family Services of SE Michigan, Inc (AIHFS) | Research Agreement | 93.243 | Substance Abuse and Mental Health Services_Projects of Regional and National Significance | 91,416 | - |
| Health and Human Services, Department of | Pass-Through | Behavioral Connections of Wood County Inc | Research Agreement | 93.243 | Substance Abuse and Mental Health Services_Projects of Regional and National Significance | 1,660 | - |
| Health and Human Services, Department of | Pass-Through | Michigan, State of, Health and Human Services, Department of | 20152334 | 93.243 | Substance Abuse and Mental Health Services_Projects of Regional and National Significance | 9,747 | - |
| Health and Human Services, Department of | Pass-Through | Michigan, State of, Health and Human Services, Department of | 20161131 | 93.243 | Substance Abuse and Mental Health Services_Projects of Regional and National Significance | 35,519 | - |
| | | | | | | <u>\$ 720,477</u> | <u>\$ -</u> |
| Health and Human Services, Department of | Direct | | 4 D09 HP22631-03-03 | 93.247 | Advanced Nursing Education Grant Program | \$ 16,924 | \$ - |
| Health and Human Services, Department of | Direct | | 5 D09 HP22636-03-00 | 93.247 | Advanced Nursing Education Grant Program | 7,477 | - |
| Health and Human Services, Department of | Direct | | 5 D09 HP2867702-00 | 93.247 | Advanced Nursing Education Grant Program | 127,004 | - |
| | | | | | | <u>\$ 151,405</u> | <u>\$ -</u> |
| Health and Human Services, Department of | Direct | | 5 R01 OH010297-03 | 93.262 | Occupational Safety and Health Program | \$ 304,458 | \$ 13,000 |
| Health and Human Services, Department of | Direct | | 5 R01 OH010582-03 | 93.262 | Occupational Safety and Health Program | 488,180 | - |
| Health and Human Services, Department of | Direct | | 5 R21 OH010482-02 | 93.262 | Occupational Safety and Health Program | 100,312 | - |
| Health and Human Services, Department of | Direct | | T42 OH008455 | 93.262 | Occupational Safety and Health Program | (1,728) | - |
| Health and Human Services, Department of | Direct | | T42 OH008455 | 93.262 | Occupational Safety and Health Program | 1,866,898 | 16,675 |
| Health and Human Services, Department of | Pass-Through | University of Washington | 761265 | 93.262 | Occupational Safety and Health Program | (4,163) | - |
| Health and Human Services, Department of | Pass-Through | University of Washington | UWSC7198 | 93.262 | Occupational Safety and Health Program | 46,476 | - |
| Health and Human Services, Department of | Pass-Through | University of Washington | UWSC8024 | 93.262 | Occupational Safety and Health Program | 125,927 | - |
| | | | | | | <u>\$ 2,926,360</u> | <u>\$ 29,675</u> |
| Health and Human Services, Department of | Direct | | 1 K01 AA024167-01 | 93.273 | Alcohol Research Programs | \$ 37,711 | \$ - |
| Health and Human Services, Department of | Direct | | 1 R01 AA023187-01A1 | 93.273 | Alcohol Research Programs | 288,929 | - |
| Health and Human Services, Department of | Direct | | 1 R01 AA02350401 | 93.273 | Alcohol Research Programs | 232,217 | - |
| Health and Human Services, Department of | Direct | | 1 R01 AA024175-01 | 93.273 | Alcohol Research Programs | 150,634 | - |
| Health and Human Services, Department of | Direct | | 1K23AA022641-02 | 93.273 | Alcohol Research Programs | 130,336 | - |
| Health and Human Services, Department of | Direct | | 4 K23 AA020297-05 | 93.273 | Alcohol Research Programs | 55,459 | - |
| Health and Human Services, Department of | Direct | | 5 F31 AA023121-02 | 93.273 | Alcohol Research Programs | 38,323 | - |
| Health and Human Services, Department of | Direct | | 5 K23 AA020297-04 | 93.273 | Alcohol Research Programs | 87,666 | - |
| Health and Human Services, Department of | Direct | | 5 R01 AA007065-28 | 93.273 | Alcohol Research Programs | 686,916 | - |
| Health and Human Services, Department of | Direct | | 5 R01 AA012217-15 | 93.273 | Alcohol Research Programs | 469,042 | 33,753 |
| Health and Human Services, Department of | Direct | | 5 R01 AA018659-05 | 93.273 | Alcohol Research Programs | 224,318 | - |
| Health and Human Services, Department of | Direct | | 5 R01 AA023122-03 | 93.273 | Alcohol Research Programs | 568,022 | - |
| Health and Human Services, Department of | Direct | | 5 R21 AA021204-02 | 93.273 | Alcohol Research Programs | (19,550) | - |
| Health and Human Services, Department of | Direct | | 5 R21 AA02142602 | 93.273 | Alcohol Research Programs | 20,663 | 9,042 |
| Health and Human Services, Department of | Direct | | 5 R21 AA022339-02 | 93.273 | Alcohol Research Programs | 245,215 | - |
| Health and Human Services, Department of | Direct | | 5 R21 AA0227420-2 | 93.273 | Alcohol Research Programs | 195,924 | - |
| Health and Human Services, Department of | Direct | | T32 AA007477 | 93.273 | Alcohol Research Programs | 46,406 | - |
| Health and Human Services, Department of | Pass-Through | Cornell University | 69951-10235 | 93.273 | Alcohol Research Programs | 56,730 | - |
| Health and Human Services, Department of | Pass-Through | Florida International University | 800006317-01UG | 93.273 | Alcohol Research Programs | 23,207 | - |
| Health and Human Services, Department of | Pass-Through | Idaho State University | 11-255X | 93.273 | Alcohol Research Programs | 28,275 | - |
| Health and Human Services, Department of | Pass-Through | Kennedy Krieger Institute | Subcontract 7R21AA024404-02 | 93.273 | Alcohol Research Programs | 3,071 | - |
| Health and Human Services, Department of | Pass-Through | Oregon Health and Science University | 9007455UM | 93.273 | Alcohol Research Programs | 40,344 | - |
| Health and Human Services, Department of | Pass-Through | Pennsylvania State University | 4434-UM-DHHS-9606 | 93.273 | Alcohol Research Programs | 41,864 | - |
| Health and Human Services, Department of | Pass-Through | University of Colorado | 1552087 | 93.273 | Alcohol Research Programs | 262,185 | - |
| Health and Human Services, Department of | Pass-Through | University of Washington | UWSC7440 | 93.273 | Alcohol Research Programs | 50,357 | - |
| | | | | | | <u>\$ 3,964,264</u> | <u>\$ 42,795</u> |
| Health and Human Services, Department of | Pass-Through | SRSly Coalition | Award Ltr dtd 2/2/15 | 93.276 | Drug-Free Communities Support Program Grants | \$ 20,716 | \$ - |
| Health and Human Services, Department of | Direct | | 1 F32 DA038383-02 | 93.279 | Drug Abuse and Addiction Research Programs | \$ 23,619 | \$ - |
| Health and Human Services, Department of | Direct | | 1 K23 DA038718-01A1 | 93.279 | Drug Abuse and Addiction Research Programs | 18,091 | - |
| Health and Human Services, Department of | Direct | | 1 R01 DA038261 01A1 | 93.279 | Drug Abuse and Addiction Research Programs | 290,931 | - |
| Health and Human Services, Department of | Direct | | 1 R01 DA039159-001A1 | 93.279 | Drug Abuse and Addiction Research Programs | 20,487 | - |
| Health and Human Services, Department of | Direct | | 1 R01 DA039901-02 | 93.279 | Drug Abuse and Addiction Research Programs | 346,998 | 41,964 |
| Health and Human Services, Department of | Direct | | 1 R03 DA034718-01A1 | 93.279 | Drug Abuse and Addiction Research Programs | 35,437 | 5,830 |
| Health and Human Services, Department of | Direct | | 2 R01 DA031160-05 | 93.279 | Drug Abuse and Addiction Research Programs | 178,315 | - |
| Health and Human Services, Department of | Direct | | 3 R01 DA030339-05S2 | 93.279 | Drug Abuse and Addiction Research Programs | 558 | - |
| Health and Human Services, Department of | Direct | | 4 K01 DA034765-04 | 93.279 | Drug Abuse and Addiction Research Programs | 83,046 | - |
| Health and Human Services, Department of | Direct | | 4 P01 DA031656-05 | 93.279 | Drug Abuse and Addiction Research Programs | 277,154 | - |
| Health and Human Services, Department of | Direct | | 4 R01 DA001411-42 | 93.279 | Drug Abuse and Addiction Research Programs | 1,043,291 | 17,662 |
| Health and Human Services, Department of | Direct | | 4 R01 DA003910-30 | 93.279 | Drug Abuse and Addiction Research Programs | 128,648 | - |
| Health and Human Services, Department of | Direct | | 4 R01 DA011697-14 | 93.279 | Drug Abuse and Addiction Research Programs | 81,157 | - |

University of Michigan
Schedule of Expenditures of Federal Awards
For the Year Ended June 30, 2016

| Cluster Title/Federal Grantor/Program | Type | Pass-Through Grantor | Award Identifier | CFDA Number | CFDA Program Title | Federal Expenditures | Subrecipient |
|--|--------------|---|-------------------------|-------------|--|----------------------|-------------------|
| Health and Human Services, Department of | Direct | | 4 R01 DA016575-14 | 93.279 | Drug Abuse and Addiction Research Programs | 391,459 | - |
| Health and Human Services, Department of | Direct | | 4 R01 DA033397-04 | 93.279 | Drug Abuse and Addiction Research Programs | 174,607 | - |
| Health and Human Services, Department of | Direct | | 4 R01 DA035183-04 | 93.279 | Drug Abuse and Addiction Research Programs | 95,269 | 19,020 |
| Health and Human Services, Department of | Direct | | 5 F31 DA037680-02 | 93.279 | Drug Abuse and Addiction Research Programs | 34,840 | - |
| Health and Human Services, Department of | Direct | | 5 F31 DA038488-02 | 93.279 | Drug Abuse and Addiction Research Programs | 33,602 | - |
| Health and Human Services, Department of | Direct | | 5 K01 DA034765-03 | 93.279 | Drug Abuse and Addiction Research Programs | 50,274 | - |
| Health and Human Services, Department of | Direct | | 5 K08 DA037912-03 | 93.279 | Drug Abuse and Addiction Research Programs | 223,042 | - |
| Health and Human Services, Department of | Direct | | 5 K23 DA036008-03 | 93.279 | Drug Abuse and Addiction Research Programs | 169,996 | - |
| Health and Human Services, Department of | Direct | | 5 P01 DA031656-04 | 93.279 | Drug Abuse and Addiction Research Programs | 987,756 | - |
| Health and Human Services, Department of | Direct | | 5 R01 DA003910-29 | 93.279 | Drug Abuse and Addiction Research Programs | 457,364 | - |
| Health and Human Services, Department of | Direct | | 5 R01 DA011697-13 | 93.279 | Drug Abuse and Addiction Research Programs | 114,352 | - |
| Health and Human Services, Department of | Direct | | 5 R01 DA015188-10 | 93.279 | Drug Abuse and Addiction Research Programs | 156,684 | - |
| Health and Human Services, Department of | Direct | | 5 R01 DA027494-05 | 93.279 | Drug Abuse and Addiction Research Programs | 6,599 | - |
| Health and Human Services, Department of | Direct | | 5 R01 DA029587-05 | 93.279 | Drug Abuse and Addiction Research Programs | 169,937 | - |
| Health and Human Services, Department of | Direct | | 5 R01 DA030339-05 | 93.279 | Drug Abuse and Addiction Research Programs | 439,356 | - |
| Health and Human Services, Department of | Direct | | 5 R01 DA032943-03 | 93.279 | Drug Abuse and Addiction Research Programs | 388,526 | 62,754 |
| Health and Human Services, Department of | Direct | | 5 R01 DA033397-03 | 93.279 | Drug Abuse and Addiction Research Programs | 517,638 | - |
| Health and Human Services, Department of | Direct | | 5 R01 DA034606-03 | 93.279 | Drug Abuse and Addiction Research Programs | 211,781 | 68,232 |
| Health and Human Services, Department of | Direct | | 5 R01 DA035183-03 | 93.279 | Drug Abuse and Addiction Research Programs | 650,421 | 36,133 |
| Health and Human Services, Department of | Direct | | 5 R01 DA035316-03 | 93.279 | Drug Abuse and Addiction Research Programs | 375,182 | 149,661 |
| Health and Human Services, Department of | Direct | | 5 R01 DA035811-03 | 93.279 | Drug Abuse and Addiction Research Programs | 679,315 | 226,074 |
| Health and Human Services, Department of | Direct | | 5 R01 DA038599-02 | 93.279 | Drug Abuse and Addiction Research Programs | 503,016 | 91,558 |
| Health and Human Services, Department of | Direct | | 5 R01 DA039952-02 | 93.279 | Drug Abuse and Addiction Research Programs | 318,499 | - |
| Health and Human Services, Department of | Direct | | 5 R01 DA041032-02 | 93.279 | Drug Abuse and Addiction Research Programs | 301,730 | - |
| Health and Human Services, Department of | Direct | | 5 R03 DA039003-02 | 93.279 | Drug Abuse and Addiction Research Programs | 45,489 | - |
| Health and Human Services, Department of | Direct | | 5 R21 DA032747-02 | 93.279 | Drug Abuse and Addiction Research Programs | (2,746) | - |
| Health and Human Services, Department of | Direct | | 5 R34 DA035331-03 | 93.279 | Drug Abuse and Addiction Research Programs | 242,517 | - |
| Health and Human Services, Department of | Direct | | 5 R37 DA039997-02 | 93.279 | Drug Abuse and Addiction Research Programs | 508,190 | 46,693 |
| Health and Human Services, Department of | Direct | | 5 U01 DA041106-02 | 93.279 | Drug Abuse and Addiction Research Programs | 255,071 | 54,481 |
| Health and Human Services, Department of | Direct | | 5R01DA00141141 | 93.279 | Drug Abuse and Addiction Research Programs | 5,109,037 | 87,433 |
| Health and Human Services, Department of | Direct | | 5R01DA01657513 | 93.279 | Drug Abuse and Addiction Research Programs | 1,744,878 | - |
| Health and Human Services, Department of | Direct | | 5R01DA036541-02 | 93.279 | Drug Abuse and Addiction Research Programs | 165,770 | - |
| Health and Human Services, Department of | Direct | | 7 K01 DA036681-02 | 93.279 | Drug Abuse and Addiction Research Programs | 91,301 | - |
| Health and Human Services, Department of | Direct | | R01 DA037902-02 | 93.279 | Drug Abuse and Addiction Research Programs | 420,406 | 81,104 |
| Health and Human Services, Department of | Direct | | T32 DA007267 | 93.279 | Drug Abuse and Addiction Research Programs | 171,609 | - |
| Health and Human Services, Department of | Direct | | T32 DA007268 | 93.279 | Drug Abuse and Addiction Research Programs | 327,672 | - |
| Health and Human Services, Department of | Direct | | T32 DA007281 | 93.279 | Drug Abuse and Addiction Research Programs | 60,058 | - |
| Health and Human Services, Department of | Pass-Through | Albert Einstein College of Medicine, Inc., | 310734 | 93.279 | Drug Abuse and Addiction Research Programs | 59,596 | - |
| Health and Human Services, Department of | Pass-Through | Boys Town National Research Hospital | 97008 | 93.279 | Drug Abuse and Addiction Research Programs | 115,337 | - |
| Health and Human Services, Department of | Pass-Through | Fordham University | FORD00002 | 93.279 | Drug Abuse and Addiction Research Programs | 18,064 | - |
| Health and Human Services, Department of | Pass-Through | Group Health Research Institute (GHRI) | 2014186906 | 93.279 | Drug Abuse and Addiction Research Programs | 3,583 | - |
| Health and Human Services, Department of | Pass-Through | Group Health Research Institute (GHRI) | 2014186906 | 93.279 | Drug Abuse and Addiction Research Programs | 15,660 | - |
| Health and Human Services, Department of | Pass-Through | Michigan State University | RC104851UM | 93.279 | Drug Abuse and Addiction Research Programs | 218,824 | - |
| Health and Human Services, Department of | Pass-Through | Pennsylvania State University | 3140-UM-DHHS-0075 | 93.279 | Drug Abuse and Addiction Research Programs | 171,192 | - |
| Health and Human Services, Department of | Pass-Through | Pennsylvania State University | 5276-UM-DHHS-9838 | 93.279 | Drug Abuse and Addiction Research Programs | 406,711 | - |
| Health and Human Services, Department of | Pass-Through | Possibilities for Change LLC | Award Letter | 93.279 | Drug Abuse and Addiction Research Programs | (9) | - |
| Health and Human Services, Department of | Pass-Through | Research Foundation of Mental Hygiene, Inc. | PO # 108074 | 93.279 | Drug Abuse and Addiction Research Programs | 87,041 | - |
| Health and Human Services, Department of | Pass-Through | Stanford University | 60364390-109591-A | 93.279 | Drug Abuse and Addiction Research Programs | 54,959 | - |
| Health and Human Services, Department of | Pass-Through | University of Bath | Subcontract | 93.279 | Drug Abuse and Addiction Research Programs | 219,464 | - |
| Health and Human Services, Department of | Pass-Through | University of California-San Diego | 69115330 | 93.279 | Drug Abuse and Addiction Research Programs | 70,435 | - |
| Health and Human Services, Department of | Pass-Through | University of California-San Diego | 72012619 | 93.279 | Drug Abuse and Addiction Research Programs | 112,888 | - |
| Health and Human Services, Department of | Pass-Through | University of Chicago | FP054777 | 93.279 | Drug Abuse and Addiction Research Programs | 13,188 | - |
| Health and Human Services, Department of | Pass-Through | University of Chicago | FP056206-B | 93.279 | Drug Abuse and Addiction Research Programs | 201,001 | - |
| Health and Human Services, Department of | Pass-Through | University of Colorado | 1552655 | 93.279 | Drug Abuse and Addiction Research Programs | 82,303 | - |
| Health and Human Services, Department of | Pass-Through | University of Colorado | 1550017/1000171003 | 93.279 | Drug Abuse and Addiction Research Programs | 14,639 | - |
| Health and Human Services, Department of | Pass-Through | University of Kentucky Research Foundation | 3048109330-13-153 | 93.279 | Drug Abuse and Addiction Research Programs | 15,738 | - |
| Health and Human Services, Department of | Pass-Through | University of Kentucky Research Foundation | 3048110289-13-237 | 93.279 | Drug Abuse and Addiction Research Programs | 90,291 | - |
| Health and Human Services, Department of | Pass-Through | University of Minnesota | P004670602 | 93.279 | Drug Abuse and Addiction Research Programs | 11,793 | - |
| Health and Human Services, Department of | Pass-Through | University of Washington | UWSC8498 | 93.279 | Drug Abuse and Addiction Research Programs | 17,526 | - |
| Health and Human Services, Department of | Pass-Through | Washington University in St. Louis | WU-13-78/ PO # 2916721W | 93.279 | Drug Abuse and Addiction Research Programs | 72,706 | - |
| | | | | | | \$ 21,191,159 | \$ 988,599 |
| Health and Human Services, Department of | Direct | | 5 K23 MH095109-04 | 93.281 | Mental Health Research Career/Scientist Development Awards | \$ (10,824) | \$ - |
| Health and Human Services, Department of | Direct | | 5 F31 MH097451-03 | 93.282 | Mental Health National Research Service Awards for Research Training | \$ (8,069) | \$ - |
| Health and Human Services, Department of | Pass-Through | Dartmouth College | 818 | 93.282 | Mental Health National Research Service Awards for Research Training | 8,564 | - |
| | | | | | | \$ 495 | \$ - |
| Health and Human Services, Department of | Direct | | 5 U01 DP003250-02 | 93.283 | Centers for Disease Control and Prevention_Investigations and Technical Assistance | \$ 225,535 | \$ - |
| Health and Human Services, Department of | Direct | | 5 U01 DP003250-04 | 93.283 | Centers for Disease Control and Prevention_Investigations and Technical Assistance | 626,855 | - |
| Health and Human Services, Department of | Direct | | 5 U05 OMN000039 03 | 93.283 | Centers for Disease Control and Prevention_Investigations and Technical Assistance | 26 | - |
| Health and Human Services, Department of | Direct | | 5 U50 MN000039-05 | 93.283 | Centers for Disease Control and Prevention_Investigations and Technical Assistance | 590,274 | - |
| Health and Human Services, Department of | Pass-Through | American Thrombosis & Hemostasis Network | ATHN2011002-HTC3-3 | 93.283 | Centers for Disease Control and Prevention_Investigations and Technical Assistance | 3,694 | - |

University of Michigan
Schedule of Expenditures of Federal Awards
For the Year Ended June 30, 2016

| Cluster Title/Federal Grantor/Program | Type | Pass-Through Grantor | Award Identifier | CFDA Number | CFDA Program Title | Federal Expenditures | Subrecipient |
|--|--------------|--|---------------------|-------------|--|----------------------|--------------|
| Health and Human Services, Department of | Pass-Through | Hektroen Institute for Medical Research, The | 1074-324-UM-01 | 93.283 | Centers for Disease Control and Prevention_Investigations and Technical Assistance | 14,864 | - |
| Health and Human Services, Department of | Pass-Through | Michigan, State of, Health and Human Services, Department of | 20100821 | 93.283 | Centers for Disease Control and Prevention_Investigations and Technical Assistance | (371) | - |
| Health and Human Services, Department of | Pass-Through | National Association for Chronic Disease Directors (NACDD) | 1792015 | 93.283 | Centers for Disease Control and Prevention_Investigations and Technical Assistance | 164,578 | - |
| Health and Human Services, Department of | Pass-Through | National Kidney Foundation of Michigan | Agmt dtd 9/1/10 | 93.283 | Centers for Disease Control and Prevention_Investigations and Technical Assistance | 17,369 | - |
| | | | | | | \$ 1,642,824 | \$ - |
| Health and Human Services, Department of | Direct | | 1 F32 EB019800-01A1 | 93.286 | Discovery and Applied Research for Technological Innovations to Improve Human Health | 43,283 | - |
| Health and Human Services, Department of | Direct | | 1 R01 EB019834-02 | 93.286 | Discovery and Applied Research for Technological Innovations to Improve Human Health | 315,588 | 73,625 |
| Health and Human Services, Department of | Direct | | 1 R03 EB019352 01 | 93.286 | Discovery and Applied Research for Technological Innovations to Improve Human Health | 104,190 | - |
| Health and Human Services, Department of | Direct | | 1 R21 EB019221-02 | 93.286 | Discovery and Applied Research for Technological Innovations to Improve Human Health | 65,300 | - |
| Health and Human Services, Department of | Direct | | 1 R21 EB021562-01 | 93.286 | Discovery and Applied Research for Technological Innovations to Improve Human Health | 28,133 | - |
| Health and Human Services, Department of | Direct | | 4 R01 EB006476-08 | 93.286 | Discovery and Applied Research for Technological Innovations to Improve Human Health | 78,780 | - |
| Health and Human Services, Department of | Direct | | 4 R01 EB016079-04 | 93.286 | Discovery and Applied Research for Technological Innovations to Improve Human Health | 54,047 | - |
| Health and Human Services, Department of | Direct | | 4 R37 EB003320-18 | 93.286 | Discovery and Applied Research for Technological Innovations to Improve Human Health | 177,435 | - |
| Health and Human Services, Department of | Direct | | 4 R37 EB003320-19 | 93.286 | Discovery and Applied Research for Technological Innovations to Improve Human Health | 71,057 | - |
| Health and Human Services, Department of | Direct | | 5 01 EB008998-07 | 93.286 | Discovery and Applied Research for Technological Innovations to Improve Human Health | 488,868 | - |
| Health and Human Services, Department of | Direct | | 5 F31 EB019320-02 | 93.286 | Discovery and Applied Research for Technological Innovations to Improve Human Health | 37,994 | - |
| Health and Human Services, Department of | Direct | | 5 R01 EB000558 16 | 93.286 | Discovery and Applied Research for Technological Innovations to Improve Human Health | (8,299) | - |
| Health and Human Services, Department of | Direct | | 5 R01 EB000783-16 | 93.286 | Discovery and Applied Research for Technological Innovations to Improve Human Health | 30,331 | - |
| Health and Human Services, Department of | Direct | | 5 R01 EB000784-32 | 93.286 | Discovery and Applied Research for Technological Innovations to Improve Human Health | 93,616 | - |
| Health and Human Services, Department of | Direct | | 5 R01 EB001994-15 | 93.286 | Discovery and Applied Research for Technological Innovations to Improve Human Health | 93,321 | - |
| Health and Human Services, Department of | Direct | | 5 R01 EB005678-10 | 93.286 | Discovery and Applied Research for Technological Innovations to Improve Human Health | 936,592 | 575,650 |
| Health and Human Services, Department of | Direct | | 5 R01 EB006476-07 | 93.286 | Discovery and Applied Research for Technological Innovations to Improve Human Health | 475,836 | - |
| Health and Human Services, Department of | Direct | | 5 R01 EB009910-07 | 93.286 | Discovery and Applied Research for Technological Innovations to Improve Human Health | 430,672 | 220,140 |
| Health and Human Services, Department of | Direct | | 5 R01 EB012579-07 | 93.286 | Discovery and Applied Research for Technological Innovations to Improve Human Health | 182,440 | 107,709 |
| Health and Human Services, Department of | Direct | | 5 R01 EB013198-07 | 93.286 | Discovery and Applied Research for Technological Innovations to Improve Human Health | 400,498 | 115,105 |
| Health and Human Services, Department of | Direct | | 5 R01 EB016079-03 | 93.286 | Discovery and Applied Research for Technological Innovations to Improve Human Health | 203,716 | - |
| Health and Human Services, Department of | Direct | | 5 R01 EB018297-02 | 93.286 | Discovery and Applied Research for Technological Innovations to Improve Human Health | 461,558 | - |
| Health and Human Services, Department of | Direct | | 5 R01 EB019436-02 | 93.286 | Discovery and Applied Research for Technological Innovations to Improve Human Health | 445,911 | - |
| Health and Human Services, Department of | Direct | | 5 R01 EB020644-02 | 93.286 | Discovery and Applied Research for Technological Innovations to Improve Human Health | 346,389 | - |
| Health and Human Services, Department of | Direct | | 5 R03 EB019180-02 | 93.286 | Discovery and Applied Research for Technological Innovations to Improve Human Health | 101,422 | - |
| Health and Human Services, Department of | Direct | | 5 R21 EB016236-02 | 93.286 | Discovery and Applied Research for Technological Innovations to Improve Human Health | (300) | - |
| Health and Human Services, Department of | Direct | | 5 R21 EB016783-02 | 93.286 | Discovery and Applied Research for Technological Innovations to Improve Human Health | 97,304 | - |
| Health and Human Services, Department of | Direct | | 5 R21 EB017078-02 | 93.286 | Discovery and Applied Research for Technological Innovations to Improve Human Health | 129,508 | - |
| Health and Human Services, Department of | Direct | | 5 R21 EB017865-02 | 93.286 | Discovery and Applied Research for Technological Innovations to Improve Human Health | 300,666 | - |
| Health and Human Services, Department of | Direct | | 5 R21 EB018537-02 | 93.286 | Discovery and Applied Research for Technological Innovations to Improve Human Health | 170,354 | - |
| Health and Human Services, Department of | Direct | | 5 R21 EB019566-02 | 93.286 | Discovery and Applied Research for Technological Innovations to Improve Human Health | 165,391 | - |
| Health and Human Services, Department of | Direct | | 5 R21 EB019653-02 | 93.286 | Discovery and Applied Research for Technological Innovations to Improve Human Health | 121,291 | - |
| Health and Human Services, Department of | Direct | | 5 R21 EB020811-02 | 93.286 | Discovery and Applied Research for Technological Innovations to Improve Human Health | 127,309 | - |
| Health and Human Services, Department of | Direct | | 5 R25 EB019898-02 | 93.286 | Discovery and Applied Research for Technological Innovations to Improve Human Health | 13,543 | - |

**University of Michigan
Schedule of Expenditures of Federal Awards
For the Year Ended June 30, 2016**

| Cluster Title/Federal Grantor/Program | Type | Pass-Through Grantor | Award Identifier | CFDA Number | CFDA Program Title | Federal Expenditures | Subrecipient |
|--|--------------|--|--------------------------------|-------------|--|----------------------|---------------------|
| Health and Human Services, Department of | Direct | | 5U01 EB01875301-02 | 93.286 | Discovery and Applied Research for Technological Innovations to Improve Human Health | 388,427 | - |
| Health and Human Services, Department of | Direct | | 7 R01 EB013198-05 | 93.286 | Discovery and Applied Research for Technological Innovations to Improve Human Health | 107,895 | 97,401 |
| Health and Human Services, Department of | Direct | | 7-R01-EB-009910-05 | 93.286 | Discovery and Applied Research for Technological Innovations to Improve Human Health | (502) | - |
| Health and Human Services, Department of | Direct | | T32 EB005172 | 93.286 | Discovery and Applied Research for Technological Innovations to Improve Human Health | (1,700) | - |
| Health and Human Services, Department of | Direct | | T32 EB005582 | 93.286 | Discovery and Applied Research for Technological Innovations to Improve Human Health | 135,437 | - |
| Health and Human Services, Department of | Pass-Through | Boston University | 4500002022 | 93.286 | Discovery and Applied Research for Technological Innovations to Improve Human Health | 16,825 | - |
| Health and Human Services, Department of | Pass-Through | Harvard University | 130307-5074036 | 93.286 | Discovery and Applied Research for Technological Innovations to Improve Human Health | 127,555 | - |
| Health and Human Services, Department of | Pass-Through | Michigan Technological University | 1311049Z1 | 93.286 | Discovery and Applied Research for Technological Innovations to Improve Human Health | 13,866 | - |
| Health and Human Services, Department of | Pass-Through | Sonetics Ultrasound, Inc. | 1U01EB020587-01 | 93.286 | Discovery and Applied Research for Technological Innovations to Improve Human Health | 78,549 | - |
| Health and Human Services, Department of | Pass-Through | University of Arizona | 61325 | 93.286 | Discovery and Applied Research for Technological Innovations to Improve Human Health | 7,394 | - |
| Health and Human Services, Department of | Pass-Through | University of Southern California | 50376051 | 93.286 | Discovery and Applied Research for Technological Innovations to Improve Human Health | (424) | - |
| | | | | | | <u>\$ 7,657,066</u> | <u>\$ 1,189,630</u> |
| Health and Human Services, Department of | Pass-Through | National Kidney Foundation of Michigan | 70-6450-20-10-7341 | 93.290 | National Community Centers of Excellence in Women's Health | \$ 23,360 | \$ - |
| Health and Human Services, Department of | Direct | | 1 U81 HP29300-01-00 | 93.300 | National Center for Health Workforce Analysis | \$ 487,377 | \$ 20,023 |
| Health and Human Services, Department of | Direct | | 5 P60 MD002249 09 | 93.307 | Minority Health and Health Disparities Research | \$ 1,344,014 | \$ 828,901 |
| Health and Human Services, Department of | Direct | | 5 R01 CA071699-18 | 93.307 | Minority Health and Health Disparities Research | 455,870 | - |
| Health and Human Services, Department of | Direct | | 5 R01 MD006085-05 | 93.307 | Minority Health and Health Disparities Research | 43,197 | - |
| Health and Human Services, Department of | Direct | | 5 R01 MD008879-03 | 93.307 | Minority Health and Health Disparities Research | 408,719 | - |
| Health and Human Services, Department of | Direct | | 5 R24 MD001619-11 | 93.307 | Minority Health and Health Disparities Research | 640,146 | 18,053 |
| Health and Human Services, Department of | Direct | | 5 T37 MD001425-18 | 93.307 | Minority Health and Health Disparities Research | 243,560 | - |
| Health and Human Services, Department of | Pass-Through | Harvard | 116951-5097431 | 93.307 | Minority Health and Health Disparities Research | 8,979 | - |
| Health and Human Services, Department of | Pass-Through | MEI Research, Ltd. | Award Authorization Letter dat | 93.307 | Minority Health and Health Disparities Research | 12,212 | - |
| Health and Human Services, Department of | Pass-Through | Patient Provider Communications, Inc | Sponsor Ltr Auth dtd 2/15/13 | 93.307 | Minority Health and Health Disparities Research | 152 | - |
| Health and Human Services, Department of | Pass-Through | Thomas Jefferson University | 080-18060-S10702 | 93.307 | Minority Health and Health Disparities Research | 190,985 | - |
| Health and Human Services, Department of | Pass-Through | Washington University | WU-15-335 | 93.307 | Minority Health and Health Disparities Research | 55,592 | - |
| Health and Human Services, Department of | Pass-Through | Zansors | Letter Agreement | 93.307 | Minority Health and Health Disparities Research | 31,403 | - |
| | | | | | | <u>\$ 3,434,829</u> | <u>\$ 846,954</u> |
| Health and Human Services, Department of | Direct | | 1 DP2 CA186752-01 | 93.310 | Trans-NIH Research Support | \$ 10,497 | \$ - |
| Health and Human Services, Department of | Direct | | 1 DP2 GM114848-01 | 93.310 | Trans-NIH Research Support | 559,145 | - |
| Health and Human Services, Department of | Direct | | 1 DP2 HL117748-01 | 93.310 | Trans-NIH Research Support | 557,832 | - |
| Health and Human Services, Department of | Direct | | 1 DP2 OD008646-01 | 93.310 | Trans-NIH Research Support | 467,459 | - |
| Health and Human Services, Department of | Direct | | 1 DP2 OD008693-01 | 93.310 | Trans-NIH Research Support | 578,322 | - |
| Health and Human Services, Department of | Direct | | 1 DP2-MH104119-01 | 93.310 | Trans-NIH Research Support | 390,277 | - |
| Health and Human Services, Department of | Direct | | 1 K01 GM109236-02 | 93.310 | Trans-NIH Research Support | 5,956 | - |
| Health and Human Services, Department of | Direct | | 1 R01 ES026877-01 | 93.310 | Trans-NIH Research Support | 234,438 | 17,196 |
| Health and Human Services, Department of | Direct | | 1 R01 HD086676 01 | 93.310 | Trans-NIH Research Support | 194,091 | 21,257 |
| Health and Human Services, Department of | Direct | | 1 R25 EB022363-01 | 93.310 | Trans-NIH Research Support | 80,085 | - |
| Health and Human Services, Department of | Direct | | 1 U18 EB021760-01 | 93.310 | Trans-NIH Research Support | 199,873 | - |
| Health and Human Services, Department of | Direct | | 1 U2C ES026553-01 | 93.310 | Trans-NIH Research Support | 777,059 | - |
| Health and Human Services, Department of | Direct | | 5 DP5 OD009154-06 | 93.310 | Trans-NIH Research Support | 230,875 | - |
| Health and Human Services, Department of | Direct | | 5 R01 GM095640-04 | 93.310 | Trans-NIH Research Support | 52,144 | - |
| Health and Human Services, Department of | Direct | | 5 R21 GM110184-02 | 93.310 | Trans-NIH Research Support | 321,810 | 178,391 |
| Health and Human Services, Department of | Direct | | 5 R21 GM114529-02 | 93.310 | Trans-NIH Research Support | 199,313 | - |
| Health and Human Services, Department of | Direct | | 5 R25 GM111837-03 | 93.310 | Trans-NIH Research Support | 259,536 | 25,984 |
| Health and Human Services, Department of | Direct | | 5 U01 NS073476-03 | 93.310 | Trans-NIH Research Support | 2,311 | - |
| Health and Human Services, Department of | Direct | | 5 U24 DK097153-04 | 93.310 | Trans-NIH Research Support | 2,039,391 | 150,335 |
| Health and Human Services, Department of | Pass-Through | Rockefeller University | 4UH3TR000933-03 | 93.310 | Trans-NIH Research Support | 123,877 | - |
| Health and Human Services, Department of | Pass-Through | Rockefeller University | UH2 TR000933 | 93.310 | Trans-NIH Research Support | 23,385 | - |
| Health and Human Services, Department of | Pass-Through | University of Alabama | 000430850-002 | 93.310 | Trans-NIH Research Support | 126,471 | - |
| Health and Human Services, Department of | Pass-Through | University of Chicago | FP054192 | 93.310 | Trans-NIH Research Support | 51,892 | - |
| Health and Human Services, Department of | Pass-Through | University of Minnesota | H005222401 | 93.310 | Trans-NIH Research Support | 76,345 | - |
| Health and Human Services, Department of | Pass-Through | University of Mississippi | 66100920516-01UM | 93.310 | Trans-NIH Research Support | 105,306 | - |
| Health and Human Services, Department of | Pass-Through | Vanderbilt University Medical Center | VUMC 58159 | 93.310 | Trans-NIH Research Support | 16,414 | - |
| Health and Human Services, Department of | Pass-Through | Yale University | M15A11925 (A10043) | 93.310 | Trans-NIH Research Support | 28,067 | - |
| | | | | | | <u>\$ 7,712,171</u> | <u>\$ 393,163</u> |
| Health and Human Services, Department of | Direct | | 4 KL2 TR000434-10 | 93.350 | National Center for Advancing Translational Sciences | \$ 20,866 | \$ - |
| Health and Human Services, Department of | Direct | | 4 UL1 TR000433-10 | 93.350 | National Center for Advancing Translational Sciences | 764,597 | - |
| Health and Human Services, Department of | Direct | | 5 KL2 TR000434-09 | 93.350 | National Center for Advancing Translational Sciences | 376,711 | - |
| Health and Human Services, Department of | Direct | | 5 UL1 TR000433-09 | 93.350 | National Center for Advancing Translational Sciences | 9,493,087 | 64,107 |
| Health and Human Services, Department of | Direct | | TL1 TR000435 | 93.350 | National Center for Advancing Translational Sciences | 407,668 | - |
| Health and Human Services, Department of | Direct | | TL1 TR000435 | 93.350 | National Center for Advancing Translational Sciences | 23,710 | - |
| Health and Human Services, Department of | Pass-Through | Medical Cyberworlds, Inc | Letter dated 8/8/14 | 93.350 | National Center for Advancing Translational Sciences | (13,835) | - |
| Health and Human Services, Department of | Pass-Through | University of South Florida | 6119-1359-11-B | 93.350 | National Center for Advancing Translational Sciences | 252,230 | - |
| | | | | | | <u>\$ 11,325,034</u> | <u>\$ 64,107</u> |
| Health and Human Services, Department of | Direct | | 1 R21 OD0201087-01A1 | 93.351 | Research Infrastructure Programs | 28,498 | - |
| Health and Human Services, Department of | Direct | | 1 S10 OD012240-01A1 | 93.351 | Research Infrastructure Programs | 382,735 | - |

University of Michigan
Schedule of Expenditures of Federal Awards
For the Year Ended June 30, 2016

| Cluster Title/Federal Grantor/Program | Type | Pass-Through Grantor | Award Identifier | CFDA Number | CFDA Program Title | Federal Expenditures | Subrecipient |
|--|--------------|--|--------------------------|-------------|--|----------------------|-------------------|
| Health and Human Services, Department of | Direct | | 1 S10 OD017979-01A1 | 93.351 | Research Infrastructure Programs | 392,900 | - |
| Health and Human Services, Department of | Direct | | 1 S10 OD020011-01 | 93.351 | Research Infrastructure Programs | 490,208 | - |
| Health and Human Services, Department of | Direct | | 1 S10 OD020053-01A1 | 93.351 | Research Infrastructure Programs | 600,000 | - |
| Health and Human Services, Department of | Direct | | 4 K26 OD016502-04 | 93.351 | Research Infrastructure Programs | 21,035 | - |
| Health and Human Services, Department of | Direct | | 5 K26 OD016502-03 | 93.351 | Research Infrastructure Programs | 90,815 | - |
| Health and Human Services, Department of | Direct | | 5 P40OD021331-02 | 93.351 | Research Infrastructure Programs | 254,128 | - |
| Health and Human Services, Department of | Direct | | 5 R21 OD018265-02 | 93.351 | Research Infrastructure Programs | 218,632 | - |
| | | | | | | <u>\$ 2,478,951</u> | <u>\$ -</u> |
| Health and Human Services, Department of | Direct | | 1A10HP271900100 | 93.358 | Advanced Education Nursing Traineeships | \$ 358,248 | \$ - |
| Health and Human Services, Department of | Direct | | 1UF1HP269790100 | 93.359 | Nurse Education, Practice Quality and Retention Grants | \$ 246,712 | \$ - |
| Health and Human Services, Department of | Direct | | 6UD7HP28536-01-02 | 93.359 | Nurse Education, Practice Quality and Retention Grants | 83,737 | - |
| | | | | | | <u>\$ 330,449</u> | <u>\$ -</u> |
| Health and Human Services, Department of | Direct | | 5 P20 NR015331-03 | 93.361 | Nursing Research | \$ 215,534 | \$ - |
| Health and Human Services, Department of | Direct | | 5 R01 NR012011-05 | 93.361 | Nursing Research | 173,661 | 86,020 |
| Health and Human Services, Department of | Direct | | 5 R01 NR013505-03 | 93.361 | Nursing Research | 79,939 | 79,997 |
| Health and Human Services, Department of | Direct | | 5 R01 NR013658-04 | 93.361 | Nursing Research | 650,014 | 363,576 |
| Health and Human Services, Department of | Direct | | 5 R01 NR013861-03 | 93.361 | Nursing Research | 387,776 | - |
| Health and Human Services, Department of | Direct | | 5 R01 NR014200-04 | 93.361 | Nursing Research | 371,218 | 192,005 |
| Health and Human Services, Department of | Direct | | 5 R01 NR014484-03 | 93.361 | Nursing Research | 301,577 | - |
| Health and Human Services, Department of | Direct | | 5 R03 NR014515-02 | 93.361 | Nursing Research | 55,366 | - |
| Health and Human Services, Department of | Direct | | 5 U01 NR004061-19 | 93.361 | Nursing Research | 8,360 | - |
| Health and Human Services, Department of | Pass-Through | Henry Ford Health System | Subcontract | 93.361 | Nursing Research | 36,355 | - |
| | | | | | | <u>\$ 2,279,800</u> | <u>\$ 721,598</u> |
| Health and Human Services, Department of | Pass-Through | Michigan State University | RC103659UM | 93.389 | National Center for Research Resources | \$ 65,282 | \$ - |
| Health and Human Services, Department of | Direct | | 1 R01 CA187209-01 | 93.393 | Cancer Cause and Prevention Research | \$ 49,809 | \$ - |
| Health and Human Services, Department of | Direct | | 1 R01 CA206010-01 | 93.393 | Cancer Cause and Prevention Research | 81,195 | - |
| Health and Human Services, Department of | Direct | | 1 R03 CA184478-02 | 93.393 | Cancer Cause and Prevention Research | 91,748 | - |
| Health and Human Services, Department of | Direct | | 1 R21 CA187537-01A1 | 93.393 | Cancer Cause and Prevention Research | 207,076 | - |
| Health and Human Services, Department of | Direct | | 1 U01 CA199284 01 | 93.393 | Cancer Cause and Prevention Research | 889,756 | 559,768 |
| Health and Human Services, Department of | Direct | | 2 R01 CA130899-06A1 | 93.393 | Cancer Cause and Prevention Research | 24,092 | - |
| Health and Human Services, Department of | Direct | | 2 R21 CA190911-02 | 93.393 | Cancer Cause and Prevention Research | 95,574 | - |
| Health and Human Services, Department of | Direct | | 4 R01 CA166879-04 | 93.393 | Cancer Cause and Prevention Research | 188,167 | - |
| Health and Human Services, Department of | Direct | | 4 R01 CA168691 04 | 93.393 | Cancer Cause and Prevention Research | 150,869 | - |
| Health and Human Services, Department of | Direct | | 4 R01 CA171277-04 | 93.393 | Cancer Cause and Prevention Research | 171,060 | - |
| Health and Human Services, Department of | Direct | | 5 1 R01 CA174768-03 | 93.393 | Cancer Cause and Prevention Research | 326,829 | - |
| Health and Human Services, Department of | Direct | | 5 P01 CA163233-04 | 93.393 | Cancer Cause and Prevention Research | 3,041,731 | 778,160 |
| Health and Human Services, Department of | Direct | | 5 R00-CA167644-05 | 93.393 | Cancer Cause and Prevention Research | 231,920 | - |
| Health and Human Services, Department of | Direct | | 5 R01 CA074552-18 | 93.393 | Cancer Cause and Prevention Research | 155,752 | - |
| Health and Human Services, Department of | Direct | | 5 R01 CA087837-14 | 93.393 | Cancer Cause and Prevention Research | 2,129 | - |
| Health and Human Services, Department of | Direct | | 5 R01 CA101860-10 | 93.393 | Cancer Cause and Prevention Research | (2,056) | - |
| Health and Human Services, Department of | Direct | | 5 R01 CA102563-10 | 93.393 | Cancer Cause and Prevention Research | 10,030 | - |
| Health and Human Services, Department of | Direct | | 5 R01 CA107469-10 | 93.393 | Cancer Cause and Prevention Research | (800) | - |
| Health and Human Services, Department of | Direct | | 5 R01 CA129102-07 | 93.393 | Cancer Cause and Prevention Research | 163,239 | 33,854 |
| Health and Human Services, Department of | Direct | | 5 R01 CA132755-07 | 93.393 | Cancer Cause and Prevention Research | 24,397 | - |
| Health and Human Services, Department of | Direct | | 5 R01 CA134604-05 | 93.393 | Cancer Cause and Prevention Research | (28) | - |
| Health and Human Services, Department of | Direct | | 5 R01 CA134606-05 | 93.393 | Cancer Cause and Prevention Research | (38,000) | - |
| Health and Human Services, Department of | Direct | | 5 R01 CA140211-05 | 93.393 | Cancer Cause and Prevention Research | (42,250) | - |
| Health and Human Services, Department of | Direct | | 5 R01 CA144043-05 | 93.393 | Cancer Cause and Prevention Research | 26,241 | - |
| Health and Human Services, Department of | Direct | | 5 R01 CA148828-05 | 93.393 | Cancer Cause and Prevention Research | (13,871) | - |
| Health and Human Services, Department of | Direct | | 5 R01 CA152192-05 | 93.393 | Cancer Cause and Prevention Research | 825,817 | 341,841 |
| Health and Human Services, Department of | Direct | | 5 R01 CA152413-04 | 93.393 | Cancer Cause and Prevention Research | 295,532 | 48,200 |
| Health and Human Services, Department of | Direct | | 5 R01 CA154365-05 | 93.393 | Cancer Cause and Prevention Research | 188,435 | - |
| Health and Human Services, Department of | Direct | | 5 R01 CA154455-03 | 93.393 | Cancer Cause and Prevention Research | 23,972 | - |
| Health and Human Services, Department of | Direct | | 5 R01 CA157845-04 | 93.393 | Cancer Cause and Prevention Research | (1,255) | - |
| Health and Human Services, Department of | Direct | | 5 R01 CA158286- 05 | 93.393 | Cancer Cause and Prevention Research | 651,150 | 23,013 |
| Health and Human Services, Department of | Direct | | 5 R01 CA166879-03 | 93.393 | Cancer Cause and Prevention Research | 153,126 | - |
| Health and Human Services, Department of | Direct | | 5 R01 CA168691-03 | 93.393 | Cancer Cause and Prevention Research | 275,288 | - |
| Health and Human Services, Department of | Direct | | 5 R01 CA171277-03 | 93.393 | Cancer Cause and Prevention Research | 153,908 | - |
| Health and Human Services, Department of | Direct | | 5 R01 CA189352-02 | 93.393 | Cancer Cause and Prevention Research | 363,745 | - |
| Health and Human Services, Department of | Direct | | 5 R03 CA186183-02 | 93.393 | Cancer Cause and Prevention Research | 68,201 | - |
| Health and Human Services, Department of | Direct | | 5 R21 CA172892-03 | 93.393 | Cancer Cause and Prevention Research | 80,809 | 65,232 |
| Health and Human Services, Department of | Direct | | 5 R21 CA177925-02 | 93.393 | Cancer Cause and Prevention Research | (30) | - |
| Health and Human Services, Department of | Direct | | 5 R21 CA183084-02 | 93.393 | Cancer Cause and Prevention Research | 188,058 | - |
| Health and Human Services, Department of | Direct | | 5 R21 CA191744-02 | 93.393 | Cancer Cause and Prevention Research | 179,136 | - |
| Health and Human Services, Department of | Direct | | 5 U01 CA162147-04 | 93.393 | Cancer Cause and Prevention Research | 285,693 | 111,898 |
| Health and Human Services, Department of | Direct | | 5 U01 CA182915-02 | 93.393 | Cancer Cause and Prevention Research | 722,988 | - |
| Health and Human Services, Department of | Pass-Through | Beckman Research Institute-City of Hope | 52432.2001509.669201 | 93.393 | Cancer Cause and Prevention Research | 13,109 | - |
| Health and Human Services, Department of | Pass-Through | Beth Israel Deaconess Medical Center | 1027406 | 93.393 | Cancer Cause and Prevention Research | 4,088 | - |
| Health and Human Services, Department of | Pass-Through | Hutchinson, Fred, Cancer Research Center | 0000812104 | 93.393 | Cancer Cause and Prevention Research | 15,506 | - |
| Health and Human Services, Department of | Pass-Through | Hutchinson, Fred, Cancer Research Center | 0000814205 | 93.393 | Cancer Cause and Prevention Research | 39,778 | - |
| Health and Human Services, Department of | Pass-Through | Hutchinson, Fred, Cancer Research Center | 0000844751 | 93.393 | Cancer Cause and Prevention Research | 106,411 | - |
| Health and Human Services, Department of | Pass-Through | Massachusetts General Hospital | 217238 | 93.393 | Cancer Cause and Prevention Research | 26,679 | - |
| Health and Human Services, Department of | Pass-Through | Massachusetts General Hospital | 226969 | 93.393 | Cancer Cause and Prevention Research | 21,662 | - |
| Health and Human Services, Department of | Pass-Through | Mayo Clinic | 63778901 | 93.393 | Cancer Cause and Prevention Research | 48,324 | - |
| Health and Human Services, Department of | Pass-Through | Michigan State University | RC100161UM | 93.393 | Cancer Cause and Prevention Research | 109,038 | - |
| Health and Human Services, Department of | Pass-Through | Northwestern University | 60041989 UM | 93.393 | Cancer Cause and Prevention Research | 939 | - |
| Health and Human Services, Department of | Pass-Through | Ohio State University, The | 60045865 | 93.393 | Cancer Cause and Prevention Research | 89,236 | - |
| Health and Human Services, Department of | Pass-Through | Ohio State University, The | 60034096 / PO RF01310394 | 93.393 | Cancer Cause and Prevention Research | 76,448 | - |

University of Michigan
Schedule of Expenditures of Federal Awards
For the Year Ended June 30, 2016

| Cluster Title/Federal Grantor/Program | Type | Pass-Through Grantor | Award Identifier | CFDA Number | CFDA Program Title | Federal Expenditures | Subrecipient |
|--|--------------|--|----------------------------|-------------|---|----------------------|---------------------|
| Health and Human Services, Department of | Pass-Through | Purdue University | 4102-41070 | 93.393 | Cancer Cause and Prevention Research | 160,688 | - |
| Health and Human Services, Department of | Pass-Through | RAND Corporation | 9920120105 | 93.393 | Cancer Cause and Prevention Research | 33,433 | - |
| Health and Human Services, Department of | Pass-Through | University of Hawaii | KA0014- | 93.393 | Cancer Cause and Prevention Research | (15,019) | - |
| Health and Human Services, Department of | Pass-Through | University of Illinois at Chicago | 054086-00001 | 93.393 | Cancer Cause and Prevention Research | 10,925 | - |
| Health and Human Services, Department of | Pass-Through | University of Pennsylvania | 62194/10043482/10618-01 | 93.393 | Cancer Cause and Prevention Research | 81,655 | - |
| Health and Human Services, Department of | Pass-Through | University of South Carolina | 14-2458 | 93.393 | Cancer Cause and Prevention Research | 115,641 | - |
| Health and Human Services, Department of | Pass-Through | University of South Carolina | 16-3106 | 93.393 | Cancer Cause and Prevention Research | 4,092 | - |
| Health and Human Services, Department of | Pass-Through | University of Southern California | 44826888 | 93.393 | Cancer Cause and Prevention Research | (2,841) | - |
| Health and Human Services, Department of | Pass-Through | University of Southern California | 57914989 | 93.393 | Cancer Cause and Prevention Research | 42,036 | - |
| Health and Human Services, Department of | Pass-Through | University of Southern California | 65281593 | 93.393 | Cancer Cause and Prevention Research | 18,768 | - |
| Health and Human Services, Department of | Pass-Through | Virginia Commonwealth University | PD304087-SC106363 | 93.393 | Cancer Cause and Prevention Research | 25,334 | - |
| Health and Human Services, Department of | Pass-Through | Weill Cornell Medical College of Cornell University | 13010007-2 | 93.393 | Cancer Cause and Prevention Research | 42,458 | - |
| | | | | | | \$ 11,357,570 | \$ 1,961,966 |
| Health and Human Services, Department of | Direct | | 1 R01 CA186769-03 | 93.394 | Cancer Detection and Diagnosis Research | 477,789 | - |
| Health and Human Services, Department of | Direct | | 1 R01 CA194536-01A1 | 93.394 | Cancer Detection and Diagnosis Research | 105,399 | - |
| Health and Human Services, Department of | Direct | | 1 R21 CA205414 01 | 93.394 | Cancer Detection and Diagnosis Research | 20,679 | - |
| Health and Human Services, Department of | Direct | | 1 R33 CA202867 01 | 93.394 | Cancer Detection and Diagnosis Research | 43,491 | - |
| Health and Human Services, Department of | Direct | | 1 R35 CA197701-01 | 93.394 | Cancer Detection and Diagnosis Research | 43,212 | - |
| Health and Human Services, Department of | Direct | | 1 U01 CA195599 01 | 93.394 | Cancer Detection and Diagnosis Research | 271,470 | - |
| Health and Human Services, Department of | Direct | | 2 U01 CA086400-16 | 93.394 | Cancer Detection and Diagnosis Research | 50,868 | - |
| Health and Human Services, Department of | Direct | | 2 U01 CA166104-04A1 | 93.394 | Cancer Detection and Diagnosis Research | 184,890 | - |
| Health and Human Services, Department of | Direct | | 3U01CA111275-10S1 | 93.394 | Cancer Detection and Diagnosis Research | 449,929 | 318,557 |
| Health and Human Services, Department of | Direct | | 5 P01 CA085878-12 | 93.394 | Cancer Detection and Diagnosis Research | 2,296,257 | 479,681 |
| Health and Human Services, Department of | Direct | | 5 P01 CA087634 10 | 93.394 | Cancer Detection and Diagnosis Research | (16) | - |
| Health and Human Services, Department of | Direct | | 5 R01 CA134688-05 | 93.394 | Cancer Detection and Diagnosis Research | 174,750 | - |
| Health and Human Services, Department of | Direct | | 5 R01 CA136892-04 | 93.394 | Cancer Detection and Diagnosis Research | 7,503 | - |
| Health and Human Services, Department of | Direct | | 5 R01 CA142750-05 | 93.394 | Cancer Detection and Diagnosis Research | 4,936 | - |
| Health and Human Services, Department of | Direct | | 5 R01 CA151443-05 | 93.394 | Cancer Detection and Diagnosis Research | 408,051 | 73,239 |
| Health and Human Services, Department of | Direct | | 5 R01 CA160254-04 | 93.394 | Cancer Detection and Diagnosis Research | 201,457 | - |
| Health and Human Services, Department of | Direct | | 5 R01 CA190299-02 | 93.394 | Cancer Detection and Diagnosis Research | 280,555 | 94,660 |
| Health and Human Services, Department of | Direct | | 5 R21 CA188481-02 | 93.394 | Cancer Detection and Diagnosis Research | 217,635 | 56,949 |
| Health and Human Services, Department of | Direct | | 5 R21 CA189775-02 | 93.394 | Cancer Detection and Diagnosis Research | 163,727 | - |
| Health and Human Services, Department of | Direct | | 5 R21 CA191052-02 | 93.394 | Cancer Detection and Diagnosis Research | 135,119 | - |
| Health and Human Services, Department of | Direct | | 5 R21 CA198730-02 | 93.394 | Cancer Detection and Diagnosis Research | 143,319 | - |
| Health and Human Services, Department of | Direct | | 5 U01 CA086400-15 | 93.394 | Cancer Detection and Diagnosis Research | 438,319 | 160,913 |
| Health and Human Services, Department of | Direct | | 5 U01 CA166104-03 | 93.394 | Cancer Detection and Diagnosis Research | 38,799 | - |
| Health and Human Services, Department of | Direct | | 5 U01 CA179106-03 | 93.394 | Cancer Detection and Diagnosis Research | 565,520 | - |
| Health and Human Services, Department of | Direct | | 5 U01 CA183027-03 | 93.394 | Cancer Detection and Diagnosis Research | 632,215 | - |
| Health and Human Services, Department of | Direct | | 5 U01 CA183848-03 | 93.394 | Cancer Detection and Diagnosis Research | 360,787 | - |
| Health and Human Services, Department of | Direct | | 5 U01 CA189291-02 | 93.394 | Cancer Detection and Diagnosis Research | 223,017 | - |
| Health and Human Services, Department of | Pass-Through | Duke University | 2033964 | 93.394 | Cancer Detection and Diagnosis Research | 744 | - |
| Health and Human Services, Department of | Pass-Through | Duke University | 2034686 | 93.394 | Cancer Detection and Diagnosis Research | 42,966 | - |
| Health and Human Services, Department of | Pass-Through | Emory University | T288111 | 93.394 | Cancer Detection and Diagnosis Research | 2,305 | - |
| Health and Human Services, Department of | Pass-Through | HealthPartners Institute for Education and Research | X1301200MICH | 93.394 | Cancer Detection and Diagnosis Research | 18,957 | - |
| Health and Human Services, Department of | Pass-Through | Hutchinson, Fred, Cancer Research Center | 0000820137 | 93.394 | Cancer Detection and Diagnosis Research | 30,862 | - |
| Health and Human Services, Department of | Pass-Through | Hutchinson, Fred, Cancer Research Center | 0000853873 | 93.394 | Cancer Detection and Diagnosis Research | 166,048 | - |
| Health and Human Services, Department of | Pass-Through | Hutchinson, Fred, Cancer Research Center | 0000825704, Project 214712 | 93.394 | Cancer Detection and Diagnosis Research | 19,516 | - |
| Health and Human Services, Department of | Pass-Through | Hutchinson, Fred, Cancer Research Center | 0000851457/Proj.214681 | 93.394 | Cancer Detection and Diagnosis Research | 25,280 | - |
| Health and Human Services, Department of | Pass-Through | Hutchinson, Fred, Cancer Research Center | 0000856842-Project 214712 | 93.394 | Cancer Detection and Diagnosis Research | 1,356 | - |
| Health and Human Services, Department of | Pass-Through | Northwestern University | 60038836 UM | 93.394 | Cancer Detection and Diagnosis Research | 8,058 | - |
| Health and Human Services, Department of | Pass-Through | The Research Institute at Nationwide Children's Hospital | 820389BF | 93.394 | Cancer Detection and Diagnosis Research | 19,922 | - |
| Health and Human Services, Department of | Pass-Through | University of Akron | 540180-UM | 93.394 | Cancer Detection and Diagnosis Research | 62,650 | - |
| Health and Human Services, Department of | Pass-Through | University of Colorado | Project No. 2-5-27544 | 93.394 | Cancer Detection and Diagnosis Research | 172,402 | - |
| Health and Human Services, Department of | Pass-Through | University of Pittsburgh | 0026512 (410092-4) | 93.394 | Cancer Detection and Diagnosis Research | (1,017) | - |
| Health and Human Services, Department of | Pass-Through | University of Washington | UWSC8459 | 93.394 | Cancer Detection and Diagnosis Research | 258,990 | - |
| Health and Human Services, Department of | Pass-Through | Van Andel Research Institute | UM-NCI-BH-10-40181-1 | 93.394 | Cancer Detection and Diagnosis Research | (1,420) | - |
| Health and Human Services, Department of | Pass-Through | Vanderbilt University | VUMC 58570 | 93.394 | Cancer Detection and Diagnosis Research | 10,715 | - |
| Health and Human Services, Department of | Pass-Through | Vanderbilt University | VUMC 58730 | 93.394 | Cancer Detection and Diagnosis Research | 10,152 | - |
| | | | | | | \$ 8,788,181 | \$ 1,183,999 |
| Health and Human Services, Department of | Direct | | 1 R01 CA166033-03 | 93.395 | Cancer Treatment Research | 336,483 | 2,650 |
| Health and Human Services, Department of | Direct | | 1 R03 CA191952-01 | 93.395 | Cancer Treatment Research | 117,414 | - |
| Health and Human Services, Department of | Direct | | 1 R21 CA205636-01 | 93.395 | Cancer Treatment Research | 21,299 | - |
| Health and Human Services, Department of | Direct | | 1 R21 CA209166-01 | 93.395 | Cancer Treatment Research | 24,829 | - |
| Health and Human Services, Department of | Direct | | 4 R01 CA125187 09 | 93.395 | Cancer Treatment Research | 208,380 | - |
| Health and Human Services, Department of | Direct | | 4 R01 CA155198-05 | 93.395 | Cancer Treatment Research | 115,938 | - |
| Health and Human Services, Department of | Direct | | 4 R01 CA163345-05 | 93.395 | Cancer Treatment Research | 80,774 | - |
| Health and Human Services, Department of | Direct | | 4 R01 CA166033-04 | 93.395 | Cancer Treatment Research | 98,871 | - |
| Health and Human Services, Department of | Direct | | 4 R01 CA177307-04 | 93.395 | Cancer Treatment Research | 94,939 | - |
| Health and Human Services, Department of | Direct | | 5 P01 CA059827-18 | 93.395 | Cancer Treatment Research | 2,525,617 | 14,894 |
| Health and Human Services, Department of | Direct | | 5 R01 CA083081-14 | 93.395 | Cancer Treatment Research | (203,642) | 7,430 |
| Health and Human Services, Department of | Direct | | 5 R01 CA108874-10 | 93.395 | Cancer Treatment Research | 233,220 | 64,916 |
| Health and Human Services, Department of | Direct | | 5 R01 CA109025-09 | 93.395 | Cancer Treatment Research | 284,410 | - |
| Health and Human Services, Department of | Direct | | 5 R01 CA114612-09 | 93.395 | Cancer Treatment Research | 38,136 | - |
| Health and Human Services, Department of | Direct | | 5 R01 CA125187-08S2 | 93.395 | Cancer Treatment Research | 154,518 | - |
| Health and Human Services, Department of | Direct | | 5 R01 CA132834-06 | 93.395 | Cancer Treatment Research | 167,013 | - |
| Health and Human Services, Department of | Direct | | 5 R01 CA133046-08 | 93.395 | Cancer Treatment Research | 306,606 | - |
| Health and Human Services, Department of | Direct | | 5 R01 CA138723-06 | 93.395 | Cancer Treatment Research | 66,913 | - |
| Health and Human Services, Department of | Direct | | 5 R01 CA140667-05 | 93.395 | Cancer Treatment Research | (133) | - |

University of Michigan
Schedule of Expenditures of Federal Awards
For the Year Ended June 30, 2016

| Cluster Title/Federal Grantor/Program | Type | Pass-Through Grantor | Award Identifier | CFDA Number | CFDA Program Title | Federal Expenditures | Subrecipient |
|--|--------------|---|-----------------------|-------------|---------------------------|----------------------|-------------------|
| Health and Human Services, Department of | Direct | | 5 R01 CA149442-05 | 93.395 | Cancer Treatment Research | 25,394 | - |
| Health and Human Services, Department of | Direct | | 5 R01 CA151445-05 | 93.395 | Cancer Treatment Research | 43,363 | 10,912 |
| Health and Human Services, Department of | Direct | | 5 R01 CA155198-04 | 93.395 | Cancer Treatment Research | 372,972 | - |
| Health and Human Services, Department of | Direct | | 5 R01 CA156744-05 | 93.395 | Cancer Treatment Research | 245,122 | - |
| Health and Human Services, Department of | Direct | | 5 R01 CA160467-05 | 93.395 | Cancer Treatment Research | 217,992 | - |
| Health and Human Services, Department of | Direct | | 5 R01 CA160981-05 | 93.395 | Cancer Treatment Research | 232,186 | - |
| Health and Human Services, Department of | Direct | | 5 R01 CA163345-04 | 93.395 | Cancer Treatment Research | 118,796 | - |
| Health and Human Services, Department of | Direct | | 5 R01 CA163737-04 | 93.395 | Cancer Treatment Research | 101,009 | - |
| Health and Human Services, Department of | Direct | | 5 R01 CA163895-04 | 93.395 | Cancer Treatment Research | 389,160 | - |
| Health and Human Services, Department of | Direct | | 5 R01 CA170198-04 | 93.395 | Cancer Treatment Research | 158,412 | - |
| Health and Human Services, Department of | Direct | | 5 R01 CA177307-03 | 93.395 | Cancer Treatment Research | 436,083 | - |
| Health and Human Services, Department of | Direct | | 5 R01 CA181185-03 | 93.395 | Cancer Treatment Research | 256,553 | - |
| Health and Human Services, Department of | Direct | | 5 R01 CA184153-02 | 93.395 | Cancer Treatment Research | 421,984 | - |
| Health and Human Services, Department of | Direct | | 5 R01 CA187004-02 | 93.395 | Cancer Treatment Research | 491,110 | - |
| Health and Human Services, Department of | Direct | | 5 R01 CA188252-02 | 93.395 | Cancer Treatment Research | 273,063 | - |
| Health and Human Services, Department of | Direct | | 5 R01 CA188323-03 | 93.395 | Cancer Treatment Research | 281,850 | - |
| Health and Human Services, Department of | Direct | | 5 R01 CA190498-02 | 93.395 | Cancer Treatment Research | 351,289 | - |
| Health and Human Services, Department of | Direct | | 5 R01 CA193690-02 | 93.395 | Cancer Treatment Research | 485,670 | - |
| Health and Human Services, Department of | Direct | | 5 R21 CA184479-02 | 93.395 | Cancer Treatment Research | 163,034 | - |
| Health and Human Services, Department of | Direct | | 5 R21 CA198776-02 | 93.395 | Cancer Treatment Research | 205,930 | - |
| Health and Human Services, Department of | Direct | | 5 U10 CA180801-03 | 93.395 | Cancer Treatment Research | 738,387 | - |
| Health and Human Services, Department of | Direct | | 5R21CA175857-02 | 93.395 | Cancer Treatment Research | 48,156 | - |
| Health and Human Services, Department of | Pass-Through | Cancer Trials Support Unit (CTSU) | Various Checks | 93.395 | Cancer Treatment Research | 76,175 | - |
| Health and Human Services, Department of | Pass-Through | Children's Hospital of Philadelphia, The | NCTN 961691-RSUB | 93.395 | Cancer Treatment Research | 13,346 | - |
| Health and Human Services, Department of | Pass-Through | Cleveland Clinic Foundation (CCF) | R01 CA168899 | 93.395 | Cancer Treatment Research | 122,959 | - |
| Health and Human Services, Department of | Pass-Through | Cold Spring Harbor Lab | 55600215 | 93.395 | Cancer Treatment Research | 56,006 | - |
| Health and Human Services, Department of | Pass-Through | Colorado State University | G-33008-1 | 93.395 | Cancer Treatment Research | 114,257 | - |
| Health and Human Services, Department of | Pass-Through | Eastern Cooperative Oncology Group (ECOG) | 1UG1CA189828-01-MICH2 | 93.395 | Cancer Treatment Research | 22,983 | - |
| Health and Human Services, Department of | Pass-Through | ECOG-ACRIN Medical Research Foundation, Inc | 1UG1CA18928-01-MICH1 | 93.395 | Cancer Treatment Research | 9,338 | - |
| Health and Human Services, Department of | Pass-Through | ECOG-ACRIN Medical Research Foundation, Inc | 1UG1CA189828-01-MICH3 | 93.395 | Cancer Treatment Research | 7,952 | - |
| Health and Human Services, Department of | Pass-Through | ECOG-ACRIN Medical Research Foundation, Inc | 1UG1CA189828-01-MICH3 | 93.395 | Cancer Treatment Research | 86,839 | - |
| Health and Human Services, Department of | Pass-Through | ECOG-ACRIN Medical Research Foundation, Inc | U10 CA180820 01 MICH1 | 93.395 | Cancer Treatment Research | 92,138 | - |
| Health and Human Services, Department of | Pass-Through | Indiana University | IN-4689603-UM | 93.395 | Cancer Treatment Research | 66,137 | - |
| Health and Human Services, Department of | Pass-Through | Integrated Sensors, LLC | Research Agreement | 93.395 | Cancer Treatment Research | 19,273 | - |
| Health and Human Services, Department of | Pass-Through | Montefiore Medical Center | 5U01CA180827-02 | 93.395 | Cancer Treatment Research | 80,000 | - |
| Health and Human Services, Department of | Pass-Through | Oregon Health and Science University | 1005019_UMI | 93.395 | Cancer Treatment Research | 86,118 | - |
| Health and Human Services, Department of | Pass-Through | Oregon Health and Science University | 1005019_UMI_Leja | 93.395 | Cancer Treatment Research | 54,033 | - |
| Health and Human Services, Department of | Pass-Through | Oregon Health and Science University | 9009627_UMI_HAYES | 93.395 | Cancer Treatment Research | 10,415 | - |
| Health and Human Services, Department of | Pass-Through | Oregon Health and Science University | 9009627_UMI_SCHOTT | 93.395 | Cancer Treatment Research | 266,174 | - |
| Health and Human Services, Department of | Pass-Through | The Icahn School of Medicine at Mount Sinai (ISMMS) | 0254-3504-4609 | 93.395 | Cancer Treatment Research | 113,014 | - |
| Health and Human Services, Department of | Pass-Through | The Icahn School of Medicine at Mount Sinai (ISMMS) | 0255-7771-4609 | 93.395 | Cancer Treatment Research | 3,141 | - |
| Health and Human Services, Department of | Pass-Through | University of Alabama at Birmingham (UAB) | 7R01CA166559-04 | 93.395 | Cancer Treatment Research | 32,881 | - |
| Health and Human Services, Department of | Pass-Through | University of California - San Francisco | 8225sc | 93.395 | Cancer Treatment Research | 2,555 | - |
| Health and Human Services, Department of | Pass-Through | University of Kansas | FY2013-050-M2 | 93.395 | Cancer Treatment Research | 584 | - |
| Health and Human Services, Department of | Pass-Through | University of Kansas | FY2016-041 | 93.395 | Cancer Treatment Research | 101,384 | - |
| Health and Human Services, Department of | Pass-Through | University of Pennsylvania | 565103 | 93.395 | Cancer Treatment Research | 39,044 | - |
| Health and Human Services, Department of | Pass-Through | University of Pennsylvania | 567087 | 93.395 | Cancer Treatment Research | 22,403 | - |
| Health and Human Services, Department of | Pass-Through | Washington University | WU-15-371 | 93.395 | Cancer Treatment Research | 15,820 | - |
| Health and Human Services, Department of | Pass-Through | Washington University | WU-15-4 | 93.395 | Cancer Treatment Research | (4,368) | - |
| | | | | | | \$ 12,239,701 | \$ 100,802 |
| Health and Human Services, Department of | Direct | | 1 R01 CA1090554-01 | 93.396 | Cancer Biology Research | 317,718 | - |
| Health and Human Services, Department of | Direct | | 1 R01 CA187903-01A1 | 93.396 | Cancer Biology Research | 271,428 | - |
| Health and Human Services, Department of | Direct | | 1 R01 CA195655-02 | 93.396 | Cancer Biology Research | 530,990 | - |
| Health and Human Services, Department of | Direct | | 1 R01 CA196619-01A1 | 93.396 | Cancer Biology Research | 62,717 | - |
| Health and Human Services, Department of | Direct | | 1 R01 CA198074-01 | 93.396 | Cancer Biology Research | 225,949 | - |
| Health and Human Services, Department of | Direct | | 1 R21 CA195016-01A1 | 93.396 | Cancer Biology Research | 29,752 | - |
| Health and Human Services, Department of | Direct | | 1 R21 CA198404-01 | 93.396 | Cancer Biology Research | 89,425 | - |
| Health and Human Services, Department of | Direct | | 1 R35 CA197585-01 | 93.396 | Cancer Biology Research | 1,079,594 | - |
| Health and Human Services, Department of | Direct | | 2 R01 CA156744-06 | 93.396 | Cancer Biology Research | 71,791 | - |
| Health and Human Services, Department of | Direct | | 4 R01 CA173878-04 | 93.396 | Cancer Biology Research | 135,509 | - |
| Health and Human Services, Department of | Direct | | 5 P01 CA093900-12 | 93.396 | Cancer Biology Research | 1,201,113 | 213,591 |
| Health and Human Services, Department of | Direct | | 5 R00 CA151460-04 | 93.396 | Cancer Biology Research | 10,465 | - |
| Health and Human Services, Department of | Direct | | 5 R01 CA082223-15 | 93.396 | Cancer Biology Research | 185,999 | - |
| Health and Human Services, Department of | Direct | | 5 R01 CA088308-15 | 93.396 | Cancer Biology Research | 343,231 | - |
| Health and Human Services, Department of | Direct | | 5 R01 CA118762-10 | 93.396 | Cancer Biology Research | 168,789 | - |
| Health and Human Services, Department of | Direct | | 5 R01 CA125577-08 | 93.396 | Cancer Biology Research | 348,985 | 735 |
| Health and Human Services, Department of | Direct | | 5 R01 CA129765-08 | 93.396 | Cancer Biology Research | 208,096 | - |
| Health and Human Services, Department of | Direct | | 5 R01 CA131045 06 | 93.396 | Cancer Biology Research | 535,252 | - |
| Health and Human Services, Department of | Direct | | 5 R01 CA143379-05 | 93.396 | Cancer Biology Research | (7,169) | 1,652 |
| Health and Human Services, Department of | Direct | | 5 R01 CA144032-05 | 93.396 | Cancer Biology Research | 80,790 | - |
| Health and Human Services, Department of | Direct | | 5 R01 CA148621-04 | 93.396 | Cancer Biology Research | 318,956 | - |
| Health and Human Services, Department of | Direct | | 5 R01 CA148828-07 | 93.396 | Cancer Biology Research | 303,619 | - |
| Health and Human Services, Department of | Direct | | 5 R01 CA151588-05 | 93.396 | Cancer Biology Research | 179,709 | - |
| Health and Human Services, Department of | Direct | | 5 R01 CA151842-05 | 93.396 | Cancer Biology Research | 50,022 | - |
| Health and Human Services, Department of | Direct | | 5 R01 CA152470-05 | 93.396 | Cancer Biology Research | 348,444 | - |
| Health and Human Services, Department of | Direct | | 5 R01 CA154252-05 | 93.396 | Cancer Biology Research | 61,779 | - |
| Health and Human Services, Department of | Direct | | 5 R01 CA156685-05 | 93.396 | Cancer Biology Research | 151,376 | - |
| Health and Human Services, Department of | Direct | | 5 R01 CA171306-03 | 93.396 | Cancer Biology Research | 511,799 | - |

University of Michigan
Schedule of Expenditures of Federal Awards
For the Year Ended June 30, 2016

| Cluster Title/Federal Grantor/Program | Type | Pass-Through Grantor | Award Identifier | CFDA Number | CFDA Program Title | Federal Expenditures | Subrecipient |
|--|--------------|--|--------------------------------|-------------|-------------------------------|----------------------|-------------------|
| Health and Human Services, Department of | Direct | | 5 R01 CA173745-05 | 93.396 | Cancer Biology Research | 875,576 | 400,758 |
| Health and Human Services, Department of | Direct | | 5 R01 CA173878-03 | 93.396 | Cancer Biology Research | 343,506 | 12,189 |
| Health and Human Services, Department of | Direct | | 5 R01 CA174836-03 | 93.396 | Cancer Biology Research | 303,860 | - |
| Health and Human Services, Department of | Direct | | 5 R01 CA183857-03 | 93.396 | Cancer Biology Research | 333,147 | - |
| Health and Human Services, Department of | Direct | | 5 R01 CA190176-2 | 93.396 | Cancer Biology Research | 631,492 | - |
| Health and Human Services, Department of | Direct | | 5 R01 CA190384-02 | 93.396 | Cancer Biology Research | 700,960 | 308,714 |
| Health and Human Services, Department of | Direct | | 5 R01 CA193136-02 | 93.396 | Cancer Biology Research | 432,999 | - |
| Health and Human Services, Department of | Direct | | 5 R01 CA196018-02 | 93.396 | Cancer Biology Research | 315,144 | - |
| Health and Human Services, Department of | Direct | | 5 R01 CA196604-02 | 93.396 | Cancer Biology Research | 356,486 | - |
| Health and Human Services, Department of | Direct | | 5 U01 CA154224-05 | 93.396 | Cancer Biology Research | 4,432 | - |
| Health and Human Services, Department of | Direct | | 5R21 CA181855-03 | 93.396 | Cancer Biology Research | 207,367 | - |
| Health and Human Services, Department of | Direct | | 7 R01 CA159222-05 | 93.396 | Cancer Biology Research | 333,704 | - |
| Health and Human Services, Department of | Pass-Through | Baylor College of Medicine | 12177535 | 93.396 | Cancer Biology Research | 105,039 | - |
| Health and Human Services, Department of | Pass-Through | Baylor College of Medicine | 102009204 | 93.396 | Cancer Biology Research | 15,115 | - |
| Health and Human Services, Department of | Pass-Through | Case Western Reserve University | RES508111 | 93.396 | Cancer Biology Research | 18,864 | - |
| Health and Human Services, Department of | Pass-Through | Children's National Medical Center | 30001802-14-01 | 93.396 | Cancer Biology Research | 209,061 | - |
| Health and Human Services, Department of | Pass-Through | Cold Spring Harbor Lab | Award# 25604557; PO# 920809-SV | 93.396 | Cancer Biology Research | 59,609 | - |
| Health and Human Services, Department of | Pass-Through | Columbia University | 1 (GG010518) | 93.396 | Cancer Biology Research | 36,929 | - |
| Health and Human Services, Department of | Pass-Through | Mayo Clinic | UOW-208812 | 93.396 | Cancer Biology Research | 8,768 | - |
| Health and Human Services, Department of | Pass-Through | Roswell Park Cancer Institute | 21-01 | 93.396 | Cancer Biology Research | 15,919 | - |
| Health and Human Services, Department of | Pass-Through | University of California - San Francisco | 8545sc | 93.396 | Cancer Biology Research | 83,931 | - |
| Health and Human Services, Department of | Pass-Through | University of Chicago | FP000411-D | 93.396 | Cancer Biology Research | 34,456 | - |
| Health and Human Services, Department of | Pass-Through | University of Cincinnati | 009069-002 PN14081244 | 93.396 | Cancer Biology Research | 15,557 | - |
| Health and Human Services, Department of | Pass-Through | University of Pittsburgh | 0034092 (123677-1) | 93.396 | Cancer Biology Research | 253,596 | - |
| Health and Human Services, Department of | Pass-Through | University of Rochester | 416456-G | 93.396 | Cancer Biology Research | 11,309 | - |
| Health and Human Services, Department of | Pass-Through | University of Southern California | 58065388 | 93.396 | Cancer Biology Research | 92,305 | - |
| Health and Human Services, Department of | Pass-Through | University of Southern California | Subaward No. 63913194 | 93.396 | Cancer Biology Research | 64,924 | - |
| Health and Human Services, Department of | Pass-Through | University of Toledo | N2013-81 | 93.396 | Cancer Biology Research | (392) | - |
| Health and Human Services, Department of | Pass-Through | Wayne State University | WSU15070, 300991 | 93.396 | Cancer Biology Research | 75,313 | - |
| | | | | | | \$ 13,755,104 | \$ 937,639 |
| Health and Human Services, Department of | Direct | | 1 R01 CA193377-01A1 | 93.397 | Cancer Centers Support Grants | 5,615 | - |
| Health and Human Services, Department of | Direct | | 4 P30 CA046592-28 | 93.397 | Cancer Centers Support Grants | 352,580 | - |
| Health and Human Services, Department of | Direct | | 5 P30 CA046592-27 | 93.397 | Cancer Centers Support Grants | 5,964,938 | - |
| Health and Human Services, Department of | Direct | | 5 P50 CA097248-10S1 | 93.397 | Cancer Centers Support Grants | 28,227 | - |
| Health and Human Services, Department of | Direct | | 5 P50 CA130810-05 | 93.397 | Cancer Centers Support Grants | 579,167 | 126,400 |
| Health and Human Services, Department of | Direct | | 5 U54 CA163124-05 | 93.397 | Cancer Centers Support Grants | 514,230 | 59,814 |
| Health and Human Services, Department of | Direct | | 5P50CA18678602 | 93.397 | Cancer Centers Support Grants | 2,111,784 | - |
| Health and Human Services, Department of | Pass-Through | Albert Einstein College of Medicine, Inc., | 31541F | 93.397 | Cancer Centers Support Grants | (3,162) | - |
| Health and Human Services, Department of | Pass-Through | Columbia University | Subaward #3(Acct #5-30761) | 93.397 | Cancer Centers Support Grants | 9,100 | - |
| Health and Human Services, Department of | Pass-Through | Sarcoma Alliance for Research Through Collaboration (SARC) | 7.3 | 93.397 | Cancer Centers Support Grants | 44,910 | - |
| Health and Human Services, Department of | Pass-Through | Sarcoma Alliance for Research Through Collaboration (SARC) | 7.3 | 93.397 | Cancer Centers Support Grants | 27,698 | - |
| Health and Human Services, Department of | Pass-Through | Sarcoma Alliance for Research Through Collaboration (SARC) | DRP-Y3-1-Baker | 93.397 | Cancer Centers Support Grants | (22,378) | - |
| Health and Human Services, Department of | Pass-Through | Sarcoma Alliance for Research Through Collaboration (SARC) | Subaward No. 7.2- project 3 | 93.397 | Cancer Centers Support Grants | 348,919 | - |
| Health and Human Services, Department of | Pass-Through | Sarcoma Alliance for Research Through Collaboration (SARC) | Subaward No. 7.3 | 93.397 | Cancer Centers Support Grants | 121,019 | - |
| Health and Human Services, Department of | Pass-Through | Wayne State University | WSU15003 | 93.397 | Cancer Centers Support Grants | 2,751 | - |
| Health and Human Services, Department of | Pass-Through | Wayne State University | WSU15143 | 93.397 | Cancer Centers Support Grants | 2,878 | - |
| | | | | | | \$ 10,088,276 | \$ 186,214 |
| Health and Human Services, Department of | Direct | | 1 F30 CA200328-01A1 | 93.398 | Cancer Research Manpower | 4,407 | - |
| Health and Human Services, Department of | Direct | | 1 F31 CA200113-01 | 93.398 | Cancer Research Manpower | 29,684 | - |
| Health and Human Services, Department of | Direct | | 1 F31 CA203272-01 | 93.398 | Cancer Research Manpower | 18,993 | - |
| Health and Human Services, Department of | Direct | | 1 F31 CA203563-01 | 93.398 | Cancer Research Manpower | 14,526 | - |
| Health and Human Services, Department of | Direct | | 1 K08 CA197966-01 | 93.398 | Cancer Research Manpower | 19,784 | - |
| Health and Human Services, Department of | Direct | | 1 K22 CA177824-02 | 93.398 | Cancer Research Manpower | 109,081 | - |
| Health and Human Services, Department of | Direct | | 1 K99 CA187664-01 | 93.398 | Cancer Research Manpower | 20,114 | - |
| Health and Human Services, Department of | Direct | | 4 F30 CA173910-03 | 93.398 | Cancer Research Manpower | 29,664 | - |
| Health and Human Services, Department of | Direct | | 5 F30 CA173910 -2 | 93.398 | Cancer Research Manpower | 20,615 | - |
| Health and Human Services, Department of | Direct | | 5 F30 CA180376-03 | 93.398 | Cancer Research Manpower | 49,659 | - |
| Health and Human Services, Department of | Direct | | 5 F30 CA183276-03 | 93.398 | Cancer Research Manpower | 38,028 | - |
| Health and Human Services, Department of | Direct | | 5 F30 CA189316-02 | 93.398 | Cancer Research Manpower | 33,819 | - |
| Health and Human Services, Department of | Direct | | 5 F30 CA196084-02 | 93.398 | Cancer Research Manpower | 39,168 | - |
| Health and Human Services, Department of | Direct | | 5 F31 CA189440-03 | 93.398 | Cancer Research Manpower | 29,544 | - |
| Health and Human Services, Department of | Direct | | 5 F32 CA200144-02 | 93.398 | Cancer Research Manpower | 61,430 | - |
| Health and Human Services, Department of | Direct | | 5 K07 CA154595-05 | 93.398 | Cancer Research Manpower | 166,754 | - |
| Health and Human Services, Department of | Direct | | 5 K07 CA163665-04 | 93.398 | Cancer Research Manpower | 105,223 | - |
| Health and Human Services, Department of | Direct | | 5 K08 CA151414-05 | 93.398 | Cancer Research Manpower | 24,050 | - |
| Health and Human Services, Department of | Direct | | 5 K08 CA158425-05 | 93.398 | Cancer Research Manpower | 175,594 | - |
| Health and Human Services, Department of | Direct | | 5 K08 CA172215-03 | 93.398 | Cancer Research Manpower | 184,654 | - |
| Health and Human Services, Department of | Direct | | 5 K08 CA181475-04 | 93.398 | Cancer Research Manpower | 130,496 | - |
| Health and Human Services, Department of | Direct | | 5 R00 CA158136-05 | 93.398 | Cancer Research Manpower | (230,266) | - |
| Health and Human Services, Department of | Direct | | T32 CA009357 | 93.398 | Cancer Research Manpower | 336,459 | - |
| Health and Human Services, Department of | Direct | | T32 CA009672 | 93.398 | Cancer Research Manpower | 267,544 | - |
| Health and Human Services, Department of | Direct | | T32 CA009676 | 93.398 | Cancer Research Manpower | 342,183 | - |
| Health and Human Services, Department of | Direct | | T32 CA083654 | 93.398 | Cancer Research Manpower | 281,390 | - |
| Health and Human Services, Department of | Direct | | T32 CA140044 | 93.398 | Cancer Research Manpower | (214) | - |
| Health and Human Services, Department of | Direct | | T32 CA140044 | 93.398 | Cancer Research Manpower | 250,081 | - |
| Health and Human Services, Department of | Direct | | T32 CA180984 | 93.398 | Cancer Research Manpower | 289,090 | - |
| | | | | | | \$ 2,841,554 | \$ - |
| Health and Human Services, Department of | Direct | | 5 P50 CA101451-10 | 93.399 | Cancer Control | (204,128) | - |

**University of Michigan
Schedule of Expenditures of Federal Awards
For the Year Ended June 30, 2016**

| Cluster Title/Federal Grantor/Program | Type | Pass-Through Grantor | Award Identifier | CFDA Number | CFDA Program Title | Federal Expenditures | Subrecipient |
|--|--------------|---|----------------------------|-------------|--|----------------------|--------------|
| Health and Human Services, Department of | Direct | | 5 U54 CA163059-05 | 93.399 | Cancer Control | 1,172,198 | 229,348 |
| Health and Human Services, Department of | Pass-Through | President and Fellows of Harvard College | 114869-5646268 | 93.399 | Cancer Control | 10,944 | - |
| | | | | | | \$ 979,014 | \$ 229,348 |
| Health and Human Services, Department of | Pass-Through | The Association of State and Territorial Health Officials (ASTHO) | 74-10873 Req# 672 | 93.424 | NON-ACA/PPHFBuiding Capacity of the Public Health System to Improve Population Health through National Nonprofit Organizations | \$ 114,867 | \$ - |
| Health and Human Services, Department of | Direct | | 90AR5000-01-00 | 93.433 | ACL National Institute on Disability, Independent Living, and Rehabilitation Research | \$ 34,751 | \$ - |
| Health and Human Services, Department of | Direct | | 90AR5020-0200 | 93.433 | ACL National Institute on Disability, Independent Living, and Rehabilitation Research | 164,896 | - |
| Health and Human Services, Department of | Direct | | 90IF0007-01-00 | 93.433 | ACL National Institute on Disability, Independent Living, and Rehabilitation Research | 20,261 | - |
| Health and Human Services, Department of | Direct | | 90IF0047-02-00 | 93.433 | ACL National Institute on Disability, Independent Living, and Rehabilitation Research | 258,348 | 67,423 |
| Health and Human Services, Department of | Direct | | 90IF0094-01-00 | 93.433 | ACL National Institute on Disability, Independent Living, and Rehabilitation Research | 75,124 | - |
| Health and Human Services, Department of | Direct | | 90IF0102-01-00 | 93.433 | ACL National Institute on Disability, Independent Living, and Rehabilitation Research | 107,899 | - |
| Health and Human Services, Department of | Direct | | 90RES012-02-02 | 93.433 | ACL National Institute on Disability, Independent Living, and Rehabilitation Research | 897,450 | - |
| Health and Human Services, Department of | Direct | | 90SI5000-02-00 | 93.433 | ACL National Institute on Disability, Independent Living, and Rehabilitation Research | 729,970 | (15,755) |
| Health and Human Services, Department of | Pass-Through | Research Foundation of State University of New York | R985572 | 93.433 | ACL National Institute on Disability, Independent Living, and Rehabilitation Research | 5,858 | - |
| | | | | | | \$ 2,294,557 | \$ 51,668 |
| Health and Human Services, Department of | Direct | | 4 T89HP20745-01-02 | 93.510 | Affordable Care Act (ACA) Primary Care Residency Expansion Program | \$ 241,656 | \$ - |
| Health and Human Services, Department of | Direct | | 4 T57 HP20601-01-01 | 93.513 | Affordable Care Act (ACA) Advanced Nursing Education Expansion Initiative | \$ 18,148 | \$ - |
| Health and Human Services, Department of | Direct | | 1 UB6HP20200-04-00 | 93.516 | Affordable Care Act (ACA) Public Health Training Centers Program | \$ 34,653 | \$ - |
| Health and Human Services, Department of | Pass-Through | University of Illinois at Chicago | 2014-06897-08-00 | 93.516 | Affordable Care Act (ACA) Public Health Training Centers Program | 65,947 | - |
| Health and Human Services, Department of | Pass-Through | University of Illinois at Chicago | UIC FDP Subaward Agreement | 93.516 | Affordable Care Act (ACA) Public Health Training Centers Program | 43,490 | - |
| | | | | | | \$ 144,090 | \$ - |
| Health and Human Services, Department of | Pass-Through | University of Massachusetts Medical Center | WA001358840/RFS2013044 | 93.583 | Refugee and Entrant Assistance_Wilson/Fish Program | \$ 51,182 | \$ - |
| Health and Human Services, Department of | Direct | | 1C1CMS331340-01-00 | 93.610 | Health Care Innovation Awards (HCIA) | \$ 1,639,228 | \$ - |
| Health and Human Services, Department of | Pass-Through | Altarum Institute | SC-14-021 | 93.610 | Health Care Innovation Awards (HCIA) | 223,807 | - |
| | | | | | | \$ 1,863,035 | \$ - |
| Health and Human Services, Department of | Pass-Through | Health Research, Inc | 4970-01 | 93.624 | ACA - State Innovation Models: Funding for Model Design and Model Testing Assistance | \$ 57,893 | \$ - |
| Health and Human Services, Department of | Pass-Through | Health Research, Inc | 4970-02 | 93.624 | ACA - State Innovation Models: Funding for Model Design and Model Testing Assistance | 33,244 | - |
| | | | | | | \$ 91,137 | \$ - |
| Health and Human Services, Department of | Pass-Through | Michigan, State of, Health and Human Services, Department of | 20161096 | 93.628 | Affordable Care Act Implementation Support for State Demonstrations to Integrate Care for Medicare-Medicaid Enrollees | \$ 14,288 | \$ - |
| Health and Human Services, Department of | Direct | | 90 CO1047-05-00 | 93.652 | Adoption Opportunities | \$ 661,236 | \$ 285,327 |
| Health and Human Services, Department of | Pass-Through | University of California - San Francisco | 7384sc | 93.701 | Trans-NIH Recovery Act Research Support | \$ 1,905,034 | \$ - |
| Health and Human Services, Department of | Direct | | 1 M01HP25191-01-01 | 93.732 | Mental and Behavioral Health Education and Training Grants | \$ 39,452 | \$ - |
| Health and Human Services, Department of | Pass-Through | University of Nebraska | 34-5507-1031-001 | 93.732 | Mental and Behavioral Health Education and Training Grants | 18,011 | - |
| | | | | | | \$ 57,463 | \$ - |
| Health and Human Services, Department of | Pass-Through | Michigan, State of, Health and Human Services, Department of | 20152329 | 93.757 | State and Local Public Health Actions to Prevent Obesity, Diabetes, Heart Disease and Stroke (PPHF) | \$ 340 | \$ - |
| Health and Human Services, Department of | Pass-Through | Michigan, State of, Health and Human Services, Department of | 20152330 | 93.757 | State and Local Public Health Actions to Prevent Obesity, Diabetes, Heart Disease and Stroke (PPHF) | 4,657 | - |
| Health and Human Services, Department of | Pass-Through | Michigan, State of, Health and Human Services, Department of | 20152337 | 93.757 | State and Local Public Health Actions to Prevent Obesity, Diabetes, Heart Disease and Stroke (PPHF) | 1,148 | - |
| Health and Human Services, Department of | Pass-Through | Michigan, State of, Health and Human Services, Department of | 20161075 | 93.757 | State and Local Public Health Actions to Prevent Obesity, Diabetes, Heart Disease and Stroke (PPHF) | 12,789 | - |
| Health and Human Services, Department of | Pass-Through | Michigan, State of, Health and Human Services, Department of | 20161076 | 93.757 | State and Local Public Health Actions to Prevent Obesity, Diabetes, Heart Disease and Stroke (PPHF) | 6,741 | - |
| | | | | | | \$ 25,675 | \$ - |
| Health and Human Services, Department of | Pass-Through | Arkansas, State of | 4600028430 | 93.791 | Money Follows the Person Rebalancing Demonstration | \$ (4,702) | \$ - |
| Health and Human Services, Department of | Direct | | 2 D18HP10625-06-02 | 93.822 | Health Careers Opportunity Program | \$ 394,075 | \$ - |
| Health and Human Services, Department of | Pass-Through | University of Utah | 100038850-01 | 93.823 | Ebola Support: Transmission and Prevention Control, Public Health Preparedness, Vaccine Development | \$ 60,911 | \$ - |
| Health and Human Services, Department of | Direct | | 1 K23 HL128909-01A1 | 93.837 | Cardiovascular Diseases Research | \$ 9,895 | \$ - |
| Health and Human Services, Department of | Direct | | 1 K23 HL130641-01 | 93.837 | Cardiovascular Diseases Research | 53,209 | - |
| Health and Human Services, Department of | Direct | | 1 R01 HL127687-01A1 | 93.837 | Cardiovascular Diseases Research | 21,640 | - |
| Health and Human Services, Department of | Direct | | 1 R01 HL118259-03 | 93.837 | Cardiovascular Diseases Research | 275,603 | - |
| Health and Human Services, Department of | Direct | | 1 R01 HL118304-03 | 93.837 | Cardiovascular Diseases Research | 350,456 | - |
| Health and Human Services, Department of | Direct | | 1 R01 HL124319-01A1 | 93.837 | Cardiovascular Diseases Research | 459,098 | - |
| Health and Human Services, Department of | Direct | | 1 R01 HL125440-01 | 93.837 | Cardiovascular Diseases Research | 342,889 | 21,048 |
| Health and Human Services, Department of | Direct | | 1 R01 HL126700-01A1 | 93.837 | Cardiovascular Diseases Research | 129,544 | - |

University of Michigan
Schedule of Expenditures of Federal Awards
For the Year Ended June 30, 2016

| Cluster Title/Federal Grantor/Program | Type | Pass-Through Grantor | Award Identifier | CFDA Number | CFDA Program Title | Federal Expenditures | Subrecipient |
|--|--------|----------------------|---------------------|-------------|----------------------------------|----------------------|--------------|
| Health and Human Services, Department of | Direct | | 1 R01 HL126969-01A1 | 93.837 | Cardiovascular Diseases Research | 33,427 | - |
| Health and Human Services, Department of | Direct | | 1 R01 HL127215-01A1 | 93.837 | Cardiovascular Diseases Research | 10,116 | - |
| Health and Human Services, Department of | Direct | | 1 R01 HL1283307 01 | 93.837 | Cardiovascular Diseases Research | 496,118 | - |
| Health and Human Services, Department of | Direct | | 1 R21 HL126004-01 | 93.837 | Cardiovascular Diseases Research | 7,767 | - |
| Health and Human Services, Department of | Direct | | 1 R56 HL119289-01A1 | 93.837 | Cardiovascular Diseases Research | 221,913 | - |
| Health and Human Services, Department of | Direct | | 1 R56 HL124319-01 | 93.837 | Cardiovascular Diseases Research | 182,059 | 43,986 |
| Health and Human Services, Department of | Direct | | 1 R56HL119403-01A1 | 93.837 | Cardiovascular Diseases Research | 229,643 | 6,863 |
| Health and Human Services, Department of | Direct | | 2 R01 HL068878-16 | 93.837 | Cardiovascular Diseases Research | 252,052 | - |
| Health and Human Services, Department of | Direct | | 2 R01 HL071818-11A1 | 93.837 | Cardiovascular Diseases Research | 340,370 | 41,655 |
| Health and Human Services, Department of | Direct | | 2 R01 HL079118-10 | 93.837 | Cardiovascular Diseases Research | 201,746 | - |
| Health and Human Services, Department of | Direct | | 2 R01 HL105297 05A1 | 93.837 | Cardiovascular Diseases Research | 20,320 | - |
| Health and Human Services, Department of | Direct | | 4 K24 HL111316-04 | 93.837 | Cardiovascular Diseases Research | 99,639 | - |
| Health and Human Services, Department of | Direct | | 4 R01 HL058984-17 | 93.837 | Cardiovascular Diseases Research | 66,339 | - |
| Health and Human Services, Department of | Direct | | 4 R01 HL088419-08 | 93.837 | Cardiovascular Diseases Research | 163,697 | - |
| Health and Human Services, Department of | Direct | | 4 R01 HL109054-05 | 93.837 | Cardiovascular Diseases Research | 61,241 | - |
| Health and Human Services, Department of | Direct | | 4 R01 HL110990-04 | 93.837 | Cardiovascular Diseases Research | 20,145 | - |
| Health and Human Services, Department of | Direct | | 4 R01 HL117491-04 | 93.837 | Cardiovascular Diseases Research | 18,898 | - |
| Health and Human Services, Department of | Direct | | 4 R01 HL117626-04 | 93.837 | Cardiovascular Diseases Research | 1,037,399 | - |
| Health and Human Services, Department of | Direct | | 4 R01 HL118304-04 | 93.837 | Cardiovascular Diseases Research | 150,180 | - |
| Health and Human Services, Department of | Direct | | 4 R01 HL119215-04 | 93.837 | Cardiovascular Diseases Research | 33,247 | - |
| Health and Human Services, Department of | Direct | | 4R01 HL114038-04 | 93.837 | Cardiovascular Diseases Research | 155,568 | - |
| Health and Human Services, Department of | Direct | | 5 K01 HL103140-06 | 93.837 | Cardiovascular Diseases Research | 71,148 | - |
| Health and Human Services, Department of | Direct | | 5 K08 HL116639-03 | 93.837 | Cardiovascular Diseases Research | 125,938 | - |
| Health and Human Services, Department of | Direct | | 5 K08 HL123621-02 | 93.837 | Cardiovascular Diseases Research | 142,436 | - |
| Health and Human Services, Department of | Direct | | 5 K23 HL109149-05 | 93.837 | Cardiovascular Diseases Research | 140,468 | - |
| Health and Human Services, Department of | Direct | | 5 K23 HL109176-05 | 93.837 | Cardiovascular Diseases Research | 195,254 | - |
| Health and Human Services, Department of | Direct | | 5 K23 HL119623-02 | 93.837 | Cardiovascular Diseases Research | 170,411 | - |
| Health and Human Services, Department of | Direct | | 5 K23HL105572-06 | 93.837 | Cardiovascular Diseases Research | 191,284 | - |
| Health and Human Services, Department of | Direct | | 5 K24 HL111316-03 | 93.837 | Cardiovascular Diseases Research | 105,454 | - |
| Health and Human Services, Department of | Direct | | 5 K99 HL121160-02 | 93.837 | Cardiovascular Diseases Research | 74,308 | - |
| Health and Human Services, Department of | Direct | | 5 R00 HL094535-05 | 93.837 | Cardiovascular Diseases Research | 15,579 | - |
| Health and Human Services, Department of | Direct | | 5 R00HL113164-05 | 93.837 | Cardiovascular Diseases Research | 297,494 | - |
| Health and Human Services, Department of | Direct | | 5 R01 HL058984-16 | 93.837 | Cardiovascular Diseases Research | 285,870 | - |
| Health and Human Services, Department of | Direct | | 5 R01 HL068878-15 | 93.837 | Cardiovascular Diseases Research | 133,038 | - |
| Health and Human Services, Department of | Direct | | 5 R01 HL071759-09 | 93.837 | Cardiovascular Diseases Research | 282,952 | 270,279 |
| Health and Human Services, Department of | Direct | | 5 R01 HL072011-13 | 93.837 | Cardiovascular Diseases Research | 218,563 | - |
| Health and Human Services, Department of | Direct | | 5 R01 HL085339-08 | 93.837 | Cardiovascular Diseases Research | 361,993 | 115,539 |
| Health and Human Services, Department of | Direct | | 5 R01 HL086865-08 | 93.837 | Cardiovascular Diseases Research | 164,716 | - |
| Health and Human Services, Department of | Direct | | 5 R01 HL088419-07 | 93.837 | Cardiovascular Diseases Research | 221,890 | - |
| Health and Human Services, Department of | Direct | | 5 R01 HL101161-04 | 93.837 | Cardiovascular Diseases Research | 185,170 | 176,299 |
| Health and Human Services, Department of | Direct | | 5 R01 HL102334-05 | 93.837 | Cardiovascular Diseases Research | 88,936 | - |
| Health and Human Services, Department of | Direct | | 5 R01 HL105114-05 | 93.837 | Cardiovascular Diseases Research | (1,336) | 12,447 |
| Health and Human Services, Department of | Direct | | 5 R01 HL106545-04 | 93.837 | Cardiovascular Diseases Research | 177,233 | - |
| Health and Human Services, Department of | Direct | | 5 R01 HL108175- 04 | 93.837 | Cardiovascular Diseases Research | (1,540) | - |
| Health and Human Services, Department of | Direct | | 5 R01 HL109054-04 | 93.837 | Cardiovascular Diseases Research | 262,260 | - |
| Health and Human Services, Department of | Direct | | 5 R01 HL109946-05 | 93.837 | Cardiovascular Diseases Research | 668,302 | 88,560 |
| Health and Human Services, Department of | Direct | | 5 R01 HL110990-03 | 93.837 | Cardiovascular Diseases Research | 428,995 | 136,665 |
| Health and Human Services, Department of | Direct | | 5 R01 HL112610-03 | 93.837 | Cardiovascular Diseases Research | 473,511 | - |
| Health and Human Services, Department of | Direct | | 5 R01 HL114595-04 | 93.837 | Cardiovascular Diseases Research | 383,786 | - |
| Health and Human Services, Department of | Direct | | 5 R01 HL115138-04 | 93.837 | Cardiovascular Diseases Research | 383,644 | - |
| Health and Human Services, Department of | Direct | | 5 R01 HL117491-03 | 93.837 | Cardiovascular Diseases Research | 542,813 | - |
| Health and Human Services, Department of | Direct | | 5 R01 HL117626-03 | 93.837 | Cardiovascular Diseases Research | 1,673,571 | - |
| Health and Human Services, Department of | Direct | | 5 R01 HL117860-03 | 93.837 | Cardiovascular Diseases Research | 392,511 | 52,861 |
| Health and Human Services, Department of | Direct | | 5 R01 HL119443-03 | 93.837 | Cardiovascular Diseases Research | 860,890 | 658,339 |
| Health and Human Services, Department of | Direct | | 5 R01 HL119542-03 | 93.837 | Cardiovascular Diseases Research | 739,127 | - |
| Health and Human Services, Department of | Direct | | 5 R01 HL120108-03 | 93.837 | Cardiovascular Diseases Research | 405,453 | - |
| Health and Human Services, Department of | Direct | | 5 R01 HL120888-02 | 93.837 | Cardiovascular Diseases Research | 390,865 | 23,754 |
| Health and Human Services, Department of | Direct | | 5 R01 HL122261-03 | 93.837 | Cardiovascular Diseases Research | 392,995 | 113,603 |
| Health and Human Services, Department of | Direct | | 5 R01 HL122352-02 | 93.837 | Cardiovascular Diseases Research | 479,625 | - |
| Health and Human Services, Department of | Direct | | 5 R01 HL122416-02 | 93.837 | Cardiovascular Diseases Research | 410,642 | - |
| Health and Human Services, Department of | Direct | | 5 R01 HL122664-02 | 93.837 | Cardiovascular Diseases Research | 363,535 | - |
| Health and Human Services, Department of | Direct | | 5 R01 HL122684-02 | 93.837 | Cardiovascular Diseases Research | 295,141 | 34,092 |
| Health and Human Services, Department of | Direct | | 5 R01 HL123333-02 | 93.837 | Cardiovascular Diseases Research | 413,947 | - |
| Health and Human Services, Department of | Direct | | 5 R01 HL127023-02 | 93.837 | Cardiovascular Diseases Research | 301,699 | - |
| Health and Human Services, Department of | Direct | | 5 R01 HL127151-02 | 93.837 | Cardiovascular Diseases Research | 597,350 | - |
| Health and Human Services, Department of | Direct | | 5 R01 HL129778-02 | 93.837 | Cardiovascular Diseases Research | 816,554 | - |
| Health and Human Services, Department of | Direct | | 5 R01-HL055438-19 | 93.837 | Cardiovascular Diseases Research | 522,724 | - |
| Health and Human Services, Department of | Direct | | 5 R01-HL127564-02 | 93.837 | Cardiovascular Diseases Research | 526,633 | 212,356 |
| Health and Human Services, Department of | Direct | | 5 R21 HL125961 02 | 93.837 | Cardiovascular Diseases Research | 292,504 | - |
| Health and Human Services, Department of | Direct | | 5 R25 HL108842-05 | 93.837 | Cardiovascular Diseases Research | 72,656 | - |
| Health and Human Services, Department of | Direct | | 5 U01 HL094345-05 | 93.837 | Cardiovascular Diseases Research | 785,518 | - |
| Health and Human Services, Department of | Direct | | 5 U01 HL118738-04 | 93.837 | Cardiovascular Diseases Research | 651,205 | 470,183 |
| Health and Human Services, Department of | Direct | | 5 U01 HL126499-03 | 93.837 | Cardiovascular Diseases Research | 868,167 | 47,660 |
| Health and Human Services, Department of | Direct | | 5 U10 HL069330-15 | 93.837 | Cardiovascular Diseases Research | 95,528 | - |
| Health and Human Services, Department of | Direct | | 5 U10 HL109737-05 | 93.837 | Cardiovascular Diseases Research | 456,656 | - |
| Health and Human Services, Department of | Direct | | 5R01 HL114038-03 | 93.837 | Cardiovascular Diseases Research | 275,466 | - |
| Health and Human Services, Department of | Direct | | 7 R01 HL111664-05 | 93.837 | Cardiovascular Diseases Research | 66,951 | - |
| Health and Human Services, Department of | Direct | | T32 HL007853 | 93.837 | Cardiovascular Diseases Research | 459,281 | - |

University of Michigan
Schedule of Expenditures of Federal Awards
For the Year Ended June 30, 2016

| Cluster Title/Federal Grantor/Program | Type | Pass-Through Grantor | Award Identifier | CFDA Number | CFDA Program Title | Federal Expenditures | Subrecipient |
|--|--------------|---|--------------------------------|-------------|----------------------------------|----------------------|---------------------|
| Health and Human Services, Department of | Direct | | T32 HL007853 | 93.837 | Cardiovascular Diseases Research | (563) | - |
| Health and Human Services, Department of | Direct | | T32 HL076123 | 93.837 | Cardiovascular Diseases Research | 148,809 | - |
| Health and Human Services, Department of | Direct | | T32 HL125242 | 93.837 | Cardiovascular Diseases Research | 76,119 | - |
| Health and Human Services, Department of | Pass-Through | Albert Einstein College of Medicine, Inc., | Sub Grant # 9-526-3289 | 93.837 | Cardiovascular Diseases Research | (9,088) | - |
| Health and Human Services, Department of | Pass-Through | Children's Hospital of Philadelphia, The | 0035420 (122755-1) | 93.837 | Cardiovascular Diseases Research | 16,006 | - |
| Health and Human Services, Department of | Pass-Through | Children's Hospital of Philadelphia, The | FP11498-02-02 | 93.837 | Cardiovascular Diseases Research | 17,218 | - |
| Health and Human Services, Department of | Pass-Through | Children's Hospital of Pittsburgh | 0046317 (126441-4) | 93.837 | Cardiovascular Diseases Research | 49,920 | - |
| Health and Human Services, Department of | Pass-Through | Dartmouth College | 1583R57 | 93.837 | Cardiovascular Diseases Research | 17,015 | - |
| Health and Human Services, Department of | Pass-Through | Emory University | T451940 | 93.837 | Cardiovascular Diseases Research | 15,476 | - |
| Health and Human Services, Department of | Pass-Through | Group Health Research Institute (GHRI) | 2016136155 | 93.837 | Cardiovascular Diseases Research | 57,395 | - |
| Health and Human Services, Department of | Pass-Through | Harvard University | 123641 | 93.837 | Cardiovascular Diseases Research | (31) | - |
| Health and Human Services, Department of | Pass-Through | Henry Ford Health System | R01 HL114981 | 93.837 | Cardiovascular Diseases Research | 38,417 | - |
| Health and Human Services, Department of | Pass-Through | Henry Ford Health System | R34 HL109296 | 93.837 | Cardiovascular Diseases Research | (4,591) | - |
| Health and Human Services, Department of | Pass-Through | Indiana University | IN4687768MICH | 93.837 | Cardiovascular Diseases Research | 331,197 | - |
| Health and Human Services, Department of | Pass-Through | Innovative Bio Therapies (IBT) | Project Specific Addendum | 93.837 | Cardiovascular Diseases Research | 127,086 | - |
| Health and Human Services, Department of | Pass-Through | Integrated Sensing Systems (ISSYS) | Research Agreement | 93.837 | Cardiovascular Diseases Research | 258,674 | - |
| Health and Human Services, Department of | Pass-Through | InvivoSciences Inc. | Agreement | 93.837 | Cardiovascular Diseases Research | 18,071 | - |
| Health and Human Services, Department of | Pass-Through | Johns Hopkins University | Agreement Dated 12/22/11 | 93.837 | Cardiovascular Diseases Research | (721) | - |
| Health and Human Services, Department of | Pass-Through | Joslin Diabetes Center | 100029 | 93.837 | Cardiovascular Diseases Research | 1,204 | - |
| Health and Human Services, Department of | Pass-Through | Massachusetts Institute of Technology | 5710003515 | 93.837 | Cardiovascular Diseases Research | (7,145) | - |
| Health and Human Services, Department of | Pass-Through | Michigan State University | RC100780UM | 93.837 | Cardiovascular Diseases Research | 36,762 | - |
| Health and Human Services, Department of | Pass-Through | New England Research Institute | Pediatric Heart Network Sub-Aw | 93.837 | Cardiovascular Diseases Research | 12,942 | - |
| Health and Human Services, Department of | Pass-Through | New England Research Institute | U10HL068270 | 93.837 | Cardiovascular Diseases Research | 14,043 | - |
| Health and Human Services, Department of | Pass-Through | New England Research Institute | U10HL068270 | 93.837 | Cardiovascular Diseases Research | 2,900 | - |
| Health and Human Services, Department of | Pass-Through | St. Luke's Hospital | Agreement | 93.837 | Cardiovascular Diseases Research | 257,487 | - |
| Health and Human Services, Department of | Pass-Through | The Children's Mercy Hospital | 16-0003 | 93.837 | Cardiovascular Diseases Research | 8,131 | - |
| Health and Human Services, Department of | Pass-Through | The Icahn School of Medicine at Mount Sinai (ISMMS) | 0255-7875-4609 | 93.837 | Cardiovascular Diseases Research | 3,934 | - |
| Health and Human Services, Department of | Pass-Through | University of California - Davis | 201501430-01 | 93.837 | Cardiovascular Diseases Research | 4,436 | - |
| Health and Human Services, Department of | Pass-Through | University of California - San Francisco | 7732sc | 93.837 | Cardiovascular Diseases Research | 105,843 | - |
| Health and Human Services, Department of | Pass-Through | University of California-San Diego | 57898298 | 93.837 | Cardiovascular Diseases Research | 47,304 | - |
| Health and Human Services, Department of | Pass-Through | University of Colorado | 14.696.002 | 93.837 | Cardiovascular Diseases Research | 44,368 | - |
| Health and Human Services, Department of | Pass-Through | University of Colorado | FY15.534.008/Proj.2-5-23999 | 93.837 | Cardiovascular Diseases Research | 55,523 | - |
| Health and Human Services, Department of | Pass-Through | University of Minnesota | N003357702 | 93.837 | Cardiovascular Diseases Research | 124,194 | - |
| Health and Human Services, Department of | Pass-Through | University of Pennsylvania | 563127 | 93.837 | Cardiovascular Diseases Research | 411 | - |
| Health and Human Services, Department of | Pass-Through | University of Pennsylvania | 563456 | 93.837 | Cardiovascular Diseases Research | (638) | - |
| Health and Human Services, Department of | Pass-Through | University of Pennsylvania | 3210920616 | 93.837 | Cardiovascular Diseases Research | 125,533 | - |
| Health and Human Services, Department of | Pass-Through | University of Pennsylvania | 559669/PO# 2918910 | 93.837 | Cardiovascular Diseases Research | 1,208 | - |
| Health and Human Services, Department of | Pass-Through | University of Pennsylvania | 566754/10039195/9918/01 | 93.837 | Cardiovascular Diseases Research | 59,676 | - |
| Health and Human Services, Department of | Pass-Through | University of Pennsylvania | 8930/01 | 93.837 | Cardiovascular Diseases Research | 34,032 | - |
| Health and Human Services, Department of | Pass-Through | University of Pennsylvania | PO#3475554 | 93.837 | Cardiovascular Diseases Research | 52,212 | - |
| Health and Human Services, Department of | Pass-Through | University of South Carolina | 14-2607 | 93.837 | Cardiovascular Diseases Research | 13,409 | - |
| Health and Human Services, Department of | Pass-Through | University of Washington | UWSC8792 | 93.837 | Cardiovascular Diseases Research | 85,530 | - |
| Health and Human Services, Department of | Pass-Through | Washington University | WU-15-260 | 93.837 | Cardiovascular Diseases Research | 46,890 | - |
| Health and Human Services, Department of | Pass-Through | Washington University | WU-16-259 | 93.837 | Cardiovascular Diseases Research | 41,982 | - |
| Health and Human Services, Department of | Pass-Through | Yale University | C14A11800 (A08135) | 93.837 | Cardiovascular Diseases Research | 3,301 | - |
| Health and Human Services, Department of | Pass-Through | Yale University | M15A12119 (A10207) | 93.837 | Cardiovascular Diseases Research | 36,919 | - |
| | | | | | | \$ 28,210,782 | \$ 2,526,189 |
| Health and Human Services, Department of | Direct | | 1 K23 HL128936-01A1 | 93.838 | Lung Diseases Research | \$ 22,278 | \$ - |
| Health and Human Services, Department of | Direct | | 1 U01 HL128952-01 | 93.838 | Lung Diseases Research | 215,659 | - |
| Health and Human Services, Department of | Direct | | 4 R01 HL112880-04 | 93.838 | Lung Diseases Research | 33,817 | - |
| Health and Human Services, Department of | Direct | | 4 R01 HL112897-04 | 93.838 | Lung Diseases Research | 3,309 | - |
| Health and Human Services, Department of | Direct | | 4 R01 HL115618-04 | 93.838 | Lung Diseases Research | 23,073 | - |
| Health and Human Services, Department of | Direct | | 4 R01 HL116434-04 | 93.838 | Lung Diseases Research | 48,376 | - |
| Health and Human Services, Department of | Direct | | 4 R01-HL108904-05 | 93.838 | Lung Diseases Research | 77,486 | - |
| Health and Human Services, Department of | Direct | | 5 K08 HL121089-03 | 93.838 | Lung Diseases Research | 125,355 | - |
| Health and Human Services, Department of | Direct | | 5 R01 HL031237-31 | 93.838 | Lung Diseases Research | 507,044 | - |
| Health and Human Services, Department of | Direct | | 5 R01 HL052285-21 | 93.838 | Lung Diseases Research | 402,058 | - |
| Health and Human Services, Department of | Direct | | 5 R01 HL078871-08 | 93.838 | Lung Diseases Research | 385,749 | - |
| Health and Human Services, Department of | Direct | | 5 R01 HL079339-10 | 93.838 | Lung Diseases Research | 302,931 | - |
| Health and Human Services, Department of | Direct | | 5 R01 HL081420-08 | 93.838 | Lung Diseases Research | 78,690 | - |
| Health and Human Services, Department of | Direct | | 5 R01 HL092044-04 | 93.838 | Lung Diseases Research | (2,249) | - |
| Health and Human Services, Department of | Direct | | 5 R01 HL093386-04 | 93.838 | Lung Diseases Research | (93,245) | - |
| Health and Human Services, Department of | Direct | | 5 R01 HL094230-04 | 93.838 | Lung Diseases Research | 10,653 | 7,174 |
| Health and Human Services, Department of | Direct | | 5 R01 HL094622-07 | 93.838 | Lung Diseases Research | 374,352 | - |
| Health and Human Services, Department of | Direct | | 5 R01 HL095545-04 | 93.838 | Lung Diseases Research | 23,602 | - |
| Health and Human Services, Department of | Direct | | 5 R01 HL101997-04 | 93.838 | Lung Diseases Research | 12,039 | - |
| Health and Human Services, Department of | Direct | | 5 R01 HL102013-04 | 93.838 | Lung Diseases Research | (3,120) | - |
| Health and Human Services, Department of | Direct | | 5 R01 HL105489-05 | 93.838 | Lung Diseases Research | 335,772 | 29,924 |
| Health and Human Services, Department of | Direct | | 5 R01 HL109118-04 | 93.838 | Lung Diseases Research | 326,465 | 83,824 |
| Health and Human Services, Department of | Direct | | 5 R01 HL112880-03 | 93.838 | Lung Diseases Research | 515,457 | - |
| Health and Human Services, Department of | Direct | | 5 R01 HL112897-3 | 93.838 | Lung Diseases Research | 464,723 | - |
| Health and Human Services, Department of | Direct | | 5 R01 HL114447-04 | 93.838 | Lung Diseases Research | 436,638 | 177,273 |
| Health and Human Services, Department of | Direct | | 5 R01 HL114858-03 | 93.838 | Lung Diseases Research | 364,867 | - |
| Health and Human Services, Department of | Direct | | 5 R01 HL115618-03 | 93.838 | Lung Diseases Research | 269,709 | - |
| Health and Human Services, Department of | Direct | | 5 R01 HL116434-03 | 93.838 | Lung Diseases Research | 345,973 | - |
| Health and Human Services, Department of | Direct | | 5 R01 HL118017-03 | 93.838 | Lung Diseases Research | 427,151 | 8,379 |
| Health and Human Services, Department of | Direct | | 5 R01 HL119215-03 | 93.838 | Lung Diseases Research | 449,185 | - |
| Health and Human Services, Department of | Direct | | 5 R01 HL119682-03 | 93.838 | Lung Diseases Research | 341,501 | - |

University of Michigan
Schedule of Expenditures of Federal Awards
For the Year Ended June 30, 2016

| Cluster Title/Federal Grantor/Program | Type | Pass-Through Grantor | Award Identifier | CFDA Number | CFDA Program Title | Federal Expenditures | Subrecipient |
|--|--------------|---|--------------------------------|-------------|---|----------------------|---------------------|
| Health and Human Services, Department of | Direct | | 5 R01 HL122438-03 | 93.838 | Lung Diseases Research | 1,161,820 | 533,543 |
| Health and Human Services, Department of | Direct | | 5 R01 HL125555-02 | 93.838 | Lung Diseases Research | 472,870 | - |
| Health and Human Services, Department of | Direct | | 5 R01 HL127203-02 | 93.838 | Lung Diseases Research | 272,737 | - |
| Health and Human Services, Department of | Direct | | 5 R01-HL108904-04 | 93.838 | Lung Diseases Research | 271,397 | - |
| Health and Human Services, Department of | Direct | | 5 R01-HL123515-02 | 93.838 | Lung Diseases Research | 455,512 | - |
| Health and Human Services, Department of | Direct | | 5 R18 HL094272-05 | 93.838 | Lung Diseases Research | (5,304) | - |
| Health and Human Services, Department of | Direct | | 5 U01 HL098961-05 | 93.838 | Lung Diseases Research | (9,350) | - |
| Health and Human Services, Department of | Direct | | 5 U01 HL123031-03 | 93.838 | Lung Diseases Research | 420,465 | 42,090 |
| Health and Human Services, Department of | Direct | | 7 R01 HL109288-06 | 93.838 | Lung Diseases Research | 102,537 | - |
| Health and Human Services, Department of | Direct | | T32 HL007517 | 93.838 | Lung Diseases Research | 334,186 | - |
| Health and Human Services, Department of | Direct | | T32 HL007749 | 93.838 | Lung Diseases Research | 834,129 | - |
| Health and Human Services, Department of | Direct | | T35 HL007690 | 93.838 | Lung Diseases Research | 188,371 | - |
| Health and Human Services, Department of | Pass-Through | Brigham and Women's Hospital | 106476 | 93.838 | Lung Diseases Research | 115,387 | - |
| Health and Human Services, Department of | Pass-Through | Duke University | 203-8679 | 93.838 | Lung Diseases Research | 11,396 | - |
| Health and Human Services, Department of | Pass-Through | ImBio | Research Agreement | 93.838 | Lung Diseases Research | 232,582 | - |
| Health and Human Services, Department of | Pass-Through | Massachusetts General Hospital | 224404 | 93.838 | Lung Diseases Research | 142,601 | - |
| Health and Human Services, Department of | Pass-Through | Mayo Clinic | Subaward No. 5U01HL108712-02 | 93.838 | Lung Diseases Research | 22,135 | - |
| Health and Human Services, Department of | Pass-Through | National Jewish Health | 2020051807 | 93.838 | Lung Diseases Research | 87,184 | - |
| Health and Human Services, Department of | Pass-Through | Palo Alto Veterans Institute for Research | NIM0008-02 | 93.838 | Lung Diseases Research | (10,038) | - |
| Health and Human Services, Department of | Pass-Through | Palo Alto Veterans Institute for Research | NIM054043 | 93.838 | Lung Diseases Research | 16,969 | - |
| Health and Human Services, Department of | Pass-Through | University of California - Los Angeles | 1460 G KB114/4-441407-RE-29387 | 93.838 | Lung Diseases Research | 1,465 | - |
| Health and Human Services, Department of | Pass-Through | University of Iowa | W000705540 | 93.838 | Lung Diseases Research | 158,194 | - |
| Health and Human Services, Department of | Pass-Through | University of Pennsylvania | 565138 | 93.838 | Lung Diseases Research | 793 | - |
| Health and Human Services, Department of | Pass-Through | University of Pennsylvania | 565138 | 93.838 | Lung Diseases Research | 36,098 | - |
| Health and Human Services, Department of | Pass-Through | University of Pittsburgh | 0024088 (122208+1) | 93.838 | Lung Diseases Research | 503,924 | - |
| Health and Human Services, Department of | Pass-Through | University of Washington | UWSC7902 | 93.838 | Lung Diseases Research | 112,584 | - |
| Health and Human Services, Department of | Pass-Through | Weill Cornell Medical College of Cornell University | 16010057-04 | 93.838 | Lung Diseases Research | 30,035 | - |
| Health and Human Services, Department of | Pass-Through | Yale University | M12A11333 (A08685) | 93.838 | Lung Diseases Research | 168,088 | - |
| | | | | | | \$ 12,954,065 | \$ 882,207 |
| Health and Human Services, Department of | Direct | | 1 F31 HL129481-01 | 93.839 | Blood Diseases and Resources Research | 62,118 | - |
| Health and Human Services, Department of | Direct | | 1 F32 HL127981-01A1 | 93.839 | Blood Diseases and Resources Research | 43,908 | - |
| Health and Human Services, Department of | Direct | | 1 K08 HL128794-01 | 93.839 | Blood Diseases and Resources Research | 133,980 | - |
| Health and Human Services, Department of | Direct | | 1 R01 HL128046-01 | 93.839 | Blood Diseases and Resources Research | 541,667 | 28,327 |
| Health and Human Services, Department of | Direct | | 1 R01 HL132392-01A1 | 93.839 | Blood Diseases and Resources Research | 37,760 | - |
| Health and Human Services, Department of | Direct | | 4 F32 HL114150-03 | 93.839 | Blood Diseases and Resources Research | 23,143 | - |
| Health and Human Services, Department of | Direct | | 4 R01 HL090775-09 | 93.839 | Blood Diseases and Resources Research | 190,684 | - |
| Health and Human Services, Department of | Direct | | 4 R01-HL094311-08 | 93.839 | Blood Diseases and Resources Research | 14,552 | - |
| Health and Human Services, Department of | Direct | | 4 U01 HL117658-04 | 93.839 | Blood Diseases and Resources Research | 42,046 | - |
| Health and Human Services, Department of | Direct | | 5 F32 HL114150-02 | 93.839 | Blood Diseases and Resources Research | 32,575 | - |
| Health and Human Services, Department of | Direct | | 5 F32 HL129491-02 | 93.839 | Blood Diseases and Resources Research | 49,946 | - |
| Health and Human Services, Department of | Direct | | 5 P01 HL057346-15 | 93.839 | Blood Diseases and Resources Research | 14,738 | 6,482 |
| Health and Human Services, Department of | Direct | | 5 R01 HL039693-25 | 93.839 | Blood Diseases and Resources Research | 107,225 | 70,725 |
| Health and Human Services, Department of | Direct | | 5 R01 HL090775-08 | 93.839 | Blood Diseases and Resources Research | 160,273 | - |
| Health and Human Services, Department of | Direct | | 5 R01 HL102662-04 | 93.839 | Blood Diseases and Resources Research | (81,738) | - |
| Health and Human Services, Department of | Direct | | 5 R01 HL112642-04 | 93.839 | Blood Diseases and Resources Research | 326,157 | - |
| Health and Human Services, Department of | Direct | | 5 R01 HL114405-04 | 93.839 | Blood Diseases and Resources Research | 400,517 | 16,693 |
| Health and Human Services, Department of | Direct | | 5 R01 HL124232-02 | 93.839 | Blood Diseases and Resources Research | 371,399 | - |
| Health and Human Services, Department of | Direct | | 5 R01 HL126947-02 | 93.839 | Blood Diseases and Resources Research | 341,659 | 13,837 |
| Health and Human Services, Department of | Direct | | 5 R01-HL055374-17 | 93.839 | Blood Diseases and Resources Research | 473,119 | - |
| Health and Human Services, Department of | Direct | | 5 R01-HL094311-07 | 93.839 | Blood Diseases and Resources Research | 244,314 | 37,840 |
| Health and Human Services, Department of | Direct | | 5 U01 HL117658-03 | 93.839 | Blood Diseases and Resources Research | 1,591,261 | 935,656 |
| Health and Human Services, Department of | Direct | | T32 HL007622 | 93.839 | Blood Diseases and Resources Research | 330,492 | - |
| Health and Human Services, Department of | Pass-Through | Blaze Medical Devices, LLC | Roundtable Research Agreement | 93.839 | Blood Diseases and Resources Research | 6,755 | - |
| Health and Human Services, Department of | Pass-Through | University of California - San Francisco | 8041sc | 93.839 | Blood Diseases and Resources Research | 63,073 | - |
| Health and Human Services, Department of | Pass-Through | University of Pennsylvania | 564154/10042446/14843/01 | 93.839 | Blood Diseases and Resources Research | 129,358 | - |
| | | | | | | \$ 5,650,981 | \$ 1,109,560 |
| Health and Human Services, Department of | Direct | | 1 F32 AR066499-01A1 | 93.846 | Arthritis, Musculoskeletal and Skin Diseases Research | 50,388 | - |
| Health and Human Services, Department of | Direct | | 1 F32 AR068915-01 | 93.846 | Arthritis, Musculoskeletal and Skin Diseases Research | 46,918 | - |
| Health and Human Services, Department of | Direct | | 1 R01 AR069071-01 | 93.846 | Arthritis, Musculoskeletal and Skin Diseases Research | 258,214 | 4,512 |
| Health and Human Services, Department of | Direct | | 1 R21 AR062709-02 | 93.846 | Arthritis, Musculoskeletal and Skin Diseases Research | 50,711 | - |
| Health and Human Services, Department of | Direct | | 1 R21 AR064041-02 | 93.846 | Arthritis, Musculoskeletal and Skin Diseases Research | 58,503 | - |
| Health and Human Services, Department of | Direct | | 1 R21 AR065010-02 | 93.846 | Arthritis, Musculoskeletal and Skin Diseases Research | 172,339 | - |
| Health and Human Services, Department of | Direct | | 1 R21 AR066213-01A1 | 93.846 | Arthritis, Musculoskeletal and Skin Diseases Research | 122,817 | - |
| Health and Human Services, Department of | Direct | | 2 R56 AR054778-06A1 | 93.846 | Arthritis, Musculoskeletal and Skin Diseases Research | 26,324 | - |
| Health and Human Services, Department of | Direct | | 3 R01 AR067744-02S1 | 93.846 | Arthritis, Musculoskeletal and Skin Diseases Research | 459,840 | - |
| Health and Human Services, Department of | Direct | | 4 K08 AR063668-04 | 93.846 | Arthritis, Musculoskeletal and Skin Diseases Research | 70,363 | - |
| Health and Human Services, Department of | Direct | | 4 R01 AR063056-04 | 93.846 | Arthritis, Musculoskeletal and Skin Diseases Research | 152,419 | - |
| Health and Human Services, Department of | Direct | | 5 F31 AR065931-03 | 93.846 | Arthritis, Musculoskeletal and Skin Diseases Research | 37,476 | - |
| Health and Human Services, Department of | Direct | | 5 F32 AR067086-03 | 93.846 | Arthritis, Musculoskeletal and Skin Diseases Research | 68,931 | - |
| Health and Human Services, Department of | Direct | | 5 F32 AR068902-02 | 93.846 | Arthritis, Musculoskeletal and Skin Diseases Research | 50,998 | - |
| Health and Human Services, Department of | Direct | | 5 K01 AR057427-05 | 93.846 | Arthritis, Musculoskeletal and Skin Diseases Research | 105,752 | - |
| Health and Human Services, Department of | Direct | | 5 K01 AR064275-03 | 93.846 | Arthritis, Musculoskeletal and Skin Diseases Research | 126,738 | - |
| Health and Human Services, Department of | Direct | | 5 K01 AR064765-03 | 93.846 | Arthritis, Musculoskeletal and Skin Diseases Research | 102,436 | - |
| Health and Human Services, Department of | Direct | | 5 K08 AR060802-05 | 93.846 | Arthritis, Musculoskeletal and Skin Diseases Research | 91,216 | - |
| Health and Human Services, Department of | Direct | | 5 K08 AR063668-03S1 | 93.846 | Arthritis, Musculoskeletal and Skin Diseases Research | 74,463 | - |
| Health and Human Services, Department of | Direct | | 5 K08 AR066569-02 | 93.846 | Arthritis, Musculoskeletal and Skin Diseases Research | 117,838 | - |
| Health and Human Services, Department of | Direct | | 5 K23 AR060241-05 | 93.846 | Arthritis, Musculoskeletal and Skin Diseases Research | 135,859 | - |
| Health and Human Services, Department of | Direct | | 5 K24 AR053120-07 | 93.846 | Arthritis, Musculoskeletal and Skin Diseases Research | 120,620 | - |

**University of Michigan
Schedule of Expenditures of Federal Awards
For the Year Ended June 30, 2016**

| Cluster Title/Federal Grantor/Program | Type | Pass-Through Grantor | Award Identifier | CFDA Number | CFDA Program Title | Federal Expenditures | Subrecipient |
|--|--------------|--|-------------------------------|-------------|--|----------------------|-------------------|
| Health and Human Services, Department of | Direct | | 5 K24 AR063120-04 | 93.846 | Arthritis, Musculoskeletal and Skin Diseases Research | 188,551 | - |
| Health and Human Services, Department of | Direct | | 5 R00 AR059796-05 | 93.846 | Arthritis, Musculoskeletal and Skin Diseases Research | 31,795 | - |
| Health and Human Services, Department of | Direct | | 5 R01 AR042742-19 | 93.846 | Arthritis, Musculoskeletal and Skin Diseases Research | 59,490 | - |
| Health and Human Services, Department of | Direct | | 5 R01 AR044927-16 | 93.846 | Arthritis, Musculoskeletal and Skin Diseases Research | 47,408 | 24,384 |
| Health and Human Services, Department of | Direct | | 5 R01 AR045973-15 | 93.846 | Arthritis, Musculoskeletal and Skin Diseases Research | 6,893 | - |
| Health and Human Services, Department of | Direct | | 5 R01 AR047328-09 | 93.846 | Arthritis, Musculoskeletal and Skin Diseases Research | 239,171 | - |
| Health and Human Services, Department of | Direct | | 5 R01 AR052010-09 | 93.846 | Arthritis, Musculoskeletal and Skin Diseases Research | 306,004 | - |
| Health and Human Services, Department of | Direct | | 5 R01 AR056657-05 | 93.846 | Arthritis, Musculoskeletal and Skin Diseases Research | 39,958 | 22,848 |
| Health and Human Services, Department of | Direct | | 5 R01 AR056991-05 | 93.846 | Arthritis, Musculoskeletal and Skin Diseases Research | (15,517) | - |
| Health and Human Services, Department of | Direct | | 5 R01 AR059085-05 | 93.846 | Arthritis, Musculoskeletal and Skin Diseases Research | 273,225 | - |
| Health and Human Services, Department of | Direct | | 5 R01 AR059688-05 | 93.846 | Arthritis, Musculoskeletal and Skin Diseases Research | (11,764) | - |
| Health and Human Services, Department of | Direct | | 5 R01 AR060350-05 | 93.846 | Arthritis, Musculoskeletal and Skin Diseases Research | 290,365 | 721 |
| Health and Human Services, Department of | Direct | | 5 R01 AR060392-05 | 93.846 | Arthritis, Musculoskeletal and Skin Diseases Research | 521,025 | - |
| Health and Human Services, Department of | Direct | | 5 R01 AR060837-04 | 93.846 | Arthritis, Musculoskeletal and Skin Diseases Research | 32,569 | - |
| Health and Human Services, Department of | Direct | | 5 R01 AR060892-04 | 93.846 | Arthritis, Musculoskeletal and Skin Diseases Research | 377,874 | 149,443 |
| Health and Human Services, Department of | Direct | | 5 R01 AR061402-05 | 93.846 | Arthritis, Musculoskeletal and Skin Diseases Research | 410,304 | - |
| Health and Human Services, Department of | Direct | | 5 R01 AR062030-04 | 93.846 | Arthritis, Musculoskeletal and Skin Diseases Research | 345,812 | 18,653 |
| Health and Human Services, Department of | Direct | | 5 R01 AR062066-04 | 93.846 | Arthritis, Musculoskeletal and Skin Diseases Research | 553,329 | - |
| Health and Human Services, Department of | Direct | | 5 R01 AR062522-04S1 | 93.846 | Arthritis, Musculoskeletal and Skin Diseases Research | 252,542 | - |
| Health and Human Services, Department of | Direct | | 5 R01 AR062636-03 | 93.846 | Arthritis, Musculoskeletal and Skin Diseases Research | 347,742 | - |
| Health and Human Services, Department of | Direct | | 5 R01 AR063056-03 | 93.846 | Arthritis, Musculoskeletal and Skin Diseases Research | 247,458 | - |
| Health and Human Services, Department of | Direct | | 5 R01 AR063611-04 | 93.846 | Arthritis, Musculoskeletal and Skin Diseases Research | 642,925 | 88,661 |
| Health and Human Services, Department of | Direct | | 5 R01 AR063649-03 | 93.846 | Arthritis, Musculoskeletal and Skin Diseases Research | 308,737 | - |
| Health and Human Services, Department of | Direct | | 5 R01 AR065183-03 | 93.846 | Arthritis, Musculoskeletal and Skin Diseases Research | 412,586 | 59,538 |
| Health and Human Services, Department of | Direct | | 5 R01 AR065403-02 | 93.846 | Arthritis, Musculoskeletal and Skin Diseases Research | 185,771 | 13,095 |
| Health and Human Services, Department of | Direct | | 5 R01 AR065409-03 | 93.846 | Arthritis, Musculoskeletal and Skin Diseases Research | 429,158 | - |
| Health and Human Services, Department of | Direct | | 5 R01 AR065424-03 | 93.846 | Arthritis, Musculoskeletal and Skin Diseases Research | 386,894 | - |
| Health and Human Services, Department of | Direct | | 5 R01 AR065524-03 | 93.846 | Arthritis, Musculoskeletal and Skin Diseases Research | 409,433 | - |
| Health and Human Services, Department of | Direct | | 5 R01 AR066049-03 | 93.846 | Arthritis, Musculoskeletal and Skin Diseases Research | 590,164 | 182,179 |
| Health and Human Services, Department of | Direct | | 5 R03 AR066337-02 | 93.846 | Arthritis, Musculoskeletal and Skin Diseases Research | 96,301 | - |
| Health and Human Services, Department of | Direct | | 5 R03 AR067518-02 | 93.846 | Arthritis, Musculoskeletal and Skin Diseases Research | 58,012 | - |
| Health and Human Services, Department of | Direct | | 5 R21 AR067330-02 | 93.846 | Arthritis, Musculoskeletal and Skin Diseases Research | 116,802 | - |
| Health and Human Services, Department of | Direct | | T32 AR007080 | 93.846 | Arthritis, Musculoskeletal and Skin Diseases Research | 259,123 | - |
| Health and Human Services, Department of | Direct | | T32 AR007197 | 93.846 | Arthritis, Musculoskeletal and Skin Diseases Research | 175,571 | - |
| Health and Human Services, Department of | Pass-Through | Brigham and Women's Hospital | 109379 | 93.846 | Arthritis, Musculoskeletal and Skin Diseases Research | 85,444 | - |
| Health and Human Services, Department of | Pass-Through | Case Western Reserve University | RESS07897 | 93.846 | Arthritis, Musculoskeletal and Skin Diseases Research | 51,032 | - |
| Health and Human Services, Department of | Pass-Through | Cedars-Sinai Medical Center | 0001121405 | 93.846 | Arthritis, Musculoskeletal and Skin Diseases Research | 83,161 | - |
| Health and Human Services, Department of | Pass-Through | Northwestern University | 60038979M | 93.846 | Arthritis, Musculoskeletal and Skin Diseases Research | 8,437 | - |
| Health and Human Services, Department of | Pass-Through | State University of New York | 68055 | 93.846 | Arthritis, Musculoskeletal and Skin Diseases Research | 102,400 | - |
| Health and Human Services, Department of | Pass-Through | STEL Technologies | Roundtable Research Agreement | 93.846 | Arthritis, Musculoskeletal and Skin Diseases Research | 65,053 | - |
| Health and Human Services, Department of | Pass-Through | Thomas Jefferson University | 080-23000-R92202 | 93.846 | Arthritis, Musculoskeletal and Skin Diseases Research | 63,676 | - |
| Health and Human Services, Department of | Pass-Through | University of North Carolina-Chapel Hill | 5-30788 | 93.846 | Arthritis, Musculoskeletal and Skin Diseases Research | 18,098 | - |
| Health and Human Services, Department of | Pass-Through | University of Pennsylvania | 565354 | 93.846 | Arthritis, Musculoskeletal and Skin Diseases Research | 1,703 | - |
| Health and Human Services, Department of | Pass-Through | University of Pennsylvania | 567538 | 93.846 | Arthritis, Musculoskeletal and Skin Diseases Research | 2,036 | - |
| Health and Human Services, Department of | Pass-Through | Wayne State University | WSU11005-A5 | 93.846 | Arthritis, Musculoskeletal and Skin Diseases Research | 71,121 | 2,198 |
| | | | | | | \$ 11,669,035 | \$ 566,232 |
| Health and Human Services, Department of | Direct | | 1 DP3 DK094292-01 | 93.847 | Diabetes, Digestive, and Kidney Diseases Extramural Research | \$ 1,546,362 | \$ - |
| Health and Human Services, Department of | Direct | | 1 DP3 DK098129-01 | 93.847 | Diabetes, Digestive, and Kidney Diseases Extramural Research | 144,850 | 40,325 |
| Health and Human Services, Department of | Direct | | 1 F30 DK 105749-02 | 93.847 | Diabetes, Digestive, and Kidney Diseases Extramural Research | 44,213 | - |
| Health and Human Services, Department of | Direct | | 1 F32 DK103461-02 | 93.847 | Diabetes, Digestive, and Kidney Diseases Extramural Research | 52,922 | - |
| Health and Human Services, Department of | Direct | | 1 F32 DK105676-01 | 93.847 | Diabetes, Digestive, and Kidney Diseases Extramural Research | 44,658 | - |
| Health and Human Services, Department of | Direct | | 1 F32 DK108493-01 | 93.847 | Diabetes, Digestive, and Kidney Diseases Extramural Research | 28,361 | - |
| Health and Human Services, Department of | Direct | | 1 K08 DK089119-03 | 93.847 | Diabetes, Digestive, and Kidney Diseases Extramural Research | 54,117 | - |
| Health and Human Services, Department of | Direct | | 1 K08 DK102526-01A1 | 93.847 | Diabetes, Digestive, and Kidney Diseases Extramural Research | 113,633 | - |
| Health and Human Services, Department of | Direct | | 1 K08 DK109116-01 | 93.847 | Diabetes, Digestive, and Kidney Diseases Extramural Research | 10,309 | - |
| Health and Human Services, Department of | Direct | | 1 K99 DK105205-01 | 93.847 | Diabetes, Digestive, and Kidney Diseases Extramural Research | 76,057 | - |
| Health and Human Services, Department of | Direct | | 1 R01 DK097027-03 | 93.847 | Diabetes, Digestive, and Kidney Diseases Extramural Research | 369,839 | - |
| Health and Human Services, Department of | Direct | | 1 R01 DK097362-02 | 93.847 | Diabetes, Digestive, and Kidney Diseases Extramural Research | 377,198 | - |
| Health and Human Services, Department of | Direct | | 1 R01 DK098983-03 | 93.847 | Diabetes, Digestive, and Kidney Diseases Extramural Research | 221,954 | 606 |
| Health and Human Services, Department of | Direct | | 1 R01 DK104733-01A1 | 93.847 | Diabetes, Digestive, and Kidney Diseases Extramural Research | 141,739 | - |
| Health and Human Services, Department of | Direct | | 1 R01 DK104999-01A1 | 93.847 | Diabetes, Digestive, and Kidney Diseases Extramural Research | 47,546 | - |
| Health and Human Services, Department of | Direct | | 1 R01 DK106618-01A1 | 93.847 | Diabetes, Digestive, and Kidney Diseases Extramural Research | 72,438 | - |

University of Michigan
Schedule of Expenditures of Federal Awards
For the Year Ended June 30, 2016

| Cluster Title/Federal Grantor/Program | Type | Pass-Through Grantor | Award Identifier | CFDA Number | CFDA Program Title | Federal Expenditures | Subrecipient |
|--|--------|----------------------|---------------------|-------------|--|----------------------|--------------|
| Health and Human Services, Department of | Direct | | 1 R01 DK106621-01 | 93.847 | Diabetes, Digestive, and Kidney Diseases Extramural Research | 375,832 | 34,398 |
| Health and Human Services, Department of | Direct | | 1 R01 DK107583-01 | 93.847 | Diabetes, Digestive, and Kidney Diseases Extramural Research | 180,269 | - |
| Health and Human Services, Department of | Direct | | 1 R01 DK108805-01 | 93.847 | Diabetes, Digestive, and Kidney Diseases Extramural Research | 60,006 | - |
| Health and Human Services, Department of | Direct | | 1 R01DK107956-01 | 93.847 | Diabetes, Digestive, and Kidney Diseases Extramural Research | 112,784 | - |
| Health and Human Services, Department of | Direct | | 1 R21 DK095695-02 | 93.847 | Diabetes, Digestive, and Kidney Diseases Extramural Research | 5,089 | - |
| Health and Human Services, Department of | Direct | | 1 R21 DK098776-02 | 93.847 | Diabetes, Digestive, and Kidney Diseases Extramural Research | 201,798 | - |
| Health and Human Services, Department of | Direct | | 1 R21 DK100753-02 | 93.847 | Diabetes, Digestive, and Kidney Diseases Extramural Research | 104,136 | - |
| Health and Human Services, Department of | Direct | | 1 R21 DK101654-01A1 | 93.847 | Diabetes, Digestive, and Kidney Diseases Extramural Research | 115,861 | - |
| Health and Human Services, Department of | Direct | | 1 R21 DK106647-01A1 | 93.847 | Diabetes, Digestive, and Kidney Diseases Extramural Research | 6,757 | - |
| Health and Human Services, Department of | Direct | | 1 R56 DK104999-01 | 93.847 | Diabetes, Digestive, and Kidney Diseases Extramural Research | 122,240 | - |
| Health and Human Services, Department of | Direct | | 1 R56 DK108921-01 | 93.847 | Diabetes, Digestive, and Kidney Diseases Extramural Research | 44,173 | - |
| Health and Human Services, Department of | Direct | | 1 U01 DK106893-01 | 93.847 | Diabetes, Digestive, and Kidney Diseases Extramural Research | 138,030 | - |
| Health and Human Services, Department of | Direct | | 1 U01 DK107131-01 | 93.847 | Diabetes, Digestive, and Kidney Diseases Extramural Research | 13,822 | - |
| Health and Human Services, Department of | Direct | | 2 P30 DK-020572-38 | 93.847 | Diabetes, Digestive, and Kidney Diseases Extramural Research | 885,770 | 52,705 |
| Health and Human Services, Department of | Direct | | 2 R01 DK046960-24 | 93.847 | Diabetes, Digestive, and Kidney Diseases Extramural Research | 26,829 | - |
| Health and Human Services, Department of | Direct | | 2 R01 DK054222-16 | 93.847 | Diabetes, Digestive, and Kidney Diseases Extramural Research | 112,452 | - |
| Health and Human Services, Department of | Direct | | 2 R01 DK054740-16 | 93.847 | Diabetes, Digestive, and Kidney Diseases Extramural Research | 669,238 | - |
| Health and Human Services, Department of | Direct | | 2 R01 DK066604-10 | 93.847 | Diabetes, Digestive, and Kidney Diseases Extramural Research | 141,013 | - |
| Health and Human Services, Department of | Direct | | 2 R01 DK077966-06A1 | 93.847 | Diabetes, Digestive, and Kidney Diseases Extramural Research | 132,627 | - |
| Health and Human Services, Department of | Direct | | 2 R01 DK089763-05A1 | 93.847 | Diabetes, Digestive, and Kidney Diseases Extramural Research | 163,809 | 42,320 |
| Health and Human Services, Department of | Direct | | 2 R01 DK089933-06 | 93.847 | Diabetes, Digestive, and Kidney Diseases Extramural Research | 18,143 | - |
| Health and Human Services, Department of | Direct | | 2 R01 DK090262-06A1 | 93.847 | Diabetes, Digestive, and Kidney Diseases Extramural Research | 107,124 | - |
| Health and Human Services, Department of | Direct | | 2 R25 DK088752-06 | 93.847 | Diabetes, Digestive, and Kidney Diseases Extramural Research | 43,527 | - |
| Health and Human Services, Department of | Direct | | 2 U01 DK082863-08 | 93.847 | Diabetes, Digestive, and Kidney Diseases Extramural Research | 274,973 | 90,337 |
| Health and Human Services, Department of | Direct | | 2U01DK06245614 | 93.847 | Diabetes, Digestive, and Kidney Diseases Extramural Research | 3,796,305 | 2,228,644 |
| Health and Human Services, Department of | Direct | | 3 UM1 DK100845-04S1 | 93.847 | Diabetes, Digestive, and Kidney Diseases Extramural Research | 32,416 | - |
| Health and Human Services, Department of | Direct | | 4 F30 DK100125-03 | 93.847 | Diabetes, Digestive, and Kidney Diseases Extramural Research | 19,765 | - |
| Health and Human Services, Department of | Direct | | 4 K08 DK089119-04 | 93.847 | Diabetes, Digestive, and Kidney Diseases Extramural Research | 82,440 | - |
| Health and Human Services, Department of | Direct | | 4 P30 DK-020572-39 | 93.847 | Diabetes, Digestive, and Kidney Diseases Extramural Research | 925,551 | 20,228 |
| Health and Human Services, Department of | Direct | | 4 R01 DK058913-13 | 93.847 | Diabetes, Digestive, and Kidney Diseases Extramural Research | 126,004 | - |
| Health and Human Services, Department of | Direct | | 4 R01 DK090165-06 | 93.847 | Diabetes, Digestive, and Kidney Diseases Extramural Research | 26,293 | - |
| Health and Human Services, Department of | Direct | | 4 R01 DK095137-05 | 93.847 | Diabetes, Digestive, and Kidney Diseases Extramural Research | 182 | - |
| Health and Human Services, Department of | Direct | | 4 R01 DK095782-04 | 93.847 | Diabetes, Digestive, and Kidney Diseases Extramural Research | 38,809 | - |
| Health and Human Services, Department of | Direct | | 4 R01 DK097374-04 | 93.847 | Diabetes, Digestive, and Kidney Diseases Extramural Research | 144,448 | - |
| Health and Human Services, Department of | Direct | | 4 R01 DK098205-04 | 93.847 | Diabetes, Digestive, and Kidney Diseases Extramural Research | 195,946 | - |
| Health and Human Services, Department of | Direct | | 4 R37 DK056731-18 | 93.847 | Diabetes, Digestive, and Kidney Diseases Extramural Research | 11,650 | - |
| Health and Human Services, Department of | Direct | | 4 U01 DK061028-16 | 93.847 | Diabetes, Digestive, and Kidney Diseases Extramural Research | 111,161 | - |
| Health and Human Services, Department of | Direct | | 4 U01 DK099932-04 | 93.847 | Diabetes, Digestive, and Kidney Diseases Extramural Research | 38,034 | - |
| Health and Human Services, Department of | Direct | | 5 21 DK103183-02 | 93.847 | Diabetes, Digestive, and Kidney Diseases Extramural Research | 195,611 | - |

University of Michigan
Schedule of Expenditures of Federal Awards
For the Year Ended June 30, 2016

| Cluster Title/Federal Grantor/Program | Type | Pass-Through Grantor | Award Identifier | CFDA Number | CFDA Program Title | Federal Expenditures | Subrecipient |
|--|--------|----------------------|--------------------|-------------|--|----------------------|--------------|
| Health and Human Services, Department of | Direct | | 5 F30 DK095517-02 | 93.847 | Diabetes, Digestive, and Kidney Diseases Extramural Research | 1 | - |
| Health and Human Services, Department of | Direct | | 5 F30 DK097861-03 | 93.847 | Diabetes, Digestive, and Kidney Diseases Extramural Research | 4,670 | - |
| Health and Human Services, Department of | Direct | | 5 F30 DK100125 -02 | 93.847 | Diabetes, Digestive, and Kidney Diseases Extramural Research | 17,581 | - |
| Health and Human Services, Department of | Direct | | 5 F31 DK100217-02 | 93.847 | Diabetes, Digestive, and Kidney Diseases Extramural Research | 25,178 | - |
| Health and Human Services, Department of | Direct | | 5 F31 DK103524-02 | 93.847 | Diabetes, Digestive, and Kidney Diseases Extramural Research | 30,681 | - |
| Health and Human Services, Department of | Direct | | 5 F32 DK096851-03 | 93.847 | Diabetes, Digestive, and Kidney Diseases Extramural Research | 4,411 | - |
| Health and Human Services, Department of | Direct | | 5 K01 DK091415-06 | 93.847 | Diabetes, Digestive, and Kidney Diseases Extramural Research | 68,990 | - |
| Health and Human Services, Department of | Direct | | 5 K01 DK093766-04 | 93.847 | Diabetes, Digestive, and Kidney Diseases Extramural Research | 49,928 | - |
| Health and Human Services, Department of | Direct | | 5 K01 DK093776-04 | 93.847 | Diabetes, Digestive, and Kidney Diseases Extramural Research | (13) | - |
| Health and Human Services, Department of | Direct | | 5 K01 DK103823-02 | 93.847 | Diabetes, Digestive, and Kidney Diseases Extramural Research | 18,078 | - |
| Health and Human Services, Department of | Direct | | 5 K08 DK088944-05 | 93.847 | Diabetes, Digestive, and Kidney Diseases Extramural Research | 4,173 | - |
| Health and Human Services, Department of | Direct | | 5 K08 DK088945-06 | 93.847 | Diabetes, Digestive, and Kidney Diseases Extramural Research | 169,582 | - |
| Health and Human Services, Department of | Direct | | 5 K08 DK088946-05 | 93.847 | Diabetes, Digestive, and Kidney Diseases Extramural Research | 127,439 | - |
| Health and Human Services, Department of | Direct | | 5 K08 DK089117-05 | 93.847 | Diabetes, Digestive, and Kidney Diseases Extramural Research | 191,981 | - |
| Health and Human Services, Department of | Direct | | 5 K08 DK100662-02 | 93.847 | Diabetes, Digestive, and Kidney Diseases Extramural Research | 149,477 | - |
| Health and Human Services, Department of | Direct | | 5 K08 DK101755-02 | 93.847 | Diabetes, Digestive, and Kidney Diseases Extramural Research | 159,180 | - |
| Health and Human Services, Department of | Direct | | 5 K08 DK102357-03 | 93.847 | Diabetes, Digestive, and Kidney Diseases Extramural Research | 161,482 | - |
| Health and Human Services, Department of | Direct | | 5 K23 DK090202-03 | 93.847 | Diabetes, Digestive, and Kidney Diseases Extramural Research | 39,156 | - |
| Health and Human Services, Department of | Direct | | 5 K23 DK097183-03 | 93.847 | Diabetes, Digestive, and Kidney Diseases Extramural Research | 158,122 | - |
| Health and Human Services, Department of | Direct | | 5 K23 DK101687-02 | 93.847 | Diabetes, Digestive, and Kidney Diseases Extramural Research | 126,984 | - |
| Health and Human Services, Department of | Direct | | 5 K24 DK062234-10 | 93.847 | Diabetes, Digestive, and Kidney Diseases Extramural Research | 146,999 | - |
| Health and Human Services, Department of | Direct | | 5 K24 DK084208-05 | 93.847 | Diabetes, Digestive, and Kidney Diseases Extramural Research | 23,659 | - |
| Health and Human Services, Department of | Direct | | 5 K25 DK092558-05 | 93.847 | Diabetes, Digestive, and Kidney Diseases Extramural Research | 122,960 | - |
| Health and Human Services, Department of | Direct | | 5 P01 DK062041-13 | 93.847 | Diabetes, Digestive, and Kidney Diseases Extramural Research | 1,339,186 | - |
| Health and Human Services, Department of | Direct | | 5 P30 DK034933-30 | 93.847 | Diabetes, Digestive, and Kidney Diseases Extramural Research | 885,995 | - |
| Health and Human Services, Department of | Direct | | 5 P30 DK081943-08 | 93.847 | Diabetes, Digestive, and Kidney Diseases Extramural Research | 1,293,373 | 225,155 |
| Health and Human Services, Department of | Direct | | 5 P30 DK089503-05 | 93.847 | Diabetes, Digestive, and Kidney Diseases Extramural Research | (1,534) | - |
| Health and Human Services, Department of | Direct | | 5 P30 DK089503-07 | 93.847 | Diabetes, Digestive, and Kidney Diseases Extramural Research | 1,180,835 | - |
| Health and Human Services, Department of | Direct | | 5 P30 DK092926-05 | 93.847 | Diabetes, Digestive, and Kidney Diseases Extramural Research | 521,308 | - |
| Health and Human Services, Department of | Direct | | 5 R00 DK091405-05 | 93.847 | Diabetes, Digestive, and Kidney Diseases Extramural Research | 311,826 | - |
| Health and Human Services, Department of | Direct | | 5 R00 DK097141-04 | 93.847 | Diabetes, Digestive, and Kidney Diseases Extramural Research | 337,987 | - |
| Health and Human Services, Department of | Direct | | 5 R00 DK099240-03 | 93.847 | Diabetes, Digestive, and Kidney Diseases Extramural Research | 243,816 | - |
| Health and Human Services, Department of | Direct | | 5 R01 DK040344-28 | 93.847 | Diabetes, Digestive, and Kidney Diseases Extramural Research | 417,668 | - |
| Health and Human Services, Department of | Direct | | 5 R01 DK042303-26 | 93.847 | Diabetes, Digestive, and Kidney Diseases Extramural Research | 287,668 | - |
| Health and Human Services, Department of | Direct | | 5 R01 DK045776-25 | 93.847 | Diabetes, Digestive, and Kidney Diseases Extramural Research | 395,098 | - |
| Health and Human Services, Department of | Direct | | 5 R01 DK046073-21 | 93.847 | Diabetes, Digestive, and Kidney Diseases Extramural Research | 271,181 | - |
| Health and Human Services, Department of | Direct | | 5 R01 DK046409-21 | 93.847 | Diabetes, Digestive, and Kidney Diseases Extramural Research | 2,971 | - |
| Health and Human Services, Department of | Direct | | 5 R01 DK047918-23 | 93.847 | Diabetes, Digestive, and Kidney Diseases Extramural Research | 580,654 | - |
| Health and Human Services, Department of | Direct | | 5 R01 DK048280-22 | 93.847 | Diabetes, Digestive, and Kidney Diseases Extramural Research | 469,957 | - |

University of Michigan
Schedule of Expenditures of Federal Awards
For the Year Ended June 30, 2016

| Cluster Title/Federal Grantor/Program | Type | Pass-Through Grantor | Award Identifier | CFDA Number | CFDA Program Title | Federal Expenditures | Subrecipient |
|--|--------|----------------------|-------------------|-------------|--|----------------------|--------------|
| Health and Human Services, Department of | Direct | | 5 R01 DK048419-18 | 93.847 | Diabetes, Digestive, and Kidney Diseases Extramural Research | 154,192 | - |
| Health and Human Services, Department of | Direct | | 5 R01 DK052951-18 | 93.847 | Diabetes, Digestive, and Kidney Diseases Extramural Research | 344,866 | - |
| Health and Human Services, Department of | Direct | | 5 R01 DK053904-16 | 93.847 | Diabetes, Digestive, and Kidney Diseases Extramural Research | 252,395 | - |
| Health and Human Services, Department of | Direct | | 5 R01 DK054032-15 | 93.847 | Diabetes, Digestive, and Kidney Diseases Extramural Research | (4,381) | - |
| Health and Human Services, Department of | Direct | | 5 R01 DK054222-15 | 93.847 | Diabetes, Digestive, and Kidney Diseases Extramural Research | 247,354 | - |
| Health and Human Services, Department of | Direct | | 5 R01 DK055679-18 | 93.847 | Diabetes, Digestive, and Kidney Diseases Extramural Research | 569,742 | - |
| Health and Human Services, Department of | Direct | | 5 R01 DK055732-14 | 93.847 | Diabetes, Digestive, and Kidney Diseases Extramural Research | (161,999) | - |
| Health and Human Services, Department of | Direct | | 5 R01 DK058913-12 | 93.847 | Diabetes, Digestive, and Kidney Diseases Extramural Research | 197,161 | - |
| Health and Human Services, Department of | Direct | | 5 R01 DK060591-13 | 93.847 | Diabetes, Digestive, and Kidney Diseases Extramural Research | 63,768 | - |
| Health and Human Services, Department of | Direct | | 5 R01 DK061618-12 | 93.847 | Diabetes, Digestive, and Kidney Diseases Extramural Research | 71,968 | - |
| Health and Human Services, Department of | Direct | | 5 R01 DK061707-13 | 93.847 | Diabetes, Digestive, and Kidney Diseases Extramural Research | 352,967 | - |
| Health and Human Services, Department of | Direct | | 5 R01 DK062876-12 | 93.847 | Diabetes, Digestive, and Kidney Diseases Extramural Research | 435,274 | - |
| Health and Human Services, Department of | Direct | | 5 R01 DK066604-09 | 93.847 | Diabetes, Digestive, and Kidney Diseases Extramural Research | (45,022) | - |
| Health and Human Services, Department of | Direct | | 5 R01 DK067287-11 | 93.847 | Diabetes, Digestive, and Kidney Diseases Extramural Research | 350,807 | - |
| Health and Human Services, Department of | Direct | | 5 R01 DK068400-10 | 93.847 | Diabetes, Digestive, and Kidney Diseases Extramural Research | (23) | - |
| Health and Human Services, Department of | Direct | | 5 R01 DK068400-12 | 93.847 | Diabetes, Digestive, and Kidney Diseases Extramural Research | 464,391 | 85,808 |
| Health and Human Services, Department of | Direct | | 5 R01 DK069950-11 | 93.847 | Diabetes, Digestive, and Kidney Diseases Extramural Research | 373,262 | 39,428 |
| Health and Human Services, Department of | Direct | | 5 R01 DK070869-09 | 93.847 | Diabetes, Digestive, and Kidney Diseases Extramural Research | 336,677 | - |
| Health and Human Services, Department of | Direct | | 5 R01 DK071771-09 | 93.847 | Diabetes, Digestive, and Kidney Diseases Extramural Research | 196,551 | - |
| Health and Human Services, Department of | Direct | | 5 R01 DK073716-10 | 93.847 | Diabetes, Digestive, and Kidney Diseases Extramural Research | 48,182 | - |
| Health and Human Services, Department of | Direct | | 5 R01 DK073722-10 | 93.847 | Diabetes, Digestive, and Kidney Diseases Extramural Research | 244,714 | - |
| Health and Human Services, Department of | Direct | | 5 R01 DK076906-09 | 93.847 | Diabetes, Digestive, and Kidney Diseases Extramural Research | 34,406 | - |
| Health and Human Services, Department of | Direct | | 5 R01 DK077086-09 | 93.847 | Diabetes, Digestive, and Kidney Diseases Extramural Research | 426,932 | - |
| Health and Human Services, Department of | Direct | | 5 R01 DK077966-05 | 93.847 | Diabetes, Digestive, and Kidney Diseases Extramural Research | 5,617 | - |
| Health and Human Services, Department of | Direct | | 5 R01 DK078056-08 | 93.847 | Diabetes, Digestive, and Kidney Diseases Extramural Research | 451,161 | - |
| Health and Human Services, Department of | Direct | | 5 R01 DK079392-12 | 93.847 | Diabetes, Digestive, and Kidney Diseases Extramural Research | 417,620 | - |
| Health and Human Services, Department of | Direct | | 5 R01 DK083373-05 | 93.847 | Diabetes, Digestive, and Kidney Diseases Extramural Research | 245,683 | - |
| Health and Human Services, Department of | Direct | | 5 R01 DK083491-07 | 93.847 | Diabetes, Digestive, and Kidney Diseases Extramural Research | 179,982 | - |
| Health and Human Services, Department of | Direct | | 5 R01 DK084039-05 | 93.847 | Diabetes, Digestive, and Kidney Diseases Extramural Research | (833) | - |
| Health and Human Services, Department of | Direct | | 5 R01 DK084236-04 | 93.847 | Diabetes, Digestive, and Kidney Diseases Extramural Research | (21,090) | - |
| Health and Human Services, Department of | Direct | | 5 R01 DK085714-08 | 93.847 | Diabetes, Digestive, and Kidney Diseases Extramural Research | 346,486 | - |
| Health and Human Services, Department of | Direct | | 5 R01 DK087708-05 | 93.847 | Diabetes, Digestive, and Kidney Diseases Extramural Research | 229,547 | - |
| Health and Human Services, Department of | Direct | | 5 R01 DK087871-05 | 93.847 | Diabetes, Digestive, and Kidney Diseases Extramural Research | 30,783 | - |
| Health and Human Services, Department of | Direct | | 5 R01 DK088114-05 | 93.847 | Diabetes, Digestive, and Kidney Diseases Extramural Research | 230,419 | - |
| Health and Human Services, Department of | Direct | | 5 R01 DK088856-05 | 93.847 | Diabetes, Digestive, and Kidney Diseases Extramural Research | 143,559 | - |
| Health and Human Services, Department of | Direct | | 5 R01 DK089933-05 | 93.847 | Diabetes, Digestive, and Kidney Diseases Extramural Research | 169,839 | - |
| Health and Human Services, Department of | Direct | | 5 R01 DK090165-05 | 93.847 | Diabetes, Digestive, and Kidney Diseases Extramural Research | 243,664 | - |
| Health and Human Services, Department of | Direct | | 5 R01 DK090262-05 | 93.847 | Diabetes, Digestive, and Kidney Diseases Extramural Research | 156,517 | - |
| Health and Human Services, Department of | Direct | | 5 R01 DK091191-11 | 93.847 | Diabetes, Digestive, and Kidney Diseases Extramural Research | 548,194 | - |

University of Michigan
Schedule of Expenditures of Federal Awards
For the Year Ended June 30, 2016

| Cluster Title/Federal Grantor/Program | Type | Pass-Through Grantor | Award Identifier | CFDA Number | CFDA Program Title | Federal Expenditures | Subrecipient |
|--|--------|----------------------|-------------------|-------------|--|----------------------|--------------|
| Health and Human Services, Department of | Direct | | 5 R01 DK091267-05 | 93.847 | Diabetes, Digestive, and Kidney Diseases Extramural Research | 316,177 | - |
| Health and Human Services, Department of | Direct | | 5 R01 DK091591-04 | 93.847 | Diabetes, Digestive, and Kidney Diseases Extramural Research | 105,798 | - |
| Health and Human Services, Department of | Direct | | 5 R01 DK092475-04 | 93.847 | Diabetes, Digestive, and Kidney Diseases Extramural Research | 370,924 | 99,102 |
| Health and Human Services, Department of | Direct | | 5 R01 DK093513-04 | 93.847 | Diabetes, Digestive, and Kidney Diseases Extramural Research | 232,170 | 48,242 |
| Health and Human Services, Department of | Direct | | 5 R01 DK093848-05 | 93.847 | Diabetes, Digestive, and Kidney Diseases Extramural Research | 252,515 | - |
| Health and Human Services, Department of | Direct | | 5 R01 DK094014-04 | 93.847 | Diabetes, Digestive, and Kidney Diseases Extramural Research | 213,752 | - |
| Health and Human Services, Department of | Direct | | 5 R01 DK094777-03 | 93.847 | Diabetes, Digestive, and Kidney Diseases Extramural Research | 13,831 | - |
| Health and Human Services, Department of | Direct | | 5 R01 DK094777-06 | 93.847 | Diabetes, Digestive, and Kidney Diseases Extramural Research | 376,964 | - |
| Health and Human Services, Department of | Direct | | 5 R01 DK095137-04 | 93.847 | Diabetes, Digestive, and Kidney Diseases Extramural Research | 330,632 | - |
| Health and Human Services, Department of | Direct | | 5 R01 DK095151-04 | 93.847 | Diabetes, Digestive, and Kidney Diseases Extramural Research | 331,787 | - |
| Health and Human Services, Department of | Direct | | 5 R01 DK095201-04 | 93.847 | Diabetes, Digestive, and Kidney Diseases Extramural Research | 309,434 | - |
| Health and Human Services, Department of | Direct | | 5 R01 DK095210-05 | 93.847 | Diabetes, Digestive, and Kidney Diseases Extramural Research | 617,730 | 212,050 |
| Health and Human Services, Department of | Direct | | 5 R01 DK095705-04 | 93.847 | Diabetes, Digestive, and Kidney Diseases Extramural Research | 94,334 | - |
| Health and Human Services, Department of | Direct | | 5 R01 DK095782-3 | 93.847 | Diabetes, Digestive, and Kidney Diseases Extramural Research | 237,845 | - |
| Health and Human Services, Department of | Direct | | 5 R01 DK096972-03 | 93.847 | Diabetes, Digestive, and Kidney Diseases Extramural Research | 285,818 | - |
| Health and Human Services, Department of | Direct | | 5 R01 DK097374-03 | 93.847 | Diabetes, Digestive, and Kidney Diseases Extramural Research | 294,327 | - |
| Health and Human Services, Department of | Direct | | 5 R01 DK097449-03 | 93.847 | Diabetes, Digestive, and Kidney Diseases Extramural Research | 382,340 | - |
| Health and Human Services, Department of | Direct | | 5 R01 DK098032-04 | 93.847 | Diabetes, Digestive, and Kidney Diseases Extramural Research | 550,231 | 334,121 |
| Health and Human Services, Department of | Direct | | 5 R01 DK098205-03 | 93.847 | Diabetes, Digestive, and Kidney Diseases Extramural Research | 234,553 | - |
| Health and Human Services, Department of | Direct | | 5 R01 DK099034-03 | 93.847 | Diabetes, Digestive, and Kidney Diseases Extramural Research | 267,754 | - |
| Health and Human Services, Department of | Direct | | 5 R01 DK099593-03 | 93.847 | Diabetes, Digestive, and Kidney Diseases Extramural Research | 338,845 | - |
| Health and Human Services, Department of | Direct | | 5 R01 DK100319-02 | 93.847 | Diabetes, Digestive, and Kidney Diseases Extramural Research | 93,604 | - |
| Health and Human Services, Department of | Direct | | 5 R01 DK100449-02 | 93.847 | Diabetes, Digestive, and Kidney Diseases Extramural Research | 359,987 | - |
| Health and Human Services, Department of | Direct | | 5 R01 DK100722-03 | 93.847 | Diabetes, Digestive, and Kidney Diseases Extramural Research | 299,296 | - |
| Health and Human Services, Department of | Direct | | 5 R01 DK101423-03 | 93.847 | Diabetes, Digestive, and Kidney Diseases Extramural Research | 293,455 | 128,880 |
| Health and Human Services, Department of | Direct | | 5 R01 DK101473-02 | 93.847 | Diabetes, Digestive, and Kidney Diseases Extramural Research | 231,195 | 107,125 |
| Health and Human Services, Department of | Direct | | 5 R01 DK102456-02 | 93.847 | Diabetes, Digestive, and Kidney Diseases Extramural Research | 303,349 | - |
| Health and Human Services, Department of | Direct | | 5 R01 DK102532-02 | 93.847 | Diabetes, Digestive, and Kidney Diseases Extramural Research | 440,029 | 66,362 |
| Health and Human Services, Department of | Direct | | 5 R01 DK102643-02 | 93.847 | Diabetes, Digestive, and Kidney Diseases Extramural Research | 89,220 | - |
| Health and Human Services, Department of | Direct | | 5 R01 DK102663-03 | 93.847 | Diabetes, Digestive, and Kidney Diseases Extramural Research | 346,342 | - |
| Health and Human Services, Department of | Direct | | 5 R01 DK102850-02 | 93.847 | Diabetes, Digestive, and Kidney Diseases Extramural Research | 328,771 | - |
| Health and Human Services, Department of | Direct | | 5 R01 DK103877-03 | 93.847 | Diabetes, Digestive, and Kidney Diseases Extramural Research | 228,434 | - |
| Health and Human Services, Department of | Direct | | 5 R01 DK106188-02 | 93.847 | Diabetes, Digestive, and Kidney Diseases Extramural Research | 243,448 | - |
| Health and Human Services, Department of | Direct | | 5 R01 DK106304-02 | 93.847 | Diabetes, Digestive, and Kidney Diseases Extramural Research | 72,148 | - |
| Health and Human Services, Department of | Direct | | 5 R01-DK046409-23 | 93.847 | Diabetes, Digestive, and Kidney Diseases Extramural Research | 540,609 | - |
| Health and Human Services, Department of | Direct | | 5 R01-DK062027-12 | 93.847 | Diabetes, Digestive, and Kidney Diseases Extramural Research | 662,474 | - |
| Health and Human Services, Department of | Direct | | 5 R01-DK098853-03 | 93.847 | Diabetes, Digestive, and Kidney Diseases Extramural Research | 424,627 | - |
| Health and Human Services, Department of | Direct | | 5 R03 DK096023-02 | 93.847 | Diabetes, Digestive, and Kidney Diseases Extramural Research | 12,978 | - |
| Health and Human Services, Department of | Direct | | 5 R03 DK097369-02 | 93.847 | Diabetes, Digestive, and Kidney Diseases Extramural Research | (314) | - |

University of Michigan
Schedule of Expenditures of Federal Awards
For the Year Ended June 30, 2016

| Cluster Title/Federal Grantor/Program | Type | Pass-Through Grantor | Award Identifier | CFDA Number | CFDA Program Title | Federal Expenditures | Subrecipient |
|--|--------|----------------------|---------------------|-------------|--|----------------------|--------------|
| Health and Human Services, Department of | Direct | | 5 R03 DK100698-02 | 93.847 | Diabetes, Digestive, and Kidney Diseases Extramural Research | 55,965 | - |
| Health and Human Services, Department of | Direct | | 5 R03 DK100704-02 | 93.847 | Diabetes, Digestive, and Kidney Diseases Extramural Research | 68,990 | - |
| Health and Human Services, Department of | Direct | | 5 R03 DK102480-02 | 93.847 | Diabetes, Digestive, and Kidney Diseases Extramural Research | 52,178 | 21,810 |
| Health and Human Services, Department of | Direct | | 5 R18 DK088294-05 | 93.847 | Diabetes, Digestive, and Kidney Diseases Extramural Research | 483,393 | - |
| Health and Human Services, Department of | Direct | | 5 R21 DK100710-02 | 93.847 | Diabetes, Digestive, and Kidney Diseases Extramural Research | 137,661 | - |
| Health and Human Services, Department of | Direct | | 5 R24 DK082841-06 | 93.847 | Diabetes, Digestive, and Kidney Diseases Extramural Research | 302,189 | - |
| Health and Human Services, Department of | Direct | | 5 R25 DK088752-05 | 93.847 | Diabetes, Digestive, and Kidney Diseases Extramural Research | 45,069 | - |
| Health and Human Services, Department of | Direct | | 5 R37 DK041122-24 | 93.847 | Diabetes, Digestive, and Kidney Diseases Extramural Research | (39,107) | - |
| Health and Human Services, Department of | Direct | | 5 R37 DK045729-22 | 93.847 | Diabetes, Digestive, and Kidney Diseases Extramural Research | 355,960 | - |
| Health and Human Services, Department of | Direct | | 5 R37 DK046960-23 | 93.847 | Diabetes, Digestive, and Kidney Diseases Extramural Research | 253,668 | - |
| Health and Human Services, Department of | Direct | | 5 R37 DK056731-17 | 93.847 | Diabetes, Digestive, and Kidney Diseases Extramural Research | 214,422 | - |
| Health and Human Services, Department of | Direct | | 5 U01 DK061028-15 | 93.847 | Diabetes, Digestive, and Kidney Diseases Extramural Research | 676,623 | 139,744 |
| Health and Human Services, Department of | Direct | | 5 U01 DK062370-10 | 93.847 | Diabetes, Digestive, and Kidney Diseases Extramural Research | (6,612) | - |
| Health and Human Services, Department of | Direct | | 5 U01 DK062370-13 | 93.847 | Diabetes, Digestive, and Kidney Diseases Extramural Research | 775,134 | 87,203 |
| Health and Human Services, Department of | Direct | | 5 U01 DK062456-12 | 93.847 | Diabetes, Digestive, and Kidney Diseases Extramural Research | (2,063) | - |
| Health and Human Services, Department of | Direct | | 5 U01 DK062498-12S2 | 93.847 | Diabetes, Digestive, and Kidney Diseases Extramural Research | 505,645 | 343,393 |
| Health and Human Services, Department of | Direct | | 5 U01 DK065184-12 | 93.847 | Diabetes, Digestive, and Kidney Diseases Extramural Research | 289,655 | - |
| Health and Human Services, Department of | Direct | | 5 U01 DK073985-10 | 93.847 | Diabetes, Digestive, and Kidney Diseases Extramural Research | 238,432 | - |
| Health and Human Services, Department of | Direct | | 5 U01 DK082345-07 | 93.847 | Diabetes, Digestive, and Kidney Diseases Extramural Research | 933,657 | - |
| Health and Human Services, Department of | Direct | | 5 U01 DK082863-07 | 93.847 | Diabetes, Digestive, and Kidney Diseases Extramural Research | 107,857 | 33,456 |
| Health and Human Services, Department of | Direct | | 5 U01 DK085584-05 | 93.847 | Diabetes, Digestive, and Kidney Diseases Extramural Research | 149,727 | 64,672 |
| Health and Human Services, Department of | Direct | | 5 U01 DK099932-03 | 93.847 | Diabetes, Digestive, and Kidney Diseases Extramural Research | 373,197 | - |
| Health and Human Services, Department of | Direct | | 5 U01 DK103141-02 | 93.847 | Diabetes, Digestive, and Kidney Diseases Extramural Research | 291,811 | 100,714 |
| Health and Human Services, Department of | Direct | | 5 U54 DK083912-07 | 93.847 | Diabetes, Digestive, and Kidney Diseases Extramural Research | 1,359,503 | 431,100 |
| Health and Human Services, Department of | Direct | | 5 UM1 DK100845-03S1 | 93.847 | Diabetes, Digestive, and Kidney Diseases Extramural Research | 1,437,533 | 742,655 |
| Health and Human Services, Department of | Direct | | 7 R01 DK059888-15 | 93.847 | Diabetes, Digestive, and Kidney Diseases Extramural Research | 316,664 | - |
| Health and Human Services, Department of | Direct | | 7 R01 DK061379-14 | 93.847 | Diabetes, Digestive, and Kidney Diseases Extramural Research | 175,968 | - |
| Health and Human Services, Department of | Direct | | 7 R01 DK072564-21 | 93.847 | Diabetes, Digestive, and Kidney Diseases Extramural Research | 265,041 | - |
| Health and Human Services, Department of | Direct | | 7 R01 DK082480-06 | 93.847 | Diabetes, Digestive, and Kidney Diseases Extramural Research | 118,432 | - |
| Health and Human Services, Department of | Direct | | K08 DK106523-01 | 93.847 | Diabetes, Digestive, and Kidney Diseases Extramural Research | 140,717 | 2,674 |
| Health and Human Services, Department of | Direct | | T32 DK007245 | 93.847 | Diabetes, Digestive, and Kidney Diseases Extramural Research | 47,136 | - |
| Health and Human Services, Department of | Direct | | T32 DK007245 | 93.847 | Diabetes, Digestive, and Kidney Diseases Extramural Research | 285,835 | - |
| Health and Human Services, Department of | Direct | | T32 DK007378 | 93.847 | Diabetes, Digestive, and Kidney Diseases Extramural Research | (9,494) | - |
| Health and Human Services, Department of | Direct | | T32 DK007378 | 93.847 | Diabetes, Digestive, and Kidney Diseases Extramural Research | 329,311 | - |
| Health and Human Services, Department of | Direct | | T32 DK007782 | 93.847 | Diabetes, Digestive, and Kidney Diseases Extramural Research | (1,597) | - |
| Health and Human Services, Department of | Direct | | T32 DK007782 | 93.847 | Diabetes, Digestive, and Kidney Diseases Extramural Research | 73,446 | - |
| Health and Human Services, Department of | Direct | | T32 DK062708 | 93.847 | Diabetes, Digestive, and Kidney Diseases Extramural Research | 176,161 | - |
| Health and Human Services, Department of | Direct | | T32 DK071212 | 93.847 | Diabetes, Digestive, and Kidney Diseases Extramural Research | 17,645 | - |
| Health and Human Services, Department of | Direct | | T32 DK071212 | 93.847 | Diabetes, Digestive, and Kidney Diseases Extramural Research | 174,842 | - |

University of Michigan
Schedule of Expenditures of Federal Awards
For the Year Ended June 30, 2016

| Cluster Title/Federal Grantor/Program | Type | Pass-Through Grantor | Award Identifier | CFDA Number | CFDA Program Title | Federal Expenditures | Subrecipient |
|--|--------------|---|------------------------|-------------|--|----------------------|--------------|
| Health and Human Services, Department of | Direct | | T32 DK094775 | 93.847 | Diabetes, Digestive, and Kidney Diseases Extramural Research | 227,557 | - |
| Health and Human Services, Department of | Direct | | T32 DK101357 | 93.847 | Diabetes, Digestive, and Kidney Diseases Extramural Research | 323,447 | - |
| Health and Human Services, Department of | Pass-Through | Albert Einstein College of Medicine, Inc., | 310780 | 93.847 | Diabetes, Digestive, and Kidney Diseases Extramural Research | 105,360 | - |
| Health and Human Services, Department of | Pass-Through | American Gastroenterological Association | 002 | 93.847 | Diabetes, Digestive, and Kidney Diseases Extramural Research | 5,351 | - |
| Health and Human Services, Department of | Pass-Through | Arbor Research Collaborative For Health | Appendix J | 93.847 | Diabetes, Digestive, and Kidney Diseases Extramural Research | 12,533 | - |
| Health and Human Services, Department of | Pass-Through | Arbor Research Collaborative For Health | Appendix E | 93.847 | Diabetes, Digestive, and Kidney Diseases Extramural Research | 26,783 | - |
| Health and Human Services, Department of | Pass-Through | Baylor College of Medicine | 102080903 | 93.847 | Diabetes, Digestive, and Kidney Diseases Extramural Research | 10,761 | - |
| Health and Human Services, Department of | Pass-Through | Baylor College of Medicine | 102226345 | 93.847 | Diabetes, Digestive, and Kidney Diseases Extramural Research | 33,450 | - |
| Health and Human Services, Department of | Pass-Through | Baylor University | 102093373 | 93.847 | Diabetes, Digestive, and Kidney Diseases Extramural Research | 29,549 | - |
| Health and Human Services, Department of | Pass-Through | Boston Medical Center | 0334601 | 93.847 | Diabetes, Digestive, and Kidney Diseases Extramural Research | 70,748 | - |
| Health and Human Services, Department of | Pass-Through | Boston Medical Center | 0472601 | 93.847 | Diabetes, Digestive, and Kidney Diseases Extramural Research | 30,158 | - |
| Health and Human Services, Department of | Pass-Through | Broad Institute | 5000100-5500000844 | 93.847 | Diabetes, Digestive, and Kidney Diseases Extramural Research | 34,504 | - |
| Health and Human Services, Department of | Pass-Through | Broad Institute | 5216271-5500000816 | 93.847 | Diabetes, Digestive, and Kidney Diseases Extramural Research | 66,624 | - |
| Health and Human Services, Department of | Pass-Through | Case Western Reserve University | RES508628 | 93.847 | Diabetes, Digestive, and Kidney Diseases Extramural Research | 5,405 | - |
| Health and Human Services, Department of | Pass-Through | Case Western Reserve University | RES509279 | 93.847 | Diabetes, Digestive, and Kidney Diseases Extramural Research | (108) | - |
| Health and Human Services, Department of | Pass-Through | Case Western Reserve University | RES509482 | 93.847 | Diabetes, Digestive, and Kidney Diseases Extramural Research | 14,802 | - |
| Health and Human Services, Department of | Pass-Through | Case Western Reserve University | RES510032 | 93.847 | Diabetes, Digestive, and Kidney Diseases Extramural Research | 171,507 | - |
| Health and Human Services, Department of | Pass-Through | Case Western Reserve University | RES510378 | 93.847 | Diabetes, Digestive, and Kidney Diseases Extramural Research | 47,486 | - |
| Health and Human Services, Department of | Pass-Through | Cleveland Clinic Foundation | 549-SUB | 93.847 | Diabetes, Digestive, and Kidney Diseases Extramural Research | 4,206 | - |
| Health and Human Services, Department of | Pass-Through | Duke University | 2033652 | 93.847 | Diabetes, Digestive, and Kidney Diseases Extramural Research | 54,936 | - |
| Health and Human Services, Department of | Pass-Through | Duke University | Duke Univ U01 DK065176 | 93.847 | Diabetes, Digestive, and Kidney Diseases Extramural Research | 14,848 | - |
| Health and Human Services, Department of | Pass-Through | George Washington University | S-GRD1415-EA27 | 93.847 | Diabetes, Digestive, and Kidney Diseases Extramural Research | 40,998 | - |
| Health and Human Services, Department of | Pass-Through | George Washington University | S-GRD1516-MW27 | 93.847 | Diabetes, Digestive, and Kidney Diseases Extramural Research | 414,281 | - |
| Health and Human Services, Department of | Pass-Through | Georgia Health Sciences University | 25732-12 | 93.847 | Diabetes, Digestive, and Kidney Diseases Extramural Research | (969) | - |
| Health and Human Services, Department of | Pass-Through | Georgia Health Sciences University | 25732-80 | 93.847 | Diabetes, Digestive, and Kidney Diseases Extramural Research | 16,487 | - |
| Health and Human Services, Department of | Pass-Through | Georgia Regents University (GRU) | 25034-51 | 93.847 | Diabetes, Digestive, and Kidney Diseases Extramural Research | 50,768 | 9,383 |
| Health and Human Services, Department of | Pass-Through | Georgia Regents University (GRU) | 25034-74 | 93.847 | Diabetes, Digestive, and Kidney Diseases Extramural Research | 33,952 | - |
| Health and Human Services, Department of | Pass-Through | Georgia Regents University (GRU) | 25034-86 | 93.847 | Diabetes, Digestive, and Kidney Diseases Extramural Research | 4,939 | - |
| Health and Human Services, Department of | Pass-Through | Joslin Diabetes Center | 1987203-01 | 93.847 | Diabetes, Digestive, and Kidney Diseases Extramural Research | 698,681 | 3,442 |
| Health and Human Services, Department of | Pass-Through | Joslin Diabetes Center | 1987203-3 | 93.847 | Diabetes, Digestive, and Kidney Diseases Extramural Research | 545,545 | - |
| Health and Human Services, Department of | Pass-Through | Kaiser Permanente Research Foundation Institute | 115-9249-021-484 | 93.847 | Diabetes, Digestive, and Kidney Diseases Extramural Research | 23,262 | - |
| Health and Human Services, Department of | Pass-Through | Maine Medical Center | 111-004 | 93.847 | Diabetes, Digestive, and Kidney Diseases Extramural Research | (21,181) | - |
| Health and Human Services, Department of | Pass-Through | Maine Medical Center | ROSEN R24-03 | 93.847 | Diabetes, Digestive, and Kidney Diseases Extramural Research | 227,678 | - |
| Health and Human Services, Department of | Pass-Through | Medical University of South Carolina | MUSC15-034 | 93.847 | Diabetes, Digestive, and Kidney Diseases Extramural Research | 64,319 | - |
| Health and Human Services, Department of | Pass-Through | Michigan State University | RC100254UM | 93.847 | Diabetes, Digestive, and Kidney Diseases Extramural Research | 6,348 | - |
| Health and Human Services, Department of | Pass-Through | Michigan State University | RC104839UM | 93.847 | Diabetes, Digestive, and Kidney Diseases Extramural Research | 30,907 | - |
| Health and Human Services, Department of | Pass-Through | Mount Sinai Hospital | Subaward Agreement | 93.847 | Diabetes, Digestive, and Kidney Diseases Extramural Research | 28,329 | - |
| Health and Human Services, Department of | Pass-Through | Nemours Foundation, The | 3002707020 | 93.847 | Diabetes, Digestive, and Kidney Diseases Extramural Research | 11,407 | - |
| Health and Human Services, Department of | Pass-Through | New York Blood Center, Inc | NIH000292 | 93.847 | Diabetes, Digestive, and Kidney Diseases Extramural Research | 23,849 | - |

University of Michigan
Schedule of Expenditures of Federal Awards
For the Year Ended June 30, 2016

| Cluster Title/Federal Grantor/Program | Type | Pass-Through Grantor | Award Identifier | CFDA Number | CFDA Program Title | Federal Expenditures | Subrecipient |
|--|--------------|--|---------------------|-------------|--|----------------------|---------------------|
| Health and Human Services, Department of | Pass-Through | North Shore University Hospital | EH13-094-S1 | 93.847 | Diabetes, Digestive, and Kidney Diseases Extramural Research | 13,633 | - |
| Health and Human Services, Department of | Pass-Through | Northern California Institute for Research & Education, Inc. (NCIRE) | YAF1637-07,081786 | 93.847 | Diabetes, Digestive, and Kidney Diseases Extramural Research | 1,202 | - |
| Health and Human Services, Department of | Pass-Through | The Children's Hospital Corporation | 0000654093 | 93.847 | Diabetes, Digestive, and Kidney Diseases Extramural Research | 68,572 | - |
| Health and Human Services, Department of | Pass-Through | The Icahn School of Medicine at Mount Sinai (ISMMS) | 0255-1942-4609 | 93.847 | Diabetes, Digestive, and Kidney Diseases Extramural Research | 57,292 | - |
| Health and Human Services, Department of | Pass-Through | University of California - Los Angeles | 1555 G SA861 | 93.847 | Diabetes, Digestive, and Kidney Diseases Extramural Research | 32,702 | - |
| Health and Human Services, Department of | Pass-Through | University of California-San Diego | 71080934 | 93.847 | Diabetes, Digestive, and Kidney Diseases Extramural Research | 222,098 | - |
| Health and Human Services, Department of | Pass-Through | University of Chicago | FP053842-02 | 93.847 | Diabetes, Digestive, and Kidney Diseases Extramural Research | 17,301 | - |
| Health and Human Services, Department of | Pass-Through | University of Illinois at Chicago | Document #0411 | 93.847 | Diabetes, Digestive, and Kidney Diseases Extramural Research | 42,573 | - |
| Health and Human Services, Department of | Pass-Through | University of Mississippi | 66101310814-UM | 93.847 | Diabetes, Digestive, and Kidney Diseases Extramural Research | 7,985 | - |
| Health and Human Services, Department of | Pass-Through | University of North Carolina | 5101189 | 93.847 | Diabetes, Digestive, and Kidney Diseases Extramural Research | 37,267 | - |
| Health and Human Services, Department of | Pass-Through | University of North Carolina | 5101564 | 93.847 | Diabetes, Digestive, and Kidney Diseases Extramural Research | 49,497 | - |
| Health and Human Services, Department of | Pass-Through | University of North Carolina-Chapel Hill | 5031833 | 93.847 | Diabetes, Digestive, and Kidney Diseases Extramural Research | 141,385 | - |
| Health and Human Services, Department of | Pass-Through | University of Pennsylvania | 565718 | 93.847 | Diabetes, Digestive, and Kidney Diseases Extramural Research | 150,037 | - |
| Health and Human Services, Department of | Pass-Through | University of Pennsylvania | 568355 | 93.847 | Diabetes, Digestive, and Kidney Diseases Extramural Research | 33,382 | 3,998 |
| Health and Human Services, Department of | Pass-Through | University of Southern California | 73735617 | 93.847 | Diabetes, Digestive, and Kidney Diseases Extramural Research | 17,999 | - |
| Health and Human Services, Department of | Pass-Through | University of Texas Southwestern Medical Center | 160234-Registry | 93.847 | Diabetes, Digestive, and Kidney Diseases Extramural Research | 59,215 | - |
| Health and Human Services, Department of | Pass-Through | University of Texas Southwestern Medical Center | GMO111129 | 93.847 | Diabetes, Digestive, and Kidney Diseases Extramural Research | 16,145 | - |
| Health and Human Services, Department of | Pass-Through | University of Washington | 661125 | 93.847 | Diabetes, Digestive, and Kidney Diseases Extramural Research | 26,551 | - |
| Health and Human Services, Department of | Pass-Through | Wake Forest University | WFUHS 114580 | 93.847 | Diabetes, Digestive, and Kidney Diseases Extramural Research | 9,622 | - |
| Health and Human Services, Department of | Pass-Through | Washington University in St. Louis | WU-14-68 | 93.847 | Diabetes, Digestive, and Kidney Diseases Extramural Research | 290,061 | - |
| Health and Human Services, Department of | Pass-Through | Wayne State University | 44255961 | 93.847 | Diabetes, Digestive, and Kidney Diseases Extramural Research | 517 | - |
| Health and Human Services, Department of | Pass-Through | Wayne State University | WSU14093 | 93.847 | Diabetes, Digestive, and Kidney Diseases Extramural Research | 17,332 | - |
| Health and Human Services, Department of | Pass-Through | Wayne State University | WSU16006 | 93.847 | Diabetes, Digestive, and Kidney Diseases Extramural Research | 26,572 | - |
| | | | | | | <u>\$ 58,943,587</u> | <u>\$ 5,840,080</u> |
| Health and Human Services, Department of | Direct | | 1 F30 NS090780-01 | 93.853 | Extramural Research Programs in the Neurosciences and Neurological Disorders | \$ 35,006 | \$ - |
| Health and Human Services, Department of | Direct | | 1 F31 NS096734-01 | 93.853 | Extramural Research Programs in the Neurosciences and Neurological Disorders | 18,765 | - |
| Health and Human Services, Department of | Direct | | 1 R01 NS085798-03 | 93.853 | Extramural Research Programs in the Neurosciences and Neurological Disorders | 373,679 | - |
| Health and Human Services, Department of | Direct | | 1 R01 NS086820-01A1 | 93.853 | Extramural Research Programs in the Neurosciences and Neurological Disorders | 125,796 | - |
| Health and Human Services, Department of | Direct | | 1 R01 NS088571-01A1 | 93.853 | Extramural Research Programs in the Neurosciences and Neurological Disorders | 116,180 | - |
| Health and Human Services, Department of | Direct | | 1 R01 NS092706-01A1 | 93.853 | Extramural Research Programs in the Neurosciences and Neurological Disorders | 56,310 | 6,100 |
| Health and Human Services, Department of | Direct | | 1 R01 NS094413-01 | 93.853 | Extramural Research Programs in the Neurosciences and Neurological Disorders | 114,194 | - |
| Health and Human Services, Department of | Direct | | 1 R01 NS094678-01A1 | 93.853 | Extramural Research Programs in the Neurosciences and Neurological Disorders | 25,906 | - |
| Health and Human Services, Department of | Direct | | 1 R01 NS096756-01 | 93.853 | Extramural Research Programs in the Neurosciences and Neurological Disorders | 105,175 | - |
| Health and Human Services, Department of | Direct | | 1 R01 NS096917 01A1 | 93.853 | Extramural Research Programs in the Neurosciences and Neurological Disorders | 6,022 | - |
| Health and Human Services, Department of | Direct | | 1 R01 NS097498-01 | 93.853 | Extramural Research Programs in the Neurosciences and Neurological Disorders | 12,792 | - |
| Health and Human Services, Department of | Direct | | 1 R03 NS096484-01 | 93.853 | Extramural Research Programs in the Neurosciences and Neurological Disorders | 1,152 | - |
| Health and Human Services, Department of | Direct | | 1 R13 NS096934-01 | 93.853 | Extramural Research Programs in the Neurosciences and Neurological Disorders | 12,878 | - |
| Health and Human Services, Department of | Direct | | 1 R21 NS094047-01 | 93.853 | Extramural Research Programs in the Neurosciences and Neurological Disorders | 97,027 | 10,865 |
| Health and Human Services, Department of | Direct | | 1 R21 NS094091-01 | 93.853 | Extramural Research Programs in the Neurosciences and Neurological Disorders | 37,954 | - |

University of Michigan
Schedule of Expenditures of Federal Awards
For the Year Ended June 30, 2016

| Cluster Title/Federal Grantor/Program | Type | Pass-Through Grantor | Award Identifier | CFDA Number | CFDA Program Title | Federal Expenditures | Subrecipient |
|--|--------|----------------------|---------------------|-------------|--|----------------------|--------------|
| Health and Human Services, Department of | Direct | | 1 R21 NS094930-01 | 93.853 | Extramural Research Programs in the Neurosciences and Neurological Disorders | 17,257 | - |
| Health and Human Services, Department of | Direct | | 1 R21 NS098066-01 | 93.853 | Extramural Research Programs in the Neurosciences and Neurological Disorders | 17,680 | - |
| Health and Human Services, Department of | Direct | | 1 R21 NS098211-01 | 93.853 | Extramural Research Programs in the Neurosciences and Neurological Disorders | 8,542 | - |
| Health and Human Services, Department of | Direct | | 1 R56 NS082941-01A1 | 93.853 | Extramural Research Programs in the Neurosciences and Neurological Disorders | 214,253 | - |
| Health and Human Services, Department of | Direct | | 1 U01 NS090526-02 | 93.853 | Extramural Research Programs in the Neurosciences and Neurological Disorders | 760,389 | 158,250 |
| Health and Human Services, Department of | Direct | | 1 U01 NS094375-01 | 93.853 | Extramural Research Programs in the Neurosciences and Neurological Disorders | 562,711 | - |
| Health and Human Services, Department of | Direct | | 1 UH2 NS092981-01 | 93.853 | Extramural Research Programs in the Neurosciences and Neurological Disorders | 454,369 | 148,008 |
| Health and Human Services, Department of | Direct | | 1R21NS088062-02 | 93.853 | Extramural Research Programs in the Neurosciences and Neurological Disorders | 184,320 | - |
| Health and Human Services, Department of | Direct | | 2 R01 NS062792-08 | 93.853 | Extramural Research Programs in the Neurosciences and Neurological Disorders | 120,472 | - |
| Health and Human Services, Department of | Direct | | 2 R56 NS076752-05 | 93.853 | Extramural Research Programs in the Neurosciences and Neurological Disorders | 496,847 | - |
| Health and Human Services, Department of | Direct | | 3 K23 NS073685-05S1 | 93.853 | Extramural Research Programs in the Neurosciences and Neurological Disorders | 1,611 | - |
| Health and Human Services, Department of | Direct | | 3 R15 NS081691-01S2 | 93.853 | Extramural Research Programs in the Neurosciences and Neurological Disorders | 168,099 | - |
| Health and Human Services, Department of | Direct | | 4 K08 NS072183-04 | 93.853 | Extramural Research Programs in the Neurosciences and Neurological Disorders | 32,160 | - |
| Health and Human Services, Department of | Direct | | 4 R01 NS055746-10 | 93.853 | Extramural Research Programs in the Neurosciences and Neurological Disorders | 52,860 | - |
| Health and Human Services, Department of | Direct | | 4 R01 NS073595-05 | 93.853 | Extramural Research Programs in the Neurosciences and Neurological Disorders | 59,902 | - |
| Health and Human Services, Department of | Direct | | 4 R01 NS075066-05 | 93.853 | Extramural Research Programs in the Neurosciences and Neurological Disorders | 117,370 | 37,104 |
| Health and Human Services, Department of | Direct | | 4 R01 NS077730-04 | 93.853 | Extramural Research Programs in the Neurosciences and Neurological Disorders | 235,135 | - |
| Health and Human Services, Department of | Direct | | 4 R01 NS077914-05 | 93.853 | Extramural Research Programs in the Neurosciences and Neurological Disorders | 117,913 | - |
| Health and Human Services, Department of | Direct | | 4 R01 NS077933-04 | 93.853 | Extramural Research Programs in the Neurosciences and Neurological Disorders | 130,014 | - |
| Health and Human Services, Department of | Direct | | 4 R01 NS077946-05 | 93.853 | Extramural Research Programs in the Neurosciences and Neurological Disorders | 73,740 | 14,761 |
| Health and Human Services, Department of | Direct | | 4 R01 NS079639-05 | 93.853 | Extramural Research Programs in the Neurosciences and Neurological Disorders | 116,496 | - |
| Health and Human Services, Department of | Direct | | 4 R01 NS082311-04 | 93.853 | Extramural Research Programs in the Neurosciences and Neurological Disorders | 93,864 | - |
| Health and Human Services, Department of | Direct | | 5 F30 NS092238-02 | 93.853 | Extramural Research Programs in the Neurosciences and Neurological Disorders | 30,053 | - |
| Health and Human Services, Department of | Direct | | 5 F31 NS077810-04 | 93.853 | Extramural Research Programs in the Neurosciences and Neurological Disorders | 1,044 | - |
| Health and Human Services, Department of | Direct | | 5 F31 NS081852-02 | 93.853 | Extramural Research Programs in the Neurosciences and Neurological Disorders | (17,098) | - |
| Health and Human Services, Department of | Direct | | 5 F31 NS082027-03 | 93.853 | Extramural Research Programs in the Neurosciences and Neurological Disorders | 3,899 | - |
| Health and Human Services, Department of | Direct | | 5 F31 NS087883-02 | 93.853 | Extramural Research Programs in the Neurosciences and Neurological Disorders | 28,485 | - |
| Health and Human Services, Department of | Direct | | 5 F31 NS090883-02 | 93.853 | Extramural Research Programs in the Neurosciences and Neurological Disorders | 29,280 | - |
| Health and Human Services, Department of | Direct | | 5 F32 NS089124-02 | 93.853 | Extramural Research Programs in the Neurosciences and Neurological Disorders | 58,287 | - |
| Health and Human Services, Department of | Direct | | 5 K08 NS069783-05 | 93.853 | Extramural Research Programs in the Neurosciences and Neurological Disorders | 134,682 | - |
| Health and Human Services, Department of | Direct | | 5 K08 NS069809-04 | 93.853 | Extramural Research Programs in the Neurosciences and Neurological Disorders | (21) | - |
| Health and Human Services, Department of | Direct | | 5 K08 NS072158-05 | 93.853 | Extramural Research Programs in the Neurosciences and Neurological Disorders | 96,733 | - |
| Health and Human Services, Department of | Direct | | 5 K08 NS072183-03 | 93.853 | Extramural Research Programs in the Neurosciences and Neurological Disorders | 153,123 | - |
| Health and Human Services, Department of | Direct | | 5 K08 NS072233-06 | 93.853 | Extramural Research Programs in the Neurosciences and Neurological Disorders | 196,530 | - |
| Health and Human Services, Department of | Direct | | 5 K08 NS082597-03 | 93.853 | Extramural Research Programs in the Neurosciences and Neurological Disorders | 152,075 | - |
| Health and Human Services, Department of | Direct | | 5 K23 NS072279-05 | 93.853 | Extramural Research Programs in the Neurosciences and Neurological Disorders | 102,435 | - |
| Health and Human Services, Department of | Direct | | 5 K23 NS073685-05 | 93.853 | Extramural Research Programs in the Neurosciences and Neurological Disorders | 162,350 | 15,000 |
| Health and Human Services, Department of | Direct | | 5 K23 NS079417-03 | 93.853 | Extramural Research Programs in the Neurosciences and Neurological Disorders | 216,621 | - |
| Health and Human Services, Department of | Direct | | 5 P50 NS091856-02 | 93.853 | Extramural Research Programs in the Neurosciences and Neurological Disorders | 2,020,387 | - |

University of Michigan
Schedule of Expenditures of Federal Awards
For the Year Ended June 30, 2016

| Cluster Title/Federal Grantor/Program | Type | Pass-Through Grantor | Award Identifier | CFDA Number | CFDA Program Title | Federal Expenditures | Subrecipient |
|--|--------|----------------------|-------------------|-------------|--|----------------------|--------------|
| Health and Human Services, Department of | Direct | | 5 R01 NS034509-19 | 93.853 | Extramural Research Programs in the Neurosciences and Neurological Disorders | 330,584 | - |
| Health and Human Services, Department of | Direct | | 5 R01 NS038712-16 | 93.853 | Extramural Research Programs in the Neurosciences and Neurological Disorders | (379) | - |
| Health and Human Services, Department of | Direct | | 5 R01 NS038712-18 | 93.853 | Extramural Research Programs in the Neurosciences and Neurological Disorders | 544,695 | 33,365 |
| Health and Human Services, Department of | Direct | | 5 R01 NS038916-18 | 93.853 | Extramural Research Programs in the Neurosciences and Neurological Disorders | 803,042 | - |
| Health and Human Services, Department of | Direct | | 5 R01 NS047332-09 | 93.853 | Extramural Research Programs in the Neurosciences and Neurological Disorders | 104,179 | - |
| Health and Human Services, Department of | Direct | | 5 R01 NS055746-09 | 93.853 | Extramural Research Programs in the Neurosciences and Neurological Disorders | 173,022 | 5,786 |
| Health and Human Services, Department of | Direct | | 5 R01 NS057670-05 | 93.853 | Extramural Research Programs in the Neurosciences and Neurological Disorders | 3,045 | - |
| Health and Human Services, Department of | Direct | | 5 R01 NS057711-06 | 93.853 | Extramural Research Programs in the Neurosciences and Neurological Disorders | 79,528 | - |
| Health and Human Services, Department of | Direct | | 5 R01 NS058585-07 | 93.853 | Extramural Research Programs in the Neurosciences and Neurological Disorders | 343,198 | - |
| Health and Human Services, Department of | Direct | | 5 R01 NS061107-06 | 93.853 | Extramural Research Programs in the Neurosciences and Neurological Disorders | (5,611) | - |
| Health and Human Services, Department of | Direct | | 5 R01 NS062792-07 | 93.853 | Extramural Research Programs in the Neurosciences and Neurological Disorders | 59,184 | - |
| Health and Human Services, Department of | Direct | | 5 R01 NS062816-05 | 93.853 | Extramural Research Programs in the Neurosciences and Neurological Disorders | 40,670 | - |
| Health and Human Services, Department of | Direct | | 5 R01 NS063967-07 | 93.853 | Extramural Research Programs in the Neurosciences and Neurological Disorders | 293,713 | - |
| Health and Human Services, Department of | Direct | | 5 R01 NS064015-08 | 93.853 | Extramural Research Programs in the Neurosciences and Neurological Disorders | 421,496 | - |
| Health and Human Services, Department of | Direct | | 5 R01 NS064245-05 | 93.853 | Extramural Research Programs in the Neurosciences and Neurological Disorders | (2,421) | - |
| Health and Human Services, Department of | Direct | | 5 R01 NS064973-05 | 93.853 | Extramural Research Programs in the Neurosciences and Neurological Disorders | 46,495 | - |
| Health and Human Services, Department of | Direct | | 5 R01 NS065450-05 | 93.853 | Extramural Research Programs in the Neurosciences and Neurological Disorders | 62,309 | - |
| Health and Human Services, Department of | Direct | | 5 R01 NS066652-04 | 93.853 | Extramural Research Programs in the Neurosciences and Neurological Disorders | 130,883 | - |
| Health and Human Services, Department of | Direct | | 5 R01 NS069700-04 | 93.853 | Extramural Research Programs in the Neurosciences and Neurological Disorders | 67,124 | - |
| Health and Human Services, Department of | Direct | | 5 R01 NS069844-04 | 93.853 | Extramural Research Programs in the Neurosciences and Neurological Disorders | 30,231 | - |
| Health and Human Services, Department of | Direct | | 5 R01 NS069844-06 | 93.853 | Extramural Research Programs in the Neurosciences and Neurological Disorders | 165,930 | - |
| Health and Human Services, Department of | Direct | | 5 R01 NS070856-05 | 93.853 | Extramural Research Programs in the Neurosciences and Neurological Disorders | 209,696 | - |
| Health and Human Services, Department of | Direct | | 5 R01 NS070941-05 | 93.853 | Extramural Research Programs in the Neurosciences and Neurological Disorders | 429,040 | 11,712 |
| Health and Human Services, Department of | Direct | | 5 R01 NS073595-04 | 93.853 | Extramural Research Programs in the Neurosciences and Neurological Disorders | 278,953 | - |
| Health and Human Services, Department of | Direct | | 5 R01 NS073649-05 | 93.853 | Extramural Research Programs in the Neurosciences and Neurological Disorders | 168,089 | - |
| Health and Human Services, Department of | Direct | | 5 R01 NS073748-05 | 93.853 | Extramural Research Programs in the Neurosciences and Neurological Disorders | 255,027 | - |
| Health and Human Services, Department of | Direct | | 5 R01 NS074387-06 | 93.853 | Extramural Research Programs in the Neurosciences and Neurological Disorders | 356,698 | - |
| Health and Human Services, Department of | Direct | | 5 R01 NS075066-04 | 93.853 | Extramural Research Programs in the Neurosciences and Neurological Disorders | 137,570 | 38,097 |
| Health and Human Services, Department of | Direct | | 5 R01 NS076752-04 | 93.853 | Extramural Research Programs in the Neurosciences and Neurological Disorders | 6,746 | - |
| Health and Human Services, Department of | Direct | | 5 R01 NS077730-03 | 93.853 | Extramural Research Programs in the Neurosciences and Neurological Disorders | 209,832 | - |
| Health and Human Services, Department of | Direct | | 5 R01 NS077914-04 | 93.853 | Extramural Research Programs in the Neurosciences and Neurological Disorders | 201,636 | - |
| Health and Human Services, Department of | Direct | | 5 R01 NS077933-03 | 93.853 | Extramural Research Programs in the Neurosciences and Neurological Disorders | 106,818 | - |
| Health and Human Services, Department of | Direct | | 5 R01 NS077946-04 | 93.853 | Extramural Research Programs in the Neurosciences and Neurological Disorders | 638,593 | 333,937 |
| Health and Human Services, Department of | Direct | | 5 R01 NS078435-04 | 93.853 | Extramural Research Programs in the Neurosciences and Neurological Disorders | 395,162 | 240,579 |
| Health and Human Services, Department of | Direct | | 5 R01 NS078560-04 | 93.853 | Extramural Research Programs in the Neurosciences and Neurological Disorders | 411,888 | - |
| Health and Human Services, Department of | Direct | | 5 R01 NS079157-04 | 93.853 | Extramural Research Programs in the Neurosciences and Neurological Disorders | 315,190 | - |
| Health and Human Services, Department of | Direct | | 5 R01 NS079639-04 | 93.853 | Extramural Research Programs in the Neurosciences and Neurological Disorders | 169,431 | - |
| Health and Human Services, Department of | Direct | | 5 R01 NS081281-04 | 93.853 | Extramural Research Programs in the Neurosciences and Neurological Disorders | 310,261 | 79,292 |
| Health and Human Services, Department of | Direct | | 5 R01 NS082304-03 | 93.853 | Extramural Research Programs in the Neurosciences and Neurological Disorders | 462,412 | - |

University of Michigan
Schedule of Expenditures of Federal Awards
For the Year Ended June 30, 2016

| Cluster Title/Federal Grantor/Program | Type | Pass-Through Grantor | Award Identifier | CFDA Number | CFDA Program Title | Federal Expenditures | Subrecipient |
|--|--------------|----------------------|-------------------|-------------|--|----------------------|--------------|
| Health and Human Services, Department of | Direct | | 5 R01 NS082311-03 | 93.853 | Extramural Research Programs in the Neurosciences and Neurological Disorders | 301,114 | - |
| Health and Human Services, Department of | Direct | | 5 R01 NS085054-03 | 93.853 | Extramural Research Programs in the Neurosciences and Neurological Disorders | 502,042 | 11,389 |
| Health and Human Services, Department of | Direct | | 5 R01 NS086810-03 | 93.853 | Extramural Research Programs in the Neurosciences and Neurological Disorders | 351,219 | - |
| Health and Human Services, Department of | Direct | | 5 R01 NS087147-02 | 93.853 | Extramural Research Programs in the Neurosciences and Neurological Disorders | 379,211 | - |
| Health and Human Services, Department of | Direct | | 5 R01 NS089585-02 | 93.853 | Extramural Research Programs in the Neurosciences and Neurological Disorders | 496,193 | - |
| Health and Human Services, Department of | Direct | | 5 R01 NS089896-02 | 93.853 | Extramural Research Programs in the Neurosciences and Neurological Disorders | 328,364 | - |
| Health and Human Services, Department of | Direct | | 5 R01 NS090925-02 | 93.853 | Extramural Research Programs in the Neurosciences and Neurological Disorders | 318,589 | - |
| Health and Human Services, Department of | Direct | | 5 R01 NS091112-02 | 93.853 | Extramural Research Programs in the Neurosciences and Neurological Disorders | 140,327 | - |
| Health and Human Services, Department of | Direct | | 5 R01 NS092695-02 | 93.853 | Extramural Research Programs in the Neurosciences and Neurological Disorders | 606,615 | 204,501 |
| Health and Human Services, Department of | Direct | | 5 R01 NS094399-02 | 93.853 | Extramural Research Programs in the Neurosciences and Neurological Disorders | 104,325 | 15,501 |
| Health and Human Services, Department of | Direct | | 5 R03 NS084006-02 | 93.853 | Extramural Research Programs in the Neurosciences and Neurological Disorders | (15,345) | - |
| Health and Human Services, Department of | Direct | | 5 R03 NS090142-02 | 93.853 | Extramural Research Programs in the Neurosciences and Neurological Disorders | 87,735 | - |
| Health and Human Services, Department of | Direct | | 5 R21 NS082212-02 | 93.853 | Extramural Research Programs in the Neurosciences and Neurological Disorders | (5,184) | - |
| Health and Human Services, Department of | Direct | | 5 R21 NS082615-02 | 93.853 | Extramural Research Programs in the Neurosciences and Neurological Disorders | 64,814 | - |
| Health and Human Services, Department of | Direct | | 5 R21 NS084049-02 | 93.853 | Extramural Research Programs in the Neurosciences and Neurological Disorders | 99,184 | - |
| Health and Human Services, Department of | Direct | | 5 R21 NS084081-02 | 93.853 | Extramural Research Programs in the Neurosciences and Neurological Disorders | 224,665 | 29,114 |
| Health and Human Services, Department of | Direct | | 5 R21 NS084275-02 | 93.853 | Extramural Research Programs in the Neurosciences and Neurological Disorders | 72,938 | - |
| Health and Human Services, Department of | Direct | | 5 R21 NS086144-02 | 93.853 | Extramural Research Programs in the Neurosciences and Neurological Disorders | 196,789 | 30,406 |
| Health and Human Services, Department of | Direct | | 5 R21 NS086758-02 | 93.853 | Extramural Research Programs in the Neurosciences and Neurological Disorders | 143,442 | - |
| Health and Human Services, Department of | Direct | | 5 R21 NS088302-02 | 93.853 | Extramural Research Programs in the Neurosciences and Neurological Disorders | 136,087 | - |
| Health and Human Services, Department of | Direct | | 5 R21 NS091545-02 | 93.853 | Extramural Research Programs in the Neurosciences and Neurological Disorders | 164,803 | - |
| Health and Human Services, Department of | Direct | | 5 R21 NS091555-02 | 93.853 | Extramural Research Programs in the Neurosciences and Neurological Disorders | 221,787 | - |
| Health and Human Services, Department of | Direct | | 5 R21 NS091928-02 | 93.853 | Extramural Research Programs in the Neurosciences and Neurological Disorders | 362,135 | - |
| Health and Human Services, Department of | Direct | | 5 R21 NS093121-02 | 93.853 | Extramural Research Programs in the Neurosciences and Neurological Disorders | 119,550 | - |
| Health and Human Services, Department of | Direct | | 5 R21 NS093399-02 | 93.853 | Extramural Research Programs in the Neurosciences and Neurological Disorders | 181,895 | - |
| Health and Human Services, Department of | Direct | | 5 R21 NS093469-02 | 93.853 | Extramural Research Programs in the Neurosciences and Neurological Disorders | 239,307 | - |
| Health and Human Services, Department of | Direct | | 5 R21-NS089516-02 | 93.853 | Extramural Research Programs in the Neurosciences and Neurological Disorders | 456,941 | - |
| Health and Human Services, Department of | Direct | | 5 R25 NS088248-03 | 93.853 | Extramural Research Programs in the Neurosciences and Neurological Disorders | 487,587 | 130,715 |
| Health and Human Services, Department of | Direct | | 5 R25 NS089450-03 | 93.853 | Extramural Research Programs in the Neurosciences and Neurological Disorders | 101,445 | - |
| Health and Human Services, Department of | Direct | | 5 R37 NS094804-02 | 93.853 | Extramural Research Programs in the Neurosciences and Neurological Disorders | 254,572 | - |
| Health and Human Services, Department of | Direct | | 5 U01 NS056975-10 | 93.853 | Extramural Research Programs in the Neurosciences and Neurological Disorders | 1,570,400 | 71,160 |
| Health and Human Services, Department of | Direct | | 5 U01 NS069378-03 | 93.853 | Extramural Research Programs in the Neurosciences and Neurological Disorders | (11,677) | - |
| Health and Human Services, Department of | Direct | | 5 U01 NS090364-03 | 93.853 | Extramural Research Programs in the Neurosciences and Neurological Disorders | 703,179 | - |
| Health and Human Services, Department of | Direct | | 5 U10 NS086526-03 | 93.853 | Extramural Research Programs in the Neurosciences and Neurological Disorders | 401,876 | - |
| Health and Human Services, Department of | Direct | | 9 R01 NS096785-06 | 93.853 | Extramural Research Programs in the Neurosciences and Neurological Disorders | 103,508 | - |
| Health and Human Services, Department of | Direct | | T32 NS007222 | 93.853 | Extramural Research Programs in the Neurosciences and Neurological Disorders | 328,689 | - |
| Health and Human Services, Department of | Direct | | T32 NS076401 | 93.853 | Extramural Research Programs in the Neurosciences and Neurological Disorders | 295,555 | - |
| Health and Human Services, Department of | Pass-Through | Columbia University | 2 (GG010270-01) | 93.853 | Extramural Research Programs in the Neurosciences and Neurological Disorders | 10,684 | - |
| Health and Human Services, Department of | Pass-Through | Emory University | T062575 | 93.853 | Extramural Research Programs in the Neurosciences and Neurological Disorders | 297,002 | - |

University of Michigan
Schedule of Expenditures of Federal Awards
For the Year Ended June 30, 2016

| Cluster Title/Federal Grantor/Program | Type | Pass-Through Grantor | Award Identifier | CFDA Number | CFDA Program Title | Federal Expenditures | Subrecipient |
|--|--------------|--|---------------------|-------------|--|----------------------|---------------------|
| Health and Human Services, Department of | Pass-Through | Emory University | T282377 | 93.853 | Extramural Research Programs in the Neurosciences and Neurological Disorders | 64,114 | - |
| Health and Human Services, Department of | Pass-Through | Loma Linda University | 2120333-UM | 93.853 | Extramural Research Programs in the Neurosciences and Neurological Disorders | (2,855) | - |
| Health and Human Services, Department of | Pass-Through | Mayo Clinic | 5P01NS044233-10 | 93.853 | Extramural Research Programs in the Neurosciences and Neurological Disorders | 53,295 | - |
| Health and Human Services, Department of | Pass-Through | Temple University | 360908-05430-02 | 93.853 | Extramural Research Programs in the Neurosciences and Neurological Disorders | 58,244 | - |
| Health and Human Services, Department of | Pass-Through | Temple University | 361027-04800-02 | 93.853 | Extramural Research Programs in the Neurosciences and Neurological Disorders | 192,350 | - |
| Health and Human Services, Department of | Pass-Through | University of California - San Francisco | 7935sc | 93.853 | Extramural Research Programs in the Neurosciences and Neurological Disorders | 2,646 | - |
| Health and Human Services, Department of | Pass-Through | University of California - San Francisco | 7938sc | 93.853 | Extramural Research Programs in the Neurosciences and Neurological Disorders | 160,753 | - |
| Health and Human Services, Department of | Pass-Through | University of Minnesota | N003439222 | 93.853 | Extramural Research Programs in the Neurosciences and Neurological Disorders | 730,497 | - |
| Health and Human Services, Department of | Pass-Through | University of Virginia | GB10094-147355 | 93.853 | Extramural Research Programs in the Neurosciences and Neurological Disorders | 1,990,236 | - |
| Health and Human Services, Department of | Pass-Through | University of Virginia | GC12107-149698 | 93.853 | Extramural Research Programs in the Neurosciences and Neurological Disorders | 2,005,379 | - |
| Health and Human Services, Department of | Pass-Through | University of Wisconsin | 557K675 | 93.853 | Extramural Research Programs in the Neurosciences and Neurological Disorders | 55,260 | - |
| | | | | | | <u>\$ 33,429,945</u> | <u>\$ 1,625,642</u> |
| Health and Human Services, Department of | Direct | | 1 F31 aii18274-01 | 93.855 | Allergy and Infectious Diseases Research | 30,612 | - |
| Health and Human Services, Department of | Direct | | 1 F31 Aii25090-01 | 93.855 | Allergy and Infectious Diseases Research | 8,333 | - |
| Health and Human Services, Department of | Direct | | 1 K08 Aii19182-01A1 | 93.855 | Allergy and Infectious Diseases Research | 34,706 | - |
| Health and Human Services, Department of | Direct | | 1 R01 AI096962-04 | 93.855 | Allergy and Infectious Diseases Research | 341,880 | - |
| Health and Human Services, Department of | Direct | | 1 R01 Aii18886-01A1 | 93.855 | Allergy and Infectious Diseases Research | 145,664 | - |
| Health and Human Services, Department of | Direct | | 1 R01 Aii20526-01A1 | 93.855 | Allergy and Infectious Diseases Research | 134,425 | - |
| Health and Human Services, Department of | Direct | | 1 R01 Aii20607-01A1 | 93.855 | Allergy and Infectious Diseases Research | 150,856 | - |
| Health and Human Services, Department of | Direct | | 1 R01 Aii23093-01 | 93.855 | Allergy and Infectious Diseases Research | 217,629 | 35,481 |
| Health and Human Services, Department of | Direct | | 1 R01 Aii23957-01 | 93.855 | Allergy and Infectious Diseases Research | 70,584 | - |
| Health and Human Services, Department of | Direct | | 1 R01 Aii16791-01A1 | 93.855 | Allergy and Infectious Diseases Research | 175,583 | - |
| Health and Human Services, Department of | Direct | | 1 R01Aii21156-01 | 93.855 | Allergy and Infectious Diseases Research | 116,909 | - |
| Health and Human Services, Department of | Direct | | 1 R03 Aii09204-02 | 93.855 | Allergy and Infectious Diseases Research | 25,365 | - |
| Health and Human Services, Department of | Direct | | 1 R03 Aii05029-02 | 93.855 | Allergy and Infectious Diseases Research | (13,766) | - |
| Health and Human Services, Department of | Direct | | 1 R21 Aii14220-02 | 93.855 | Allergy and Infectious Diseases Research | 217,555 | - |
| Health and Human Services, Department of | Direct | | 1 R21 Aii17371-01A1 | 93.855 | Allergy and Infectious Diseases Research | 47,852 | - |
| Health and Human Services, Department of | Direct | | 1 R21 Aii20599-01 | 93.855 | Allergy and Infectious Diseases Research | 123,824 | - |
| Health and Human Services, Department of | Direct | | 1 R21 Aii21721-01 | 93.855 | Allergy and Infectious Diseases Research | 83,551 | - |
| Health and Human Services, Department of | Direct | | 1 R56 Aii03266-01 | 93.855 | Allergy and Infectious Diseases Research | 109,450 | - |
| Health and Human Services, Department of | Direct | | 1 R56 Aii20526-01 | 93.855 | Allergy and Infectious Diseases Research | 295,106 | - |
| Health and Human Services, Department of | Direct | | 1 R56 Aii2095-01 | 93.855 | Allergy and Infectious Diseases Research | 97,923 | - |
| Health and Human Services, Department of | Direct | | 1 R56 Aii23262 01 | 93.855 | Allergy and Infectious Diseases Research | 54,295 | - |
| Health and Human Services, Department of | Direct | | 1 U01 AI24255-01 | 93.855 | Allergy and Infectious Diseases Research | 443,010 | - |
| Health and Human Services, Department of | Direct | | 2 R01 AI060584-10A1 | 93.855 | Allergy and Infectious Diseases Research | 151,062 | - |
| Health and Human Services, Department of | Direct | | 2 R01 AI063331-11 | 93.855 | Allergy and Infectious Diseases Research | 284,893 | - |
| Health and Human Services, Department of | Direct | | 2 R21 Aii19463-02 | 93.855 | Allergy and Infectious Diseases Research | 168,200 | 28,132 |
| Health and Human Services, Department of | Direct | | 2 R56 AI043363-16A1 | 93.855 | Allergy and Infectious Diseases Research | 311 | - |
| Health and Human Services, Department of | Direct | | 2 R56 AI049294-12A1 | 93.855 | Allergy and Infectious Diseases Research | 234,479 | - |
| Health and Human Services, Department of | Direct | | 2 R56 AI051192-09A1 | 93.855 | Allergy and Infectious Diseases Research | 11,190 | - |
| Health and Human Services, Department of | Direct | | 2 R56 AI073847-06A1 | 93.855 | Allergy and Infectious Diseases Research | 86,036 | - |
| Health and Human Services, Department of | Direct | | 4 R01 AI064296-10 | 93.855 | Allergy and Infectious Diseases Research | 209,835 | - |
| Health and Human Services, Department of | Direct | | 4 R01 AI071727-10 | 93.855 | Allergy and Infectious Diseases Research | 211,265 | - |
| Health and Human Services, Department of | Direct | | 4 R01 AI094642-05 | 93.855 | Allergy and Infectious Diseases Research | 168,883 | - |
| Health and Human Services, Department of | Direct | | 4 R01 AI096962-05 | 93.855 | Allergy and Infectious Diseases Research | 296,772 | - |
| Health and Human Services, Department of | Direct | | 4 R01 AI097134-04 | 93.855 | Allergy and Infectious Diseases Research | 113,415 | 1,461 |
| Health and Human Services, Department of | Direct | | 4 R01 Aii101155-05 | 93.855 | Allergy and Infectious Diseases Research | 44,463 | 6,637 |
| Health and Human Services, Department of | Direct | | 4 R01 Aii101285-04 | 93.855 | Allergy and Infectious Diseases Research | 133,701 | - |
| Health and Human Services, Department of | Direct | | 5 F31 Aii108086-02 | 93.855 | Allergy and Infectious Diseases Research | 4,239 | - |
| Health and Human Services, Department of | Direct | | 5 F32 Aii106189-02 | 93.855 | Allergy and Infectious Diseases Research | (3,293) | - |
| Health and Human Services, Department of | Direct | | 5 K01-AI099006-06 | 93.855 | Allergy and Infectious Diseases Research | 162,815 | - |
| Health and Human Services, Department of | Direct | | 5 K23 AI091623-05 | 93.855 | Allergy and Infectious Diseases Research | 67,020 | - |
| Health and Human Services, Department of | Direct | | 5 K23 Aii108951-02 | 93.855 | Allergy and Infectious Diseases Research | 140,697 | - |
| Health and Human Services, Department of | Direct | | 5 R00 AI093884-03 | 93.855 | Allergy and Infectious Diseases Research | 254,546 | - |
| Health and Human Services, Department of | Direct | | 5 R01 AI036302-18 | 93.855 | Allergy and Infectious Diseases Research | 381,969 | 11,552 |
| Health and Human Services, Department of | Direct | | 5 R01 AI044076-15 | 93.855 | Allergy and Infectious Diseases Research | (203) | - |
| Health and Human Services, Department of | Direct | | 5 R01 AI044115-17 | 93.855 | Allergy and Infectious Diseases Research | 504,626 | - |
| Health and Human Services, Department of | Direct | | 5 R01 AI045125-15 | 93.855 | Allergy and Infectious Diseases Research | (4,796) | - |
| Health and Human Services, Department of | Direct | | 5 R01 AI046675-16 | 93.855 | Allergy and Infectious Diseases Research | 153,737 | - |
| Health and Human Services, Department of | Direct | | 5 R01 AI059722-09 | 93.855 | Allergy and Infectious Diseases Research | (53,752) | - |
| Health and Human Services, Department of | Direct | | 5 R01 AI060584-09 | 93.855 | Allergy and Infectious Diseases Research | 6,426 | - |
| Health and Human Services, Department of | Direct | | 5 R01 AI063058-09 | 93.855 | Allergy and Infectious Diseases Research | 2,222 | - |
| Health and Human Services, Department of | Direct | | 5 R01 AI063331-10 | 93.855 | Allergy and Infectious Diseases Research | 85,362 | - |
| Health and Human Services, Department of | Direct | | 5 R01 AI064296-09 | 93.855 | Allergy and Infectious Diseases Research | 88,932 | - |
| Health and Human Services, Department of | Direct | | 5 R01 AI071727-09 | 93.855 | Allergy and Infectious Diseases Research | 297,994 | - |
| Health and Human Services, Department of | Direct | | 5 R01 AI073677-05 | 93.855 | Allergy and Infectious Diseases Research | (1,331) | - |
| Health and Human Services, Department of | Direct | | 5 R01 AI080611-04 | 93.855 | Allergy and Infectious Diseases Research | (907) | - |

University of Michigan
Schedule of Expenditures of Federal Awards
For the Year Ended June 30, 2016

| Cluster Title/Federal Grantor/Program | Type | Pass-Through Grantor | Award Identifier | CFDA Number | CFDA Program Title | Federal Expenditures | Subrecipient |
|--|--------------|---|--------------------------------|-------------|--|----------------------|--------------|
| Health and Human Services, Department of | Direct | | 5 R01 AI083334-05 | 93.855 | Allergy and Infectious Diseases Research | 9,771 | - |
| Health and Human Services, Department of | Direct | | 5 R01 AI083642-05 | 93.855 | Allergy and Infectious Diseases Research | 476,231 | - |
| Health and Human Services, Department of | Direct | | 5 R01 AI089417-05 | 93.855 | Allergy and Infectious Diseases Research | (5,088) | - |
| Health and Human Services, Department of | Direct | | 5 R01 AI091627-05 | 93.855 | Allergy and Infectious Diseases Research | 253,762 | - |
| Health and Human Services, Department of | Direct | | 5 R01 AI091721-05 | 93.855 | Allergy and Infectious Diseases Research | 386,779 | - |
| Health and Human Services, Department of | Direct | | 5 R01 AI094563-05 | 93.855 | Allergy and Infectious Diseases Research | 128,938 | 45,716 |
| Health and Human Services, Department of | Direct | | 5 R01 AI094642-07 | 93.855 | Allergy and Infectious Diseases Research | 200,855 | - |
| Health and Human Services, Department of | Direct | | 5 R01 AI097134-03 | 93.855 | Allergy and Infectious Diseases Research | 243,253 | 10,146 |
| Health and Human Services, Department of | Direct | | 5 R01 AI0971500-04 | 93.855 | Allergy and Infectious Diseases Research | 473,878 | - |
| Health and Human Services, Department of | Direct | | 5 R01 AI101155-04 | 93.855 | Allergy and Infectious Diseases Research | 243,475 | 122,877 |
| Health and Human Services, Department of | Direct | | 5 R01 AI101285-03 | 93.855 | Allergy and Infectious Diseases Research | 169,372 | - |
| Health and Human Services, Department of | Direct | | 5 R01 AI105068-03 | 93.855 | Allergy and Infectious Diseases Research | 493,586 | - |
| Health and Human Services, Department of | Direct | | 5 R01 AI106806-03 | 93.855 | Allergy and Infectious Diseases Research | 467,675 | - |
| Health and Human Services, Department of | Direct | | 5 R01 AI110780-02 | 93.855 | Allergy and Infectious Diseases Research | 433,888 | 71,356 |
| Health and Human Services, Department of | Direct | | 5 R01 AI117229-02 | 93.855 | Allergy and Infectious Diseases Research | 533,908 | - |
| Health and Human Services, Department of | Direct | | 5 R01 AI059722-11 | 93.855 | Allergy and Infectious Diseases Research | 492,981 | - |
| Health and Human Services, Department of | Direct | | 5 R21 AI102106-02 | 93.855 | Allergy and Infectious Diseases Research | (40) | - |
| Health and Human Services, Department of | Direct | | 5 R21 AI103364-02 | 93.855 | Allergy and Infectious Diseases Research | 104,939 | 11,797 |
| Health and Human Services, Department of | Direct | | 5 R21 AI103452-02 | 93.855 | Allergy and Infectious Diseases Research | 117,351 | - |
| Health and Human Services, Department of | Direct | | 5 R21 AI103961-02 | 93.855 | Allergy and Infectious Diseases Research | 192,809 | 2,638 |
| Health and Human Services, Department of | Direct | | 5 R21 AI105167-02 | 93.855 | Allergy and Infectious Diseases Research | 50,086 | - |
| Health and Human Services, Department of | Direct | | 5 R21 AI105362-02 | 93.855 | Allergy and Infectious Diseases Research | 44,321 | - |
| Health and Human Services, Department of | Direct | | 5 R21 AI107184-02 | 93.855 | Allergy and Infectious Diseases Research | 172,930 | - |
| Health and Human Services, Department of | Direct | | 5 R21 AI109791-02 | 93.855 | Allergy and Infectious Diseases Research | 6,238 | - |
| Health and Human Services, Department of | Direct | | 5 R21 AI110907-02 | 93.855 | Allergy and Infectious Diseases Research | 125,601 | - |
| Health and Human Services, Department of | Direct | | 5 R21 AI111182-02 | 93.855 | Allergy and Infectious Diseases Research | 201,243 | - |
| Health and Human Services, Department of | Direct | | 5 R21 AI115117-02 | 93.855 | Allergy and Infectious Diseases Research | 268,771 | - |
| Health and Human Services, Department of | Direct | | 5 R21 AI116158-02 | 93.855 | Allergy and Infectious Diseases Research | 236,884 | - |
| Health and Human Services, Department of | Direct | | 5 R21 AI116416-02 | 93.855 | Allergy and Infectious Diseases Research | 177,442 | - |
| Health and Human Services, Department of | Direct | | 5 R21 AI117561-02 | 93.855 | Allergy and Infectious Diseases Research | 135,162 | - |
| Health and Human Services, Department of | Direct | | 5 R21 AI120815-02 | 93.855 | Allergy and Infectious Diseases Research | 166,119 | - |
| Health and Human Services, Department of | Direct | | 5 R21 AI107421-02 | 93.855 | Allergy and Infectious Diseases Research | 149,203 | 48,674 |
| Health and Human Services, Department of | Direct | | 5 R33AI102106-05 | 93.855 | Allergy and Infectious Diseases Research | 546,998 | - |
| Health and Human Services, Department of | Direct | | 5 U01AI088671-05 | 93.855 | Allergy and Infectious Diseases Research | 98,749 | - |
| Health and Human Services, Department of | Direct | | 5 U19 AI090871-05 | 93.855 | Allergy and Infectious Diseases Research | 487,824 | 2,504 |
| Health and Human Services, Department of | Direct | | 5 U19 AI110502-03 | 93.855 | Allergy and Infectious Diseases Research | 711,777 | 16,785 |
| Health and Human Services, Department of | Direct | | 5 U19 AI116482-02 | 93.855 | Allergy and Infectious Diseases Research | 1,155,411 | 23,753 |
| Health and Human Services, Department of | Direct | | 5 UM1 AI110557- 03 | 93.855 | Allergy and Infectious Diseases Research | 55,410 | - |
| Health and Human Services, Department of | Direct | | 5R21 AI116190-02 | 93.855 | Allergy and Infectious Diseases Research | 240,920 | - |
| Health and Human Services, Department of | Direct | | RA1R21AI09698501A1 | 93.855 | Allergy and Infectious Diseases Research | (3,864) | (3,864) |
| Health and Human Services, Department of | Direct | | T32 AI007413 | 93.855 | Allergy and Infectious Diseases Research | 262,900 | - |
| Health and Human Services, Department of | Direct | | T32 AI007528 | 93.855 | Allergy and Infectious Diseases Research | 12,364 | - |
| Health and Human Services, Department of | Direct | | T32 AI007528 | 93.855 | Allergy and Infectious Diseases Research | 328,395 | - |
| Health and Human Services, Department of | Pass-Through | Benaroya Research Institute at Virginia Mason (BRI) | FY15TN079 | 93.855 | Allergy and Infectious Diseases Research | 16,773 | - |
| Health and Human Services, Department of | Pass-Through | Duke University | 12-NIH-1088 | 93.855 | Allergy and Infectious Diseases Research | (140) | - |
| Health and Human Services, Department of | Pass-Through | FHI 360 Headquarters | FCO 104165/ID 0080.0256 | 93.855 | Allergy and Infectious Diseases Research | 13,065 | - |
| Health and Human Services, Department of | Pass-Through | FHI 360 Headquarters | P016001198 | 93.855 | Allergy and Infectious Diseases Research | 15,191 | - |
| Health and Human Services, Department of | Pass-Through | Henry Ford Health System | P01 AI089473 | 93.855 | Allergy and Infectious Diseases Research | 223,111 | - |
| Health and Human Services, Department of | Pass-Through | Johns Hopkins University | 2002228577 | 93.855 | Allergy and Infectious Diseases Research | 18,496 | - |
| Health and Human Services, Department of | Pass-Through | Johns Hopkins University | 2002517147 | 93.855 | Allergy and Infectious Diseases Research | 12,339 | - |
| Health and Human Services, Department of | Pass-Through | Johns Hopkins University | UM1AI068632 / JHU PI - Nachman | 93.855 | Allergy and Infectious Diseases Research | 11,516 | - |
| Health and Human Services, Department of | Pass-Through | Magee Womens Research Institute | 9337 | 93.855 | Allergy and Infectious Diseases Research | 9,992 | - |
| Health and Human Services, Department of | Pass-Through | Magee Womens Research Institute | 9372 | 93.855 | Allergy and Infectious Diseases Research | 47,285 | - |
| Health and Human Services, Department of | Pass-Through | Magee Womens Research Institute | 9380 | 93.855 | Allergy and Infectious Diseases Research | 44,159 | - |
| Health and Human Services, Department of | Pass-Through | Magee Womens Research Institute | 9396 | 93.855 | Allergy and Infectious Diseases Research | 8,611 | - |
| Health and Human Services, Department of | Pass-Through | Magee Womens Research Institute | 9423 | 93.855 | Allergy and Infectious Diseases Research | 38,257 | - |
| Health and Human Services, Department of | Pass-Through | Magee Womens Research Institute | Subaward #9432 | 93.855 | Allergy and Infectious Diseases Research | 29,757 | - |
| Health and Human Services, Department of | Pass-Through | Michigan State University | 61-0860UM Prm#1U19AI08968301 | 93.855 | Allergy and Infectious Diseases Research | 92,387 | - |
| Health and Human Services, Department of | Pass-Through | Michigan State University | RC105484UofM | 93.855 | Allergy and Infectious Diseases Research | 10,390 | - |
| Health and Human Services, Department of | Pass-Through | Mount Sinai Medical Center, The | 0255-1359-4609 | 93.855 | Allergy and Infectious Diseases Research | 9,967 | - |
| Health and Human Services, Department of | Pass-Through | Portland State University | Index 203645/201REY321 | 93.855 | Allergy and Infectious Diseases Research | 244 | - |
| Health and Human Services, Department of | Pass-Through | Rush University Medical Center | Sub award 14102310-MICH | 93.855 | Allergy and Infectious Diseases Research | 17,303 | - |
| Health and Human Services, Department of | Pass-Through | Sustainable Sciences Institute | Subaward Agreement | 93.855 | Allergy and Infectious Diseases Research | (209) | - |
| Health and Human Services, Department of | Pass-Through | Sustainable Sciences Institute | Subaward Agreement | 93.855 | Allergy and Infectious Diseases Research | 11,999 | - |
| Health and Human Services, Department of | Pass-Through | The Icahn School of Medicine at Mount Sinai (ISMMS) | 0255-1351-4609 | 93.855 | Allergy and Infectious Diseases Research | 73,878 | - |
| Health and Human Services, Department of | Pass-Through | Tufts University | 100610-00001 | 93.855 | Allergy and Infectious Diseases Research | 187,684 | - |
| Health and Human Services, Department of | Pass-Through | University of Alabama at Birmingham (UAB) | 0000421524-005 | 93.855 | Allergy and Infectious Diseases Research | 47,938 | - |
| Health and Human Services, Department of | Pass-Through | University of California - Berkeley | 00008545 | 93.855 | Allergy and Infectious Diseases Research | 44,735 | - |
| Health and Human Services, Department of | Pass-Through | University of California - Berkeley | 00008952 | 93.855 | Allergy and Infectious Diseases Research | 92,953 | - |
| Health and Human Services, Department of | Pass-Through | University of California - San Francisco | 8246SC | 93.855 | Allergy and Infectious Diseases Research | 354,496 | - |
| Health and Human Services, Department of | Pass-Through | University of California - San Francisco | 8506sc | 93.855 | Allergy and Infectious Diseases Research | 202,977 | - |
| Health and Human Services, Department of | Pass-Through | University of California - San Francisco | 8507sc | 93.855 | Allergy and Infectious Diseases Research | 247,390 | - |
| Health and Human Services, Department of | Pass-Through | University of California - San Francisco | 8808sc | 93.855 | Allergy and Infectious Diseases Research | 67,293 | - |
| Health and Human Services, Department of | Pass-Through | University of California - San Francisco | 8970sc | 93.855 | Allergy and Infectious Diseases Research | 228,464 | - |
| Health and Human Services, Department of | Pass-Through | University of California - San Francisco | Subaward 7196sc | 93.855 | Allergy and Infectious Diseases Research | 55,620 | - |
| Health and Human Services, Department of | Pass-Through | University of California-San Diego | 56811375 | 93.855 | Allergy and Infectious Diseases Research | 138,425 | - |
| Health and Human Services, Department of | Pass-Through | University of Rochester | 416587 | 93.855 | Allergy and Infectious Diseases Research | 55,745 | - |
| Health and Human Services, Department of | Pass-Through | University of Rochester | 415740-G | 93.855 | Allergy and Infectious Diseases Research | 122,432 | - |

University of Michigan
Schedule of Expenditures of Federal Awards
For the Year Ended June 30, 2016

| Cluster Title/Federal Grantor/Program | Type | Pass-Through Grantor | Award Identifier | CFDA Number | CFDA Program Title | Federal Expenditures | Subrecipient |
|--|--------------|-----------------------|----------------------|-------------|---|----------------------|-------------------|
| Health and Human Services, Department of | Pass-Through | Vanderbilt University | VUMC 43731 | 93.855 | Allergy and Infectious Diseases Research | 8,685 | - |
| Health and Human Services, Department of | Pass-Through | Vanderbilt University | VUMC 43731 | 93.855 | Allergy and Infectious Diseases Research | 1,185 | - |
| Health and Human Services, Department of | Pass-Through | VLP Biotech, Inc | R41AI106153 | 93.855 | Allergy and Infectious Diseases Research | 122,600 | - |
| Health and Human Services, Department of | Pass-Through | Yale University | M16A12193 (A10353) | 93.855 | Allergy and Infectious Diseases Research | 16,480 | - |
| | | | | | | \$ 20,860,834 | \$ 435,645 |
| Health and Human Services, Department of | Direct | | 1 F32 GM108298-02 | 93.859 | Biomedical Research and Research Training | \$ 23,491 | \$ - |
| Health and Human Services, Department of | Direct | | 1 F32 GM110870-01A1 | 93.859 | Biomedical Research and Research Training | (356) | - |
| Health and Human Services, Department of | Direct | | 1 F32 GM112317-02 | 93.859 | Biomedical Research and Research Training | 37,386 | - |
| Health and Human Services, Department of | Direct | | 1 F32 GM112339-01A1 | 93.859 | Biomedical Research and Research Training | 30,926 | - |
| Health and Human Services, Department of | Direct | | 1 F32 GM115198-01 | 93.859 | Biomedical Research and Research Training | 25,469 | - |
| Health and Human Services, Department of | Direct | | 1 F32 GM116427-01 | 93.859 | Biomedical Research and Research Training | 52,456 | - |
| Health and Human Services, Department of | Direct | | 1 R01 GM102236-04 | 93.859 | Biomedical Research and Research Training | 74,517 | - |
| Health and Human Services, Department of | Direct | | 1 R01 GM102829-03 | 93.859 | Biomedical Research and Research Training | 119,664 | 2,457 |
| Health and Human Services, Department of | Direct | | 1 R01 GM107312-03 | 93.859 | Biomedical Research and Research Training | 292,663 | - |
| Health and Human Services, Department of | Direct | | 1 R01 GM108647-01A1 | 93.859 | Biomedical Research and Research Training | 8,462 | - |
| Health and Human Services, Department of | Direct | | 1 R01 GM108722-02 | 93.859 | Biomedical Research and Research Training | 220,188 | - |
| Health and Human Services, Department of | Direct | | 1 R01 GM11000-01 | 93.859 | Biomedical Research and Research Training | 255,023 | - |
| Health and Human Services, Department of | Direct | | 1 R01 GM1114000-01A1 | 93.859 | Biomedical Research and Research Training | 29,831 | - |
| Health and Human Services, Department of | Direct | | 1 R01 GM116204-01 | 93.859 | Biomedical Research and Research Training | 290,225 | 94,949 |
| Health and Human Services, Department of | Direct | | 1 R01 GM116960-01 | 93.859 | Biomedical Research and Research Training | 72,566 | - |
| Health and Human Services, Department of | Direct | | 1 R01 GM118308-01 | 93.859 | Biomedical Research and Research Training | 53,661 | - |
| Health and Human Services, Department of | Direct | | 1 R01 GM118329-01 | 93.859 | Biomedical Research and Research Training | 34,562 | - |
| Health and Human Services, Department of | Direct | | 1 R01 GM118475-01 | 93.859 | Biomedical Research and Research Training | 6,093 | - |
| Health and Human Services, Department of | Direct | | 1 R01 GM118751-01 | 93.859 | Biomedical Research and Research Training | 8,482 | - |
| Health and Human Services, Department of | Direct | | 1 R01GM118651-01 | 93.859 | Biomedical Research and Research Training | 34,895 | - |
| Health and Human Services, Department of | Direct | | 1 R35GM118073-01 | 93.859 | Biomedical Research and Research Training | 27,128 | - |
| Health and Human Services, Department of | Direct | | 1 R35GM118133-01 | 93.859 | Biomedical Research and Research Training | 86,938 | - |
| Health and Human Services, Department of | Direct | | 1R25GM11614901 | 93.859 | Biomedical Research and Research Training | 2,306 | - |
| Health and Human Services, Department of | Direct | | 2 R01 GM050403-22 | 93.859 | Biomedical Research and Research Training | 173,766 | - |
| Health and Human Services, Department of | Direct | | 2 R01 GM053396 25 | 93.859 | Biomedical Research and Research Training | (204,661) | - |
| Health and Human Services, Department of | Direct | | 2 R01 GM070862-10A1 | 93.859 | Biomedical Research and Research Training | 327,309 | - |
| Health and Human Services, Department of | Direct | | 2 R01 GM084127 06A1 | 93.859 | Biomedical Research and Research Training | 80,757 | - |
| Health and Human Services, Department of | Direct | | 2 R01 GM095832 05A1 | 93.859 | Biomedical Research and Research Training | 202,924 | - |
| Health and Human Services, Department of | Direct | | 2 R01GM07383611-A1 | 93.859 | Biomedical Research and Research Training | 111,011 | - |
| Health and Human Services, Department of | Direct | | 2R01GM06235714A1 | 93.859 | Biomedical Research and Research Training | 273,783 | - |
| Health and Human Services, Department of | Direct | | 4 R00 GM111767-03 | 93.859 | Biomedical Research and Research Training | 63,988 | - |
| Health and Human Services, Department of | Direct | | 4 R01 GM049500-18 | 93.859 | Biomedical Research and Research Training | 26,913 | - |
| Health and Human Services, Department of | Direct | | 4 R01 GM083241-08 | 93.859 | Biomedical Research and Research Training | 63,261 | 9,419 |
| Health and Human Services, Department of | Direct | | 4 R01 GM097117-05 | 93.859 | Biomedical Research and Research Training | 39,536 | - |
| Health and Human Services, Department of | Direct | | 4 R01 GM099513-04 | 93.859 | Biomedical Research and Research Training | 138,147 | - |
| Health and Human Services, Department of | Direct | | 4 R01 GM099549-04 | 93.859 | Biomedical Research and Research Training | 55,843 | 11,348 |
| Health and Human Services, Department of | Direct | | 4 R01 GM101171-05 | 93.859 | Biomedical Research and Research Training | 80,181 | - |
| Health and Human Services, Department of | Direct | | 4 R01 GM101189-04 | 93.859 | Biomedical Research and Research Training | 14,058 | - |
| Health and Human Services, Department of | Direct | | 4 R01 GM102279-04 | 93.859 | Biomedical Research and Research Training | 36,401 | 11,375 |
| Health and Human Services, Department of | Direct | | 4 R01 GM102829-04 | 93.859 | Biomedical Research and Research Training | 111,148 | 62,881 |
| Health and Human Services, Department of | Direct | | 4 R01 GM103961-04 | 93.859 | Biomedical Research and Research Training | 16,538 | 7,085 |
| Health and Human Services, Department of | Direct | | 4 R01 GM105942-04 | 93.859 | Biomedical Research and Research Training | 8,901 | - |
| Health and Human Services, Department of | Direct | | 4 R01 GM105948-04 | 93.859 | Biomedical Research and Research Training | 158,084 | - |
| Health and Human Services, Department of | Direct | | 4 R01 GM108022-09 | 93.859 | Biomedical Research and Research Training | 31,377 | - |
| Health and Human Services, Department of | Direct | | 4 R25 GM058641-16 | 93.859 | Biomedical Research and Research Training | 17,717 | - |
| Health and Human Services, Department of | Direct | | 4 R25 GM086262-08 | 93.859 | Biomedical Research and Research Training | 144,299 | - |
| Health and Human Services, Department of | Direct | | 4 R37 GM039451-30 | 93.859 | Biomedical Research and Research Training | 225,825 | - |
| Health and Human Services, Department of | Direct | | 5 R01 GM105920-03 | 93.859 | Biomedical Research and Research Training | 542,166 | - |
| Health and Human Services, Department of | Direct | | 5 R01 GM111486-02 | 93.859 | Biomedical Research and Research Training | 180,232 | - |
| Health and Human Services, Department of | Direct | | 5 F31 GM112470-02 | 93.859 | Biomedical Research and Research Training | 37,264 | - |
| Health and Human Services, Department of | Direct | | 5 F31 GM113561-02 | 93.859 | Biomedical Research and Research Training | 36,743 | - |
| Health and Human Services, Department of | Direct | | 5 F31 GM116619-02 | 93.859 | Biomedical Research and Research Training | 32,038 | - |
| Health and Human Services, Department of | Direct | | 5 F32 GM100685 -02 | 93.859 | Biomedical Research and Research Training | (4,563) | - |
| Health and Human Services, Department of | Direct | | 5 F32 GM109479-02 | 93.859 | Biomedical Research and Research Training | (1,866) | - |
| Health and Human Services, Department of | Direct | | 5 F32 GM109771-02 | 93.859 | Biomedical Research and Research Training | 32,606 | - |
| Health and Human Services, Department of | Direct | | 5 F32 GM111095-03 | 93.859 | Biomedical Research and Research Training | 51,790 | - |
| Health and Human Services, Department of | Direct | | 5 F32 GM113297-02 | 93.859 | Biomedical Research and Research Training | 51,631 | - |
| Health and Human Services, Department of | Direct | | 5 F32 GM113405-02 | 93.859 | Biomedical Research and Research Training | 49,777 | - |
| Health and Human Services, Department of | Direct | | 5 K08 GM109105-02 | 93.859 | Biomedical Research and Research Training | 150,225 | - |
| Health and Human Services, Department of | Direct | | 5 K08-GM115859-02 | 93.859 | Biomedical Research and Research Training | 167,015 | - |
| Health and Human Services, Department of | Direct | | 5 K23 GM104354-02 | 93.859 | Biomedical Research and Research Training | 174,188 | - |
| Health and Human Services, Department of | Direct | | 5 P50 GM094503-06 | 93.859 | Biomedical Research and Research Training | 1,861,874 | 1,207,358 |
| Health and Human Services, Department of | Direct | | 5 P50 GM103297-04 | 93.859 | Biomedical Research and Research Training | 4,438,138 | 3,377,856 |
| Health and Human Services, Department of | Direct | | 5 R00 GM089765-05 | 93.859 | Biomedical Research and Research Training | (11,635) | - |
| Health and Human Services, Department of | Direct | | 5 R00 GM097033-04 | 93.859 | Biomedical Research and Research Training | 243,318 | - |
| Health and Human Services, Department of | Direct | | 5 R01 GM024872-38 | 93.859 | Biomedical Research and Research Training | 355,557 | - |
| Health and Human Services, Department of | Direct | | 5 R01 GM037554-26 | 93.859 | Biomedical Research and Research Training | (1,180) | - |
| Health and Human Services, Department of | Direct | | 5 R01 GM049500-17 | 93.859 | Biomedical Research and Research Training | 200,883 | - |
| Health and Human Services, Department of | Direct | | 5 R01 GM053396-27 | 93.859 | Biomedical Research and Research Training | 860,415 | - |
| Health and Human Services, Department of | Direct | | 5 R01 GM055387-17 | 93.859 | Biomedical Research and Research Training | 39,005 | (595) |
| Health and Human Services, Department of | Direct | | 5 R01 GM057014-18 | 93.859 | Biomedical Research and Research Training | 133,258 | - |
| Health and Human Services, Department of | Direct | | 5 R01 GM060518-13 | 93.859 | Biomedical Research and Research Training | (27,640) | - |
| Health and Human Services, Department of | Direct | | 5 R01 GM062357-13 | 93.859 | Biomedical Research and Research Training | 88,397 | 27,051 |

University of Michigan
Schedule of Expenditures of Federal Awards
For the Year Ended June 30, 2016

| Cluster Title/Federal Grantor/Program | Type | Pass-Through Grantor | Award Identifier | CFDA Number | CFDA Program Title | Federal Expenditures | Subrecipient |
|--|--------|----------------------|---------------------|-------------|---|----------------------|--------------|
| Health and Human Services, Department of | Direct | | 5 R01 GM065330-11 | 93.859 | Biomedical Research and Research Training | 389,840 | - |
| Health and Human Services, Department of | Direct | | 5 R01 GM068848-12 | 93.859 | Biomedical Research and Research Training | (1,725) | - |
| Health and Human Services, Department of | Direct | | 5 R01 GM069438-09 | 93.859 | Biomedical Research and Research Training | 359,434 | 205,818 |
| Health and Human Services, Department of | Direct | | 5 R01 GM072006-09 | 93.859 | Biomedical Research and Research Training | 61,802 | - |
| Health and Human Services, Department of | Direct | | 5 R01 GM073836-10 | 93.859 | Biomedical Research and Research Training | 162,897 | - |
| Health and Human Services, Department of | Direct | | 5 R01 GM076177-08 | 93.859 | Biomedical Research and Research Training | 277,946 | 174,034 |
| Health and Human Services, Department of | Direct | | 5 R01 GM076477-08 | 93.859 | Biomedical Research and Research Training | (2,539) | - |
| Health and Human Services, Department of | Direct | | 5 R01 GM076477-10 | 93.859 | Biomedical Research and Research Training | 375,020 | - |
| Health and Human Services, Department of | Direct | | 5 R01 GM077430-11 | 93.859 | Biomedical Research and Research Training | 781,887 | - |
| Health and Human Services, Department of | Direct | | 5 R01 GM078200-11 | 93.859 | Biomedical Research and Research Training | 614,302 | - |
| Health and Human Services, Department of | Direct | | 5 R01 GM078553-08 | 93.859 | Biomedical Research and Research Training | 208,547 | 35,036 |
| Health and Human Services, Department of | Direct | | 5 R01 GM079533-09 | 93.859 | Biomedical Research and Research Training | 258,991 | - |
| Health and Human Services, Department of | Direct | | 5 R01 GM081702-06 | 93.859 | Biomedical Research and Research Training | 275,260 | - |
| Health and Human Services, Department of | Direct | | 5 R01 GM082856-08 | 93.859 | Biomedical Research and Research Training | 491,505 | - |
| Health and Human Services, Department of | Direct | | 5 R01 GM083107-09 | 93.859 | Biomedical Research and Research Training | 244,814 | - |
| Health and Human Services, Department of | Direct | | 5 R01 GM083241-07 | 93.859 | Biomedical Research and Research Training | 219,357 | 5,736 |
| Health and Human Services, Department of | Direct | | 5 R01 GM084018-06 | 93.859 | Biomedical Research and Research Training | 236,469 | - |
| Health and Human Services, Department of | Direct | | 5 R01 GM086596-06 | 93.859 | Biomedical Research and Research Training | 325,976 | - |
| Health and Human Services, Department of | Direct | | 5 R01 GM087343-05 | 93.859 | Biomedical Research and Research Training | 58,065 | - |
| Health and Human Services, Department of | Direct | | 5 R01 GM087364-05 | 93.859 | Biomedical Research and Research Training | 51,001 | - |
| Health and Human Services, Department of | Direct | | 5 R01 GM089736-05 | 93.859 | Biomedical Research and Research Training | 123,937 | - |
| Health and Human Services, Department of | Direct | | 5 R01 GM092741-06 | 93.859 | Biomedical Research and Research Training | 371,503 | - |
| Health and Human Services, Department of | Direct | | 5 R01 GM093088-06 | 93.859 | Biomedical Research and Research Training | 301,336 | - |
| Health and Human Services, Department of | Direct | | 5 R01 GM093173-04 | 93.859 | Biomedical Research and Research Training | 4,310 | - |
| Health and Human Services, Department of | Direct | | 5 R01 GM094231-04 | 93.859 | Biomedical Research and Research Training | (1,982) | - |
| Health and Human Services, Department of | Direct | | 5 R01 GM09423105-06 | 93.859 | Biomedical Research and Research Training | 296,698 | - |
| Health and Human Services, Department of | Direct | | 5 R01 GM095769-04 | 93.859 | Biomedical Research and Research Training | (304) | - |
| Health and Human Services, Department of | Direct | | 5 R01 GM095832-04 | 93.859 | Biomedical Research and Research Training | 16,860 | - |
| Health and Human Services, Department of | Direct | | 5 R01 GM096040-04 | 93.859 | Biomedical Research and Research Training | 111,312 | 11,728 |
| Health and Human Services, Department of | Direct | | 5 R01 GM096129-06 | 93.859 | Biomedical Research and Research Training | 161,552 | - |
| Health and Human Services, Department of | Direct | | 5 R01 GM096194-04 | 93.859 | Biomedical Research and Research Training | 4,513 | - |
| Health and Human Services, Department of | Direct | | 5 R01 GM097117-04 | 93.859 | Biomedical Research and Research Training | 277,610 | - |
| Health and Human Services, Department of | Direct | | 5 R01 GM097220-05 | 93.859 | Biomedical Research and Research Training | 360,256 | 84,499 |
| Health and Human Services, Department of | Direct | | 5 R01 GM098023-04 | 93.859 | Biomedical Research and Research Training | 94,527 | 9,406 |
| Health and Human Services, Department of | Direct | | 5 R01 GM098314-04 | 93.859 | Biomedical Research and Research Training | 94,580 | - |
| Health and Human Services, Department of | Direct | | 5 R01 GM098578-04 | 93.859 | Biomedical Research and Research Training | 179,599 | - |
| Health and Human Services, Department of | Direct | | 5 R01 GM099143-05 | 93.859 | Biomedical Research and Research Training | 238,460 | 25,438 |
| Health and Human Services, Department of | Direct | | 5 R01 GM099513-03 | 93.859 | Biomedical Research and Research Training | 217,235 | - |
| Health and Human Services, Department of | Direct | | 5 R01 GM099514-04 | 93.859 | Biomedical Research and Research Training | 383,975 | - |
| Health and Human Services, Department of | Direct | | 5 R01 GM099549-03 | 93.859 | Biomedical Research and Research Training | 192,223 | 60,015 |
| Health and Human Services, Department of | Direct | | 5 R01 GM101171-04 | 93.859 | Biomedical Research and Research Training | 149,531 | - |
| Health and Human Services, Department of | Direct | | 5 R01 GM101189-03 | 93.859 | Biomedical Research and Research Training | 263,083 | - |
| Health and Human Services, Department of | Direct | | 5 R01 GM102279-03 | 93.859 | Biomedical Research and Research Training | 180,669 | 74,181 |
| Health and Human Services, Department of | Direct | | 5 R01 GM103232-03 | 93.859 | Biomedical Research and Research Training | 215,265 | - |
| Health and Human Services, Department of | Direct | | 5 R01 GM103894-05 | 93.859 | Biomedical Research and Research Training | 229,947 | 124,684 |
| Health and Human Services, Department of | Direct | | 5 R01 GM103961-03 | 93.859 | Biomedical Research and Research Training | 206,200 | 79,589 |
| Health and Human Services, Department of | Direct | | 5 R01 GM105646-02 | 93.859 | Biomedical Research and Research Training | 9,123 | - |
| Health and Human Services, Department of | Direct | | 5 R01 GM105671-05 | 93.859 | Biomedical Research and Research Training | 407,657 | 44,932 |
| Health and Human Services, Department of | Direct | | 5 R01 GM105707-03 | 93.859 | Biomedical Research and Research Training | 129,588 | - |
| Health and Human Services, Department of | Direct | | 5 R01 GM105942-03 | 93.859 | Biomedical Research and Research Training | 331,888 | 24,396 |
| Health and Human Services, Department of | Direct | | 5 R01 GM105948-03 | 93.859 | Biomedical Research and Research Training | 156,766 | - |
| Health and Human Services, Department of | Direct | | 5 R01 GM107146-02 | 93.859 | Biomedical Research and Research Training | 490,090 | - |
| Health and Human Services, Department of | Direct | | 5 R01 GM107148-03 | 93.859 | Biomedical Research and Research Training | 274,904 | - |
| Health and Human Services, Department of | Direct | | 5 R01 GM107233-03 | 93.859 | Biomedical Research and Research Training | 201,215 | - |
| Health and Human Services, Department of | Direct | | 5 R01 GM108022-08 | 93.859 | Biomedical Research and Research Training | 233,095 | - |
| Health and Human Services, Department of | Direct | | 5 R01 GM108468-02 | 93.859 | Biomedical Research and Research Training | 167,085 | - |
| Health and Human Services, Department of | Direct | | 5 R01 GM109896-03 | 93.859 | Biomedical Research and Research Training | 205,662 | 17,537 |
| Health and Human Services, Department of | Direct | | 5 R01 GM110019-02 | 93.859 | Biomedical Research and Research Training | 289,148 | 8,209 |
| Health and Human Services, Department of | Direct | | 5 R01 GM110052-03 | 93.859 | Biomedical Research and Research Training | 322,938 | - |
| Health and Human Services, Department of | Direct | | 5 R01 GM110215-02 | 93.859 | Biomedical Research and Research Training | 342,868 | 81,706 |
| Health and Human Services, Department of | Direct | | 5 R01 GM110289-03 | 93.859 | Biomedical Research and Research Training | 388,623 | - |
| Health and Human Services, Department of | Direct | | 5 R01 GM11129302 | 93.859 | Biomedical Research and Research Training | 340,400 | - |
| Health and Human Services, Department of | Direct | | 5 R01 GM111305-02 | 93.859 | Biomedical Research and Research Training | 273,114 | - |
| Health and Human Services, Department of | Direct | | 5 R01 GM112455-03 | 93.859 | Biomedical Research and Research Training | 312,056 | - |
| Health and Human Services, Department of | Direct | | 5 R01 GM112786-02 | 93.859 | Biomedical Research and Research Training | 188,647 | - |
| Health and Human Services, Department of | Direct | | 5 R01 GM112794-02 | 93.859 | Biomedical Research and Research Training | 145,081 | - |
| Health and Human Services, Department of | Direct | | 5 R01 GM112799-02 | 93.859 | Biomedical Research and Research Training | 294,365 | - |
| Health and Human Services, Department of | Direct | | 5 R01 GM113722-02 | 93.859 | Biomedical Research and Research Training | 369,315 | - |
| Health and Human Services, Department of | Direct | | 5 R01 GM115481-02 | 93.859 | Biomedical Research and Research Training | 345,194 | - |
| Health and Human Services, Department of | Direct | | 5 R01 GM115601-02 | 93.859 | Biomedical Research and Research Training | 484,523 | - |
| Health and Human Services, Department of | Direct | | 5 R01 GM116582-02 | 93.859 | Biomedical Research and Research Training | 557,022 | - |
| Health and Human Services, Department of | Direct | | 5 R01-GM040602-28 | 93.859 | Biomedical Research and Research Training | 385,657 | - |
| Health and Human Services, Department of | Direct | | 5 R01-GM065318-13 | 93.859 | Biomedical Research and Research Training | 245,816 | - |
| Health and Human Services, Department of | Direct | | 5 R01GM098350-05 | 93.859 | Biomedical Research and Research Training | 179,352 | - |
| Health and Human Services, Department of | Direct | | 5 R01GM106180-03 | 93.859 | Biomedical Research and Research Training | 303,505 | - |
| Health and Human Services, Department of | Direct | | 5 R01-GM108826-03 | 93.859 | Biomedical Research and Research Training | 466,034 | - |
| Health and Human Services, Department of | Direct | | 5 R01GM111476-03 | 93.859 | Biomedical Research and Research Training | 420,494 | - |
| Health and Human Services, Department of | Direct | | 5 R21 GM101719-2 | 93.859 | Biomedical Research and Research Training | (5,157) | (5,157) |

University of Michigan
Schedule of Expenditures of Federal Awards
For the Year Ended June 30, 2016

| Cluster Title/Federal Grantor/Program | Type | Pass-Through Grantor | Award Identifier | CFDA Number | CFDA Program Title | Federal Expenditures | Subrecipient |
|--|--------------|--|-------------------------------|-------------|--|----------------------|---------------------|
| Health and Human Services, Department of | Direct | | 5 R21 GM114852-02 | 93.859 | Biomedical Research and Research Training | 235,101 | - |
| Health and Human Services, Department of | Direct | | 5 R25 GM058641-15 | 93.859 | Biomedical Research and Research Training | 352,747 | - |
| Health and Human Services, Department of | Direct | | 5 R25 GM086262-07 | 93.859 | Biomedical Research and Research Training | 308,367 | - |
| Health and Human Services, Department of | Direct | | 5 R25-GM089637-06 | 93.859 | Biomedical Research and Research Training | 471,115 | 267,538 |
| Health and Human Services, Department of | Direct | | 5 R37 GM039451-29 | 93.859 | Biomedical Research and Research Training | 213,385 | - |
| Health and Human Services, Department of | Direct | | 5 R37 GM062261-17 | 93.859 | Biomedical Research and Research Training | 429,503 | - |
| Health and Human Services, Department of | Direct | | 5 U01 GM110712-03 | 93.859 | Biomedical Research and Research Training | 758,308 | - |
| Health and Human Services, Department of | Direct | | 7 R01 GM056398-17 | 93.859 | Biomedical Research and Research Training | 212,996 | - |
| Health and Human Services, Department of | Direct | | 9 R01 GM103695-08 | 93.859 | Biomedical Research and Research Training | 332,700 | 66,446 |
| Health and Human Services, Department of | Direct | | T32 GM007315 | 93.859 | Biomedical Research and Research Training | 589,461 | - |
| Health and Human Services, Department of | Direct | | T32 GM007544 | 93.859 | Biomedical Research and Research Training | 487,410 | - |
| Health and Human Services, Department of | Direct | | T32 GM007767 | 93.859 | Biomedical Research and Research Training | (84,421) | - |
| Health and Human Services, Department of | Direct | | T32 GM007767 | 93.859 | Biomedical Research and Research Training | 468,368 | - |
| Health and Human Services, Department of | Direct | | T32 GM007863 | 93.859 | Biomedical Research and Research Training | (673,844) | - |
| Health and Human Services, Department of | Direct | | T32 GM007863 | 93.859 | Biomedical Research and Research Training | 1,763,945 | - |
| Health and Human Services, Department of | Direct | | T32 GM008322 | 93.859 | Biomedical Research and Research Training | 257,631 | - |
| Health and Human Services, Department of | Direct | | T32 GM008353 | 93.859 | Biomedical Research and Research Training | 377,458 | - |
| Health and Human Services, Department of | Direct | | T32 GM008597 | 93.859 | Biomedical Research and Research Training | 287,109 | - |
| Health and Human Services, Department of | Direct | | T32 GM008616 | 93.859 | Biomedical Research and Research Training | 61,130 | - |
| Health and Human Services, Department of | Direct | | T32 GM070449 | 93.859 | Biomedical Research and Research Training | 108,493 | - |
| Health and Human Services, Department of | Direct | | T32 GM103730 | 93.859 | Biomedical Research and Research Training | 117,362 | - |
| Health and Human Services, Department of | Pass-Through | Emory University | T484630 | 93.859 | Biomedical Research and Research Training | 88,399 | - |
| Health and Human Services, Department of | Pass-Through | Hutchinson, Fred, Cancer Research Center | 0000815003/Project 215916 | 93.859 | Biomedical Research and Research Training | 129,046 | - |
| Health and Human Services, Department of | Pass-Through | Hutchinson, Fred, Cancer Research Center | 0000815018/Project 215917 | 93.859 | Biomedical Research and Research Training | 23,387 | - |
| Health and Human Services, Department of | Pass-Through | Hutchinson, Fred, Cancer Research Center | 0000815339/Project 215920 | 93.859 | Biomedical Research and Research Training | 116,436 | - |
| Health and Human Services, Department of | Pass-Through | Li-Cor, Inc | Roundtable Research Agreement | 93.859 | Biomedical Research and Research Training | 66,821 | - |
| Health and Human Services, Department of | Pass-Through | Long Island University | 1736GM10200001 | 93.859 | Biomedical Research and Research Training | 10,108 | - |
| Health and Human Services, Department of | Pass-Through | Long Island University | Research Subaward | 93.859 | Biomedical Research and Research Training | 64,812 | - |
| Health and Human Services, Department of | Pass-Through | Michigan State University | RC103221UM | 93.859 | Biomedical Research and Research Training | 17,561 | - |
| Health and Human Services, Department of | Pass-Through | Michigan State University | RC105133UM | 93.859 | Biomedical Research and Research Training | 112,632 | - |
| Health and Human Services, Department of | Pass-Through | Ohio State University, The | 60048848 | 93.859 | Biomedical Research and Research Training | 36,856 | - |
| Health and Human Services, Department of | Pass-Through | Pennsylvania State University | UMI GM094526 | 93.859 | Biomedical Research and Research Training | 109,783 | - |
| Health and Human Services, Department of | Pass-Through | Stanford University | 60156510-39087-B | 93.859 | Biomedical Research and Research Training | (28,215) | - |
| Health and Human Services, Department of | Pass-Through | Stanford University | 60423373-108979-B | 93.859 | Biomedical Research and Research Training | 10 | - |
| Health and Human Services, Department of | Pass-Through | University of California - San Francisco | 7834sc | 93.859 | Biomedical Research and Research Training | 47,407 | - |
| Health and Human Services, Department of | Pass-Through | University of Chicago | FP043359-M | 93.859 | Biomedical Research and Research Training | 81,390 | - |
| Health and Human Services, Department of | Pass-Through | University of Chicago | FP056334 | 93.859 | Biomedical Research and Research Training | 28,114 | - |
| Health and Human Services, Department of | Pass-Through | University of Georgia | RR551-603/S000389 | 93.859 | Biomedical Research and Research Training | 162,266 | - |
| Health and Human Services, Department of | Pass-Through | University of Illinois-Urbana-Champaign | 2012-05394-03 (AA935) | 93.859 | Biomedical Research and Research Training | 3,792 | - |
| Health and Human Services, Department of | Pass-Through | University of Kentucky Research Foundation | 3048112251-15-165 | 93.859 | Biomedical Research and Research Training | 438,011 | - |
| Health and Human Services, Department of | Pass-Through | University of Maryland, The | 0000015164 | 93.859 | Biomedical Research and Research Training | 219,220 | - |
| Health and Human Services, Department of | Pass-Through | University of Massachusetts | WA00280878/RFS2014121 | 93.859 | Biomedical Research and Research Training | 7,914 | - |
| Health and Human Services, Department of | Pass-Through | University of Minnesota | N005564001 | 93.859 | Biomedical Research and Research Training | 31,773 | - |
| Health and Human Services, Department of | Pass-Through | University of Rochester | 415910-G, UR#5-26394 | 93.859 | Biomedical Research and Research Training | 23,000 | - |
| Health and Human Services, Department of | Pass-Through | Wayne State University | WSU15015 | 93.859 | Biomedical Research and Research Training | 41,729 | - |
| | | | | | | \$ 41,887,706 | \$ 6,206,955 |
| Health and Human Services, Department of | Direct | | 1 F30 HD085721-01 | 93.865 | Child Health and Human Development Extramural Research | 28,463 | - |
| Health and Human Services, Department of | Direct | | 1 F31 HD079227-02 | 93.865 | Child Health and Human Development Extramural Research | 37,118 | - |
| Health and Human Services, Department of | Direct | | 1 F31 HD080280-02 | 93.865 | Child Health and Human Development Extramural Research | 32,699 | - |
| Health and Human Services, Department of | Direct | | 1 F32 HD085684-01 | 93.865 | Child Health and Human Development Extramural Research | 45,155 | - |
| Health and Human Services, Department of | Direct | | 1 K23 HD083527-01A1 | 93.865 | Child Health and Human Development Extramural Research | 45,374 | - |
| Health and Human Services, Department of | Direct | | 1 R01 HD074603-03 | 93.865 | Child Health and Human Development Extramural Research | 74,999 | 64,996 |
| Health and Human Services, Department of | Direct | | 1 R01 HD075806-03 | 93.865 | Child Health and Human Development Extramural Research | 747,153 | 21,350 |
| Health and Human Services, Department of | Direct | | 1 R01 HD0811290-01A1 | 93.865 | Child Health and Human Development Extramural Research | 106,301 | - |
| Health and Human Services, Department of | Direct | | 1 R01 HD084652-01A1 | 93.865 | Child Health and Human Development Extramural Research | 14,678 | - |
| Health and Human Services, Department of | Direct | | 1 R03 HD077051-02 | 93.865 | Child Health and Human Development Extramural Research | 27,815 | - |
| Health and Human Services, Department of | Direct | | 1 R03 HD08365602 | 93.865 | Child Health and Human Development Extramural Research | 73,531 | - |
| Health and Human Services, Department of | Direct | | 1 R03 HD084708-01A1 | 93.865 | Child Health and Human Development Extramural Research | 15,613 | - |
| Health and Human Services, Department of | Direct | | 1 R03 HD086430-01 | 93.865 | Child Health and Human Development Extramural Research | 34,445 | - |
| Health and Human Services, Department of | Direct | | 1 R03 HD087520-01 | 93.865 | Child Health and Human Development Extramural Research | 9,330 | - |
| Health and Human Services, Department of | Direct | | 1 R03HD087422-01 | 93.865 | Child Health and Human Development Extramural Research | 2,755 | - |
| Health and Human Services, Department of | Direct | | 1 R21 HD076370-02 | 93.865 | Child Health and Human Development Extramural Research | 169,430 | 125,692 |
| Health and Human Services, Department of | Direct | | 1 R21 HD079908-02 | 93.865 | Child Health and Human Development Extramural Research | 120,348 | - |
| Health and Human Services, Department of | Direct | | 1 R21 HD086696-01 | 93.865 | Child Health and Human Development Extramural Research | 91,603 | - |
| Health and Human Services, Department of | Direct | | 1 R21 HD087881-01 | 93.865 | Child Health and Human Development Extramural Research | 9,704 | - |
| Health and Human Services, Department of | Direct | | 1 R25 HD083146-01 | 93.865 | Child Health and Human Development Extramural Research | 77,701 | - |
| Health and Human Services, Department of | Direct | | 1 R56 HD085284-01A1 | 93.865 | Child Health and Human Development Extramural Research | 172,669 | 13,766 |
| Health and Human Services, Department of | Direct | | 1 UH2 HD08797901-02 | 93.865 | Child Health and Human Development Extramural Research | 205,035 | - |
| Health and Human Services, Department of | Direct | | 1R03HD07597902 | 93.865 | Child Health and Human Development Extramural Research | 29,304 | - |
| Health and Human Services, Department of | Direct | | 2 R01 HD033487-18 | 93.865 | Child Health and Human Development Extramural Research | 461,425 | 332,748 |
| Health and Human Services, Department of | Direct | | 2 R01 HD069609-06 | 93.865 | Child Health and Human Development Extramural Research | 334,916 | - |
| Health and Human Services, Department of | Direct | | 2 UG1 HD063106-06 | 93.865 | Child Health and Human Development Extramural Research | 15,550 | - |
| Health and Human Services, Department of | Direct | | 4 K12 HD028820-24 | 93.865 | Child Health and Human Development Extramural Research | 262,510 | - |
| Health and Human Services, Department of | Direct | | 4 K23 HD070913-05 | 93.865 | Child Health and Human Development Extramural Research | 33,424 | - |
| Health and Human Services, Department of | Direct | | 4 P50 HD044406-15 | 93.865 | Child Health and Human Development Extramural Research | 63,806 | - |
| Health and Human Services, Department of | Direct | | 4 R01 HD006656-40 | 93.865 | Child Health and Human Development Extramural Research | 80,713 | - |

University of Michigan
Schedule of Expenditures of Federal Awards
For the Year Ended June 30, 2016

| Cluster Title/Federal Grantor/Program | Type | Pass-Through Grantor | Award Identifier | CFDA Number | CFDA Program Title | Federal Expenditures | Subrecipient |
|--|--------|----------------------|-------------------|-------------|--|----------------------|--------------|
| Health and Human Services, Department of | Direct | | 4 R01 HD015434-33 | 93.865 | Child Health and Human Development Extramural Research | 94,398 | - |
| Health and Human Services, Department of | Direct | | 4 R01 HD030428-24 | 93.865 | Child Health and Human Development Extramural Research | 256,460 | - |
| Health and Human Services, Department of | Direct | | 4 R01 HD034283-20 | 93.865 | Child Health and Human Development Extramural Research | 210,256 | - |
| Health and Human Services, Department of | Direct | | 4 R01 HD034860-20 | 93.865 | Child Health and Human Development Extramural Research | 32,832 | - |
| Health and Human Services, Department of | Direct | | 4 R01 HD041469-15 | 93.865 | Child Health and Human Development Extramural Research | 103,344 | - |
| Health and Human Services, Department of | Direct | | 4 R01 HD067184-04 | 93.865 | Child Health and Human Development Extramural Research | 159,281 | - |
| Health and Human Services, Department of | Direct | | 4 R01 HD069702-06 | 93.865 | Child Health and Human Development Extramural Research | 539,871 | - |
| Health and Human Services, Department of | Direct | | 4 R01 HD070950-05 | 93.865 | Child Health and Human Development Extramural Research | 6,007 | - |
| Health and Human Services, Department of | Direct | | 4 R01 HD072493-05 | 93.865 | Child Health and Human Development Extramural Research | 399,869 | - |
| Health and Human Services, Department of | Direct | | 4 R24 HD041028-15 | 93.865 | Child Health and Human Development Extramural Research | 659,232 | - |
| Health and Human Services, Department of | Direct | | 5 K01 HD074706-03 | 93.865 | Child Health and Human Development Extramural Research | 109,044 | - |
| Health and Human Services, Department of | Direct | | 5 K01 HD079554-02 | 93.865 | Child Health and Human Development Extramural Research | 140,110 | - |
| Health and Human Services, Department of | Direct | | 5 K08 HD078506-02 | 93.865 | Child Health and Human Development Extramural Research | 125,746 | - |
| Health and Human Services, Department of | Direct | | 5 K12 HD028820-23 | 93.865 | Child Health and Human Development Extramural Research | 152,502 | - |
| Health and Human Services, Department of | Direct | | 5 K12 HD065257-05 | 93.865 | Child Health and Human Development Extramural Research | 14,646 | - |
| Health and Human Services, Department of | Direct | | 5 K12 HD065257-07 | 93.865 | Child Health and Human Development Extramural Research | 153,281 | - |
| Health and Human Services, Department of | Direct | | 5 K23 HD068402-04 | 93.865 | Child Health and Human Development Extramural Research | 34,830 | - |
| Health and Human Services, Department of | Direct | | 5 K23 HD070913-04 | 93.865 | Child Health and Human Development Extramural Research | 173,200 | - |
| Health and Human Services, Department of | Direct | | 5 K23 HD078502-03 | 93.865 | Child Health and Human Development Extramural Research | 137,935 | - |
| Health and Human Services, Department of | Direct | | 5 P01 HD044232-10 | 93.865 | Child Health and Human Development Extramural Research | 731,578 | 192,472 |
| Health and Human Services, Department of | Direct | | 5 P50 HD044406-14 | 93.865 | Child Health and Human Development Extramural Research | 905,523 | 35,726 |
| Health and Human Services, Department of | Direct | | 5 R00 HD064753-05 | 93.865 | Child Health and Human Development Extramural Research | 305,881 | - |
| Health and Human Services, Department of | Direct | | 5 R00 HD069624-04 | 93.865 | Child Health and Human Development Extramural Research | 172,264 | - |
| Health and Human Services, Department of | Direct | | 5 R01 HD006656-39 | 93.865 | Child Health and Human Development Extramural Research | 212,496 | - |
| Health and Human Services, Department of | Direct | | 5 R01 HD015434-32 | 93.865 | Child Health and Human Development Extramural Research | 333,099 | - |
| Health and Human Services, Department of | Direct | | 5 R01 HD030428-23 | 93.865 | Child Health and Human Development Extramural Research | 156,476 | - |
| Health and Human Services, Department of | Direct | | 5 R01 HD034283-19 | 93.865 | Child Health and Human Development Extramural Research | 235,801 | - |
| Health and Human Services, Department of | Direct | | 5 R01 HD034860-19 | 93.865 | Child Health and Human Development Extramural Research | 425,161 | - |
| Health and Human Services, Department of | Direct | | 5 R01 HD038665-15 | 93.865 | Child Health and Human Development Extramural Research | 421,609 | - |
| Health and Human Services, Department of | Direct | | 5 R01 HD041469-14 | 93.865 | Child Health and Human Development Extramural Research | 336,409 | - |
| Health and Human Services, Department of | Direct | | 5 R01 HD047814-08 | 93.865 | Child Health and Human Development Extramural Research | 125,837 | 18,613 |
| Health and Human Services, Department of | Direct | | 5 R01 HD052646-07 | 93.865 | Child Health and Human Development Extramural Research | 892,878 | - |
| Health and Human Services, Department of | Direct | | 5 R01 HD054767-05 | 93.865 | Child Health and Human Development Extramural Research | (2,720) | - |
| Health and Human Services, Department of | Direct | | 5 R01 HD059779-05 | 93.865 | Child Health and Human Development Extramural Research | (3,905) | - |
| Health and Human Services, Department of | Direct | | 5 R01 HD061294-05 | 93.865 | Child Health and Human Development Extramural Research | (3,605) | - |
| Health and Human Services, Department of | Direct | | 5 R01 HD061356-05 | 93.865 | Child Health and Human Development Extramural Research | 346,349 | - |
| Health and Human Services, Department of | Direct | | 5 R01 HD061539-06 | 93.865 | Child Health and Human Development Extramural Research | 2,796 | - |
| Health and Human Services, Department of | Direct | | 5 R01 HD062565-05 | 93.865 | Child Health and Human Development Extramural Research | 514,666 | - |
| Health and Human Services, Department of | Direct | | 5 R01 HD064770-05 | 93.865 | Child Health and Human Development Extramural Research | 321,823 | - |
| Health and Human Services, Department of | Direct | | 5 R01 HD066139-04 | 93.865 | Child Health and Human Development Extramural Research | 45,649 | - |
| Health and Human Services, Department of | Direct | | 5 R01 HD067184-03 | 93.865 | Child Health and Human Development Extramural Research | 180,639 | - |
| Health and Human Services, Department of | Direct | | 5 R01 HD067264-05 | 93.865 | Child Health and Human Development Extramural Research | 386,918 | 124,186 |
| Health and Human Services, Department of | Direct | | 5 R01 HD068298-03 | 93.865 | Child Health and Human Development Extramural Research | 249,570 | - |
| Health and Human Services, Department of | Direct | | 5 R01 HD069179-05 | 93.865 | Child Health and Human Development Extramural Research | 160,018 | - |
| Health and Human Services, Department of | Direct | | 5 R01 HD069702-05 | 93.865 | Child Health and Human Development Extramural Research | (135,607) | - |
| Health and Human Services, Department of | Direct | | 5 R01 HD070950-04 | 93.865 | Child Health and Human Development Extramural Research | 405,578 | 170,784 |
| Health and Human Services, Department of | Direct | | 5 R01 HD072493-04 | 93.865 | Child Health and Human Development Extramural Research | 1,032,956 | - |
| Health and Human Services, Department of | Direct | | 5 R01 HD073475-03 | 93.865 | Child Health and Human Development Extramural Research | 679,928 | - |
| Health and Human Services, Department of | Direct | | 5 R01 HD074559-03 | 93.865 | Child Health and Human Development Extramural Research | 343,956 | - |
| Health and Human Services, Department of | Direct | | 5 R01 HD075655-04 | 93.865 | Child Health and Human Development Extramural Research | 902,678 | 229,513 |
| Health and Human Services, Department of | Direct | | 5 R01 HD076004-03 | 93.865 | Child Health and Human Development Extramural Research | 487,204 | 109,114 |
| Health and Human Services, Department of | Direct | | 5 R01 HD078131-03 | 93.865 | Child Health and Human Development Extramural Research | 599,547 | 25,000 |
| Health and Human Services, Department of | Direct | | 5 R01 HD078397-03 | 93.865 | Child Health and Human Development Extramural Research | 534,822 | 93,523 |
| Health and Human Services, Department of | Direct | | 5 R01 HD079467-03 | 93.865 | Child Health and Human Development Extramural Research | 244,308 | 86,126 |
| Health and Human Services, Department of | Direct | | 5 R01 HD082122-02 | 93.865 | Child Health and Human Development Extramural Research | 149,691 | 27,380 |
| Health and Human Services, Department of | Direct | | 5 R01 HD084163-02 | 93.865 | Child Health and Human Development Extramural Research | 355,809 | - |
| Health and Human Services, Department of | Direct | | 5 R01 HD084526-02 | 93.865 | Child Health and Human Development Extramural Research | 314,985 | - |
| Health and Human Services, Department of | Direct | | 5 R03 HD077909-02 | 93.865 | Child Health and Human Development Extramural Research | 38,566 | 4,320 |
| Health and Human Services, Department of | Direct | | 5 R03HD-080775-02 | 93.865 | Child Health and Human Development Extramural Research | 44,708 | - |
| Health and Human Services, Department of | Direct | | 5 R21 HD072375-02 | 93.865 | Child Health and Human Development Extramural Research | (18,685) | - |
| Health and Human Services, Department of | Direct | | 5 R21 HD073692-02 | 93.865 | Child Health and Human Development Extramural Research | 6,634 | - |
| Health and Human Services, Department of | Direct | | 5 R21 HD077465-02 | 93.865 | Child Health and Human Development Extramural Research | 254,172 | - |
| Health and Human Services, Department of | Direct | | 5 R21 HD078862-02 | 93.865 | Child Health and Human Development Extramural Research | 206,354 | 13,952 |
| Health and Human Services, Department of | Direct | | 5 R21 HD083409-02 | 93.865 | Child Health and Human Development Extramural Research | 182,747 | - |
| Health and Human Services, Department of | Direct | | 5 R24 HD041028-14 | 93.865 | Child Health and Human Development Extramural Research | 429,812 | - |
| Health and Human Services, Department of | Direct | | 5 R25 HD049479-07 | 93.865 | Child Health and Human Development Extramural Research | (3,275) | - |
| Health and Human Services, Department of | Direct | | 5 R25 HD078226-03 | 93.865 | Child Health and Human Development Extramural Research | 175,813 | - |
| Health and Human Services, Department of | Direct | | 5 R25 HD082971-02 | 93.865 | Child Health and Human Development Extramural Research | 170,633 | 124,226 |
| Health and Human Services, Department of | Direct | | 5 R37 HD022149-24 | 93.865 | Child Health and Human Development Extramural Research | 135,885 | - |
| Health and Human Services, Department of | Direct | | 5 U10 HD055936-07 | 93.865 | Child Health and Human Development Extramural Research | 1,891 | - |
| Health and Human Services, Department of | Direct | | 5 U24 HD048404-12 | 93.865 | Child Health and Human Development Extramural Research | 533,488 | - |
| Health and Human Services, Department of | Direct | | 5K12 HD001438 15 | 93.865 | Child Health and Human Development Extramural Research | 13,119 | - |
| Health and Human Services, Department of | Direct | | 5R01 HD069609-05 | 93.865 | Child Health and Human Development Extramural Research | 731,548 | - |

University of Michigan
Schedule of Expenditures of Federal Awards
For the Year Ended June 30, 2016

| Cluster Title/Federal Grantor/Program | Type | Pass-Through Grantor | Award Identifier | CFDA Number | CFDA Program Title | Federal Expenditures | Subrecipient |
|--|--------------|--|--------------------------------|-------------|--|----------------------|---------------------|
| Health and Human Services, Department of | Direct | | 7 K01 HD0071949-05 | 93.865 | Child Health and Human Development Extramural Research | 128,342 | - |
| Health and Human Services, Department of | Direct | | T32 HD007109 | 93.865 | Child Health and Human Development Extramural Research | 350,139 | - |
| Health and Human Services, Department of | Direct | | T32 HD007339 | 93.865 | Child Health and Human Development Extramural Research | 505,197 | - |
| Health and Human Services, Department of | Direct | | T32 HD007339 | 93.865 | Child Health and Human Development Extramural Research | 8,761 | - |
| Health and Human Services, Department of | Direct | | T32 HD007505 | 93.865 | Child Health and Human Development Extramural Research | 341,213 | - |
| Health and Human Services, Department of | Direct | | T32 HD007534 | 93.865 | Child Health and Human Development Extramural Research | 3,418 | - |
| Health and Human Services, Department of | Direct | | T32 HD079342 | 93.865 | Child Health and Human Development Extramural Research | 147,707 | - |
| Health and Human Services, Department of | Direct | | T32 HD079350 | 93.865 | Child Health and Human Development Extramural Research | 105,760 | - |
| Health and Human Services, Department of | Pass-Through | Albert Einstein College of Medicine, Inc., | 310897 | 93.865 | Child Health and Human Development Extramural Research | 52,309 | - |
| Health and Human Services, Department of | Pass-Through | Arizona State University | 14-311; Prime R21 HD073758 | 93.865 | Child Health and Human Development Extramural Research | 78,655 | - |
| Health and Human Services, Department of | Pass-Through | Arizona State University | 16-878 | 93.865 | Child Health and Human Development Extramural Research | 129,862 | - |
| Health and Human Services, Department of | Pass-Through | Bowling Green State University | 10008712-UMICH | 93.865 | Child Health and Human Development Extramural Research | 136,016 | - |
| Health and Human Services, Department of | Pass-Through | Brown University | 00000911 | 93.865 | Child Health and Human Development Extramural Research | 20,409 | - |
| Health and Human Services, Department of | Pass-Through | Butler Hospital | 9156-8179 | 93.865 | Child Health and Human Development Extramural Research | 9,447 | - |
| Health and Human Services, Department of | Pass-Through | Children's Hospital of Philadelphia, The | 3210050618 | 93.865 | Child Health and Human Development Extramural Research | (2,447) | - |
| Health and Human Services, Department of | Pass-Through | Children's Hospital of Philadelphia, The | 3210580717 | 93.865 | Child Health and Human Development Extramural Research | 13,567 | - |
| Health and Human Services, Department of | Pass-Through | Children's Hospital of Philadelphia, The | 3210700317 | 93.865 | Child Health and Human Development Extramural Research | 8,646 | - |
| Health and Human Services, Department of | Pass-Through | Duke University | 2034438 | 93.865 | Child Health and Human Development Extramural Research | 38,789 | - |
| Health and Human Services, Department of | Pass-Through | Emory University | T502357 | 93.865 | Child Health and Human Development Extramural Research | 42,982 | - |
| Health and Human Services, Department of | Pass-Through | Fenway Health | ICPSR176-3 | 93.865 | Child Health and Human Development Extramural Research | (110) | - |
| Health and Human Services, Department of | Pass-Through | Henry Ford Health System | Subcontract MENU Gen Y Stdy | 93.865 | Child Health and Human Development Extramural Research | 25,869 | - |
| Health and Human Services, Department of | Pass-Through | Indiana University | IN4686883UM; PO# 963639 | 93.865 | Child Health and Human Development Extramural Research | 75,807 | - |
| Health and Human Services, Department of | Pass-Through | Intelligent Prosthetic Systems | Roundtable Research Agreement | 93.865 | Child Health and Human Development Extramural Research | 57,771 | - |
| Health and Human Services, Department of | Pass-Through | Johns Hopkins University | JHU Checklist# 5957, Task Orde | 93.865 | Child Health and Human Development Extramural Research | 10,756 | - |
| Health and Human Services, Department of | Pass-Through | Johns Hopkins University | JHU Checklist# 5957, Task Orde | 93.865 | Child Health and Human Development Extramural Research | 9,094 | - |
| Health and Human Services, Department of | Pass-Through | Johns Hopkins University | R01-HD069680/116013 | 93.865 | Child Health and Human Development Extramural Research | 45,829 | - |
| Health and Human Services, Department of | Pass-Through | Johns Hopkins University | R01-HD069680/116026 | 93.865 | Child Health and Human Development Extramural Research | 45,092 | - |
| Health and Human Services, Department of | Pass-Through | Michigan Public Health Institute | K-30206-116-5042004 | 93.865 | Child Health and Human Development Extramural Research | 18,265 | - |
| Health and Human Services, Department of | Pass-Through | Michigan State University | RC100246UMI | 93.865 | Child Health and Human Development Extramural Research | 20,606 | - |
| Health and Human Services, Department of | Pass-Through | Northwestern University | 60032241 UM | 93.865 | Child Health and Human Development Extramural Research | 46,263 | - |
| Health and Human Services, Department of | Pass-Through | Pennsylvania State University | 4245-UM-DHHS-0709 | 93.865 | Child Health and Human Development Extramural Research | 23,620 | - |
| Health and Human Services, Department of | Pass-Through | Princeton University | SUB0000060 | 93.865 | Child Health and Human Development Extramural Research | 68,080 | - |
| Health and Human Services, Department of | Pass-Through | Princeton University | SUB0000113 | 93.865 | Child Health and Human Development Extramural Research | 38,857 | - |
| Health and Human Services, Department of | Pass-Through | RAND Corporation | 9920150080 | 93.865 | Child Health and Human Development Extramural Research | 68,889 | - |
| Health and Human Services, Department of | Pass-Through | Sonetics Ultrasound, Inc. | Fixed Price Research Agreement | 93.865 | Child Health and Human Development Extramural Research | (2,382) | - |
| Health and Human Services, Department of | Pass-Through | Temple University | 252272-UMICH | 93.865 | Child Health and Human Development Extramural Research | 1,535 | - |
| Health and Human Services, Department of | Pass-Through | Tulane University | TUL-HSC-553816-15/16 | 93.865 | Child Health and Human Development Extramural Research | 20,125 | - |
| Health and Human Services, Department of | Pass-Through | Tulane University | TUL-HSC-566-14/15 | 93.865 | Child Health and Human Development Extramural Research | 1,127 | - |
| Health and Human Services, Department of | Pass-Through | University of Alabama | 000388010-046 | 93.865 | Child Health and Human Development Extramural Research | 194,825 | - |
| Health and Human Services, Department of | Pass-Through | University of California - Los Angeles | 1215 G PA206 | 93.865 | Child Health and Human Development Extramural Research | 125,295 | - |
| Health and Human Services, Department of | Pass-Through | University of California - Los Angeles | 1440 G PB 906 | 93.865 | Child Health and Human Development Extramural Research | 285,543 | - |
| Health and Human Services, Department of | Pass-Through | University of California - Los Angeles | 1920 G RA109 | 93.865 | Child Health and Human Development Extramural Research | 31,739 | - |
| Health and Human Services, Department of | Pass-Through | University of California - San Francisco | 9172sc | 93.865 | Child Health and Human Development Extramural Research | 4,556 | - |
| Health and Human Services, Department of | Pass-Through | University of California (UCSF) | 2000 G QG873 | 93.865 | Child Health and Human Development Extramural Research | 176,417 | - |
| Health and Human Services, Department of | Pass-Through | University of California-San Diego | 79906255 | 93.865 | Child Health and Human Development Extramural Research | 95,130 | - |
| Health and Human Services, Department of | Pass-Through | University of Chicago | FP053700-B | 93.865 | Child Health and Human Development Extramural Research | 1,680,365 | - |
| Health and Human Services, Department of | Pass-Through | University of Colorado | FY14.613.006 Proj 2-5-23825 | 93.865 | Child Health and Human Development Extramural Research | 197,583 | - |
| Health and Human Services, Department of | Pass-Through | University of Pennsylvania | 10043249 | 93.865 | Child Health and Human Development Extramural Research | 4,042 | - |
| Health and Human Services, Department of | Pass-Through | University of South Carolina | 14-2538 | 93.865 | Child Health and Human Development Extramural Research | 55,935 | - |
| Health and Human Services, Department of | Pass-Through | University of Texas Medical Branch at Galveston (UTMB) | 16-018 | 93.865 | Child Health and Human Development Extramural Research | 109,128 | - |
| Health and Human Services, Department of | Pass-Through | University of Utah | 10034012-Mich | 93.865 | Child Health and Human Development Extramural Research | 159,581 | - |
| Health and Human Services, Department of | Pass-Through | University of Virginia | GB10015 148247 | 93.865 | Child Health and Human Development Extramural Research | 326,156 | - |
| Health and Human Services, Department of | Pass-Through | Washington University | WU-14-232 | 93.865 | Child Health and Human Development Extramural Research | 7,387 | - |
| Health and Human Services, Department of | Pass-Through | Wayne State University | WSU16017 | 93.865 | Child Health and Human Development Extramural Research | 3,586 | - |
| Health and Human Services, Department of | Pass-Through | Yale University | A07571 (M09A10047) | 93.865 | Child Health and Human Development Extramural Research | (349) | - |
| | | | | | | \$ 29,349,670 | \$ 1,813,487 |
| Health and Human Services, Department of | Direct | | 1 F30 AG050398-01A1 | 93.866 | Aging Research | 8,406 | - |
| Health and Human Services, Department of | Direct | | 1 F32 AG052320-01 | 93.866 | Aging Research | 42,854 | - |
| Health and Human Services, Department of | Direct | | 1 K01 AG050706-01A1 | 93.866 | Aging Research | 27,800 | - |
| Health and Human Services, Department of | Direct | | 1 R01 AG041780- 03 | 93.866 | Aging Research | 490,327 | - |
| Health and Human Services, Department of | Direct | | 1 R01 AG045423-03 | 93.866 | Aging Research | 560,005 | - |
| Health and Human Services, Department of | Direct | | 1 R01 AG049624-02 | 93.866 | Aging Research | 753,484 | - |
| Health and Human Services, Department of | Direct | | 1 R01 AG050523-01A1 | 93.866 | Aging Research | 10,815 | - |
| Health and Human Services, Department of | Direct | | 1 R01 AG050676-01A1 | 93.866 | Aging Research | 31,782 | - |
| Health and Human Services, Department of | Direct | | 1 R01 AG051142-01 | 93.866 | Aging Research | 157,074 | - |
| Health and Human Services, Department of | Direct | | 1 R01 AG051649-01 | 93.866 | Aging Research | 18,891 | - |
| Health and Human Services, Department of | Direct | | 1 R01 AG052934-01 | 93.866 | Aging Research | 34,576 | - |
| Health and Human Services, Department of | Direct | | 1 R03 AG048806-02 | 93.866 | Aging Research | 141,220 | - |
| Health and Human Services, Department of | Direct | | 1 R21 AG046799-02 | 93.866 | Aging Research | 122,592 | - |
| Health and Human Services, Department of | Direct | | 1 R24 AG045061-02 | 93.866 | Aging Research | 262,984 | 74,502 |
| Health and Human Services, Department of | Direct | | 1 R56 AG043402-01A1 | 93.866 | Aging Research | 204,555 | - |
| Health and Human Services, Department of | Direct | | 1 R56 AG048937-01A1 | 93.866 | Aging Research | 122,327 | - |
| Health and Human Services, Department of | Direct | | 1 U13 AG047793-01A1 | 93.866 | Aging Research | 28,500 | - |
| Health and Human Services, Department of | Direct | | 1R03AG04550901 | 93.866 | Aging Research | (4,604) | - |
| Health and Human Services, Department of | Direct | | 2 U01 AG017719 16A1 | 93.866 | Aging Research | 6,896 | - |

University of Michigan
Schedule of Expenditures of Federal Awards
For the Year Ended June 30, 2016

| Cluster Title/Federal Grantor/Program | Type | Pass-Through Grantor | Award Identifier | CFDA Number | CFDA Program Title | Federal Expenditures | Subrecipient |
|--|--------|----------------------|-------------------|-------------|--------------------|----------------------|--------------|
| Health and Human Services, Department of | Direct | | 4 P01 AG029409-09 | 93.866 | Aging Research | 662,777 | 172,203 |
| Health and Human Services, Department of | Direct | | 4 P30 AG015281-20 | 93.866 | Aging Research | 182 | - |
| Health and Human Services, Department of | Direct | | 4 R00 AG045200-03 | 93.866 | Aging Research | 18,671 | - |
| Health and Human Services, Department of | Direct | | 4 R01 AG010026-23 | 93.866 | Aging Research | 164,737 | - |
| Health and Human Services, Department of | Direct | | 4 R01 AG030593-09 | 93.866 | Aging Research | 53,686 | - |
| Health and Human Services, Department of | Direct | | 4 R01 AG041177-05 | 93.866 | Aging Research | 150,922 | - |
| Health and Human Services, Department of | Direct | | 4 R01 AG041780-04 | 93.866 | Aging Research | 29,054 | - |
| Health and Human Services, Department of | Direct | | 4 R01 AG043401-04 | 93.866 | Aging Research | 27,230 | - |
| Health and Human Services, Department of | Direct | | 4 R01 AG045423-04 | 93.866 | Aging Research | 29,713 | - |
| Health and Human Services, Department of | Direct | | 4 R01-AG028516-09 | 93.866 | Aging Research | 19,274 | - |
| Health and Human Services, Department of | Direct | | 4 R01AG045136-04 | 93.866 | Aging Research | 10,387 | - |
| Health and Human Services, Department of | Direct | | 4 U01AG009740-27 | 93.866 | Aging Research | 17,167,916 | 596,543 |
| Health and Human Services, Department of | Direct | | 5 F30 AG048661-02 | 93.866 | Aging Research | 34,405 | - |
| Health and Human Services, Department of | Direct | | 5 F31 AG043266-02 | 93.866 | Aging Research | 3,977 | - |
| Health and Human Services, Department of | Direct | | 5 F31 AG047696-02 | 93.866 | Aging Research | 28,277 | - |
| Health and Human Services, Department of | Direct | | 5 F32 AG049555-02 | 93.866 | Aging Research | 53,656 | - |
| Health and Human Services, Department of | Direct | | 5 K01 AG034232-05 | 93.866 | Aging Research | 99,089 | - |
| Health and Human Services, Department of | Direct | | 5 K01 AG039554-05 | 93.866 | Aging Research | 25,285 | - |
| Health and Human Services, Department of | Direct | | 5 K08 AG031837-05 | 93.866 | Aging Research | 149,047 | - |
| Health and Human Services, Department of | Direct | | 5 k08 AG047252-02 | 93.866 | Aging Research | 81,066 | - |
| Health and Human Services, Department of | Direct | | 5 K08 AG048321-03 | 93.866 | Aging Research | 180,904 | - |
| Health and Human Services, Department of | Direct | | 5 K23 AG038731-05 | 93.866 | Aging Research | 140,177 | - |
| Health and Human Services, Department of | Direct | | 5 K23 AG040278-04 | 93.866 | Aging Research | 191,936 | - |
| Health and Human Services, Department of | Direct | | 5 K24 AG050685-02 | 93.866 | Aging Research | 67,074 | - |
| Health and Human Services, Department of | Direct | | 5 K99 AG046370-02 | 93.866 | Aging Research | 93,927 | - |
| Health and Human Services, Department of | Direct | | 5 P01 AG020591-10 | 93.866 | Aging Research | (86,373) | (2,726) |
| Health and Human Services, Department of | Direct | | 5 P01 AG026571-08 | 93.866 | Aging Research | 260,148 | (31,296) |
| Health and Human Services, Department of | Direct | | 5 P01 AG029409-08 | 93.866 | Aging Research | 838,658 | 251,799 |
| Health and Human Services, Department of | Direct | | 5 P30 AG004590-31 | 93.866 | Aging Research | 637,409 | - |
| Health and Human Services, Department of | Direct | | 5 P30 AG012846-22 | 93.866 | Aging Research | 947,588 | 108,642 |
| Health and Human Services, Department of | Direct | | 5 P30 AG013283-20 | 93.866 | Aging Research | 175,020 | - |
| Health and Human Services, Department of | Direct | | 5 P30 AG024824-10 | 93.866 | Aging Research | 35,135 | 2,658 |
| Health and Human Services, Department of | Direct | | 5 P30 AG024824-12 | 93.866 | Aging Research | 961,745 | 14,964 |
| Health and Human Services, Department of | Direct | | 5 P30AG015281-19 | 93.866 | Aging Research | 829,763 | 434,295 |
| Health and Human Services, Department of | Direct | | 5 R01 AG010026-22 | 93.866 | Aging Research | 379,270 | - |
| Health and Human Services, Department of | Direct | | 5 R01 AG018418-12 | 93.866 | Aging Research | 260,727 | - |
| Health and Human Services, Department of | Direct | | 5 R01 AG019364-10 | 93.866 | Aging Research | 1,201 | - |
| Health and Human Services, Department of | Direct | | 5 R01 AG020628-10 | 93.866 | Aging Research | 132,496 | - |
| Health and Human Services, Department of | Direct | | 5 R01 AG023166-10 | 93.866 | Aging Research | 262,960 | - |
| Health and Human Services, Department of | Direct | | 5 R01 AG030593-08 | 93.866 | Aging Research | 208,187 | - |
| Health and Human Services, Department of | Direct | | 5 R01 AG032298-05 | 93.866 | Aging Research | 2,495 | - |
| Health and Human Services, Department of | Direct | | 5 R01 AG036956-05 | 93.866 | Aging Research | 202,379 | - |
| Health and Human Services, Department of | Direct | | 5 R01 AG039434-04 | 93.866 | Aging Research | 165,413 | - |
| Health and Human Services, Department of | Direct | | 5 R01 AG039474-05 | 93.866 | Aging Research | 735,956 | 59,467 |
| Health and Human Services, Department of | Direct | | 5 R01 AG040138-05 | 93.866 | Aging Research | 588,362 | 168,493 |
| Health and Human Services, Department of | Direct | | 5 R01 AG040213-05 | 93.866 | Aging Research | 2,561,132 | - |
| Health and Human Services, Department of | Direct | | 5 R01 AG040635-04 | 93.866 | Aging Research | 301,989 | - |
| Health and Human Services, Department of | Direct | | 5 R01 AG040787-05 | 93.866 | Aging Research | 377,382 | 241,257 |
| Health and Human Services, Department of | Direct | | 5 R01 AG041177-04 | 93.866 | Aging Research | 101,971 | - |
| Health and Human Services, Department of | Direct | | 5 R01 AG042340-02 | 93.866 | Aging Research | 172,276 | - |
| Health and Human Services, Department of | Direct | | 5 R01 AG042418-03 | 93.866 | Aging Research | 233,188 | 92,490 |
| Health and Human Services, Department of | Direct | | 5 R01 AG043401-03 | 93.866 | Aging Research | 332,599 | 13,198 |
| Health and Human Services, Department of | Direct | | 5 R01 AG047167-02 | 93.866 | Aging Research | 250,284 | 21,409 |
| Health and Human Services, Department of | Direct | | 5 R01 AG047178-02 | 93.866 | Aging Research | 215,391 | 12,084 |
| Health and Human Services, Department of | Direct | | 5 R01 AG047203-02 | 93.866 | Aging Research | 342,575 | 32,694 |
| Health and Human Services, Department of | Direct | | 5 R01 AG047932-02 | 93.866 | Aging Research | 166,321 | - |
| Health and Human Services, Department of | Direct | | 5 R01 AG048072-03 | 93.866 | Aging Research | 340,710 | - |
| Health and Human Services, Department of | Direct | | 5 R01 AG04871-02 | 93.866 | Aging Research | 287,623 | 34,917 |
| Health and Human Services, Department of | Direct | | 5 R01 AG050509-02 | 93.866 | Aging Research | 381,397 | - |
| Health and Human Services, Department of | Direct | | 5 R01 AG051439-02 | 93.866 | Aging Research | 117,255 | - |
| Health and Human Services, Department of | Direct | | 5 R01-AG028516-08 | 93.866 | Aging Research | 200,353 | - |
| Health and Human Services, Department of | Direct | | 5 R01AG045136-03 | 93.866 | Aging Research | 319,597 | - |
| Health and Human Services, Department of | Direct | | 5 R03 AG046389-02 | 93.866 | Aging Research | 86,464 | - |
| Health and Human Services, Department of | Direct | | 5 R03 AG046524-02 | 93.866 | Aging Research | 110,173 | - |
| Health and Human Services, Department of | Direct | | 5 R21 AG043739-03 | 93.866 | Aging Research | 168,845 | 68,365 |
| Health and Human Services, Department of | Direct | | 5 R21 AG044752-02 | 93.866 | Aging Research | 114,818 | 5,090 |
| Health and Human Services, Department of | Direct | | 5 R21 AG045432-02 | 93.866 | Aging Research | 17,981 | - |
| Health and Human Services, Department of | Direct | | 5 R21 AG045460-02 | 93.866 | Aging Research | 109,075 | - |
| Health and Human Services, Department of | Direct | | 5 R21 AG047931-02 | 93.866 | Aging Research | 149,685 | - |
| Health and Human Services, Department of | Direct | | 5 R21 AG048500-02 | 93.866 | Aging Research | 183,630 | 5,061 |
| Health and Human Services, Department of | Direct | | 5 R21 AG050903-02 | 93.866 | Aging Research | 222,097 | - |
| Health and Human Services, Department of | Direct | | 5 U01 AG017719-15 | 93.866 | Aging Research | 617,156 | - |
| Health and Human Services, Department of | Direct | | 5 U01 AG022303-13 | 93.866 | Aging Research | 1,423,076 | - |
| Health and Human Services, Department of | Direct | | 5 U01AG009740-26 | 93.866 | Aging Research | 8,466,690 | 1,215,890 |
| Health and Human Services, Department of | Direct | | 5 U01AG012495-22 | 93.866 | Aging Research | 1,382,624 | 57,702 |
| Health and Human Services, Department of | Direct | | 5 U01NR004061-22 | 93.866 | Aging Research | 895,956 | - |
| Health and Human Services, Department of | Direct | | 5R03AG04366102 | 93.866 | Aging Research | 39,795 | - |
| Health and Human Services, Department of | Direct | | 5R03AG04650302 | 93.866 | Aging Research | 58,288 | - |

University of Michigan
Schedule of Expenditures of Federal Awards
For the Year Ended June 30, 2016

| Cluster Title/Federal Grantor/Program | Type | Pass-Through Grantor | Award Identifier | CFDA Number | CFDA Program Title | Federal Expenditures | Subrecipient |
|--|--------------|--|------------------------------|-------------|--------------------|----------------------|--------------|
| Health and Human Services, Department of | Direct | | 5R03AG04786002 | 93.866 | Aging Research | 8,413 | - |
| Health and Human Services, Department of | Direct | | T32 AG000114 | 93.866 | Aging Research | (25,116) | - |
| Health and Human Services, Department of | Direct | | T32 AG000114 | 93.866 | Aging Research | 364,439 | - |
| Health and Human Services, Department of | Direct | | T32 AG000221 | 93.866 | Aging Research | 637,947 | - |
| Health and Human Services, Department of | Direct | | T32 AG000221 | 93.866 | Aging Research | 4,320 | - |
| Health and Human Services, Department of | Direct | | T32 AG027708 | 93.866 | Aging Research | 160,076 | - |
| Health and Human Services, Department of | Pass-Through | Banner Health | 0435-02-42376 | 93.866 | Aging Research | 31,227 | - |
| Health and Human Services, Department of | Pass-Through | Brigham and Women's Hospital | 111014 | 93.866 | Aging Research | 48,923 | - |
| Health and Human Services, Department of | Pass-Through | Brigham and Women's Hospital | 111014 | 93.866 | Aging Research | 2,004 | - |
| Health and Human Services, Department of | Pass-Through | Brigham and Women's Hospital | 113049 | 93.866 | Aging Research | 46,415 | - |
| Health and Human Services, Department of | Pass-Through | Brigham and Women's Hospital | STRIDE Protocol | 93.866 | Aging Research | 176,788 | - |
| Health and Human Services, Department of | Pass-Through | California Pacific Medical Center | 2803227-S142 | 93.866 | Aging Research | 341,854 | - |
| Health and Human Services, Department of | Pass-Through | Columbia University | 1 (GG007688) | 93.866 | Aging Research | 56,275 | - |
| Health and Human Services, Department of | Pass-Through | Dartmouth College | R143 | 93.866 | Aging Research | 108,827 | - |
| Health and Human Services, Department of | Pass-Through | Dartmouth College | R143 | 93.866 | Aging Research | 88,989 | - |
| Health and Human Services, Department of | Pass-Through | Duke University | 14-NIH-1025 | 93.866 | Aging Research | 21,647 | - |
| Health and Human Services, Department of | Pass-Through | Harvard | 111442-5087368 | 93.866 | Aging Research | 13,664 | - |
| Health and Human Services, Department of | Pass-Through | Intelligent Prosthetic Systems | Roundtable Resrch Agmnt | 93.866 | Aging Research | 48,746 | - |
| Health and Human Services, Department of | Pass-Through | Johns Hopkins University | 2002308483 | 93.866 | Aging Research | 146,017 | - |
| Health and Human Services, Department of | Pass-Through | Johns Hopkins University | 2002394114 | 93.866 | Aging Research | 95,739 | - |
| Health and Human Services, Department of | Pass-Through | Mayo Clinic | 1 P01 AG041122-01 | 93.866 | Aging Research | 65,108 | - |
| Health and Human Services, Department of | Pass-Through | National Bureau of Economic Research | 33-4157-UMich | 93.866 | Aging Research | 169,737 | - |
| Health and Human Services, Department of | Pass-Through | Northern California Institute for Research & Education, Inc. (NCIRE) | Sub Award Agreement No. 1571 | 93.866 | Aging Research | 143,536 | - |
| Health and Human Services, Department of | Pass-Through | Northwestern University | 60040682 UM | 93.866 | Aging Research | 22,615 | - |
| Health and Human Services, Department of | Pass-Through | President and Fellows of Harvard College | 150173.5080550.0024 | 93.866 | Aging Research | 33,435 | - |
| Health and Human Services, Department of | Pass-Through | RAND Corporation | 9920150119 | 93.866 | Aging Research | 128,984 | - |
| Health and Human Services, Department of | Pass-Through | RAND Corporation | Subawd-9920120132 | 93.866 | Aging Research | 4,807 | - |
| Health and Human Services, Department of | Pass-Through | Southern Illinois University Medical School | 520395 | 93.866 | Aging Research | 185,846 | - |
| Health and Human Services, Department of | Pass-Through | Texas A & M University | M1403198 | 93.866 | Aging Research | 4,936 | - |
| Health and Human Services, Department of | Pass-Through | Tufts Medical Center | 5012748-SERV | 93.866 | Aging Research | 29,512 | - |
| Health and Human Services, Department of | Pass-Through | University of California - Berkeley | 00008839 | 93.866 | Aging Research | 24,194 | - |
| Health and Human Services, Department of | Pass-Through | University of California - Irvine | 2015-3301 | 93.866 | Aging Research | 113,065 | - |
| Health and Human Services, Department of | Pass-Through | University of California-Santa Cruz | A00-0516-S003-S0184287 | 93.866 | Aging Research | 437,602 | 70,616 |
| Health and Human Services, Department of | Pass-Through | University of Iowa | 1001311943 | 93.866 | Aging Research | 38,929 | - |
| Health and Human Services, Department of | Pass-Through | University of Nebraska | 36-5360-2141-001 | 93.866 | Aging Research | 50,272 | - |
| Health and Human Services, Department of | Pass-Through | University of New Mexico | 045446-871E | 93.866 | Aging Research | 39,420 | - |
| Health and Human Services, Department of | Pass-Through | University of North Carolina | 5050166 | 93.866 | Aging Research | 16,185 | - |
| Health and Human Services, Department of | Pass-Through | University of Pittsburgh | 0036078 (124603-1) | 93.866 | Aging Research | 23,753 | - |
| Health and Human Services, Department of | Pass-Through | University of Pittsburgh | 0046842 (126362-3) | 93.866 | Aging Research | 29,658 | - |
| Health and Human Services, Department of | Pass-Through | University of Southern California | 46716698 | 93.866 | Aging Research | 64,294 | - |
| Health and Human Services, Department of | Pass-Through | University of Southern California | 68597182 | 93.866 | Aging Research | 11,930 | - |
| Health and Human Services, Department of | Pass-Through | University of Southern California | 157933 PO 10232279 | 93.866 | Aging Research | 452,377 | 94,254 |
| Health and Human Services, Department of | Pass-Through | University of Texas at Austin | UTA11-000820 | 93.866 | Aging Research | 85,714 | - |
| Health and Human Services, Department of | Pass-Through | University of Texas at Austin | UTA15-001096 | 93.866 | Aging Research | 92,669 | - |
| Health and Human Services, Department of | Pass-Through | University of Washington | UWSC8077 | 93.866 | Aging Research | 19,032 | - |
| Health and Human Services, Department of | Pass-Through | University of Wisconsin | 594K392 | 93.866 | Aging Research | 20,188 | - |
| Health and Human Services, Department of | Pass-Through | University of Wisconsin | 618K225 | 93.866 | Aging Research | 19,464 | - |
| Health and Human Services, Department of | Pass-Through | University of Wisconsin | 658K545 | 93.866 | Aging Research | 26,168 | - |
| Health and Human Services, Department of | Pass-Through | Washington University | WU-15-138 | 93.866 | Aging Research | 88,215 | - |
| Health and Human Services, Department of | Pass-Through | Washington University in St. Louis | WU-14-207/PO# 2923238X | 93.866 | Aging Research | 109,145 | - |
| Health and Human Services, Department of | Pass-Through | Wayne State University | WSU15017, 300981 | 93.866 | Aging Research | 29,953 | - |
| Health and Human Services, Department of | Pass-Through | William Beaumont Hospital | WBH 15003_UM | 93.866 | Aging Research | 377,151 | - |
| | | | | | | \$ 56,125,876 | \$ 3,814,571 |
| Health and Human Services, Department of | Direct | | 1 K23 EY025320-01A1 | 93.867 | Vision Research | \$ 30,539 | - |
| Health and Human Services, Department of | Direct | | 1 R01 EY024996-01A1 | 93.867 | Vision Research | 106,962 | - |
| Health and Human Services, Department of | Direct | | 1 R21 EY025719-01 | 93.867 | Vision Research | 138,929 | - |
| Health and Human Services, Department of | Direct | | 2 R01 EY008850-23A1 | 93.867 | Vision Research | 255,249 | - |
| Health and Human Services, Department of | Direct | | 2 R01 EY020582 06A1 | 93.867 | Vision Research | 379,202 | 32,947 |
| Health and Human Services, Department of | Direct | | 3 R01 EY023660-03S1 | 93.867 | Vision Research | 373,246 | - |
| Health and Human Services, Department of | Direct | | 4 K08 EY022912-04 | 93.867 | Vision Research | 150,037 | - |
| Health and Human Services, Department of | Direct | | 4 K12 EY022299-04 | 93.867 | Vision Research | 30,937 | - |
| Health and Human Services, Department of | Direct | | 4 R01 EY012507-17 | 93.867 | Vision Research | 206,667 | - |
| Health and Human Services, Department of | Direct | | 4 R01 EY022633-04 | 93.867 | Vision Research | 92,529 | - |
| Health and Human Services, Department of | Direct | | 4 R01 EY023660-04 | 93.867 | Vision Research | 34,597 | - |
| Health and Human Services, Department of | Direct | | 5 K08 EY022912-03 | 93.867 | Vision Research | 133,788 | - |
| Health and Human Services, Department of | Direct | | 5 K08 EY023982-03 | 93.867 | Vision Research | 182,951 | - |
| Health and Human Services, Department of | Direct | | 5 K12 EY022299-03 | 93.867 | Vision Research | 330,133 | - |
| Health and Human Services, Department of | Direct | | 5 K23 EY023596-03 | 93.867 | Vision Research | 224,539 | - |
| Health and Human Services, Department of | Direct | | 5 P30 EY007003-29 | 93.867 | Vision Research | 655,160 | - |
| Health and Human Services, Department of | Direct | | 5 R01 EY007060-25 | 93.867 | Vision Research | 124,063 | - |
| Health and Human Services, Department of | Direct | | 5 R01 EY008976-22 | 93.867 | Vision Research | 418,411 | - |
| Health and Human Services, Department of | Direct | | 5 R01 EY012021-16 | 93.867 | Vision Research | 1,026 | - |
| Health and Human Services, Department of | Direct | | 5 R01 EY012021-18 | 93.867 | Vision Research | 412,532 | - |
| Health and Human Services, Department of | Direct | | 5 R01 EY012507-16 | 93.867 | Vision Research | 149,284 | - |
| Health and Human Services, Department of | Direct | | 5 R01 EY014126-13 | 93.867 | Vision Research | 416,836 | - |
| Health and Human Services, Department of | Direct | | 5 R01 EY018132-09 | 93.867 | Vision Research | 393,709 | - |
| Health and Human Services, Department of | Direct | | 5 R01 EY020823-05 | 93.867 | Vision Research | 15,883 | - |
| Health and Human Services, Department of | Direct | | 5 R01 EY020895-04 | 93.867 | Vision Research | 401,349 | - |

**University of Michigan
Schedule of Expenditures of Federal Awards
For the Year Ended June 30, 2016**

| Cluster Title/Federal Grantor/Program | Type | Pass-Through Grantor | Award Identifier | CFDA Number | CFDA Program Title | Federal Expenditures | Subrecipient |
|--|--------------|--|--|-------------|---|-----------------------|----------------------|
| Health and Human Services, Department of | Direct | | 5 R01 EY021197-05 | 93.867 | Vision Research | 163,010 | - |
| Health and Human Services, Department of | Direct | | 5 R01 EY022005-04 | 93.867 | Vision Research | (102,870) | 28,393 |
| Health and Human Services, Department of | Direct | | 5 R01 EY022124-04 | 93.867 | Vision Research | 277,349 | 90,295 |
| Health and Human Services, Department of | Direct | | 5 R01 EY022315-03 | 93.867 | Vision Research | 110,704 | - |
| Health and Human Services, Department of | Direct | | 5 R01 EY022633-03 | 93.867 | Vision Research | 314,693 | - |
| Health and Human Services, Department of | Direct | | 5 R01 EY023725-03 | 93.867 | Vision Research | 554,954 | 86,595 |
| Health and Human Services, Department of | Direct | | R00 EY021503-04 | 93.867 | Vision Research | 113,538 | - |
| Health and Human Services, Department of | Direct | | T32 EY013934 | 93.867 | Vision Research | 193,725 | - |
| Health and Human Services, Department of | Pass-Through | Case Western Reserve University | RES509613 | 93.867 | Vision Research | 141,320 | - |
| Health and Human Services, Department of | Pass-Through | Case Western Reserve University | RES509735 | 93.867 | Vision Research | 201,409 | - |
| Health and Human Services, Department of | Pass-Through | Columbia University | 1 (GG008092) | 93.867 | Vision Research | 28,683 | - |
| Health and Human Services, Department of | Pass-Through | IUPUI (Indiana University Purdue University Indianapolis) | IN4684830UM | 93.867 | Vision Research | 109,158 | - |
| Health and Human Services, Department of | Pass-Through | Jaeb Center for Health Research | Addendum to Agreement for U10E | 93.867 | Vision Research | 60,046 | - |
| Health and Human Services, Department of | Pass-Through | Massachusetts Eye & Ear Infirmary | 2300142-07 Subcontracts | 93.867 | Vision Research | 17,285 | - |
| Health and Human Services, Department of | Pass-Through | Northwestern University | 60027274 UM | 93.867 | Vision Research | (7,610) | - |
| Health and Human Services, Department of | Pass-Through | Northwestern University | SP0013157-PROJ0003518 | 93.867 | Vision Research | 86,504 | - |
| Health and Human Services, Department of | Pass-Through | University of Washington | 747686 | 93.867 | Vision Research | 4,375 | - |
| Health and Human Services, Department of | Pass-Through | Washington University | WU-16-117 | 93.867 | Vision Research | 11,232 | - |
| | | | | | | <u>\$ 7,936,063</u> | <u>\$ 238,230</u> |
| Health and Human Services, Department of | Direct | | 5 G13 LM010912-03 | 93.879 | Medical Library Assistance | 43,570 | - |
| Health and Human Services, Department of | Direct | | 5 R01 LM009812-04 | 93.879 | Medical Library Assistance | 39,496 | - |
| Health and Human Services, Department of | Direct | | 5 R21 LM011026-02 | 93.879 | Medical Library Assistance | (1,228) | - |
| Health and Human Services, Department of | Pass-Through | The University of Texas Health Science Center at Houston | 0010479A | 93.879 | Medical Library Assistance | 72,086 | - |
| | | | | | | <u>\$ 153,924</u> | <u>\$ -</u> |
| Health and Human Services, Department of | Pass-Through | Michigan, State of, Health and Human Services, Department of | 20161129 | 93.889 | National Bioterrorism Hospital Preparedness Program | <u>\$ 19,721</u> | <u>\$ -</u> |
| Health and Human Services, Department of | Pass-Through | Ingham, County of | Agreement of 10/1/02 | 93.919 | Cooperative Agreements for State-Based Comprehensive Breast and Cervical Cancer Early Detection Programs | <u>\$ 1,319</u> | <u>\$ -</u> |
| Health and Human Services, Department of | Direct | | 5 U22 PS004520-02 | 93.941 | HIV Demonstration, Research, Public and Professional Education Projects | \$ 229,945 | \$ - |
| Health and Human Services, Department of | Pass-Through | Emory University | T507392 | 93.941 | HIV Demonstration, Research, Public and Professional Education Projects | 52,122 | - |
| | | | | | | <u>\$ 282,067</u> | <u>\$ -</u> |
| Health and Human Services, Department of | Pass-Through | Michigan, State of, Health and Human Services, Department of | 20161078 | 93.945 | Assistance Programs for Chronic Disease Prevention and Control | <u>\$ 7,640</u> | <u>\$ -</u> |
| Health and Human Services, Department of | Pass-Through | Michigan State University | RC060038UM | 93.969 | PPHF Geriatric Education Centers | <u>\$ (8,388)</u> | <u>\$ -</u> |
| Health and Human Services, Department of | Direct | | 1 U2 RTW010110-01 | 93.989 | International Research and Research Training | \$ 29,457 | \$ - |
| Health and Human Services, Department of | Direct | | 4 D43 TW009310-05 | 93.989 | International Research and Research Training | 36,722 | 1,979 |
| Health and Human Services, Department of | Direct | | 4 D43 TW009315-05 | 93.989 | International Research and Research Training | 61,470 | 13,743 |
| Health and Human Services, Department of | Direct | | 5 D43 TW009310-04 | 93.989 | International Research and Research Training | 128,736 | 40,828 |
| Health and Human Services, Department of | Direct | | 5 D43 TW009315-04 | 93.989 | International Research and Research Training | 184,755 | 144,663 |
| Health and Human Services, Department of | Direct | | 5 D43 TW009353-04 | 93.989 | International Research and Research Training | 164,316 | - |
| Health and Human Services, Department of | Direct | | 5 D43 TW009883-03 | 93.989 | International Research and Research Training | 262,956 | 28,763 |
| Health and Human Services, Department of | Direct | | 5 K01 TW008763-05 | 93.989 | International Research and Research Training | 145,131 | - |
| Health and Human Services, Department of | Direct | | 5 K02-TW009483-06 | 93.989 | International Research and Research Training | 72,664 | - |
| Health and Human Services, Department of | Direct | | 5 U01 TW007404-09 | 93.989 | International Research and Research Training | 239 | - |
| Health and Human Services, Department of | Pass-Through | Kwame Nkrumah University of Science and Technology (KNUST) | 819CHS051101 | 93.989 | International Research and Research Training | 60,232 | - |
| Health and Human Services, Department of | Pass-Through | Michigan State University | RC103305A | 93.989 | International Research and Research Training | 4,550 | - |
| Health and Human Services, Department of | Pass-Through | University of Washington | UWSC6656 | 93.989 | International Research and Research Training | 131,741 | - |
| Health and Human Services, Department of | Pass-Through | Vanderbilt University | VUMC38281 | 93.989 | International Research and Research Training | 10,360 | - |
| | | | | | | <u>\$ 1,293,329</u> | <u>\$ 229,976</u> |
| | | | Total Health and Human Services, Department of | | | <u>\$ 528,329,554</u> | <u>\$ 43,370,802</u> |
| Social Security Administration | Direct | | 2 RRC08098401-08-00 | 96.007 | Social Security_Research and Demonstration | <u>\$ 1,802,460</u> | <u>\$ -</u> |
| | | | Total Social Security Administration | | | <u>\$ 1,802,460</u> | <u>\$ -</u> |
| Homeland Security, Department of | Direct | | D15PC00302 | 97.RD | | \$ 428,926 | \$ 157,864 |
| Homeland Security, Department of | Direct | | HSHQDC-13-C-B0015 | 97.RD | | 522,067 | - |
| Homeland Security, Department of | Pass-Through | Adventium Labs | 1048-UMI | 97.RD | | 4,627 | - |
| Homeland Security, Department of | Pass-Through | National Strategic Research Institute | HSHQDC-13-C-B0036/001 | 97.RD | | 72,493 | - |
| Homeland Security, Department of | Pass-Through | Radiation Monitoring Devices, Inc. | C-14-12 | 97.RD | | 108,498 | - |
| Homeland Security, Department of | Pass-Through | Radiation Monitoring Devices, Inc. | C15-30 | 97.RD | | 40,000 | - |
| Homeland Security, Department of | Pass-Through | Radiation Monitoring Devices, Inc. | C16-26 | 97.RD | | 3,275 | - |
| Homeland Security, Department of | Pass-Through | Radiation Monitoring Devices, Inc. | Subcontract No. C14-01 | 97.RD | | 100,023 | - |
| | | | | | | <u>\$ 1,279,909</u> | <u>\$ 157,864</u> |
| Homeland Security, Department of | Direct | | 2010-DN-077-ARI039-05 | 97.077 | Homeland Security Research, Development, Testing, Evaluation, and Demonstration of Technologies Related to Nuclear Threat Detection | \$ (8,109) | \$ 5,748 |
| Homeland Security, Department of | Direct | | 2015-DN-077-097 | 97.077 | Homeland Security Research, Development, Testing, Evaluation, and Demonstration of Technologies Related to Nuclear Threat Detection | 204,120 | - |
| Homeland Security, Department of | Pass-Through | Georgia Technology Research Corporation | RG153-G1 | 97.077 | Homeland Security Research, Development, Testing, Evaluation, and Demonstration of Technologies Related to Nuclear Threat Detection | 41,536 | - |
| | | | | | | <u>\$ 237,547</u> | <u>\$ 5,748</u> |
| | | | Total Homeland Security, Department of | | | <u>\$ 1,517,456</u> | <u>\$ 163,612</u> |
| United States Agency for International Development | Pass-Through | Oregon State University | RD011G-B | 98.RD | | \$ 264,950 | \$ 174,385 |
| United States Agency for International Development | Pass-Through | Research Triangle Institute | 2-330-0212934-50928L | 98.RD | | 306,820 | - |

University of Michigan
Schedule of Expenditures of Federal Awards
For the Year Ended June 30, 2016

| Cluster Title/Federal Grantor/Program | Type | Pass-Through Grantor | Award Identifier | CFDA Number | CFDA Program Title | Federal Expenditures | Subrecipient |
|--|--------------|--|--|-------------|--|-------------------------|----------------------|
| United States Agency for International Development | Direct | | AID-641-14-00008 | 98.001 | USAID Foreign Assistance for Programs Overseas | \$ 571,770 | \$ 174,385 |
| United States Agency for International Development | Direct | | AID-OAA-A-15-00075 | 98.001 | USAID Foreign Assistance for Programs Overseas | \$ 325,682 | \$ 206,126 |
| United States Agency for International Development | Pass-Through | Duke University | 16-WM-1004 | 98.001 | USAID Foreign Assistance for Programs Overseas | 37,300 | - |
| United States Agency for International Development | Pass-Through | University of California - Berkeley | AID-OAAA-A-13-00002 00008195 | 98.001 | USAID Foreign Assistance for Programs Overseas | 58,373 | - |
| United States Agency for International Development | Pass-Through | University of California - Davis | 201121454-28 | 98.001 | USAID Foreign Assistance for Programs Overseas | 18,172 | - |
| | | | | | | 25,415 | - |
| | | | Total United States Agency for International Development | | | \$ 464,942 | \$ 206,126 |
| | | | | | | \$ 1,036,712 | \$ 380,511 |
| Consumer Financial Protection Bureau | Direct | | TFSACFP15IPA0001 | 99.RD | | \$ 19,048 | \$ - |
| | | | Total Consumer Financial Protection Bureau | | | \$ 19,048 | \$ - |
| Director of National Intelligence, Office of the | Direct | | 2016-16041300005 | 99.RD | | \$ 15,225 | \$ - |
| Director of National Intelligence, Office of the | Pass-Through | Duke University | Subaward 313-0640 | 99.RD | | 8,229 | - |
| Director of National Intelligence, Office of the | Pass-Through | SRI International | 69-000541, Release 1 | 99.RD | | 4,542 | - |
| Director of National Intelligence, Office of the | Pass-Through | University of California- Riverside | S-000721 | 99.RD | | 12,354 | - |
| | | | Total Director of National Intelligence, Office of the | | | \$ 40,350 | \$ - |
| President, Executive Office of the | Direct | | CEAP5C03 | 99.RD | | \$ 43,658 | \$ - |
| | | | Total President, Executive Office of the | | | \$ 43,658 | \$ - |
| | | | Total research and development cluster | | | \$ 856,370,938 | \$ 81,074,018 |
| NON-CLUSTER | | | | | | | |
| National Endowment for the Humanities | Pass-Through | Michigan Humanities Council | HU021-15 | 45.129 | Promotion of the Humanities_Federal/State Partnership | \$ 6,920 | \$ - |
| National Endowment for the Humanities | Pass-Through | Michigan Humanities Council | HU028-15 | 45.129 | Promotion of the Humanities_Federal/State Partnership | 11,204 | - |
| National Endowment for the Humanities | Pass-Through | Michigan Humanities Council | Q018.15 | 45.129 | Promotion of the Humanities_Federal/State Partnership | 500 | - |
| | | | Total National Endowment for the Humanities | | | \$ 18,624 | \$ - |
| Defense, Department of | Direct | | N00014-14-1-0077 | 12.400 | Military Construction, National Guard | \$ 26,146 | \$ - |
| Defense, Department of | Direct | | W81XWH-14-1-0408 | 12.400 | Military Construction, National Guard | 7,267 | - |
| Defense, Department of | Direct | | W81XWH-15-1-0661 | 12.400 | Military Construction, National Guard | 59,768 | - |
| | | | Total Defense, Department of | | | \$ 93,181 | \$ - |
| Interior, Department of the | Direct | | L13AC00158 | 15.231 | Fish, Wildlife and Plant Conservation Resource Management | \$ 8,091 | \$ - |
| | | | Total Interior, Department of the | | | \$ 8,091 | \$ - |
| Education, Department of | Pass-Through | Eastern Michigan University | 150290-015 | 84.367 | Supporting Effective Instruction State Grant (formerly Improving Teacher Quality State Grants) | \$ 12,213 | \$ - |
| Education, Department of | Pass-Through | Michigan, State of, Education, Department of | 150290-029 | 84.367 | Supporting Effective Instruction State Grant (formerly Improving Teacher Quality State Grants) | 133,937 | - |
| Education, Department of | Pass-Through | Michigan, State of, Education, Department of | 150290-030 | 84.367 | Supporting Effective Instruction State Grant (formerly Improving Teacher Quality State Grants) | 68,296 | - |
| Education, Department of | Pass-Through | Michigan, State of, Education, Department of | 150290-031 | 84.367 | Supporting Effective Instruction State Grant (formerly Improving Teacher Quality State Grants) | 137,029 | - |
| Education, Department of | Pass-Through | National Writing Project | 00-M103-SEED2012 | 84.367 | Supporting Effective Instruction State Grant (formerly Improving Teacher Quality State Grants) | 9,998 | - |
| Education, Department of | Pass-Through | National Writing Project | 00-MI03-SEED2016 | 84.367 | Supporting Effective Instruction State Grant (formerly Improving Teacher Quality State Grants) | 5,221 | - |
| | | | Total Education, Department of | | | \$ 366,694 | \$ - |
| Health and Human Services, Department of | Pass-Through | Wayne State University | WSU16011 | 93.600 | Head Start | \$ 73,200 | \$ - |
| Health and Human Services, Department of | Pass-Through | Michigan, State of, Health and Human Services, Department of | ADMIN-12-99002 | 93.667 | Social Services Block Grant | \$ 52,072 | \$ - |
| | | | | | Grants to Provide Outpatient Early Intervention Services with | | |
| Health and Human Services, Department of | Direct | | 6 H76 HA0018219-01 | 93.918 | Respect to HIV Disease | \$ 576,618 | \$ - |
| Health and Human Services, Department of | Pass-Through | Michigan, State of, Health and Human Services, Department of | 20162818 | 93.958 | Block Grants for Community Mental Health Services | \$ 9,463 | \$ - |
| | | | Total Health and Human Services, Department of | | | \$ 711,353 | \$ - |
| Corporation for National and Community Service | Pass-Through | Public Allies | OP022-94.006-14-PADT | 94.006 | AmeriCorps | \$ (8,255) | \$ - |
| Corporation for National and Community Service | Pass-Through | Public Allies | OP022-94.006-15-PADT | 94.006 | AmeriCorps | 22,021 | - |
| Corporation for National and Community Service | Pass-Through | Public Allies | OP022-94.006-16-PADT | 94.006 | AmeriCorps | 253,090 | - |
| | | | Total Corporation for National and Community Service | | | \$ 266,856 | \$ - |
| | | | Total non-cluster | | | \$ 1,464,799 | \$ - |
| | | | Total federal expenditures | | | \$ 1,315,746,694 | \$ 81,372,056 |

University of Michigan

Notes to Schedule of Expenditures of Federal Awards

1. Summary of Significant Accounting Policies

The accompanying Schedule of Expenditures of Federal Awards (the "SEFA") includes all federal grant transactions of the University of Michigan (the "University") recorded on the accrual basis of accounting. The information in the SEFA is presented in accordance with Title 2 U.S. *Code of Federal Regulations* Part 200, *Uniform Administrative Requirements, Cost Principles and Audit Requirements for Federal Awards* ("Uniform Guidance"). As the SEFA presents only the federal award activity of the University, it is not intended to and does not present the financial position, changes in net assets and cash flows of the University.

Negative amounts presented in the SEFA represent adjustments, in the normal course of business, to expenditures reported in prior years. Complete CFDA numbers and pass-through numbers are provided on the SEFA when available.

2. Indirect Costs

The University applies its predetermined approved facilities and administrative rate when charging indirect costs to federal awards rather than the 10% de minimus cost rate as described in Section 200.414 of the Uniform Guidance. The indirect cost rates approved by the University's cognizant agency (the Department of Health and Human Services) for organized research, instruction, and other sponsored activities for the period July 1, 2015 through June 30, 2016 were as follows:

| | |
|----------------------------|-----|
| On-campus research | 55% |
| Off-campus research | 26% |
| On-campus instruction | 54% |
| Other sponsored activities | 29% |

3. Federal Direct Loan Program

Under the William D. Ford Federal Direct Loan Program, students and parents borrow funds directly from the federal government; the University is responsible for verifying student eligibility, electronically transmitting the loan records to the federal processor and distributing the loan funds directly to the student account or parent borrower. During the fiscal year ended June 30, 2016, the University's students and parents received the following amount of new loans under this program.

| | <u>CFDA Number</u> | <u>Loans issued</u> |
|--|-------------------------------|----------------------------|
| Direct Student Loans: | | |
| Undergraduate subsidized | 84.268 | \$ 56,293,169 |
| Undergraduate unsubsidized | 84.268 | 162,366,078 |
| Graduate | 84.268 | 19,791,402 |
| Direct Parent Loans for Undergraduate Students | 84.268 | 53,655,503 |
| | | <u>\$ 292,106,152</u> |

University of Michigan
Notes to Schedule of Expenditures of Federal Awards

4. University-Administered Federal Loan Programs

The federal loan programs listed below are administered directly by the University, and balances and transactions related to these programs are included in the University's financial statements. The amount of loans outstanding at the beginning of the year, loans made during the year and the administrative cost allowance are included in the SEFA. The balance of loans outstanding at June 30, 2016 consists of:

| | <u>CFDA Number</u> | <u>Outstanding balance at June 30, 2016</u> |
|--|-------------------------------|--|
| Department of Education, Federal Perkins Program | 84.038 | <u>\$ 69,529,130</u> |
| Department of Health and Human Services: | | |
| Health Professions Loan Program – Medicine/Primary Care | 93.342 | 1,597,035 |
| Health Professions Loan Program – Pharmacy | 93.342 | 1,261,598 |
| Health Professions Loan Program – Dentistry | 93.342 | <u>7,956,404</u> |
| | | <u>10,815,037</u> |
| Disadvantaged Student Loan Program – Medicine/Primary Care | 93.925 | 3,827,051 |
| Disadvantaged Student Loan Program – Pharmacy | 93.925 | 203,903 |
| Disadvantaged Student Loan Program – Dentistry | 93.925 | <u>260,148</u> |
| | | <u>4,291,102</u> |
| Nursing Student Loan – Baccalaureate | 93.364 | 1,573,735 |
| Nursing Student Loan – Graduate | 93.364 | <u>237,926</u> |
| | | <u>1,811,661</u> |
| Nursing Faculty Loan Program | 93.264 | <u>3,196,556</u> |
| Total federal loans outstanding | | <u>\$ 89,643,486</u> |



Report of Independent Auditors on Internal Control Over Financial Reporting and on Compliance and Other Matters Based on an Audit of Financial Statements Performed in Accordance with *Government Auditing Standards*

To The Regents of the University of Michigan:

We have audited, in accordance with auditing standards generally accepted in the United States of America and the standards applicable to financial audits contained in *Government Auditing Standards* issued by the Comptroller General of the United States, the consolidated financial statements of the University of Michigan (the "University"), which comprise the consolidated statement of net position as of June 30, 2016 and the related consolidated statements of revenues, expenses and changes in net position and cash flows for the year then ended, and the related notes to the financial statements, and have issued our report thereon dated October 20, 2016.

Internal Control Over Financial Reporting

In planning and performing our audit of the financial statements, we considered the University's internal control over financial reporting ("internal control") to determine the audit procedures that are appropriate in the circumstances for the purpose of expressing our opinion on the financial statements, but not for the purpose of expressing an opinion on the effectiveness of the University's internal control. Accordingly, we do not express an opinion on the effectiveness of the University's internal control.

A *deficiency in internal control* exists when the design or operation of a control does not allow management or employees, in the normal course of performing their assigned functions, to prevent, or detect and correct, misstatements on a timely basis. A *material weakness* is a deficiency, or a combination of deficiencies, in internal control such that there is a reasonable possibility that a material misstatement of the entity's financial statements will not be prevented, or detected and corrected on a timely basis. A *significant deficiency* is a deficiency, or a combination of deficiencies, in internal control that is less severe than a material weakness, yet important enough to merit attention by those charged with governance.



Our consideration of internal control was for the limited purpose described in the first paragraph of this section and was not designed to identify all deficiencies in internal control that might be material weaknesses or significant deficiencies. Given these limitations, during our audit we did not identify any deficiencies in internal control that we consider to be material weaknesses. However, material weaknesses may exist that have not been identified.

Compliance and Other Matters

As part of obtaining reasonable assurance about whether the University's financial statements are free from material misstatement, we performed tests of its compliance with certain provisions of laws, regulations, contracts and grant agreements, noncompliance with which could have a direct and material effect on the determination of financial statement amounts. However, providing an opinion on compliance with those provisions was not an objective of our audit, and accordingly, we do not express such an opinion. The results of our tests disclosed no instances of noncompliance or other matters that are required to be reported under *Government Auditing Standards*.

Purpose of this Report

The purpose of this report is solely to describe the scope of our testing of internal control and compliance and the results of that testing, and not to provide an opinion on the effectiveness of the entity's internal control or on compliance. This report is an integral part of an audit performed in accordance with *Government Auditing Standards* in considering the entity's internal control and compliance. Accordingly, this communication is not suitable for any other purpose.

PricewaterhouseCoopers LLP

October 20, 2016



**Report of Independent Auditors on Compliance with Requirements
That Could Have a Direct and Material Effect on Each Major Program and on Internal
Control Over Compliance in Accordance with the Uniform Guidance**

To The Regents of the University of Michigan:

Report on Compliance for Each Major Federal Program

We have audited the University of Michigan's (the "University") compliance with the types of compliance requirements described in the *OMB Compliance Supplement* that could have a direct and material effect on each of the University's major federal programs for the year ended June 30, 2016. The University's major federal programs are identified in the summary of auditor's results section of the accompanying schedule of findings and questioned costs.

Management's Responsibility

Management is responsible for compliance with federal statutes, regulations and the terms and conditions of its federal awards applicable to its federal programs.

Auditors' Responsibility

Our responsibility is to express an opinion on compliance for each of the University's major federal programs based on our audit of the types of compliance requirements referred to above. We conducted our audit of compliance in accordance with auditing standards generally accepted in the United States of America; the standards applicable to financial audits contained in *Government Auditing Standards*, issued by the Comptroller General of the United States; and the audit requirements of Title 2 U.S. *Code of Federal Regulations* Part 200, *Uniform Administrative Requirements, Cost Principles, and Audit Requirements for Federal Awards* ("Uniform Guidance"). Those standards and the Uniform Guidance require that we plan and perform the audit to obtain reasonable assurance about whether noncompliance with the types of compliance requirements referred to above that could have a direct and material effect on a major federal program occurred. An audit includes examining, on a test basis, evidence about the University's compliance with those requirements and performing such other procedures as we considered necessary in the circumstances.

We believe that our audit provides a reasonable basis for our opinion on compliance for each major federal program. However, our audit does not provide a legal determination of the University's compliance.



Opinion on Each Major Federal Program

In our opinion, the University complied, in all material respects, with the types of compliance requirements referred to above that could have a direct and material effect on each of its major federal programs for the year ended June 30, 2016.

Other Matters

The results of our auditing procedures disclosed instances of noncompliance, which are required to be reported in accordance with the Uniform Guidance and which are described in the accompanying schedule of findings and questioned costs as items 2016-001, 2016-002 and 2016-003. Our opinion on each major federal program is not modified with respect to these matters.

The University's response to the noncompliance findings identified in our audit is described in the accompanying management's corrective action plan. The University's response was not subjected to the auditing procedures applied in the audit of compliance and, accordingly, we express no opinion on the response.

Report on Internal Control Over Compliance

Management of the University is responsible for establishing and maintaining effective internal control over compliance with the types of compliance requirements referred to above. In planning and performing our audit of compliance, we considered the University's internal control over compliance with the types of requirements that could have a direct and material effect on each major federal program to determine the auditing procedures that are appropriate in the circumstances for the purpose of expressing an opinion on compliance for each major federal program and to test and report on internal control over compliance in accordance with the Uniform Guidance, but not for the purpose of expressing an opinion on the effectiveness of internal control over compliance. Accordingly, we do not express an opinion on the effectiveness of the University's internal control over compliance.

A deficiency in internal control over compliance exists when the design or operation of a control over compliance does not allow management or employees, in the normal course of performing their assigned functions, to prevent, or detect and correct, noncompliance with a type of compliance requirement of a federal program on a timely basis. *A material weakness in internal control over compliance* is a deficiency, or combination of deficiencies, in internal control over compliance, such that there is a reasonable possibility that material noncompliance with a type of compliance requirement of a federal program will not be prevented, or detected and corrected, on a timely basis. *A significant deficiency in internal control over compliance* is a deficiency, or a combination of deficiencies, in internal control over compliance with a type of compliance requirement of a federal program that is less severe than a material weakness in internal control over compliance, yet important enough to merit attention by those charged with governance.



Our consideration of internal control over compliance was for the limited purpose described in the first paragraph of this section and was not designed to identify all deficiencies in internal control over compliance that might be material weaknesses or significant deficiencies and therefore, material weaknesses or significant deficiencies may exist that were not identified. We did not identify any deficiencies in internal control over compliance that we consider to be material weaknesses. However, material weaknesses may exist that have not been identified.

The purpose of this report on internal control over compliance is solely to describe the scope of our testing of internal control over compliance and the results of that testing based on the requirements of the Uniform Guidance. Accordingly, this report is not suitable for any other purpose.

PricewaterhouseCoopers LLP

March 27, 2017

University of Michigan
Schedule of Findings and Questioned Costs
For the Year Ended June 30, 2016

Section I – Summary of Auditors’ Results

Financial Statements

Type of auditor’s report issued:

Unmodified

Internal control over financial reporting:

- Material weakness(es) identified? ☐ Yes ☒ No
- Significant deficiency(ies) identified not considered to be material weaknesses? ☐ Yes ☒ None reported
- Noncompliance material to financial statements noted? ☐ Yes ☒ No

Federal Awards

Internal control over major programs:

- Material weakness(es) identified? ☐ Yes ☒ No
- Significant deficiency(ies) identified not considered to be material weakness(es)? ☐ Yes ☒ None reported

Type of auditor’s report issued on compliance for major programs:

Unmodified

Any audit findings disclosed that are required to be reported in accordance with 2 CFR 200.516(a)?

☒ Yes ☐ No

Identification of major programs:

CFDA Number(s)
 Various
 Various

Name of Federal Program or Cluster
 Research and Development Cluster
 Student Financial Aid Cluster

Dollar threshold used to distinguish between Type A and Type B programs:

\$3,898,627

Auditee qualified as low-risk auditee?

☒ Yes ☐ No

Section II – Financial Statement Findings

None.

University of Michigan
Schedule of Findings and Questioned Costs
For the Year Ended June 30, 2016

Section III – Federal Award Findings and Questioned Costs

Finding 2016-001 – Fly America Act

Grantor(s): Department of Health and Human Services – National Institutes of Health

Award(s):

| CFDA Number | Award Number | Award Period | Pass Through Entity |
|--------------------|---------------------|-------------------------|----------------------------|
| 93.853 | 5-P50-NS-091856-03 | 09/30/2014 – 06/30/2019 | N/A |

Condition – In our testing of direct costs, two out of 40 direct costs selected for testing were for airfare on a foreign carrier. These two selections did not have support as to why a foreign carrier was used or the grantor’s waiver of the requirement to use a domestic carrier.

Criteria – The University is subject to compliance requirements pertaining to allowable travel under OMB Circular A-21 (Cost Principles for Educational Institutions) and the Uniform Guidance, as applicable. Accordingly, the University is subject to the Fly America Act whereby all travel funded by federal funds requires the use of “U.S. Flag” airlines unless there is a not a US Carrier available.

Questioned Costs – \$2,574

Cause – The University did not adequately monitor compliance with the requirements of the Fly America Act related to the one individual that made these trips.

Effect – The University is not in compliance with the Fly America Act.

Recommendation – The University should consider implementing a central process to ensure that all flights are in compliance with the Fly America Act. Additionally, the University should consider providing further training to the principal investigators, administrative personnel and other sponsored programs individuals regarding the requirements of the Fly America Act.

View of Responsible Officials – Refer to the Corrective Action Plan for management’s view and corrective action plan for the finding described above.

University of Michigan
Schedule of Findings and Questioned Costs
For the Year Ended June 30, 2016

Finding No. 2016-002 – Equipment Monitoring

Grantor(s): R&D Cluster

Award(s):

| CFDA Number | Award Number | Award Period | Pass Through Entity |
|--------------------|---------------------|-----------------------|----------------------------|
| 11.550 | 26-02-N05084 | 10/01/2005-09/30/2007 | N/A |
| 12.unknown | HR0011-04-1-0001 | 10/17/2003-09/11/2007 | N/A |
| 12.431 | DAAE07-01-3-0002 | 03/01/2000-04/30/2004 | N/A |
| 47.041 | CTS-0087337 | 01/01/2001-01/31/2004 | N/A |
| 81.unknown | A10 P000 121604 | 10/13/1999-08/31/2003 | Ford Motor Company |
| 81.unknown | R877164 (4-24350) | 10/01/1997-09/30/2002 | Rutgers University |
| 81.092 | DE-FG04-86NE37969 | 09/30/1986-06/30/2005 | N/A |

Condition – During 2016, the University reported disposals of 875 equipment items of which 87 were purchased with federal funds. As part of our equipment disposal compliance testing we selected ten items for testing and identified the following:

- We identified four items in our sample of ten that were reported missing by campus units as of the date of physical inventories and were therefore reported as disposals in the University’s asset management system. These four items were discovered to be on hand subsequent to testing and were reinstated in the asset management system. Our prior year testing also identified two items that were not true disposals which should have continued to be reflected in the equipment records (Finding No. 2015-001).
- One of the items in our sample of ten was identified as missing during the equipment inventory taken in the current year. Further research by the University identified that the asset had been disposed of in 2012. The supporting documentation for this disposal showed a declaration of surplus (“DOS”) form was completed and the item sold for \$102 in 2012. During the two equipment inventories conducted between 2012 and 2016, this item was reported as active equipment.
- Of our selections, we identified four disposals that did not have documentation supporting the University’s evaluation of the fair market value of the asset prior to disposition. Additionally, the University did not document its evaluation of whether or not it was necessary to communicate with or to reimburse the awarding agency for the disposition of these assets. Subsequently, the University was able to demonstrate that the fair market value of three of the disposed items was less than \$5,000. The remaining item was transferred to another university and a fair value assessment was not required under the terms of the grant.

University of Michigan
Schedule of Findings and Questioned Costs
For the Year Ended June 30, 2016

Criteria – The University is subject to compliance requirements pertaining to the monitoring of equipment under OMB Circular A-21 (Cost Principles for Educational Institutions) and the Uniform Guidance, as applicable. The University is required to maintain adequate equipment records, perform a physical inventory of equipment at least once every two years which is reconciled to the equipment records, have an appropriate control system to safeguard equipment, adequately maintain equipment and properly dispose of equipment.

Questioned Costs – \$0

Cause – The monitoring of equipment is the responsibility of several departments and there is no central oversight function that takes responsibility to ensure that policies and procedures are being followed.

Effect – Physical inventories were not completed accurately or with due care, resulting in five items improperly accounted for as disposed of within the University’s asset management system. In addition, the University did not document that items being disposed of were monitored for a fair market value in excess of \$5,000.

Recommendation – The University should reevaluate current policies and procedures as it relates to the monitoring of equipment acquired with federal funds. For example, the University could perform a thorough review of fixed assets to ensure they are properly recorded within the asset management system, perform inquiries of departments in advance of the two-year cycle for inventories to ensure they are completed timely and only record the disposal of equipment within the asset management system that has physically been disposed of by the University. In addition, the University should create a process to assess and document the fair market value of equipment at the time of disposal and communication process with federal grantors as appropriate.

View of Responsible Officials – Refer to the Corrective Action Plan for management’s view and corrective action plan for the finding described above.

Finding No. 2016-003 – Federal Work Study – Off-Campus Employer Agreements

Grantor(s): Department of Education

Award(s): Federal Work-Study Program, 84.033, awarded for academic year 2015-16

Condition – For Federal Work Study (“FWS”) awards processed by the central Office of Financial Aid and Law School on the Ann Arbor Campus and the Office of Financial Aid and Scholarships on the Dearborn campus, 117 students received funds from off-campus employers during the 2015-16 academic year. A sample of 21 students receiving off-campus FWS was selected for testing and we identified that agreements with off-campus agencies providing employment for eight students at the Dearborn campus during the 2015-16 academic year were expired.

University of Michigan
Schedule of Findings and Questioned Costs
For the Year Ended June 30, 2016

Criteria – FWS students may be employed by the institution, a Federal, State, or local agency, a private not-for-profit organization, or a private for-profit organization but the employment must not (1) impair existing service contracts; (2) displace employees; (3) fill jobs that are vacant because the employer's regular employees are on strike; or (4) involve the construction, operation, or maintenance of any part of a facility used or to be used for religious worship or sectarian instruction. The institution must enter into a written agreement with any agency or organization providing employment under the FWS program (34 CFR sections 675.20 through 675.23).

Questioned Costs – \$0

Cause – The Dearborn campus does not have controls in place to ensure written agreements from employers are up to date prior to allowing FWS to be used to fund these positions.

Effect – In the absence of written agreements, future FWS employment relationships may not meet the requirements of the FWS program which could result in disputes over the terms of employment of students and noncompliance with the program.

Recommendation – The Dearborn campus should implement a process to ensure written agreements with all off-campus agencies are current and applicable for the current financial aid year. This should consist of monitoring contracts with off-campus agencies at the beginning of each school year to ensure contracts are current and signed for the financial aid year.

View of Responsible Officials – Refer to the Corrective Action Plan for management's view and corrective action plan for the finding described above.

University of Michigan

Schedule of Status of Prior Year Findings and Questioned Costs

Finding No. 2015-001 – Equipment Monitoring

Grantor(s): Department of Health and Human Services – National Institute of Health, National Science Foundation

Award(s): Cognitive Modulation of Circadian Rhythms, CFDA 93.242, Sponsor Award Number: 5 R01 MH079084-04; The Center for HIV RNA Studies (CRNA), CFDA 93.859, Sponsor Award Number: 3 P50 GM103297-03S1; Multi-Scale Origami for Novel Photonics, CFDA 47.041, Sponsor Award Number EFRI 1240264

Summary – Equipment compliance testing identified one item out of 25 items selected that was properly recorded for financial reporting purposes within the University’s general ledger, but not properly allocated between two project grants in the fixed asset subledger. This improper allocation resulted in an overstatement of the cost value on one project grant within the subledger by \$2,861 and a corresponding understatement of the cost value of another project grant in the subledger by \$2,861. The equipment was purchased with grant funds from two separate federal agencies and it was determined that the grants were charged the proper amount. The University recorded a transfer within the fixed asset subledger to correct this item in November 2015.

Equipment compliance testing also identified two items out of 18 selected from the University’s fiscal year 2015 property disposition listing that were not true disposals, and therefore should have continued to be reflected in the property records. One item, with an original cost of \$101,117 and a net book value of \$92,690, was removed from the property records as a result of miscommunication between the principal investigator’s (“PI’s”) department and the University’s central property control area associated with the disposition of equipment upon the departure of the PI. This item was actually transferred to a different department within the University that would continue work on the grant and not taken by the departing PI to another university as originally contemplated. This equipment was reinstated in the property records in July 2015. The other item, with an original cost of \$11,681 and a net book value of \$3,310, was removed from the property records upon transfer to another University department. In this instance, the University’s property control area “effectively disposed” of this item since it had a net book value below \$5,000, resulting in the removal of the asset from the underlying accounting records. This practice creates difficulty in determining a population of true disposals, thereby impacting the University’s ability to conduct a complete inventory.

Status – As of the anticipated completion date of June 30, 2016, the University fully terminated its practice that allowed the effective disposition of assets currently in use with a net book value less than \$5,000. Policies and procedures regarding the acquisition, monitoring and disposition of federally funded assets now ensure that these activities are being conducted in accordance with the terms of the underlying grant as well as the appropriate federal guidance.

6032 Wolverine Tower
3003 S. State Street
Ann Arbor, Michigan 48109

T: 734 764-7214 F: 734 647-5284
clsoper@umich.edu

March 27, 2017

RE: Corrective Action Plan

1. Name of the contact person responsible for corrective actions planned:

Cheryl Soper
Controller and Director of Financial Operations
University of Michigan (386006309)
6032 Wolverine Tower
3003 South State Street
Ann Arbor, MI 48109-1287
Phone: 734-764-7214
E-mail: clsoper@umich.edu

2. Corrective actions planned:

Finding No. 2016-001 – Fly America Act

View of Responsible Officials – The University concurs with the auditor’s finding. The University currently has a central process in place to ensure that flights are in compliance with the Fly America Act. Existing University policy and practice requires use of US Flag Carrier service on federal awards unless it is not available per the exceptions listed in the Fly America Act. Controls failed to identify the error as the flights were between a foreign origin and foreign destination without travel via the United States, generally an allowable exception to the Fly America Act. US Flag Carrier service was not available for the routes flown, however the departure location was Windsor, Canada, and service was available from Detroit. The unit’s business purpose associated with the departure from Windsor, Canada, was that it resulted in lower overall expenses to the award. The University has concluded that this was a limited exception within the current control framework and does not believe further remediation is necessary at this time. The expense will be moved to a University funding source.

Anticipated Completion Date – No further corrective action is planned at this time.

Finding No. 2016-002 – Equipment Monitoring

View of Responsible Officials – The University concurs with the auditor’s finding. The University will now require a DOS form documenting the specific facts and circumstances surrounding the asset disposal in order to retire an asset from the University’s fixed assets subledger. The DOS instructions have been updated to ensure that surplus tag numbers/descriptions on the form match the related tag numbers/descriptions on the departmental equipment inventory listing and related fair market value assessments will be retained with the final DOS form. The University will also document the review of specific terms and conditions of the underlying grant/contract within the clearance memorandum prepared for sponsor funded equipment, to ensure that any required communication with the awarding agency has taken place prior to disposal.

Anticipated Completion Date – March 31, 2017

Finding No. 2016-003 – Federal Work Study – Off-Campus Employer Agreements

View of Responsible Officials – The University concurs with this finding. A new process has been implemented between the Dearborn Campus’ Career Services and the Office of Financial Aid and Scholarships (“OFAS”) to ensure the agreements are signed annually. The new process has three steps: (1) Career Services collects the agreement and forwards a copy to OFAS, (2) at the time any reimbursement is requested, OFAS confirms the agreement is current, and (3) at the time the reimbursement is approved by the OFAS Director, confirmation of the agreement will be re-verified.

Anticipated Completion Date – November 1, 2016