

The University of Michigan
Reports on Federal Awards in Accordance
with OMB Circular A-133
For the Year Ended June 30, 2015
EIN 38-6006309

The University of Michigan

Contents

Pages (s)

Part I – Financial Information

| | |
|---|---------|
| Independent Auditor’s Report | 1-3 |
| Management’s Discussion and Analysis | 4-27 |
| Consolidated Financial Statements: | |
| Consolidated Financial Statements | 28-31 |
| Notes to Consolidated Financial Statements | 32-64 |
| Supplementary Information: | |
| Schedule of Expenditures of Federal Awards | 65-136 |
| Notes to Schedule of Expenditures of Federal Awards | 137-139 |

Part II – OMB Circular A-133 Supplemental Reports

| | |
|---|---------|
| Independent Auditor’s Report on Internal Control Over Financial Reporting and on Compliance and Other Matters Based on an Audit of Financial Statements Performed in Accordance with <i>Government Auditing Standards</i> | 140-141 |
| Independent Auditor’s Report on Compliance with Requirements That Could Have a Direct and Material Effect on Each Major Program and on Internal Control Over Compliance in Accordance with OMB Circular A-133 | 142-144 |
| Schedule of Findings and Questioned Costs | 145-148 |
| Schedule of Status of Prior Year Findings and Questioned Costs | 149-154 |
| Corrective Action Plan | 155 |



Independent Auditor's Report

The Regents of the University of Michigan

Report on the Financial Statements

We have audited the accompanying financial statements of the University of Michigan (the "University"), as of and for the years ended June 30, 2015 and 2014 and the related notes to the financial statements which collectively comprise the statements of net position and the related statements of revenues, expenses and changes in net position and cash flows.

Management's Responsibility for the Financial Statements

Management is responsible for the preparation and fair presentation of the financial statements in accordance with accounting principles generally accepted in the United States of America; this includes the design, implementation, and maintenance of internal control relevant to the preparation and fair presentation of financial statements that are free from material misstatement, whether due to fraud or error.

Auditor's Responsibility

Our responsibility is to express an opinion on the financial statements based on our audits. We conducted our audits in accordance with auditing standards generally accepted in the United States of America and the standards applicable to financial audits contained in *Government Auditing Standards* issued by the Comptroller General of the United States. Those standards require that we plan and perform the audit to obtain reasonable assurance about whether the financial statements are free from material misstatement.

An audit involves performing procedures to obtain audit evidence about the amounts and disclosures in the financial statements. The procedures selected depend on our judgment, including the assessment of the risks of material misstatement of the financial statements, whether due to fraud or error. In making those risk assessments, we consider internal control relevant to the University's preparation and fair presentation of the financial statements in order to design audit procedures that are appropriate in the circumstances, but not for the purpose of expressing an opinion on the effectiveness of the University's internal control. Accordingly, we express no such opinion. An audit also includes



evaluating the appropriateness of accounting policies used and the reasonableness of significant accounting estimates made by management, as well as evaluating the overall presentation of the financial statements. We believe that the audit evidence we have obtained is sufficient and appropriate to provide a basis for our audit opinion.

Opinion

In our opinion, the financial statements referred to above present fairly, in all material respects, the financial position of the University at June 30, 2015 and 2014, and the respective changes in financial position and cash flows thereof for the years then ended in accordance with accounting principles generally accepted in the United States of America.

Other Matters

Required Supplementary Information

The accompanying management's discussion and analysis on pages 4 through 27 is required by accounting principles generally accepted in the United States of America to supplement the basic financial statements. Such information, although not a part of the basic financial statements, is required by the Governmental Accounting Standards Board who considers it to be an essential part of financial reporting for placing the basic financial statements in an appropriate operational, economic, or historical context. We have applied certain limited procedures to the required supplementary information in accordance with auditing standards generally accepted in the United States of America, which consisted of inquiries of management about the methods of preparing the information and comparing the information for consistency with management's responses to our inquiries, the basic financial statements, and other knowledge we obtained during our audits of the basic financial statements. We do not express an opinion or provide any assurance on the information because the limited procedures do not provide us with sufficient evidence to express an opinion or provide any assurance.

Other Information

Our audit was conducted for the purpose of forming an opinion on the financial statements that collectively comprise the University's financial statements. The accompanying schedule of expenditures of federal awards for the year ended June 30, 2015 is presented for purposes of additional analysis as required by Office of Management and Budget Circular A-133, *Audits of States, Local Governments, and Non-Profit Organizations* and is not a required part of the financial statements.



The accompanying schedule of expenditures of federal awards is the responsibility of management and was derived from and relates directly to the underlying accounting and other records used to prepare the financial statements. Such information has been subjected to the auditing procedures applied in the audit of the financial statements and certain additional procedures, including comparing and reconciling such information directly to the underlying accounting and other records used to prepare the financial statements or to the financial statements themselves, and other additional procedures in accordance with auditing standards generally accepted in the United States of America. In our opinion, the schedule of expenditures of federal awards is fairly stated, in all material respects, in relation to financial statements as a whole.

Other Reporting Required by Government Auditing Standards

In accordance with *Government Auditing Standards*, we have also issued our report dated October 15, 2015 on our consideration of the University's internal control over financial reporting and on our tests of its compliance with certain provisions of laws, regulations, contracts and grant agreements and other matters for the year ended June 30, 2015. The purpose of that report is to describe the scope of our testing of internal control over financial reporting and compliance and the results of that testing and not to provide an opinion on internal control over financial reporting or on compliance. That report is an integral part of an audit performed in accordance with *Government Auditing Standards* in considering the University's internal control over financial reporting and compliance.

PricewaterhouseCoopers LLP

October 15, 2015

THE UNIVERSITY OF MICHIGAN

Management's Discussion and Analysis (Unaudited)

Introduction

The following discussion and analysis provides an overview of the financial position of the University of Michigan (the "University") at June 30, 2015 and 2014 and its activities for the three fiscal years ended June 30, 2015. This discussion has been prepared by management and should be read in conjunction with the financial statements and the notes thereto, which follow this section.

The University is a comprehensive public institution of higher learning with over 61,000 students and approximately 7,700 faculty members on three campuses in southeast Michigan. The University offers a diverse range of degree programs from baccalaureate to post-doctoral levels through 19 schools and colleges, and contributes to the state and nation through related research and public service programs. The University also has a nationally renowned health system which includes three hospitals, 40 health centers, more than 120 outpatient clinics, the University's Medical School and Michigan Health Corporation, a wholly-owned corporation created to pursue joint venture and managed care initiatives. The University, in total, employs over 45,000 regular employees and approximately 13,000 temporary staff.

The University consistently ranks among the nation's top universities by various measures of quality, both in general academic terms, and in terms of strength of offerings in specific academic disciplines and professional subjects. Research is central to the University's mission and a key aspect of its strong reputation among educational institutions. The University is widely recognized for the breadth and excellence of its research enterprise as well as for the exceptional level of cooperation across disciplines, which allows faculty and students to address the full complexity of real-world challenges. The University's Health System also has a tradition of excellence in teaching, advancement of medical science and patient care, consistently ranking among the best health care systems in the nation.

THE UNIVERSITY OF MICHIGAN

Management's Discussion and Analysis (Unaudited)--Continued

Financial Highlights

The University's financial position remains strong, with assets of \$18.5 billion and liabilities of \$5.2 billion at June 30, 2015, compared to assets of \$18.2 billion and liabilities of \$5.1 billion at June 30, 2014. Net position, which represents the residual interest in the University's assets after liabilities are deducted, totaled \$13.3 billion and \$13.1 billion at June 30, 2015 and 2014, respectively. Changes in net position represent the University's results of operations and are summarized for the years ended June 30, 2015 and 2014 as follows:

| | 2015 | 2014 |
|---|---------------|------------|
| | (in millions) | |
| Operating revenues and educational appropriations | \$ 6,307.6 | \$ 5,900.6 |
| Private gifts for operating activities | 172.0 | 166.4 |
| Operating and net interest expenses | (6,735.1) | (6,428.0) |
| | (255.5) | (361.0) |
| Net investment income | 357.8 | 1,653.8 |
| Endowment, capital gifts and grants and other | 135.4 | 282.2 |
| Increase in net position | \$ 237.7 | \$ 1,575.0 |

Net position increased \$238 million in 2015 after an increase of \$1.6 billion in 2014 primarily as a result of net investment income which totaled \$358 million and \$1.7 billion in 2015 and 2014, respectively.

In 2015, operating revenues and educational appropriations increased 6.9 percent, or \$407 million, while total operating and net interest expenses increased 4.8 percent, or \$307 million. Endowment and capital gifts increased significantly in 2014 as a result of the underlying activity associated with the Victors for Michigan campaign which was launched in November 2013.

The results of operations reflect the University's focus on maintaining its national standards academically, in research and in health care within a competitive recruitment environment for faculty and health care professionals and a period of reduced federal funding for research. At the same time, the University is addressing constrained state appropriations and rising health care, regulatory and facility costs with aggressive cost cutting and productivity gains to help preserve access to affordable higher education for Michigan families. To achieve aggressive and sustainable long-term goals for cost cutting and productivity gains, the University is also strategically utilizing resources to bridge cuts and support enterprise-wide information technology projects and other initiatives.

THE UNIVERSITY OF MICHIGAN

Management's Discussion and Analysis (Unaudited)--Continued

The University's long-term investment strategy combined with its endowment spending policy serves to insulate operations from expected volatility in the capital markets and provides for a stable and predictable level of spending distributions from the endowment. Endowment spending rate distributions to University units totaled \$286 million and \$277 million in 2015 and 2014, respectively. The success of the University's long-term investment strategy is evidenced by strong returns over sustained periods of time and the ability to limit losses in the face of challenging markets.

The University invests its financial assets in pools with distinct risk and liquidity characteristics based on its needs, with most of its financial assets invested in two such pools. The University's working capital is primarily invested in relatively short duration, liquid assets, through its Daily and Monthly Portfolios, while the endowment is invested, along with the noncurrent portion of the insurance and benefit reserves, in an equity oriented long-term strategy, through its Long Term Portfolio.

Using the Financial Statements

The University's financial report includes three financial statements: the Statement of Net Position; the Statement of Revenues, Expenses and Changes in Net Position; and the Statement of Cash Flows. These financial statements are prepared in accordance with Governmental Accounting Standards Board ("GASB") principles, which establish standards for external financial reporting for public colleges and universities.

THE UNIVERSITY OF MICHIGAN

Management's Discussion and Analysis (Unaudited)--Continued

Statement of Net Position

The statement of net position presents the financial position of the University at the end of the fiscal year and includes all assets and liabilities of the University. The difference between total assets and total liabilities – net position – is one indicator of the current financial condition of the University, while the change in net position is an indication of whether the overall financial condition has improved or worsened during the year. A comparison of the University's assets, liabilities and net position at June 30, 2015 and 2014 is summarized as follows:

| | 2015 | 2014 |
|--|---------------|-----------|
| | (in millions) | |
| Current assets | \$ 2,243 | \$ 2,317 |
| Noncurrent assets: | | |
| Endowment, life income and other investments | 10,264 | 10,053 |
| Capital assets, net | 5,622 | 5,467 |
| Other | 349 | 358 |
| Total assets | 18,478 | 18,195 |
| Current liabilities | 1,640 | 1,530 |
| Noncurrent liabilities | 3,542 | 3,607 |
| Total liabilities | 5,182 | 5,137 |
| Net position | \$ 13,296 | \$ 13,058 |

The University continues to maintain and protect its strong financial foundation. This financial health, as reflected in the statement of net position at June 30, 2015 and 2014, results from the prudent utilization of financial resources including careful cost controls, preservation of endowment funds, conservative utilization of debt and adherence to a long-range capital plan for the maintenance and replacement of the physical plant.

Current assets consist primarily of cash and cash equivalents, operating and capital investments and accounts receivable and totaled \$2.2 billion and \$2.3 billion at June 30, 2015 and 2014, respectively. Cash, cash equivalents and investments for operating activities totaled \$1.1 billion at June 30, 2015, which represents approximately two months of total expenses excluding depreciation.

Current liabilities consist primarily of accounts payable, accrued compensation, unearned revenue, commercial paper, the current portion of bonds payable and net long-term bonds payable subject to remarketing. Current liabilities totaled \$1.6 billion and \$1.5 billion at June 30, 2015 and 2014, respectively.

THE UNIVERSITY OF MICHIGAN

Management's Discussion and Analysis (Unaudited)--Continued

Endowment, Life Income and Other Investments

The composition of the University's endowment, life income and other investments at June 30, 2015 and 2014 is summarized as follows:

| | 2015 | 2014 |
|--|------------------|------------------|
| | (in millions) | |
| Endowment investments | \$ 9,952 | \$ 9,731 |
| Life income investments | 111 | 119 |
| Noncurrent portion of insurance and benefits obligations investments | 201 | 203 |
| | <u>\$ 10,264</u> | <u>\$ 10,053</u> |

The University's endowment funds consist of both permanent endowments and funds functioning as endowment. Permanent endowments are those funds received from donors with the stipulation that the principal remain inviolate and be invested in perpetuity to produce income that is to be expended for the purposes specified by the donors. Funds functioning as endowment consist of amounts (restricted gifts or unrestricted funds) that have been allocated by the University for long-term investment purposes, but are not limited by donor stipulations requiring the University to preserve principal in perpetuity. Programs supported by endowment funds include scholarships, fellowships, professorships, research efforts and other important programs and activities.

The University uses its endowment funds to support operations in a way that strikes a balance between generating a predictable stream of annual support for current needs and preserving the purchasing power of the endowment funds for future periods. The major portion of the endowment is maintained in the University Endowment Fund, a unitized pool which represents a collection of approximately 9,200 separate (individual) funds, the majority of which are restricted for specific purposes. The University Endowment Fund is invested in the University's Long Term Portfolio, a single diversified investment pool.

The endowment spending rule provides for distributions from the University Endowment Fund to the units that benefit from the endowment fund. At June 30, 2015 and 2014, the annual distribution rate was 4.5 percent of the one-quarter lagged seven year moving average fair value of University Endowment Fund shares. The University's endowment spending rule is one element of an ongoing financial management strategy that has allowed the University to effectively weather the challenging economic environment while avoiding measures such as faculty hiring freezes, furloughs, program cuts or halting construction.

To protect endowment principal in the event of a prolonged market downturn, distributions are limited to 5.3 percent of the current fair value of fund shares. Capital gains or income generated above the endowment spending rate are reinvested so that in lean times funds will be

THE UNIVERSITY OF MICHIGAN

Management's Discussion and Analysis (Unaudited)--Continued

available for distribution. In addition, departments may also use withdrawals from funds functioning as endowment to support capital expenditures and operations.

Endowment spending rate distributions totaled \$292 million, \$283 million and \$276 million and withdrawals from funds functioning as endowment totaled \$13 million, \$137 million and \$24 million in 2015, 2014 and 2013, respectively. Total spending rate distributions combined with withdrawals from funds functioning as endowment averaged 4.1 percent, 6.0 percent and 4.8 percent of the current year average fair value of the University Endowment Fund for 2015, 2014 and 2013, respectively. Over the past ten years, total spending rate distributions combined with withdrawals from funds functioning as endowment averaged 5.1 percent.

Capital and Debt Activities

One of the critical factors in continuing the quality of the University's academic, research and clinical programs is the development and renewal of capital assets. The University continues to implement its long-range plan to modernize its complement of older facilities and strategically invest in new construction.

Capital asset additions totaled \$660 million in 2015, as compared to \$590 million in 2014. Capital asset additions primarily represent renovation and new construction of student residence, academic, research, clinical and athletic facilities, as well as significant investments in equipment, including information technology. Current year capital asset additions were primarily funded with net position and gifts designated for capital purposes of \$563 million, as well as debt proceeds of \$97 million. Construction in progress, which totaled \$529 million at June 30, 2015 and \$271 million at June 30, 2014, includes important projects for student residential life, research, instruction, patient care and athletics.

Projects completed in 2015 include renovation and expansion of the South Quadrangle Residence Hall, the A. Alfred Taubman Health Sciences Library building and the Phyllis Ocker Field Hockey Stadium.

Originally constructed in 1951, South Quadrangle, one of the Universities largest residence halls, underwent a renovation of approximately 106,700 gross square feet of space, including the ground and first floors. The renovation expanded student dining facilities to create a central campus dining center with seating for 950 and provided new and reorganized spaces to enable greater student interaction and community development. Infrastructure improvements within the renovated areas included new plumbing, heating, cooling and fire detection and suppression systems, along with wired and wireless high-speed network access. The project also included renovated bath facilities and accessibility improvements.

THE UNIVERSITY OF MICHIGAN

Management's Discussion and Analysis (Unaudited)--Continued

By moving a large portion of less frequently used library collections off-site, valuable space for academic needs was created in the A. Alfred Taubman Health Sciences Library building. This project renovated approximately 137,000 gross square feet to make use of vacated space and to rearrange and repurpose various functions in the building. The renovated building increases the area dedicated to health sciences instruction, including a clinical skills and simulation suite, and provides additional space for computing services, study and faculty and student services.

Renovations to Phyllis Ocker Field Hockey Field include a newly constructed team support building, with locker rooms for players and coaches, offices, training facilities, hydrotherapy pools and broadcast facilities. A new grandstand with capacity for 1,500 spectators was also constructed as well as a concessions building with public restrooms and improvements to the field, including a new scoreboard, turf and field lighting.

Construction in progress at June 30, 2015 includes several major academic and residential renovation and construction projects. Construction continues on the Munger Graduate Residences, a new state-of-the-art residence hall designed to foster a high level of diversity and interaction among graduate students studying across the university's 19 schools and colleges. By bringing together scholars with different approaches, this trans-disciplinary residence program aims to break up the traditional silos of graduate work and generate new ideas. The eight-story building, scheduled to be completed in July 2015, will accommodate 630 graduate students in an apartment style layout.

Renovation also continues on the West Quadrangle residence hall, as part of the University's residential life initiatives to improve housing and dining facilities and strengthen the connection between living and learning on campus. With the creation of a central campus dining facility in nearby South Quad, the dining area in West Quad is being repurposed for much-needed community and study spaces for student living and learning activities. The renovation also includes infrastructure upgrades such as new plumbing, heating, cooling, and ventilation systems; renovated student rooms and bath facilities; and accessibility improvements. This project is scheduled to be completed in summer 2015.

At the Ross School of Business, a comprehensive renovation of the Kresge Business Administration Library and construction of a new academic building to replace the Computer and Executive Education Building is under way. In total, this project represents approximately 75,000 gross square feet of building renovation and 104,000 gross square feet of new building construction. The project will add classrooms, study space, and faculty and research offices, and enhance non-academic operations to improve the student experience, including student life, financial aid, admissions, and onsite recruiting for careers. Exterior building finishes are also being added to Sam Wyly Hall, the Business Administration Executive Dormitory and the Hill Street Parking Structure to create a unified look for the entire Ross School complex of buildings and provide a welcoming and unified exterior aesthetic for students, faculty and staff. This project is scheduled to be completed in fall 2016.

THE UNIVERSITY OF MICHIGAN

Management's Discussion and Analysis (Unaudited)--Continued

The University is aware of its financial stewardship responsibility and works diligently to manage its financial resources effectively, including the prudent use of debt to finance capital projects. A strong debt rating is an important indicator of the University's success in this area. In February 2014, Moody's affirmed its highest credit rating (Aaa) for bonds backed by a broad revenue pledge based on extremely strong credit fundamentals, including significant financial resources, strong market position and consistent operating performance derived from a well-diversified revenue base. Standard & Poor's also affirmed its highest credit rating (AAA) based on the University's national reputation for academic and research excellence, strong financial resources, positive financial performance, exceptional record of fundraising and manageable debt burden and capital plan. Only three other public universities maintain the highest credit ratings from both Moody's and Standard & Poor's.

Long-term debt activity for the years ended June 30, 2015 and 2014 is summarized as follows:

| | | 2015 | | |
|---------------------------|--|----------------------|-----------|-------------------|
| | | Beginning Balance | Additions | Reductions |
| | | (in millions) | | |
| | | | | Ending Balance |
| Commercial paper Bonds | | \$ 41 | \$ 137 | \$ 40 |
| | | 1,794 | | 64 |
| | | \$ 1,835 | \$ 137 | \$ 104 |
| | | | | \$ 1,868 |
| | | 2014 | | |
| | | Beginning Balance | Additions | Reductions |
| | | (in millions) | | |
| | | | | Ending Balance |
| Commercial paper Bonds | | \$ 55 | \$ 2 | \$ 16 |
| | | 1,752 | 101 | 59 |
| | | \$ 1,807 | \$ 103 | \$ 75 |
| | | | | \$ 1,835 |

The University utilizes commercial paper, backed by a general revenue pledge, to provide interim financing for its capital improvement program. Outstanding commercial paper is converted to long-term debt financing as appropriate, within the normal course of business. Outstanding bonds are supported by the University's general revenues.

During 2014, consistent with capital and debt financing plans, the University issued \$92 million of fixed rate, tax-exempt, general revenue bonds, with a net original issue premium of \$9 million. Total bond proceeds of \$101 million were utilized for capital projects and debt issuance costs.

THE UNIVERSITY OF MICHIGAN

Management's Discussion and Analysis (Unaudited)--Continued

The composition of the University's debt at June 30, 2015 and 2014 is summarized as follows:

| | 2015 | 2014 |
|------------------|-----------------|-----------------|
| | (in millions) | |
| Variable rate: | | |
| Commercial paper | \$ 138 | \$ 41 |
| Bonds | 833 | 850 |
| Fixed rate bonds | 897 | 944 |
| | <u>\$ 1,868</u> | <u>\$ 1,835</u> |

A significant portion of the University's variable rate bonds are subject to remarketing and, in accordance with GASB Interpretation No. 1, such debt is classified as current unless supported by long-term liquidity arrangements such as lines of credit or standby bond purchase agreements, which could refinance the debt on a long-term basis. In the event that variable rate bonds are put back to the University by the debt holder, management believes that the University's strong credit rating will ensure that the bonds will be remarketed within a reasonable period of time. In addition, the University maintains four remarketing agents to achieve a wide distribution of its variable rate debt.

While fixed rate bonds typically have a higher effective rate of interest at the date of issuance as compared to variable rate bonds, they reduce the volatility of required debt service payments and do not require liquidity support, such as letters of credit or guarantees.

Effective interest rates averaged 2.1 percent in both 2015 and 2014, including the federal subsidies for interest on taxable Build America Bonds. In 2014, interest expense included the write-off of unamortized bond issuance costs of \$8 million as required by the adoption of GASB Statement No. 65, *Items Previously Reported as Assets and Liabilities* ("GASB 65"). Interest expense net of federal subsidies received for interest on taxable Build America Bonds and interest capitalized during construction totaled \$42 million in 2015 and \$47 million in 2014. Capitalized interest on debt financed construction in progress totaled \$2 million in 2015. There was no interest capitalized in 2014.

THE UNIVERSITY OF MICHIGAN

Management's Discussion and Analysis (Unaudited)--Continued

Obligations for Postemployment Benefits

In accordance with GASB Statement No. 45, *Accounting and Financial Reporting by Employers for Postemployment Benefits Other than Pensions*, the University recognizes the cost of postemployment benefits during the periods when employees render their services. Using current actuarial assumptions, and presuming a continuation of the current level of benefits, the University's obligations for postemployment benefits totaled \$1.75 billion and \$1.73 billion at June 30, 2015 and 2014, respectively. Since a portion of retiree medical services will be provided by the University's Health System, this liability is net of the related margin and fixed costs of providing those services which totaled \$331 million and \$303 million at June 30, 2015 and 2014, respectively.

By implementing a series of health benefit initiatives over the past ten years, the University has favorably impacted its actuarial accrued liability for postemployment benefits by approximately \$831 million as of June 30, 2015. These initiatives have included cost sharing changes, elimination of Medicare Part B reimbursements for certain retirees and the adjustment of retirement eligibility criteria. The University amortizes changes in actuarial assumptions, plan design and experience gains and losses over a ten-year closed period. Accordingly, the liability for net postemployment benefits obligations recorded in the statement of net position differs from the actuarial accrued liability by the unamortized portion of these changes. At June 30, 2015, the recorded liability for net postemployment benefits obligations totaled \$1.75 billion and the actuarial accrued liability totaled \$1.89 billion.

THE UNIVERSITY OF MICHIGAN

Management's Discussion and Analysis (Unaudited)--Continued

Net Position

Net position represents the residual interest in the University's assets after liabilities are deducted. The composition of the University's net position at June 30, 2015 and 2014 is summarized as follows:

| | 2015 | 2014 |
|--|------------------|------------------|
| | (in millions) | |
| Net investment in capital assets | \$ 3,782 | \$ 3,698 |
| Restricted: | | |
| Nonexpendable: | | |
| Permanent endowment corpus | 1,674 | 1,535 |
| Expendable: | | |
| Net appreciation of permanent endowments | 1,708 | 1,725 |
| Funds functioning as endowment | 2,061 | 2,008 |
| Restricted for operations and other | 603 | 739 |
| Unrestricted | 3,468 | 3,353 |
| | <u>\$ 13,296</u> | <u>\$ 13,058</u> |

Net investment in capital assets represents the University's capital assets net of accumulated depreciation and outstanding principal balances of debt related to the acquisition, construction or improvement of those assets. The \$84 million increase in 2015 reflects the University's continued development and renewal of its capital assets in accordance with its long-range capital plan.

Restricted nonexpendable net position represents the historical value (corpus) of gifts to the University's permanent endowment funds. The \$139 million increase in 2015 primarily represents new gifts. Restricted expendable net position is subject to externally imposed stipulations governing their use and includes net appreciation of permanent endowments, funds functioning as endowment and net position restricted for operations, facilities and student loan programs. Restricted expendable net position totaled \$4.4 billion at June 30, 2015, as compared to \$4.5 billion at June 30, 2014. The decrease of approximately \$100 million in 2015 is driven primarily by the spend down of existing capital gifts offset somewhat by new gifts and investment returns.

Although unrestricted net position is not subject to externally imposed stipulations, all of the University's unrestricted net position has been designated for various academic programs, research initiatives and capital projects. Unrestricted net position at June 30, 2015 and 2014 totaled \$3.5 billion and \$3.4 billion, respectively. At June 30, 2015 and 2014, unrestricted net position included funds functioning as endowment of \$4.3 billion offset by unfunded obligations for postemployment benefits of \$1.7 billion. Unrestricted net position also includes other net resources which totaled approximately \$900 million and \$800 million at June 30, 2015 and 2014, respectively.

THE UNIVERSITY OF MICHIGAN

Management's Discussion and Analysis (Unaudited)--Continued

Statement of Revenues, Expenses and Changes in Net Position

The statement of revenues, expenses and changes in net position presents the University's results of operations. In accordance with GASB reporting principles, revenues and expenses are classified as either operating or nonoperating. A comparison of the University's revenues, expenses and changes in net position for the three years ended June 30, 2015 is summarized as follows:

| | 2015 | 2014 (in millions) | 2013 |
|---|-------------|-----------------------|-------------|
| Operating revenues: | | | |
| Net student tuition and fees | \$ 1,145.9 | \$ 1,107.6 | \$ 1,064.7 |
| Sponsored programs | 1,047.4 | 1,027.6 | 1,076.0 |
| Patient care revenues, net | 3,264.8 | 3,001.3 | 2,786.1 |
| Other | 465.3 | 398.4 | 390.5 |
| | 5,923.4 | 5,534.9 | 5,317.3 |
| Operating expenses | 6,693.2 | 6,381.3 | 6,121.0 |
| Operating loss | (769.8) | (846.4) | (803.7) |
| Nonoperating and other revenues (expenses): | | | |
| State educational appropriations | 340.2 | 321.7 | 315.9 |
| Federal Pell grants | 44.0 | 44.0 | 43.2 |
| Private gifts for operating activities | 172.0 | 166.4 | 168.6 |
| Net investment income | 357.8 | 1,653.8 | 847.3 |
| Interest expense, net | (49.3) | (54.2) | (49.3) |
| Federal subsidies for interest on Build America Bonds | 7.4 | 7.5 | 8.2 |
| Endowment and capital gifts and grants | 138.2 | 297.7 | 212.1 |
| Other | (2.8) | (15.5) | (12.4) |
| Nonoperating and other revenues, net | 1,007.5 | 2,421.4 | 1,533.6 |
| Increase in net position | 237.7 | 1,575.0 | 729.9 |
| Net position, beginning of year | 13,058.1 | 11,483.1 | 10,753.2 |
| Net position, end of year | \$ 13,295.8 | \$ 13,058.1 | \$ 11,483.1 |

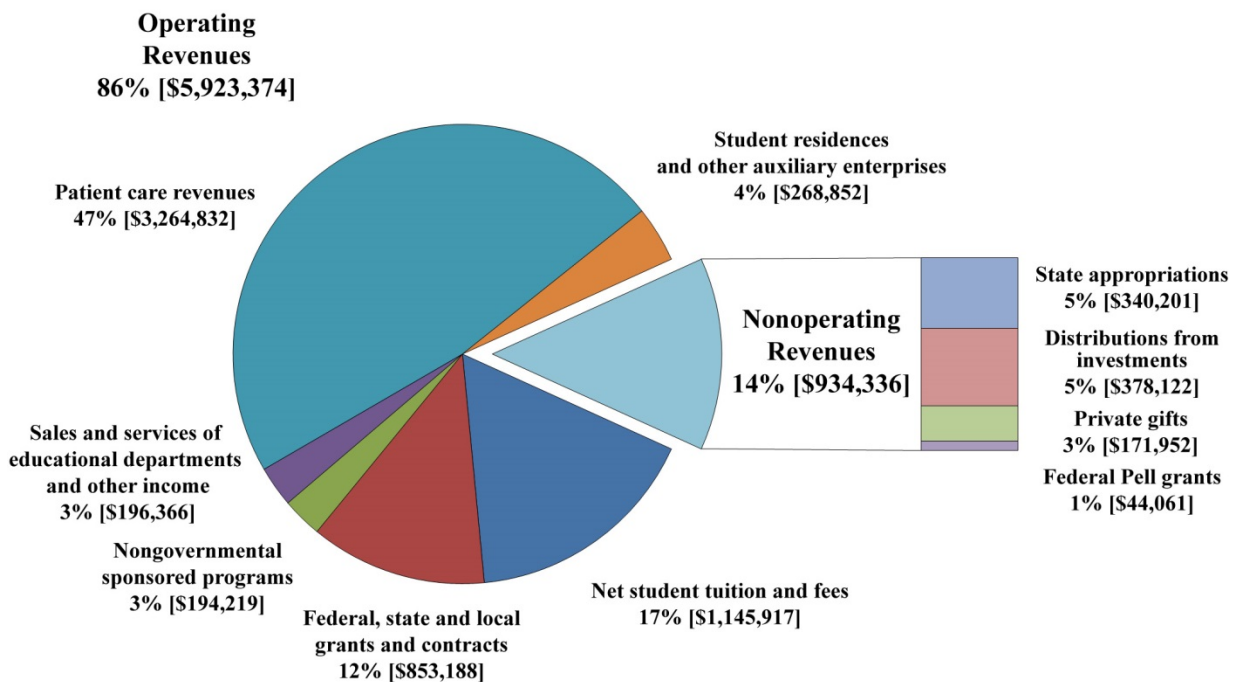
One of the University's greatest strengths is the diverse streams of revenue that supplement its student tuition and fees, including private support from individuals, foundations and corporations, along with government and other sponsored programs, state appropriations and investment income. The University continues to aggressively seek funding from all possible sources consistent with its mission in order to supplement student tuition and prudently manage the financial resources realized from these efforts to fund its operating activities, which include instruction, patient care and research.

THE UNIVERSITY OF MICHIGAN

Management's Discussion and Analysis (Unaudited)--Continued

The following is a graphic illustration of revenues by source, both operating and nonoperating, which are used to fund the University's operating activities for the year ended June 30, 2015 (amounts are presented in thousands of dollars). Certain recurring sources of the University's revenues are considered nonoperating, as defined by GASB, such as state appropriations, distributions from investments, private gifts and federal Pell grants.

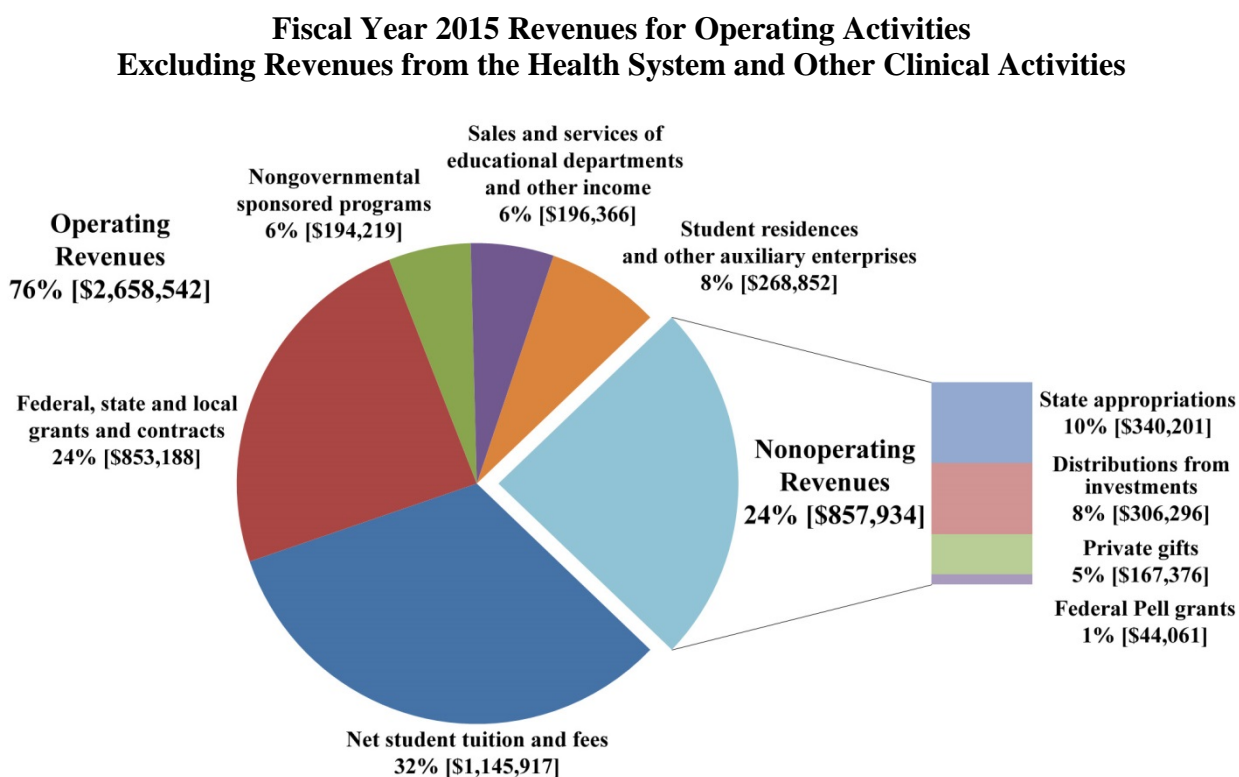
Fiscal Year 2015 Revenues for Operating Activities



THE UNIVERSITY OF MICHIGAN

Management's Discussion and Analysis (Unaudited)--Continued

The University measures its performance both for the University as a whole and for the University without its Health System and other clinical activities. The exclusion of these activities allows a clearer view of the operations of the schools and colleges, as well as central administration. The following is a graphic illustration of University revenues by source, both operating and nonoperating, which are used to fund operating activities other than the Health System and other clinical activities, for the year ended June 30, 2015 (amounts are presented in thousands of dollars).



Tuition and state appropriations are the primary sources of funding for the University's academic programs. There is a relationship between the growth or reduction in state support and the University's ability to restrain tuition fee increases. Together, net student tuition and fees and state appropriations increased 4 percent, or \$57 million, to \$1.49 billion in 2015, as compared to 4 percent, or \$49 million, to \$1.43 billion in 2014.

THE UNIVERSITY OF MICHIGAN

Management's Discussion and Analysis (Unaudited)--Continued

The University has been able to avoid the severe cuts and double digit tuition increases experienced elsewhere in the country due to a prudent long-term plan which anticipated the realities of the state's challenging economy. The University's plan includes an ongoing commitment to cost containment and reallocating resources to the highest priorities to provide support for innovative new initiatives to maintain academic excellence and help students keep pace with the evolving needs of society.

In 2015, the University's state educational appropriations increased 6 percent, or \$18 million, to \$340 million. This follows a year when the University's state educational appropriations increased 2 percent, or \$6 million, to \$322 million in 2014.

For the three years ended June 30, 2015, net student tuition and fees revenue consisted of the following components:

| | 2015 | 2014 | 2013 |
|-----------------------------|-------------------|-------------------|-------------------|
| | (in millions) | | |
| Student tuition and fees | \$ 1,458.6 | \$ 1,405.3 | \$ 1,349.1 |
| Less scholarship allowances | 312.7 | 297.7 | 284.4 |
| | <u>\$ 1,145.9</u> | <u>\$ 1,107.6</u> | <u>\$ 1,064.7</u> |

In 2015, net student tuition and fees revenue increased 3 percent, or \$38 million, to \$1.15 billion, which reflects a 4 percent, or \$53 million, increase in gross tuition and fee revenues offset by a 5 percent, or \$15 million, increase in scholarship allowances. Tuition rate increases in 2015 were 1.6 percent for resident undergraduate students, 3.4 percent for nonresident undergraduate students and 2.4 percent for most graduate students on the Ann Arbor campus, with a 3.2 percent tuition rate increase for most undergraduate and graduate students on the Dearborn campus and a 3.0 percent tuition rate increase for undergraduate and graduate students on the Flint campus. The total number of students remained relatively stable; however, the University continues to experience a shift in mix from resident to non-resident students.

In 2014, net student tuition and fees revenue increased 4 percent, or \$43 million, to \$1.11 billion, which reflects a 4 percent, or \$56 million, increase in gross tuition and fee revenues offset by a 5 percent, or \$13 million, increase in scholarship allowances. Tuition rate increases in 2014 were 1.1 percent for resident undergraduate students, 3.2 percent for nonresident undergraduate students and 1.8 percent for most graduate students on the Ann Arbor campus, with a 3.5 percent tuition rate increase for most undergraduate and graduate students on the Dearborn campus and 3.5 percent and 3.0 percent tuition rate increases for undergraduate and graduate students on the Flint campus, respectively. The University also experienced moderate growth in the number of students, particularly nonresident students.

THE UNIVERSITY OF MICHIGAN

Management's Discussion and Analysis (Unaudited)--Continued

The University's tuition rate increases have consistently been among the lowest in the state, even in years of significant reductions in state appropriations, which reflects a commitment to affordable higher education for Michigan families. At the same time, the University has also increased scholarship and fellowship expenses and related allowances to benefit students in financial need.

While tuition and state appropriations fund a large percentage of University costs, private support is also essential to the University's academic distinction. Private gifts for other than capital and permanent endowment purposes totaled \$172 million in 2015, as compared to \$166 million in 2014 and \$169 million in 2013.

The University receives revenues for sponsored programs from various government agencies and private sources, which normally provide for both direct and indirect costs to perform these sponsored activities, with a significant portion related to federal research. Revenues for sponsored programs increased 2 percent, or \$20 million, to \$1.0 billion in 2015, driven primarily by a continued increase in revenue from industry sponsored activities. Revenues for sponsored programs decreased 4 percent, or \$48 million, to \$1.0 billion in 2014, which reflects the ongoing impact of sequestration and continued competitive pressure associated with obtaining federally sponsored funds, offset somewhat by increased revenue from industry sponsored activities.

Patient care revenues are principally generated within the University's hospitals and ambulatory care facilities under contractual arrangements with governmental payers and private insurers. Patient care revenues increased 9 percent, or \$264 million, to \$3.3 billion in 2015, as compared to an increase of 8 percent, or \$215 million, to \$3.0 billion in 2014. The increased revenues for both years primarily resulted from growth in outpatient and inpatient volume, as well as an increase in revenue per patient case driven by favorable changes in payment rates.

Net investment income totaled \$358 million in 2015, compared to \$1.7 billion in 2014 and \$847 million in 2013. In 2015, markets were characterized by a strengthening US dollar and large declines in prices for oil and commodities, both of which impacted returns for a variety of risk assets. Marketable equities were moderately positive for developed countries, including the US; fixed income and absolute return strategies generated low single-digit returns; while emerging market equities returns were negative for the year. Alternative investment results were mixed, with venture capital leading with high double-digit returns while natural resources were down significantly in response to lower oil and natural gas prices. In 2014 and 2013, returns were strong in developed market equities, absolute return strategies and all alternative asset classes. In addition, the fixed income asset class which experienced small losses in 2013 achieved double digit returns in 2014.

THE UNIVERSITY OF MICHIGAN

Management's Discussion and Analysis (Unaudited)--Continued

Endowment and capital gifts and grants totaled \$138 million in 2015, as compared to \$298 million and \$212 million in 2014 and 2013, respectively, with the significant increase in 2014 and 2013 due primarily to capital gifts. Private gifts for permanent endowment purposes totaled \$115 million in 2015, as compared to \$89 million and \$78 million in 2014 and 2013, respectively. Capital gifts and grants totaled \$23 million in 2015, as compared to \$209 million and \$134 million in 2014 and 2013, respectively. Over the past three years, major capital gifts have been received in support of the University's wide-ranging building initiatives which include graduate student housing, the Health System, Law School, Stephen M. Ross School of Business, College of Engineering and Intercollegiate Athletics current and planned capital projects.

In addition to revenue diversification, the University continues to make cost containment an ongoing priority. This is necessary as the University continues to face significant financial pressures, particularly in the areas of compensation and benefits, which represent 64 percent of total expenses, as well as in the areas of energy, technology and ongoing maintenance of facilities and infrastructure.

A comparative summary of the University's expenses for the three years ended June 30, 2015 is as follows (amounts in millions):

| | 2015 | | 2014 | | 2013 | |
|------------------------------|------------|------|------------|------|------------|------|
| Operating: | | | | | | |
| Compensation and benefits | \$ 4,330.9 | 64% | \$ 4,150.8 | 64% | \$ 3,965.0 | 64% |
| Supplies and services | 1,735.9 | 26 | 1,618.5 | 25 | 1,555.8 | 25 |
| Depreciation | 493.6 | 7 | 487.5 | 8 | 476.9 | 8 |
| Scholarships and fellowships | 132.8 | 2 | 124.5 | 2 | 123.3 | 2 |
| | 6,693.2 | 99 | 6,381.3 | 99 | 6,121.0 | 99 |
| Nonoperating: | | | | | | |
| Interest, net | 41.9 | 1 | 46.7 | 1 | 41.1 | 1 |
| | \$ 6,735.1 | 100% | \$ 6,428.0 | 100% | \$ 6,162.1 | 100% |

The University is committed to recruiting and retaining outstanding faculty and staff and the compensation package is one way to successfully compete with peer institutions and nonacademic employers. The resources expended for compensation and benefits increased 4 percent, or \$180 million, to \$4.3 billion in 2015, as compared to 5 percent, or \$186 million, to \$4.2 billion in 2014. Of the 2015 increase, compensation increased 5 percent, to \$3.4 billion, and employee benefits increased 2 percent, to \$962 million. For 2014, compensation increased 5 percent, to \$3.2 billion, and employee benefits increased 5 percent, to \$947 million. During 2015 and 2014, nursing and other health professionals were added to support higher patient volume levels.

THE UNIVERSITY OF MICHIGAN

Management's Discussion and Analysis (Unaudited)--Continued

The University faces external and industry realities that put significant pressure on its ability to reduce compensation costs while remaining competitive. To help address this risk, the University continues to review components of its existing benefits program to find opportunities for potential savings without compromising the ability to offer competitive benefits to all faculty and staff.

Effective January 1, 2015, the University changed its defined contribution retirement plan to use base pay alone as eligible pay for calculating plan contributions. Elements of salary beyond base pay such as administrative and added-duties differentials, one-time lump sum payments, overtime pay, and payout of unused vacation time upon termination will now be excluded from retirement savings calculations. Additionally, University contributions to the plan for certain employees of its health system were reduced to a cap of 9 percent from 10 percent of eligible pay to better align these benefits with those offered within the health care industry. All employees participating in the University's retirement savings plans continue to have the option to save additional base pay via a supplemental retirement account on a pre-tax basis.

Health care benefits are one of the most significant employee benefits. Over the past several years, the University has implemented initiatives to better control its rate of cost increase, encourage employees to choose the lowest cost health care plan that meets their needs and share a larger portion of health care cost increases with employees.

Compared to most employers, the University is in a unique position to utilize internal experts to advise and guide its health care and drug plans. For example, the Pharmacy Benefits Advisory Committee, which consists of internal experts including Health System physicians, School of Pharmacy faculty and on-staff pharmacists, monitors the safety and effectiveness of covered medications and guides appropriate prescribing, dispensing and cost effective use of prescription drugs. In addition, the University utilizes its nationally recognized health policy experts to guide future health plan strategies.

During 2013, the University began to implement changes to eligibility requirements and the University contribution to retiree health benefits that were announced in 2011. These changes were recommended by a committee that evaluated ways to maintain competitive retiree health benefits while helping address the acceleration of future costs. The changes are being phased in over eight years in order to assist current employees with the transition.

The University utilizes a point system to determine retirement eligibility, where points represent the combination of age and years of service for full-time employees. The points needed to retire with health benefits will gradually be increased from 76 in 2013 to 80 in 2021. Over the same period, the University's contribution towards health care benefits will gradually decrease from 87.5 percent for the retiree and 65 percent for any dependents for employees who retire in 2013 to a maximum of 80 percent for the retiree and 50 percent for any dependents for employees who retire in 2021. Employees who retire after

THE UNIVERSITY OF MICHIGAN

Management's Discussion and Analysis (Unaudited)--Continued

December 31, 2020 will need a minimum of 20 years of service to receive the maximum contribution upon retirement with 20 or more years of service will be 68 percent for the retiree and 26 percent for any dependents. These adjustments will keep the University's retiree benefits competitive with peer institutions while producing an estimated \$9 million reduction in annual cash outlay by 2020 and an estimated \$165 million reduction in annual cash outlay by 2040.

The University continues to monitor and evaluate the cost of employee and retiree health benefits, following key benchmarks to ensure competitiveness with local and national higher education and health care markets. As national health care reforms are implemented under the Affordable Care Act, the University is closely tracking cost and coverage implications. Careful stewardship of our health benefit plans helps maintain our competitive position while preserving funding for the University's core mission.

The MHealthy initiative is a University-wide effort to improve the health and well-being of faculty, staff and their dependents by creating a culture of health and reducing or preventing health risks in our population. A five-year review of the program conducted in 2015 noted that overall annual program participation has been stable, with over 20,000 employees. Over the five-year period, decreases in the percentage of high risk employees occurred in many risk areas including back pain, alcohol, tobacco, nutrition and physical activity.

These initiatives and programs reflect the reality of the national landscape, while remaining true to the commitment we make to our employees for a robust benefits package.

Supplies and services expenses increased 7 percent, or \$117 million, to \$1.74 billion in 2015, as compared to an increase of 4 percent, or \$63 million, to \$1.62 billion in 2014. These increases were primarily due to growth in patient care related expenses including higher costs of prescription drugs and surgical implants, as well as activation costs associated with significant capital projects. During 2014, the new Northville Health Center facility was placed in service and the University implemented several significant information technology systems, including the third phase of an electronic medical record and patient billing system.

Depreciation expense increased 1 percent, or \$6 million, to \$494 million in 2015, as compared to an increase of 2 percent, or \$11 million, to \$488 million in 2014. The increased depreciation expense is primarily related to the completion of current year capital projects, as well as the impact of a full year of depreciation for the capital projects completed during the prior year. Capital assets placed in service during 2015 include the renovation and expansion of South Quad, the A. Alfred Taubman Health Sciences Library buildings and the Phyllis Ocker Field Hockey Stadium. Capital assets completed in 2014 include the renovations of East Quad and the Lawyers Club, the expansion of the ISR building and the Northville Health Center facility, and in 2013 include the renovation and expansion of Crisler Arena and the Michigan Memorial Phoenix Laboratory.

THE UNIVERSITY OF MICHIGAN

Management's Discussion and Analysis (Unaudited)--Continued

Net interest expense decreased \$5 million in 2015 to \$42 million, from \$47 million in 2014 and \$41 million in 2013. The decrease in 2015 was primarily driven by the write-off of unamortized bond issuance costs during 2014 in connection with the adoption of GASB 65.

In addition to their natural (object) classification, it is also informative to review operating expenses by function. A comparative summary of the University's expenses by functional classification for the three years ended June 30, 2015 is as follows (amounts in millions):

| | 2015 | | 2014 | | 2013 | |
|-------------------------------------|-------------------|-------------|-------------------|-------------|-------------------|-------------|
| Operating: | | | | | | |
| Instruction | \$ 983.5 | 15% | \$ 953.9 | 15% | \$ 924.5 | 15% |
| Research | 706.1 | 10 | 708.8 | 11 | 750.2 | 12 |
| Public service | 189.4 | 3 | 152.8 | 2 | 148.9 | 2 |
| Institutional and academic support | 581.5 | 9 | 542.9 | 8 | 530.8 | 9 |
| Auxiliary enterprises: | | | | | | |
| Patient care | 3,127.1 | 46 | 2,925.0 | 46 | 2,752.5 | 44 |
| Other | 201.5 | 3 | 208.5 | 3 | 157.6 | 3 |
| Operations and maintenance of plant | 277.7 | 4 | 277.4 | 4 | 256.3 | 4 |
| Depreciation | 493.6 | 7 | 487.5 | 8 | 476.9 | 8 |
| Scholarships and fellowships | 132.8 | 2 | 124.5 | 2 | 123.3 | 2 |
| | 6,693.2 | 99 | 6,381.3 | 99 | 6,121.0 | 99 |
| Nonoperating: | | | | | | |
| Interest, net | 41.9 | 1 | 46.7 | 1 | 41.1 | 1 |
| | <u>\$ 6,735.1</u> | <u>100%</u> | <u>\$ 6,428.0</u> | <u>100%</u> | <u>\$ 6,162.1</u> | <u>100%</u> |

Instruction expenses increased 3 percent, or \$30 million in 2015, and 3 percent, or \$29 million in 2014. This increase is consistent with the modest level of growth in the related revenue sources offset by cost containment efforts.

Research expenses decreased 0.4 percent or \$3 million in 2015 and decreased 6 percent or \$41 million in 2014, reflecting continued pressure from sequestration and intense competition for research dollars. To measure its total volume of research expenditures, the University considers research expenses, included in the above table, as well as research related facilities and administrative expenses, research initiative and start-up expenses and research equipment purchases. These amounts aggregated \$1.3 billion in both 2015 and 2014.

THE UNIVERSITY OF MICHIGAN

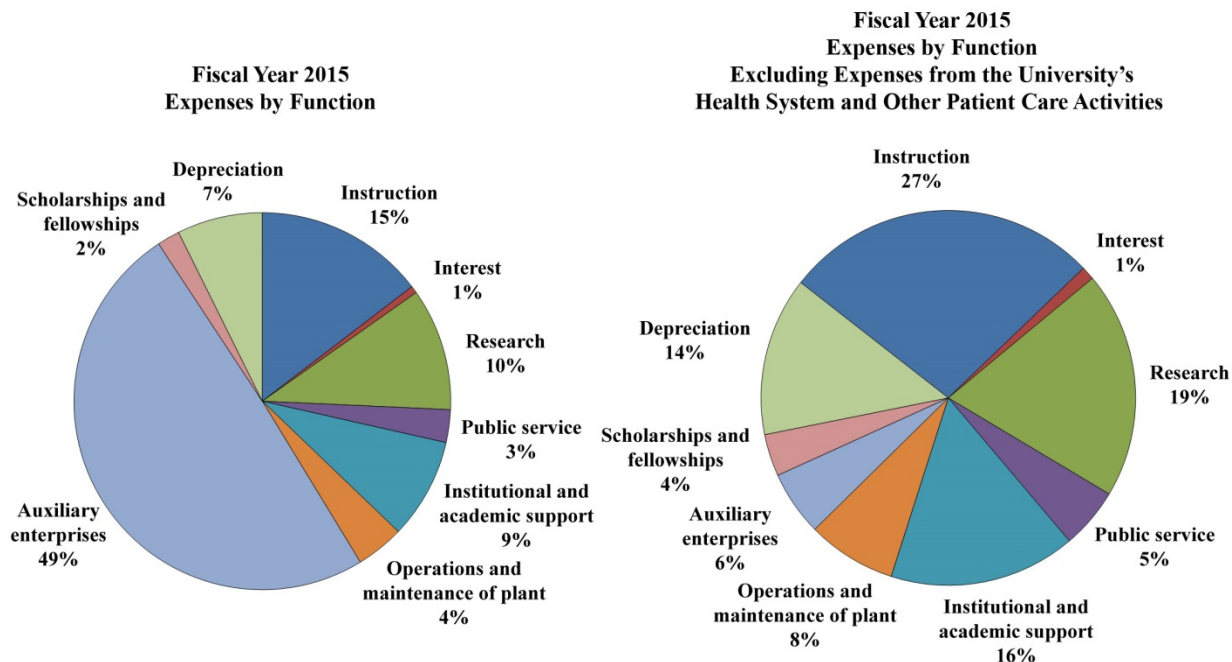
Management's Discussion and Analysis (Unaudited)--Continued

Patient care expenses increased 7 percent, or \$202 million, in 2015 and 6 percent, or \$173 million, in 2014. These increases are the result of additional patient care volume, including costs of staffing, medical supplies and pharmaceuticals.

Total scholarships and fellowships provided to students aggregated \$465 million in 2015, as compared to \$441 million in 2014 and \$426 million in 2013, an increase of 9 percent over the past two years. Tuition, housing and fees revenues are reported net of aid applied to students' accounts, while amounts paid directly to students are reported as scholarship and fellowship expenses. Scholarships and fellowships for the three years ended June 30, 2015 are summarized as follows:

| | 2015 | 2014 | 2013 |
|-------------------------------|-----------------|-----------------|-----------------|
| | (in millions) | | |
| Paid directly to students | \$ 132.8 | \$ 124.5 | \$ 123.3 |
| Applied to tuition and fees | 312.7 | 297.7 | 284.4 |
| Applied to University Housing | 19.8 | 18.6 | 18.0 |
| | <u>\$ 465.3</u> | <u>\$ 440.8</u> | <u>\$ 425.7</u> |

The following graphic illustrations present total expenses by function, with and without the University's Health System and other patient care activities:



THE UNIVERSITY OF MICHIGAN

Management's Discussion and Analysis (Unaudited)--Continued

Statement of Cash Flows

The statement of cash flows provides additional information about the University's financial results by reporting the major sources and uses of cash. A comparative summary of the statement of cash flows for the years ended June 30, 2015 and 2014 is as follows:

| | 2015 | 2014 |
|---|---------------|------------|
| | (in millions) | |
| Cash received from operations | \$ 5,943.7 | \$ 5,562.4 |
| Cash expended for operations | (6,238.8) | (5,880.0) |
| Net cash used in operating activities | (295.1) | (317.6) |
| Net cash provided by investing activities | 291.0 | 102.8 |
| Net cash used in capital and related financing activities | (617.0) | (434.9) |
| Net cash provided by noncapital financing activities | 660.8 | 614.2 |
| Net increase (decrease) in cash and cash equivalents | 39.7 | (35.5) |
| Cash and cash equivalents, beginning of year | 65.8 | 101.3 |
| Cash and cash equivalents, end of year | \$ 105.5 | \$ 65.8 |

Cash received from operations primarily consists of student tuition, sponsored program grants and contracts and patient care revenues. Significant sources of cash provided by noncapital financing activities, as defined by GASB, include state appropriations, federal Pell grants and private gifts used to fund operating activities.

Economic Factors That Will Affect the Future

The University continues to face significant financial challenges to its academic programs, stemming from the State's uncertain financial circumstances. Given the continuation of this difficult economic environment, it is noteworthy that the University maintains the highest credit ratings of Moody's (Aaa) and Standard & Poor's (AAA). Achieving and maintaining the highest credit ratings provides the University with significant flexibility in securing capital funds on the most competitive terms. This flexibility, along with ongoing efforts toward revenue diversification and cost containment, will enable the University to provide the necessary resources to support a consistent level of excellence in service to students, patients, the research community, the state and the nation.

THE UNIVERSITY OF MICHIGAN

Management's Discussion and Analysis (Unaudited)--Continued

A crucial element to the University's future continues to be a strong relationship with the state of Michigan. Historically, there has been a connection between the growth, or reduction, of state support and the University's ability to control tuition increases. Over the past several years, the University has successfully addressed the realities of the state's difficult economy and, pursuant to a long-range plan, continues to work relentlessly to cut and mitigate operational costs in order to remain affordable and preserve access, while protecting the academic enterprise.

The University's budget for 2016 anticipates a 1.4 percent increase in state educational appropriations, a 2.7 percent tuition rate increase for Ann Arbor campus resident undergraduates and an 8.0 percent increase in centrally awarded financial aid. Nonresident undergraduate tuition rates will increase 3.7 percent, while most graduate and professional rates will increase 2.7 percent. Resident undergraduate tuition rates on the Dearborn and Flint campuses will increase 3.2 percent.

While tuition and state appropriations fund a large percentage of academic costs, private support is also essential to the University's academic distinction. In November 2013, the University launched the public phase of a major fundraising campaign with the announcement of an ambitious goal of \$4 billion. The campaign, titled "Victors for Michigan", is focused on raising funds for three priority areas of student support, engaged learning and bold ideas, in order to better prepare tomorrow's leaders and address the complex problems facing the world. Since commencing the quiet phase of the campaign in 2011, the University has raised 73 percent of the goal, in cash, pledges and bequests. The campaign will continue through 2018.

The University continues to execute its long-range plan to modernize and expand its complement of older facilities while adding key new facilities for instruction, research, patient care and residential life. This strategy addresses the University's growth and the continuing effects of technology on teaching, research and clinical activities. Authorized costs to complete construction and other projects totaled \$828 million at June 30, 2015. Funding for these projects is anticipated to include \$738 million from gifts, grants and net position designated for capital purposes as well as future borrowings, \$73 million from the State Building Authority and \$17 million from the utilization of unexpended debt proceeds.

In addition to strategic capital and technological investments, the University's Health System is also focusing on clinical affiliation arrangements to enhance patient care, clinical research, physician recruitment and support services. During 2014, the Health System signed a letter of intent to affiliate with Allegiance Health Services, a community hospital and health care provider in Jackson County. The University allowed the letter of intent to expire during 2015.

THE UNIVERSITY OF MICHIGAN

Management's Discussion and Analysis (Unaudited)--Continued

While the University's Hospitals and Health Centers are well positioned to maintain a strong financial position in the near term, ongoing constraints on revenue are expected due to fiscal pressures from employers and federal and state governments. Management believes that much of the payment pressure can be offset by growth in patient volume and continued efforts to contain certain costs.

The University will continue to employ its long-term investment strategy to maximize total returns, at an appropriate level of risk, while utilizing a spending rate policy to preserve endowment capital and insulate the University's operations from temporary market volatility.

As a labor-intensive organization, the University faces competitive pressures related to attracting and retaining faculty and staff. Moreover, consistent with the national landscape, the University also faces rising costs of health benefits for its employees and retirees. The University has successfully taken and will continue to take proactive steps to respond to these challenges while protecting the quality of the overall benefits package.

U.S. health care reform will also continue to influence benefits planning. Since the Affordable Care Act was signed into law in March 2010 and subsequently affirmed by the Supreme Court, new regulatory requirements continue to affect health plans, providers and employers alike. Beginning in 2011, the University has implemented several initiatives in response to this new law including required cost-sharing, eligibility, and communications changes. University experts are continuing to assess additional health care reform impacts, including health insurance exchanges for large employers in 2017 and the excise tax on high-cost plans in 2018. Commencing January 1, 2016, the University will also be required to offer minimum essential health coverage to 95 percent of its full time employees regardless of regular or temporary status. The University is working to develop clear strategies and options for the future that will ensure compliance over the coming years of regulatory change.

While it is not possible to predict the ultimate results, management believes that the University's financial position will remain strong.

THE UNIVERSITY OF MICHIGAN

Consolidated Statement of Net Position

| | June 30, | |
|--|-----------------------------|-----------------------------|
| | 2015 | 2014 |
| | (in thousands) | |
| Assets | | |
| Current Assets: | | |
| Cash and cash equivalents | \$ 105,465 | \$ 65,762 |
| Investments for operating activities | 957,915 | 943,663 |
| Investments for capital activities | 294,013 | 440,831 |
| Investments for student loan activities | 55,751 | 57,311 |
| Accounts receivable, net | 580,291 | 565,621 |
| Current portion of notes and pledges receivable, net | 79,445 | 74,120 |
| Current portion of prepaid expenses and other assets | 86,581 | 83,985 |
| Cash collateral held by agent | 83,203 | 85,657 |
| Total Current Assets | <u>2,242,664</u> | <u>2,316,950</u> |
| Noncurrent Assets: | | |
| Endowment, life income and other investments | 10,264,326 | 10,053,139 |
| Notes and pledges receivable, net | 321,639 | 334,551 |
| Prepaid expenses and other assets | 27,101 | 23,934 |
| Capital assets, net | 5,622,386 | 5,466,671 |
| Total Noncurrent Assets | <u>16,235,452</u> | <u>15,878,295</u> |
| Total Assets | <u>\$ 18,478,116</u> | <u>\$ 18,195,245</u> |
| Liabilities and Net Position | | |
| Current Liabilities: | | |
| Accounts payable | \$ 232,110 | \$ 238,669 |
| Accrued compensation and other | 365,789 | 363,790 |
| Unearned revenue | 228,144 | 217,012 |
| Current portion of insurance and benefits reserves | 84,634 | 86,014 |
| Current portion of obligations for postemployment benefits | 65,172 | 66,262 |
| Commercial paper and current portion of bonds payable | 201,146 | 107,860 |
| Long-term bonds payable subject to remarketing, net | 336,374 | 319,479 |
| Collateral held for securities lending | 83,203 | 85,657 |
| Deposits of affiliates and others | 43,890 | 45,602 |
| Total Current Liabilities | <u>1,640,462</u> | <u>1,530,345</u> |
| Noncurrent Liabilities: | | |
| Accrued compensation | 53,606 | 61,110 |
| Insurance and benefits reserves | 108,271 | 108,650 |
| Obligations for postemployment benefits | 1,687,691 | 1,665,192 |
| Obligations under life income agreements | 46,570 | 48,590 |
| Government loan advances | 87,483 | 87,343 |
| Bonds payable | 1,330,897 | 1,407,320 |
| Deposits of affiliates and other | 227,329 | 228,621 |
| Total Noncurrent Liabilities | <u>3,541,847</u> | <u>3,606,826</u> |
| Total Liabilities | <u>5,182,309</u> | <u>5,137,171</u> |
| Net Position: | | |
| Net investment in capital assets | 3,782,130 | 3,697,894 |
| Restricted: | | |
| Nonexpendable | 1,673,996 | 1,535,326 |
| Expendable | 4,371,607 | 4,471,681 |
| Unrestricted | 3,468,074 | 3,353,173 |
| Total Net Position | <u>13,295,807</u> | <u>13,058,074</u> |
| Total Liabilities and Net Position | <u>\$ 18,478,116</u> | <u>\$ 18,195,245</u> |

The accompanying notes are an integral part of the consolidated financial statements.

THE UNIVERSITY OF MICHIGAN

**Consolidated Statement of Revenues, Expenses
and Changes in Net Position**

| | Year Ended June 30, | |
|--|----------------------------|----------------------|
| | 2015 | 2014 |
| | (in thousands) | |
| Operating Revenues | | |
| Student tuition and fees | \$ 1,458,576 | \$ 1,405,309 |
| Less scholarship allowances | 312,659 | 297,752 |
| Net student tuition and fees | 1,145,917 | 1,107,557 |
| Federal grants and contracts | 845,263 | 852,798 |
| State and local grants and contracts | 7,925 | 9,107 |
| Nongovernmental sponsored programs | 194,219 | 165,711 |
| Sales and services of educational departments | 193,487 | 123,918 |
| Auxiliary enterprises: | | |
| Patient care revenues (net of provision for bad debts of \$124,783 in 2015 and \$128,758 in 2014) | 3,264,832 | 3,001,292 |
| Student residence fees (net of scholarship allowances of \$19,825 in 2015 and \$18,599 in 2014) | 98,221 | 92,247 |
| Other revenues | 170,631 | 179,576 |
| Student loan interest income and fees | 2,879 | 2,676 |
| Total Operating Revenues | 5,923,374 | 5,534,882 |
| Operating Expenses | | |
| Compensation and benefits | 4,330,909 | 4,150,848 |
| Supplies and services | 1,735,922 | 1,618,549 |
| Depreciation | 493,629 | 487,458 |
| Scholarships and fellowships | 132,758 | 124,465 |
| Total Operating Expenses | 6,693,218 | 6,381,320 |
| Operating loss | (769,844) | (846,438) |
| Nonoperating Revenues (Expenses) | | |
| State educational appropriations | 340,201 | 321,681 |
| Federal Pell grants | 44,061 | 43,987 |
| Private gifts for other than capital and endowment purposes | 171,952 | 166,395 |
| Net investment income | 357,780 | 1,653,792 |
| Interest expense, net | (49,288) | (54,235) |
| Federal subsidies for interest on Build America Bonds | 7,443 | 7,566 |
| Total Nonoperating Revenues, Net | 872,149 | 2,139,186 |
| Income before other revenues (expenses) | 102,305 | 1,292,748 |
| Other Revenues (Expenses) | | |
| State capital appropriations | 3,847 | |
| Capital gifts and grants | 22,975 | 208,706 |
| Private gifts for permanent endowment purposes | 115,203 | 89,023 |
| Other | (6,597) | (15,532) |
| Total Other Revenues, Net | 135,428 | 282,197 |
| Increase in net position | 237,733 | 1,574,945 |
| Net Position, Beginning of Year | 13,058,074 | 11,483,129 |
| Net Position, End of Year | \$ 13,295,807 | \$ 13,058,074 |

The accompanying notes are an integral part of the consolidated financial statements.

THE UNIVERSITY OF MICHIGAN

Consolidated Statement of Cash Flows

| | Year Ended June 30, | |
|--|---------------------|------------------|
| | 2015 | 2014 |
| | (in thousands) | |
| Cash Flows From Operating Activities | | |
| Student tuition and fees | \$ 1,141,704 | \$ 1,106,911 |
| Federal, state and local grants and contracts | 840,144 | 852,552 |
| Nongovernmental sponsored programs | 201,852 | 174,346 |
| Sales and services of educational departments and other | 354,555 | 315,541 |
| Patient care revenues | 3,284,591 | 3,002,184 |
| Student residence fees | 98,801 | 90,998 |
| Payments to employees | (3,374,825) | (3,196,506) |
| Payments for benefits | (936,342) | (913,930) |
| Payments to suppliers | (1,771,937) | (1,628,379) |
| Payments for scholarships and fellowships | (132,758) | (124,465) |
| Student loans issued | (22,942) | (16,762) |
| Student loans collected | 19,206 | 17,212 |
| Student loan interest and fees collected | 2,879 | 2,676 |
| Net Cash Used in Operating Activities | (295,072) | (317,622) |
| Cash Flows From Investing Activities | | |
| Interest and dividends on investments, net | 50,605 | 39,838 |
| Proceeds from sales and maturities of investments | 5,763,848 | 6,692,327 |
| Purchases of investments | (5,530,132) | (6,670,154) |
| Net decrease in cash equivalents from noncurrent investments | 5,701 | 30,479 |
| Net increase in deposits of affiliates and other | 968 | 10,319 |
| Net Cash Provided by Investing Activities | 290,990 | 102,809 |
| Cash Flows From Capital and Related Financing Activities | | |
| Private gifts and other receipts | 44,154 | 121,913 |
| Proceeds from issuance of capital debt | 136,915 | 102,907 |
| Principal payments on capital debt | (100,640) | (72,759) |
| Interest payments on capital debt, net of capitalized interest | (54,801) | (52,512) |
| Federal subsidies for Build America Bonds interest | 7,603 | 7,575 |
| Payments for bond refunding and related costs | | (422) |
| Purchases of capital assets, including capitalized interest | (652,241) | (543,761) |
| Proceeds from sales of capital assets | 1,995 | 2,119 |
| Net Cash Used in Capital and Related Financing Activities | (617,015) | (434,940) |
| Cash Flows From Noncapital Financing Activities | | |
| State educational appropriations | 336,834 | 320,634 |
| Federal Pell grants | 44,061 | 43,987 |
| Private gifts and other receipts | 277,284 | 249,162 |
| Student direct lending receipts | 304,656 | 331,503 |
| Student direct lending disbursements | (303,638) | (327,598) |
| Amounts received for annuity and life income funds | 9,136 | 4,225 |
| Amounts paid to annuitants and life beneficiaries and related expenses | (7,533) | (7,725) |
| Net Cash Provided by Noncapital Financing Activities | 660,800 | 614,188 |
| Net increase (decrease) in cash and cash equivalents | 39,703 | (35,565) |
| Cash and Cash Equivalents, Beginning of Year | 65,762 | 101,327 |
| Cash and Cash Equivalents, End of Year | \$ 105,465 | \$ 65,762 |

The accompanying notes are an integral part of the consolidated financial statements.

THE UNIVERSITY OF MICHIGAN

Consolidated Statement of Cash Flows--Continued

| | Year Ended June 30, | |
|---|----------------------------|--------------|
| | 2015 | 2014 |
| | (in thousands) | |
| Reconciliation of operating loss to net cash used in operating activities: | | |
| Operating loss | \$ (769,844) | \$ (846,438) |
| Adjustments to reconcile operating loss to net cash used in operating activities: | | |
| Depreciation expense | 493,629 | 487,458 |
| Changes in assets and liabilities: | | |
| Accounts receivable, net | (13,716) | 8,145 |
| Prepaid expenses and other assets | (19,257) | (5,621) |
| Accounts payable | (16,927) | 2,428 |
| Accrued compensation and other | 261 | 1,336 |
| Unearned revenue | 11,132 | 2,631 |
| Insurance and benefits reserves | (1,759) | (924) |
| Obligations for postemployment benefits | 21,409 | 33,363 |
| Net cash used in operating activities | \$ (295,072) | \$ (317,622) |

The accompanying notes are an integral part of the consolidated financial statements.

THE UNIVERSITY OF MICHIGAN
Notes to Consolidated Financial Statements

June 30, 2015 and 2014

Note 1--Organization and Summary of Significant Accounting Policies

Organization and Basis of Presentation: The University of Michigan (the “University”) is a state-supported institution with an enrollment of over 61,000 students on its three campuses. The financial statements include the individual schools, colleges and departments, the University of Michigan Hospitals and Health Centers, Michigan Health Corporation (a wholly-owned corporation created to pursue joint venture and managed care initiatives) and Veritas Insurance Corporation (a wholly-owned captive insurance company). While the University is a political subdivision of the state of Michigan, it is not a component unit of the State in accordance with Governmental Accounting Standards Board (“GASB”) Statement No. 14, *The Financial Reporting Entity*. The University is classified as a state instrumentality under Internal Revenue Code Section 115 and a charitable organization under Internal Revenue Code Section 501(c)(3), and is therefore exempt from federal income taxes. Certain activities of the University may be subject to taxation as unrelated business income under Internal Revenue Code Sections 511 to 514.

The University reports as a special purpose government entity engaged primarily in business type activities, as defined by GASB, on the accrual basis. Business type activities are those that are financed in whole or in part by fees charged to external parties for goods or services.

The financial statements of all controlled organizations are included in the University’s financial statements; affiliated organizations that are not controlled by, and not dependent on the University, such as booster and alumni organizations, are not included.

Net position is categorized as:

- Net investment in capital assets: Capital assets, net of accumulated depreciation and outstanding principal balances of debt related to the acquisition, construction or improvement of those assets.
- Restricted:
 - Nonexpendable – Net position subject to externally imposed stipulations that it be maintained permanently. Such net position includes the corpus portion (historical value) of gifts to the University’s permanent endowment funds and certain investment earnings stipulated by the donor to be reinvested permanently.

Expendable – Net position subject to externally imposed stipulations that can be fulfilled by actions of the University pursuant to those stipulations or that expire by the passage of time. Such net position includes net appreciation of the University’s permanent endowment funds that have not been stipulated by the donor to be reinvested permanently.

THE UNIVERSITY OF MICHIGAN

Notes to Consolidated Financial Statements--Continued

Note 1--Organization and Summary of Significant Accounting Policies--Continued

- Unrestricted: Net position not subject to externally imposed stipulations. Unrestricted net position may be designated for specific purposes by action of management or the Board of Regents. Substantially all unrestricted net position is designated for various academic programs, research initiatives and capital projects.

Summary of Significant Accounting Policies: For purposes of the statement of cash flows, the University considers all highly liquid investments purchased with a maturity of three months or less, to be cash equivalents. Cash equivalents representing assets of the University's endowment, life income and other investments are included in noncurrent investments as these funds are not used for operating purposes.

Investments are reported in four categories in the statement of net position. Investments reported as endowment, life income and other investments are those funds invested in portfolios that are considered by management to be of a long duration. Investments for student loan and capital activities are those funds that are intended to be used for these specific activities. All other investments are reported as investments for operating activities.

Investments in marketable securities are carried at fair value, as established by the major securities markets. Purchases and sales of investments are accounted for on the trade date basis. Investment income is recorded on the accrual basis. Realized and unrealized gains and losses are reported in investment income.

Investments in nonmarketable limited partnerships are carried at fair value, which is generally provided by the management of the investment partnerships as of June 30, 2015 and 2014. The University may also adjust the fair value of these investments based on market conditions, specific redemption terms and restrictions, risk considerations and other factors. As these investments are not readily marketable the estimated value is subject to uncertainty and, therefore, may differ from the value that would have been used had a ready market for the investments existed.

Derivative instruments such as financial futures, forward foreign exchange contracts and interest rate swaps held in investment portfolios, are recorded on the contract date and are carried at fair value using listed price quotations or amounts that approximate fair value. To facilitate trading in financial futures, the University is required to post cash or securities to satisfy margin requirements of the exchange where such futures contracts are listed. The University monitors the required amount of cash and securities on deposit for financial futures transactions and withdraws or deposits cash or securities as necessary.

Investments denominated in foreign currencies are translated into U.S. dollar equivalents using year-end spot foreign currency exchange rates. Purchases and sales of investments denominated in foreign currencies and related income are translated at spot exchange rates on the transaction dates.

THE UNIVERSITY OF MICHIGAN

Notes to Consolidated Financial Statements--Continued

Note 1--Organization and Summary of Significant Accounting Policies--Continued

Accounts receivable are recorded net of an allowance for uncollectible accounts receivable. The allowance is based on management's judgment of potential uncollectible amounts, which includes such factors as historical experience and type of receivable.

The University receives pledges and bequests of financial support from corporations, foundations and individuals. Revenue is recognized when a pledge representing an unconditional promise to pay is received and all eligibility requirements, including time requirements, have been met. In the absence of such a promise, revenue is recognized when the gift is received. Permanent endowment pledges do not meet eligibility requirements, as defined by GASB, and are not recorded as assets until the related gift is received.

Unconditional promises to give that are expected to be collected in future years are recorded at the present value of the estimated future cash flows. The discounts on these amounts are computed using risk-free interest rates applicable to the years in which the promises are made, commensurate with expected future payments. An allowance for uncollectible pledges receivable is provided based on management's judgment of potential uncollectible amounts and includes such factors as prior collection history, type of gift and nature of fundraising.

Capital assets are recorded at cost or, if donated, at appraised value at the date of donation. Depreciation of capital assets is provided on a straight-line basis over the estimated useful lives of the respective assets, which generally range from four to forty years. The University does not capitalize works of art or historical treasures that are held for exhibition, education, research or public service. These collections are neither disposed of for financial gain nor encumbered in any way. Accordingly, such collections are not recognized or capitalized for financial statement purposes.

Unearned revenue consists primarily of cash received from grant and contract sponsors which has not yet been earned under the terms of the agreement. Unearned revenue also includes amounts received in advance of an event, such as student tuition and advance ticket sales related to future fiscal years.

Deposits of affiliates and others represent cash and invested funds held by the University as a result of agency relationships with various groups. Noncurrent deposits of affiliates represent the portion of endowment and similar funds held by the University on behalf of others.

The University holds life income funds for beneficiaries of the pooled income fund, charitable remainder trusts and the gift annuity program. These funds generally pay lifetime income to beneficiaries, after which the principal is made available to the University in accordance with donor intentions. All life income fund assets, including those held in trust, are recorded at fair value. The present value of estimated future payments due to life income beneficiaries is recorded as a liability.

THE UNIVERSITY OF MICHIGAN

Notes to Consolidated Financial Statements--Continued

Note 1--Organization and Summary of Significant Accounting Policies--Continued

For donor restricted endowments, the Uniform Prudent Management of Institutional Funds Act, as adopted in Michigan, permits the Board of Regents to appropriate amounts for endowment spending rule distributions as is considered prudent. The University's policy is to retain net realized and unrealized appreciation with the endowment after spending rule distributions. Net appreciation of permanent endowment funds, which totaled \$1,708,175,000 and \$1,725,281,000 at June 30, 2015 and 2014, respectively, is recorded in restricted expendable net position. The University's endowment spending rule is further discussed in Note 2.

Student tuition and residence fees are presented net of scholarships and fellowships applied to student accounts, while stipends and other payments made directly to students are presented as scholarship and fellowship expenses.

Patient care revenues are reported net of contractual allowances and bad debt expenses. Contractual allowances are established based on agreements with third-party payers that provide payments for patient care services at amounts different from established rates and adjusted in future periods as final settlements are determined. Patient care services are primarily provided through the University of Michigan Health System, which includes the Hospitals and Health Centers, the University of Michigan Medical Group, formerly the Faculty Group Practice of the University of Michigan Medical School, and the Michigan Health Corporation. Patient care services are also provided through University Health Services, which provides health care services to students, faculty and staff and Dental Faculty Associates, which provides dental care services performed by faculty dentists.

Patient care services are provided to patients who meet certain criteria under the Hospitals and Health Centers' charity care policy without charge or at amounts less than its established rates. Accordingly, charity care is not reported as revenue in the accompanying statement of revenues, expenses and changes in net position. Charges forgone for charity care services totaled \$20,557,000 and \$55,038,000 in 2015 and 2014, respectively.

Other auxiliary enterprise revenues primarily represent revenues generated by intercollegiate athletics, parking, student unions and student publications.

The University's policy for defining operating activities as reported on the statement of revenues, expenses and changes in net position are those that generally result from exchange transactions such as payments received for providing services and payments made for services or goods received. Nearly all of the University's expenses are from exchange transactions. Certain significant revenue streams relied upon for operations result from nonexchange transactions, and are recorded as nonoperating revenues including state appropriations, federal Pell grants, gifts and investment income.

THE UNIVERSITY OF MICHIGAN

Notes to Consolidated Financial Statements--Continued

Note 1--Organization and Summary of Significant Accounting Policies--Continued

The preparation of financial statements in conformity with accounting principles generally accepted in the United States of America requires management to make estimates and assumptions that affect amounts reported in the financial statements and accompanying notes. Actual results could differ from those estimates. The most significant areas that require management estimates relate to self-insurance and benefits obligations.

Accounting Standard Issued But Not Yet Adopted: In June 2015, the GASB issued Statement No. 75, *Accounting and Financial Reporting for Postemployment Benefits Other Than Pensions*, which establishes new accounting and financial reporting requirements for the University's postemployment benefits. This Statement is effective for fiscal years beginning after June 15, 2017 and the University is currently evaluating the potential impact to its financial statements and related disclosures.

Note 2--Cash and Investments

Summary: The University maintains centralized management for substantially all of its cash and investments.

Working capital of individual University units is invested in the University Investment Pool ("UIP"). Together with the University's short-term insurance and other benefits reserves, the UIP is invested in the Daily and Monthly Portfolios, which are principally invested in investment-grade money market securities, U.S. government and other fixed income securities and absolute return strategies.

The University collectively invests substantially all of the assets of its endowment funds along with a portion of its insurance and benefits reserves, charitable remainder trusts and gift annuity program in the Long Term Portfolio. The longer investment horizon of the Long Term Portfolio allows for an equity-oriented strategy to achieve higher expected returns over time, and permits the use of less liquid alternative investments, providing for equity diversification beyond the stock markets. The Long Term Portfolio includes investments in domestic and non-U.S. stocks and bonds, commingled funds and limited partnerships consisting of venture capital, private equity, real estate, natural resources and absolute return strategies.

The University also separately invests certain endowments and charitable remainder trusts, unexpended bond proceeds and other funds with investment restrictions outside of the Daily, Monthly and Long Term Portfolios.

THE UNIVERSITY OF MICHIGAN

Notes to Consolidated Financial Statements--Continued

Note 2--Cash and Investments--Continued

Authorizations: The University's investment policies are governed and authorized by University Bylaws and the Board of Regents. The approved asset allocation policy for the Long Term Portfolio sets a general target of 80 percent equities and 20 percent fixed income securities, within a permitted range of 65 to 90 percent for equities and 10 to 35 percent for fixed income securities. Since diversification is a fundamental risk management strategy, the Long Term Portfolio is broadly diversified within these general categories.

The endowment spending rule provides for distributions from the University Endowment Fund to the University entities that benefit from the endowment fund. At June 30, 2015 and 2014, the annual distribution rate was 4.5 percent of the one-quarter lagged seven year moving average fair value of fund shares. To protect endowment principal in the event of a prolonged market downturn, distributions are limited to 5.3 percent of the current fair value of fund shares. Distributions are also made from the UIP to University entities based on the 90-day U.S. Treasury Bill rate. The University's costs to administer and grow the University Endowment Fund and UIP are funded by investment returns.

Cash and Cash Equivalents: Cash and cash equivalents, which totaled \$105,465,000 and \$65,762,000 at June 30, 2015 and 2014, respectively, represent short-term money market investments in mutual funds, overnight collective funds managed by the University's custodian or short-term highly liquid investments registered as securities and held by the University or its agents in the University's name. Of its cash and cash equivalents, the University had actual cash balances in its bank accounts in excess of Federal Deposit Insurance Corporation limits in the amount of \$9,136,000 and \$8,070,000 at June 30, 2015 and 2014, respectively. The University does not require its deposits to be collateralized or insured.

THE UNIVERSITY OF MICHIGAN

Notes to Consolidated Financial Statements--Continued

Note 2--Cash and Investments--Continued

Investments: At June 30, 2015 and 2014, the University's investments, which are held by the University or its agents in the University's name, are summarized as follows:

| | 2015 | 2014 |
|---------------------------------------|----------------------|----------------------|
| | (in thousands) | |
| Cash equivalents, noncurrent | \$ 52,461 | \$ 58,162 |
| Fixed income securities | 2,301,472 | 2,257,691 |
| Commingled funds | 2,903,066 | 2,121,542 |
| Equity securities | 1,300,173 | 1,460,819 |
| Nonmarketable alternative investments | 4,997,621 | 5,588,516 |
| Other investments | 17,212 | 8,214 |
| | <u>\$ 11,572,005</u> | <u>\$ 11,494,944</u> |

The University's investment strategy incorporates certain financial instruments that involve, to varying degrees, elements of market risk and credit risk in excess of amounts recorded in the financial statements. Market risk is the potential for changes in the value of financial instruments due to market changes, including interest and foreign exchange rate movements and fluctuations embodied in forwards, futures and commodity or security prices. Market risk is directly impacted by the volatility and liquidity of the markets in which the underlying assets are traded. Credit risk is the possibility that a loss may occur due to the failure of a counterparty to perform according to the terms of the contract. The University's risk of loss in the event of a counterparty default is typically limited to the amounts recognized in the statement of net position and is not represented by the contract or notional amounts of the instruments.

Fixed income securities have inherent financial risks, including credit risk and interest rate risk. Credit risk for fixed income securities is the risk that the issuer will not fulfill its obligations. Nationally recognized statistical rating organizations ("NSROs"), such as Moody's and Standard & Poor's, assign credit ratings to security issues and issuers that indicate a measure of potential credit risk to investors. Fixed income securities considered investment grade are those rated at least Baa by Moody's and BBB by Standard & Poor's. To manage credit risk, the University specifies minimum average and minimum absolute quality NSRO ratings for securities held pursuant to its management agreements.

The University minimizes concentration of credit risk, the risk of a large loss attributed to the magnitude of the investment in a single issuer of fixed income securities, by diversifying its fixed income issues and issuers and holding U.S. Treasury securities which are considered to have minimal credit risk. The University also manages this risk at the account level by limiting each fixed income manager's holding of any non-U.S. government issuer to 5 percent of the value of the investment account.

THE UNIVERSITY OF MICHIGAN

Notes to Consolidated Financial Statements--Continued

Note 2--Cash and Investments--Continued

Interest rate risk is the risk that changes in interest rates will adversely affect the fair value of fixed income securities. Effective duration, a commonly used measure of interest rate risk, incorporates a security's yield, coupon, final maturity, call features and other imbedded options into one number expressed in years that indicates how price-sensitive a security or portfolio of securities is to changes in interest rates. The effective duration of a security or portfolio indicates the approximate percentage change in fair value expected for a one percent change in interest rates. The longer the duration, the more sensitive the security or portfolio is to changes in interest rates. The weighted average effective duration of the University's fixed income securities was 3.4 years at June 30, 2015, compared to 5.0 years at June 30, 2014. The University manages the effective duration of its fixed income securities at the account level, where fixed income managers generally may not deviate from the duration of their respective benchmarks by more than 25 percent. The Monthly Portfolio held positions in bond futures at June 30, 2015 and 2014, which are used to adjust the duration of cash equivalents and the fixed income portion of the portfolios.

The composition of fixed income securities at June 30, 2015 and 2014, along with credit quality and effective duration measures, is summarized as follows:

| 2015 | | | | | | |
|--------------------------------------|--------------------|---------------------|---|-----------|--------------|------------------------|
| | U.S. Government | Investment Grade | Non- Investment Grade (in thousands) | Not Rated | Total | Duration (in years) |
| U.S. Treasury | \$ 617,218 | | | | \$ 617,218 | 1.3 |
| U.S. Treasury inflation protected | 226,943 | | | | 226,943 | 3.1 |
| U.S. government agency | 396,594 | | | | 396,594 | 0.8 |
| Mortgage backed | | \$ 42,578 | \$ 11,738 | \$ 7,738 | 62,054 | 1.6 |
| Asset backed | | 31,509 | 1,553 | | 33,062 | 3.5 |
| Corporate and other | | 923,984 | 33,984 | 7,633 | 965,601 | 6.1 |
| | \$ 1,240,755 | \$ 998,071 | \$ 47,275 | \$ 15,371 | \$ 2,301,472 | 3.4 |
| 2014 | | | | | | |
| | U.S. Government | Investment Grade | Non- Investment Grade (in thousands) | Not Rated | Total | Duration (in years) |
| U.S. Treasury | \$ 529,837 | | | | \$ 529,837 | 4.0 |
| U.S. Treasury inflation protected | 299,533 | | | | 299,533 | 3.2 |
| U.S. government agency | 439,648 | | | | 439,648 | 0.2 |
| Mortgage backed | | \$ 34,179 | \$ 13,831 | \$ 5,356 | 53,366 | 1.9 |
| Asset backed | | 59,847 | 1,689 | | 61,536 | 2.1 |
| Corporate and other | | 824,069 | 44,417 | 5,285 | 873,771 | 9.0 |
| | \$ 1,269,018 | \$ 918,095 | \$ 59,937 | \$ 10,641 | \$ 2,257,691 | 5.0 |

THE UNIVERSITY OF MICHIGAN

Notes to Consolidated Financial Statements--Continued

Note 2--Cash and Investments--Continued

Of the University's fixed income securities, 97 percent were rated investment grade or better at both June 30, 2015 and 2014, and 59 percent and 63 percent of these securities consisted of either U.S. treasury and government agencies or non-U.S. government securities rated AAA/Aaa at June 30, 2015 and 2014, respectively. Corporate and other fixed income securities include a receivable associated with the sale of a portion of the University's real estate nonmarketable alternative investments which totaled \$157,832,000 at June 30, 2015.

Commingled (pooled) funds include Securities and Exchange Commission regulated mutual funds and externally managed funds, limited partnerships and corporate structures which are generally unrated and unregulated. Certain commingled funds may use derivatives, short positions and leverage as part of their investment strategy. These investments are structured to limit the University's risk exposure to the amount of invested capital. The composition of commingled funds at June 30, 2015 and 2014 is summarized as follows:

| | 2015 | 2014 |
|--------------------------|---------------------|---------------------|
| | (in thousands) | |
| Absolute return | \$ 1,385,538 | \$ 880,514 |
| U.S. equities | 330,039 | 387,828 |
| Non-U.S./global equities | 1,131,503 | 795,161 |
| U.S. fixed income | 50,057 | 51,293 |
| Other | 5,929 | 6,746 |
| | <u>\$ 2,903,066</u> | <u>\$ 2,121,542</u> |

Commingled funds have liquidity (redemption) provisions, which enable the University to make full or partial withdrawals with notice, subject to restrictions on the timing and amount. Of the University's commingled funds at June 30, 2015 and 2014, approximately 88 percent and 74 percent are redeemable within one year, with 64 and 51 percent redeemable within 90 days under normal market conditions. The remaining amounts are redeemable beyond one year, with redemption of certain funds dependent on disposition of the underlying assets.

THE UNIVERSITY OF MICHIGAN

Notes to Consolidated Financial Statements--Continued

Note 2--Cash and Investments--Continued

Nonmarketable alternative investments consist of limited partnerships and similar vehicles involving an advance commitment of capital called by the general partner as needed and distributions of capital and return on invested capital as underlying strategies are concluded during the life of the partnership. There is not an active secondary market for these alternative investments, which are generally unrated and unregulated, and the liquidity of these investments is dependent on actions taken by the general partner. The composition of these partnerships at June 30, 2015 and 2014 is summarized as follows:

| | 2015 | 2014 |
|-------------------|---------------------|---------------------|
| | (in thousands) | |
| Private equity | \$ 1,207,348 | \$ 1,313,188 |
| Real estate | 914,672 | 1,254,747 |
| Venture capital | 1,362,388 | 1,206,028 |
| Absolute return | 898,060 | 969,165 |
| Natural resources | 615,153 | 845,388 |
| | <u>\$ 4,997,621</u> | <u>\$ 5,588,516</u> |

The University's limited partnership investments are diversified in terms of manager selection, industry and geographic focus. At June 30, 2015 and 2014, no individual partnership investment represented 5 percent or more of total investments. The University's committed but unpaid obligation to these limited partnerships is further discussed in Note 13.

Absolute return strategies in the commingled funds and nonmarketable alternative investments classifications include long/short stock programs, merger arbitrage, intra-capital structure arbitrage and distressed debt investments. The goal of absolute return strategies is to provide, in aggregate, a return that is consistently positive and uncorrelated with the overall market.

The University participates in non-U.S. developed and emerging markets through commingled funds invested in non-U.S./global equities and absolute return strategies. Although substantially all of these funds are reported in U.S. dollars, price changes of the underlying securities in local markets as well as changes to the value of local currencies relative to the U.S. dollar are embedded in investment returns. In addition, a portion of the University's equity securities and nonmarketable alternative investments are denominated in foreign currencies, which must be settled in local (non-U.S.) currencies. Forward foreign currency contracts are typically used to manage the risks related to fluctuations in currency exchange rates between the time of purchase or sale and the actual settlement of foreign securities. Various investment managers acting for the University also use forward foreign exchange contracts in risk-based transactions to carry out their portfolio strategies, which may result in short exposure to certain foreign currencies.

THE UNIVERSITY OF MICHIGAN

Notes to Consolidated Financial Statements--Continued

Note 2--Cash and Investments--Continued

Foreign exchange risk is the risk that investments denominated in foreign currencies may lose value due to adverse fluctuations in the value of the U.S. dollar relative to foreign currencies. The value of the University's non-U.S. dollar holdings net of outstanding forward foreign exchange contracts totaled \$624,515,000 or 5 percent of total investments at June 30, 2015, and \$1,213,415,000 or 11 percent of total investments at June 30, 2014. Non-U.S. dollar exposures at June 30, 2015 and 2014 are summarized as follows:

| | 2015 | 2014 |
|-------------------------|-------------------|---------------------|
| | (in thousands) | |
| Euros | \$ 574,210 | \$ 558,970 |
| Japanese yen | 166,751 | 212,743 |
| Canadian dollar | 8,771 | 173,037 |
| British pounds sterling | (93,105) | 292,679 |
| Singapore dollar | (141,793) | (124,004) |
| New Zealand dollar | (145,909) | 11,742 |
| Other | 255,590 | 88,248 |
| | <u>\$ 624,515</u> | <u>\$ 1,213,415</u> |

The University manages foreign exchange risk through the use of forward foreign currency contracts and manager agreements that provide minimum diversification and maximum exposure limits by country and currency.

The Long Term Portfolio and the Monthly Portfolio participate in a short-term, fully collateralized, securities lending program administered by the University's master custodian. Together, the Portfolios had \$91,157,000 and \$91,859,000 in securities loans outstanding at June 30, 2015 and 2014, respectively. At loan inception, an approved borrower must deliver collateral of cash, securities or letters of credit to the University's lending agent equal to 102 percent of fair value for domestic securities and 105 percent for foreign securities. Collateral positions are monitored daily to ensure that borrowed securities are never less than 100 percent collateralized. At June 30, 2015, collateral of \$98,820,000 (108 percent of securities on loan) includes invested cash of \$83,203,000 and U.S. government securities of \$15,617,000, while at June 30, 2014, collateral of \$97,688,000 (106 percent of securities on loan) includes invested cash of \$85,657,000 and U.S. government securities of \$12,031,000.

THE UNIVERSITY OF MICHIGAN

Notes to Consolidated Financial Statements--Continued

Note 2--Cash and Investments--Continued

Cash collateral held by the University's lending agent, along with the offsetting liability to return the collateral at loan termination, are recorded in the statement of net position. Neither the University nor its securities lending agent has the ability to pledge or sell securities received as collateral unless a borrower defaults. Securities loans may be terminated upon notice by either the University or the borrower.

Note 3--Accounts Receivable

The composition of accounts receivable at June 30, 2015 and 2014 is summarized as follows:

| | 2015 | 2014 |
|--|-------------------|-------------------|
| | (in thousands) | |
| Patient care | \$ 584,311 | \$ 559,775 |
| Sponsored programs | 113,594 | 98,849 |
| State appropriations, educational and capital | 65,701 | 58,487 |
| Student accounts | 29,580 | 25,713 |
| Other | 49,002 | 36,888 |
| | 842,188 | 779,712 |
| Less allowance for uncollectible accounts receivable | 261,897 | 214,091 |
| | <u>\$ 580,291</u> | <u>\$ 565,621</u> |

THE UNIVERSITY OF MICHIGAN

Notes to Consolidated Financial Statements--Continued

Note 4--Notes and Pledges Receivable

The composition of notes and pledges receivable at June 30, 2015 and 2014 is summarized as follows:

| | 2015 | 2014 |
|---|-------------------|-------------------|
| | (in thousands) | |
| Notes: | | |
| Federal student loan programs | \$ 89,839 | \$ 85,478 |
| University student loan funds | 17,495 | 18,316 |
| Other | 673 | 477 |
| | 108,007 | 104,271 |
| Less allowance for uncollectible notes | 3,100 | 3,100 |
| Total notes receivable, net | 104,907 | 101,171 |
| Gift pledges: | | |
| Capital | 184,184 | 209,419 |
| Operations | 121,938 | 112,474 |
| | 306,122 | 321,893 |
| Less: | | |
| Allowance for uncollectible pledges | 5,581 | 9,498 |
| Unamortized discount to present value | 4,364 | 4,895 |
| Total pledges receivable, net | 296,177 | 307,500 |
| Total notes and pledges receivable, net | 401,084 | 408,671 |
| Less current portion | 79,445 | 74,120 |
| | <u>\$ 321,639</u> | <u>\$ 334,551</u> |

The principal repayment and interest rate terms of federal and university loans vary considerably. The allowance for uncollectible notes only applies to University funded notes and the University portion of federal student loans, as the University is not obligated to fund the federal portion of uncollected student loans. Federal loan programs are funded principally with federal advances to the University under the Perkins and various health professions loan programs.

THE UNIVERSITY OF MICHIGAN

Notes to Consolidated Financial Statements--Continued

Note 4--Notes and Pledges Receivable--Continued

Payments on pledges receivable at June 30, 2015 are expected to be received in the following years ended June 30 (in thousands):

| | |
|----------------|-------------------|
| 2016 | \$ 63,633 |
| 2017 | 43,621 |
| 2018 | 38,536 |
| 2019 | 25,994 |
| 2020 | 17,688 |
| 2021 and after | 116,650 |
| | <u>\$ 306,122</u> |

As discussed in Note 1, permanent endowment pledges do not meet eligibility requirements, as defined by GASB, until the related gift is received. Accordingly, permanent endowment pledges totaling \$154,133,000 and \$124,427,000 at June 30, 2015 and 2014, respectively, are not recognized as assets in the accompanying financial statements. In addition, bequest intentions and other conditional promises are not recognized as assets until the specified conditions are met due to uncertainties with regard to their realizability and valuation.

THE UNIVERSITY OF MICHIGAN

Notes to Consolidated Financial Statements--Continued

Note 5--Capital Assets

Capital assets activity for the years ended June 30, 2015 and 2014 is summarized as follows:

| 2015 | | | | |
|-------------------------------|----------------------|------------|-------------|-------------------|
| | Beginning Balance | Additions | Retirements | Ending Balance |
| | (in thousands) | | | |
| Land | \$ 112,011 | \$ 389 | | \$ 112,400 |
| Land improvements | 116,677 | 8,564 | \$ 2,238 | 123,003 |
| Infrastructure | 241,528 | 6,519 | | 248,047 |
| Buildings | 7,283,237 | 245,727 | 42,652 | 7,486,312 |
| Construction in progress | 270,963 | 257,765 | | 528,728 |
| Property held for future use | 30,779 | (6,277) | | 24,502 |
| Equipment | 1,879,237 | 122,262 | 140,233 | 1,861,266 |
| Library materials | 542,672 | 24,789 | | 567,461 |
| | 10,477,104 | 659,738 | 185,123 | 10,951,719 |
| Less accumulated depreciation | 5,010,433 | 493,629 | 174,729 | 5,329,333 |
| | \$ 5,466,671 | \$ 166,109 | \$ 10,394 | \$ 5,622,386 |

| 2014 | | | | |
|-------------------------------|----------------------|------------|-------------|-------------------|
| | Beginning Balance | Additions | Retirements | Ending Balance |
| | (in thousands) | | | |
| Land | \$ 100,914 | \$ 11,097 | | \$ 112,011 |
| Land improvements | 112,301 | 4,377 | \$ 1 | 116,677 |
| Infrastructure | 231,858 | 9,670 | | 241,528 |
| Buildings | 6,898,895 | 397,770 | 13,428 | 7,283,237 |
| Construction in progress | 328,418 | (57,455) | | 270,963 |
| Property held for future use | 30,779 | | | 30,779 |
| Equipment | 1,739,835 | 200,832 | 61,430 | 1,879,237 |
| Library materials | 518,722 | 23,950 | | 542,672 |
| | 9,961,722 | 590,241 | 74,859 | 10,477,104 |
| Less accumulated depreciation | 4,592,322 | 487,458 | 69,347 | 5,010,433 |
| | \$ 5,369,400 | \$ 102,783 | \$ 5,512 | \$ 5,466,671 |

The increase in construction in progress of \$257,765,000 in 2015 represents the amount of capital expenditures for new projects of \$585,979,000 net of assets placed in service of \$328,214,000. The decrease in construction in progress of \$57,455,000 in 2014 represents the amount of capital expenditures for new projects of \$524,767,000 net of assets placed in service of \$582,222,000. Interest of \$1,548,000 was capitalized in 2015. There was no interest capitalized in 2014.

THE UNIVERSITY OF MICHIGAN

Notes to Consolidated Financial Statements--Continued

Note 6--Long-term Debt

Long-term debt at June 30, 2015 and 2014 is summarized as follows:

| | 2015 | 2014 |
|--|----------------|--------------|
| | (in thousands) | |
| Commercial Paper: | | |
| Tax-exempt, variable rate (.077%)* | \$ 132,625 | \$ 34,800 |
| Taxable, variable rate (.15%)* | 5,865 | 6,290 |
| General Revenue Bonds: | | |
| Series 2014A, 3.00% to 5.00% through 2044 | 81,310 | 83,065 |
| Series 2014B, 0.265% to 3.516% through 2024 | 8,370 | 9,220 |
| unamortized premium | 7,914 | 8,283 |
| Series 2013A, 2.00% to 5.00% through 2029 | 49,710 | 51,695 |
| unamortized premium | 2,395 | 2,669 |
| Series 2012A, variable rate (.05%)* through 2036 | 50,000 | 50,000 |
| Series 2012B, variable rate (.01%)* through 2042 | 65,000 | 65,000 |
| Series 2012C, 2.00% to 5.00% through 2017 | 73,175 | 78,490 |
| unamortized premium | 5,373 | 8,316 |
| Series 2012D-1, variable rate (.01%)* to fixed via swap through 2025 | 69,980 | 72,930 |
| deferred amount on refunding | (14,409) | (16,563) |
| Series 2012D-2, variable rate (.07%)* to fixed via swap through 2026 | | |
| and variable rate 2027 through 2030 | 75,085 | 78,930 |
| deferred amount on refunding | (5,529) | (6,503) |
| Series 2012E**, variable rate (.50%)* through 2033 | 95,970 | 95,970 |
| Series 2012F**, variable rate (.47%)* through 2043 | 100,970 | 100,970 |
| Series 2010A, taxable-Build America Bonds, 4.926% to 5.593% through 2040 | 163,110 | 163,110 |
| Series 2010C, 2.00% to 5.00% through 2027 | 149,970 | 160,695 |
| unamortized premium | 9,650 | 11,165 |
| Series 2010D, taxable-Build America Bonds, 1.051% to 5.333% through 2041 | 189,095 | 196,910 |
| Series 2009A, 3.00% to 5.00% through 2029 | 63,870 | 71,800 |
| Series 2009B, variable rate (.08%)* through 2039 | 118,710 | 118,710 |
| unamortized premium | 5,430 | 5,842 |
| Series 2009D, taxable-Build America Bonds, 5.155% to 6.172% through 2030 | 89,815 | 89,815 |
| Series 2008A, variable rate (.02%)* through 2038 | 105,810 | 105,810 |
| Series 2008B, variable rate (.06%)* to fixed via swap through 2026 | | |
| and variable rate 2027 through 2028 | 89,725 | 95,605 |
| Series 2005A, 5.00% through 2018 | 3,045 | 7,870 |
| unamortized premium | 98 | 223 |
| Series 2002, variable rate (.09%)* to fixed via swap through 2018 | | |
| and variable rate 2019 through 2032 | 76,285 | 82,840 |
| General Revenue Refunding Bonds: | | |
| Series 2003, 3.50% to 5.00% through 2015 | | 695 |
| unamortized premium | | 7 |
| | 1,868,417 | 1,834,659 |
| Less: | | |
| Commercial paper and current portion of bonds payable | 201,146 | 107,860 |
| Long-term bonds payable subject to remarketing, net | 336,374 | 319,479 |
| | \$ 1,330,897 | \$ 1,407,320 |

* Denotes variable rate at June 30, 2015

** Denotes variable rate bonds not subject to remarketing

THE UNIVERSITY OF MICHIGAN

Notes to Consolidated Financial Statements--Continued

Note 6--Long-term Debt--Continued

Certain variable rate bonds have remarketing features which allow bondholders to put debt back to the University. Accordingly, variable rate bonds payable are classified as current unless supported by long-term liquidity agreements, such as lines of credit or standby bond purchase agreements, which can refinance the debt on a long-term basis. The classification of the University's variable rate bonds payable at June 30, 2015 and 2014 is summarized as follows:

| | 2015 | 2014 |
|---|-------------------|-------------------|
| | (in thousands) | |
| Variable rate bonds payable subject to remarketing | \$ 650,595 | \$ 669,825 |
| Less: | | |
| Current principal maturities | 20,075 | 19,230 |
| Long-term liquidity agreements: | | |
| Unsecured line of credit | 150,000 | 150,000 |
| Standby bond purchase agreements | 144,146 | 181,116 |
| Long-term bonds payable subject to remarketing, net | <u>\$ 336,374</u> | <u>\$ 319,479</u> |

The University's available line of credit and standby bond purchase agreements were entirely unused at June 30, 2015.

In connection with certain issues of variable rate debt, the University has entered into various floating-to-fixed interest rate swaps to convert all or a portion of the associated variable rate debt to synthetic fixed rates to protect against the potential of rising interest rates. The fair value, significant terms and other information about the University's interest rate swaps is discussed in Note 7.

THE UNIVERSITY OF MICHIGAN

Notes to Consolidated Financial Statements--Continued

Note 6--Long-term Debt--Continued

Long-term debt activity for the years ended June 30, 2015 and 2014 is summarized as follows:

| 2015 | | | | |
|------------------|----------------------|-------------------|-------------------|---------------------|
| | Beginning Balance | Additions | Reductions | Ending Balance |
| | (in thousands) | | | |
| Commercial paper | \$ 41,090 | \$ 136,915 | \$ 39,515 | \$ 138,490 |
| Bonds | 1,793,569 | | 63,642 | 1,729,927 |
| | <u>\$ 1,834,659</u> | <u>\$ 136,915</u> | <u>\$ 103,157</u> | <u>\$ 1,868,417</u> |
| 2014 | | | | |
| | Beginning Balance | Additions | Reductions | Ending Balance |
| | (in thousands) | | | |
| Commercial paper | \$ 55,340 | \$ 2,175 | \$ 16,425 | \$ 41,090 |
| Bonds | 1,751,562 | 100,732 | 58,725 | 1,793,569 |
| | <u>\$ 1,806,902</u> | <u>\$ 102,907</u> | <u>\$ 75,150</u> | <u>\$ 1,834,659</u> |

The University maintains a combination of variable and fixed rate debt supported by general revenues, with effective interest rates that averaged 2.1 percent in both 2015 and 2014, including federal subsidies for interest on taxable Build America Bonds. The University utilizes commercial paper to provide interim financing for its capital improvement program. The Board of Regents has authorized the issuance of up to \$150,000,000 in commercial paper backed by a general revenue pledge. Outstanding commercial paper debt is converted to long-term debt financing, as appropriate, within the normal course of business.

During 2014, the University issued \$92,285,000 of fixed rate General Revenue Bonds (Series 2014A and Series 2014B) with a net original issue premium of \$8,447,000. Total bond proceeds of \$100,732,000 were utilized to provide \$100,310,000 for capital projects and \$422,000 for debt issuance costs.

During 2014, unamortized bond issuance costs totaling \$7,559,000 were written off to interest expense in connection with the adoption of GASB Statement No. 65, *Items Previously Reported as Assets and Liabilities*.

THE UNIVERSITY OF MICHIGAN

Notes to Consolidated Financial Statements--Continued

Note 6--Long-term Debt--Continued

Debt obligations are generally callable by the University and mature at various dates through fiscal 2044. Principal maturities, including amortization of deferred amounts on refunding and interest on debt obligations, based on scheduled bond maturities, for the next five years and in subsequent five-year periods are as follows:

| | Principal | Interest* (in thousands) | Total |
|-----------------------------------|---------------------|-----------------------------|---------------------|
| 2016 | \$ 195,760 | \$ 43,714 | \$ 239,474 |
| 2017 | 121,845 | 42,195 | 164,040 |
| 2018 | 54,475 | 37,510 | 91,985 |
| 2019 | 55,335 | 36,002 | 91,337 |
| 2020 | 56,580 | 34,565 | 91,145 |
| 2021-2025 | 320,240 | 149,536 | 469,776 |
| 2026-2030 | 338,130 | 99,713 | 437,843 |
| 2031-2035 | 351,965 | 57,268 | 409,233 |
| 2036-2040 | 301,680 | 27,113 | 328,793 |
| 2041-2044 | 61,485 | 2,730 | 64,215 |
| | <u>1,857,495</u> | <u>\$ 530,346</u> | <u>\$ 2,387,841</u> |
| Plus unamortized premiums | 30,860 | | |
| Less deferred amount on refunding | 19,938 | | |
| | <u>\$ 1,868,417</u> | | |

* Interest on variable rate debt is estimated based on rates in effect at June 30, 2015; amounts do not reflect federal subsidies to be received for Build America Bonds interest.

If all variable rate bonds were put back to the University and existing unsecured lines of credit and standby bond purchase agreements were not extended upon their current expiration dates, the total principal payments due in 2016 would increase to \$532,134,000, total principal payments due in 2017 would increase to \$317,841,000, total principal payments due in 2018 would increase to \$84,260,000 and total principal payments due in 2019 would increase to \$60,480,000. Accordingly, principal payments due in subsequent years would be reduced to \$35,570,000 in 2020; \$190,865,000 in 2021 through 2025; \$242,180,000 in 2026 through 2030; \$189,410,000 in 2031 through 2035; \$164,965,000 in 2036 through 2040; and \$39,790,000 in 2041 through 2044. There would not be a material impact on annual interest payments due to the low variable rate of interest on these bonds.

THE UNIVERSITY OF MICHIGAN

Notes to Consolidated Financial Statements--Continued

Note 7--Derivative Instruments

Derivatives held by the University are recorded at fair value in the statement of net position in accordance with GASB Statement No. 53, *Accounting and Financial Reporting for Derivative Instruments* ("GASB 53"). For hedging derivative instruments that are effective in significantly reducing an identified financial risk, as defined by GASB 53, the corresponding change in fair value is deferred and included in the statement of net position. For all other derivative instruments, changes in fair value are reported as net investment income (loss).

Derivative instruments held by the University at June 30, 2015 and 2014 are summarized as follows:

| | 2015 | | 2014 | |
|--|---------------------|-----------------|---------------------|-----------------|
| | Notional Amount | Fair Value | Notional Amount | Fair Value |
| | (in thousands) | | | |
| Investment Derivative Instruments: | | | | |
| Investment portfolios: | | | | |
| Futures | \$ 571,891 | \$ (2,238) | \$ (88,380) | \$ (563) |
| Foreign currency forwards | 2,173,950 | (977) | 1,973,999 | 7,875 |
| Other | 28,763 | 9,546 | 11,215 | (27) |
| | <u>\$ 2,774,604</u> | <u>\$ 6,331</u> | <u>\$ 1,896,834</u> | <u>\$ 7,285</u> |
| Floating-to-fixed interest rate swap on debt | \$ 21,655 | \$ (971) | \$ 28,210 | \$ (1,480) |
| Effective Cash Flow Hedges: | | | | |
| Floating-to-fixed interest rate swaps on debt | \$ 193,615 | \$ (27,377) | \$ 206,280 | \$ (29,212) |

The University utilizes bond futures in its investment portfolios to adjust the duration of cash equivalents and fixed income securities, while foreign currency forward contracts are utilized to settle securities and transactions denominated in foreign currencies and manage foreign exchange risk. Other derivative instruments in the University's investment portfolios consist primarily of interest rate swaps, credit default swaps and total return swaps used to carry out investment and portfolio strategies.

In connection with certain issues of variable rate debt, the University has entered into various floating-to-fixed interest rate swaps to convert all or a portion of the associated variable rate debt to synthetic fixed rates to protect against the potential of rising interest rates. The fair value generally represents the estimated amount that the University would pay to terminate the swap agreements at the statement of net position date, taking into account current interest rates and creditworthiness of the underlying counterparty. The notional amount represents the underlying reference of the instrument and does not represent the amount of the University's settlement obligations.

THE UNIVERSITY OF MICHIGAN

Notes to Consolidated Financial Statements--Continued

Note 7--Derivative Instruments--Continued

In accordance with GASB 53, an interest rate swap is considered an effective cash flow hedge if the swap payments received substantially offset the payments made on the associated debt. An interest rate swap that is not considered an effective cash flow hedge is deemed to be an investment derivative instrument and changes in fair value are recorded as net investment income (loss).

At June 30, 2015 and 2014, the fair value of floating-to-fixed interest rate swaps associated with the University's variable rate debt is a liability of \$28,348,000 and \$30,692,000, respectively, and is included in the statement of net position as part of noncurrent other liabilities. The deferred outflow of resources for the fair value of swaps deemed effective cash flow hedges totaled \$7,439,000 and \$6,146,000, at June 30, 2015 and 2014, respectively, and is included in the statement of net position as part of noncurrent other assets. Three bond issues were refunded in 2013 and the deferred outflow of resources related to the effective cash flow hedges associated with these bonds was reclassified to deferred amount on refunding and net against bonds payable. The deferred amount on refunding is being amortized into interest expense over the remaining term of the refunding bonds and totaled \$19,938,000 and \$23,066,000 at June 30, 2015 and 2014, respectively.

The change in fair value of derivative instruments, which includes realized gains and losses on positions closed, for the years ended June 30, 2015 and 2014 is summarized as follows:

| | 2015 | 2014 |
|---|------------------|-----------------|
| | (in thousands) | |
| Investment Derivative Instruments: | | |
| Investment portfolios: | | |
| Futures | \$ 18,584 | \$ (4,223) |
| Foreign currency forwards | (3,836) | 334 |
| Other | (82) | 3,338 |
| | <u>\$ 14,666</u> | <u>\$ (551)</u> |
| Floating-to-fixed interest rate swap on debt | <u>\$ 509</u> | <u>\$ 589</u> |
| Effective Cash Flow Hedges: | | |
| Floating-to-fixed interest rate swaps on debt | <u>\$ 1,835</u> | <u>\$ 2,854</u> |

THE UNIVERSITY OF MICHIGAN

Notes to Consolidated Financial Statements--Continued

Note 7--Derivative Instruments--Continued

The University's interest rate swaps, along with their associated variable rate debt and significant terms, are summarized below.

The floating-to-fixed interest rate swap associated with the Series 2008B General Revenue Bonds has a notional amount of \$73,010,000 and \$78,890,000 at June 30, 2015 and 2014, respectively, covering a portion of the principal outstanding and the notional amount decreases as principal on the underlying bonds is repaid. Effective April 1, 2008, the University makes payments based on a fixed rate of 3.105 percent and receives variable rate payments from the swap counterparty based on 68 percent of One-Month USD LIBOR, until the swap terminates in April 2026. The University has the option to terminate the swap upon five business days written notice and payment of the fair market compensation for the value of the swap. This swap is considered an effective hedge at June 30, 2015 and 2014 and has a fair value of (\$7,766,000) and (\$8,339,000), respectively.

The floating-to-fixed interest rate swap associated with the Series 2005B Hospital Revenue Bonds has a notional amount of \$50,765,000 and \$54,605,000 at June 30, 2015 and 2014, respectively. The Series 2005B Hospital Revenue Bonds were refunded on February 1, 2013, and the swap is now associated with the Series 2012D-2 General Revenue Bonds. Effective December 1, 2005, the University makes payments based on a fixed rate of 3.229 percent and receives variable rate payments from the swap counterparty based on 68 percent of the One-Month USD LIBOR, until the bonds mature in December 2025. The University has the option to terminate the swap upon five business days written notice and payment of the fair market compensation for the value of the swap. This swap is considered an effective hedge at June 30, 2015 and 2014 and has a fair value of (\$5,258,000) and (\$5,759,000), respectively.

The floating-to-fixed interest rate swap associated with the Series 2002 General Revenue Bonds has a notional amount of \$21,655,000 and \$28,210,000 at June 30, 2015 and 2014, respectively, covering a portion of the principal outstanding and the notional amount decreases as principal on the underlying bonds is repaid. Effective June 1, 2007, the University makes payments based on a fixed rate of 3.5375 percent and receives variable rate payments from the swap counterparty based on 68 percent of One-Month USD LIBOR, through April 1, 2009, and 63 percent of the Five-Year USD LIBOR Swap Rate for the balance of the term, through April 2018. The University has the option to terminate the swap upon five business days written notice and payment of the fair market compensation for the value of the swap. This swap is not considered an effective hedge at June 30, 2015 and 2014 and has a fair value of (\$971,000) and (\$1,480,000), respectively.

THE UNIVERSITY OF MICHIGAN

Notes to Consolidated Financial Statements--Continued

Note 7--Derivative Instruments--Continued

The floating-to-fixed interest rate swap associated with the Series 1998A-2 Hospital Revenue Refunding Bonds has a notional amount of \$44,670,000 at both June 30, 2015 and 2014 tied to the outstanding balance of the bonds. The Series 1998A-2 Hospital Revenue Refunding Bonds were refunded on January 4, 2013, and the swap is now associated with the Series 2012D-1 General Revenue Bonds. Effective May 14, 1998, the University makes payments based on a fixed rate of 4.705 percent and receives variable rate payments from the swap counterparty based on the floating Securities Industry and Financial Markets Association ("SIFMA") Municipal Index through the final maturity dates of the underlying bonds in December 2024. The counterparty has the option of terminating the swaps if for any 180-day period the average variable rate is more than 7.0 percent. This swap is considered an effective hedge at June 30, 2015 and 2014 and has a fair value of (\$11,016,000) and (\$11,076,000), respectively.

The floating-to-fixed interest rate swap associated with the Series 1998A-1 Medical Service Plan Revenue Refunding Bonds has a notional amount of \$25,170,000 and \$28,115,000 at June 30, 2015 and 2014, respectively, tied to the outstanding balance of the bonds. The Series 1998A-1 Medical Service Plan Revenue Refunding Bonds were refunded on January 4, 2013, and the swap is now associated with the Series 2012D-1 General Revenue Bonds. Effective May 14, 1998, the University makes payments based on a fixed rate of 4.685 percent and receives variable rate payments based on the floating SIFMA Municipal Index through the final maturity dates of the underlying bonds in December 2024. The counterparty has the option of terminating the swaps if for any 180-day period the average variable rate is more than 7.0 percent. This swap is considered an effective hedge at June 30, 2015 and 2014 and has a fair value of (\$3,337,000) and (\$4,038,000), respectively.

Using rates in effect at June 30, 2015, the projected cash flows for the floating-to-fixed interest rate swaps deemed effective cash flow hedges, along with the debt service requirements of the associated variable rate debt, are summarized as follows:

| | Variable Rate Bonds | | Swap Payments, Net | Total Payments |
|-----------|---------------------|----------|-----------------------|-------------------|
| | Principal | Interest | | |
| | (in thousands) | | | |
| 2016 | \$ 13,205 | \$ 111 | \$ 6,792 | \$ 20,108 |
| 2017 | 13,775 | 104 | 6,316 | 20,195 |
| 2018 | 14,020 | 97 | 5,851 | 19,968 |
| 2019 | 13,770 | 90 | 5,370 | 19,230 |
| 2020 | 14,365 | 83 | 4,893 | 19,341 |
| 2021-2025 | 112,680 | 292 | 13,723 | 126,695 |
| 2026-2030 | 52,975 | 73 | 153 | 53,201 |
| | \$ 234,790 | \$ 850 | \$ 43,098 | \$ 278,738 |

THE UNIVERSITY OF MICHIGAN

Notes to Consolidated Financial Statements--Continued

Note 7--Derivative Instruments--Continued

By using derivative financial instruments to hedge exposures to changes in interest rates, the University is exposed to termination risk and basis risk. There is termination risk with floating-to-fixed interest rate swaps because the University or swap counterparty may terminate a swap if the other party fails to perform under the terms of the contract or its credit rating falls below investment grade. Termination risk is the risk that the associated variable rate debt no longer carries a synthetic fixed rate and if at the time of termination a swap has a negative fair value, the University is liable to the counterparty for payment equal to the swap's fair value. The University is also exposed to basis risk as some of the variable payments paid to the University by the counterparties are based on a percentage of LIBOR. Basis risk is the risk that changes in the relationship between SIFMA and LIBOR may impact the synthetic fixed rate of the variable rate debt. The University is not exposed to credit risk because the swaps have negative fair values.

The University is subject to collateral requirements with its counterparties on certain derivative instrument positions. To meet trading margin requirements for bond futures, the University had cash and U.S. government securities with a fair value of \$12,220,000 and \$1,443,000 at June 30, 2015 and 2014, respectively, on deposit with its futures broker as collateral. To meet collateral requirements for a total return swap with a notional amount of \$56,695,000 at June 30, 2013, the University posted cash collateral of \$3,760,000, which was returned upon expiration of the total return swap in August 2013.

THE UNIVERSITY OF MICHIGAN

Notes to Consolidated Financial Statements--Continued

Note 8--Self-Insurance

The University is self-insured for medical malpractice, workers' compensation, directors and officers' liability, property damage, auto liability and general liability through Veritas Insurance Corporation. The University is also self-insured for various employee benefits through internally maintained funds.

Claims and expenses are reported when it is probable that a loss has occurred and the amount of the loss can be reasonably estimated. Those losses include an estimate of claims that have been incurred but not reported and the future costs of handling claims. These liabilities are generally based on actuarial valuations and are reported at present value, discounted at a rate of 6 percent.

Changes in the total reported liability for insurance and benefits obligations for the years ended June 30, 2015 and 2014 are summarized as follows:

| | 2015 | 2014 |
|--|-------------------|-------------------|
| | (in thousands) | |
| Balance, beginning of year | \$ 194,664 | \$ 195,588 |
| Claims incurred and changes in estimates | 533,182 | 515,134 |
| Claim payments | (534,941) | (516,058) |
| Balance, end of year | 192,905 | 194,664 |
| Less current portion | 84,634 | 86,014 |
| | <u>\$ 108,271</u> | <u>\$ 108,650</u> |

THE UNIVERSITY OF MICHIGAN

Notes to Consolidated Financial Statements--Continued

Note 9--Postemployment Benefits

The University provides retiree health and welfare benefits, primarily medical, prescription drug, dental and life insurance coverage, to eligible retirees and their eligible dependents. Substantially all of the approximately 39,000 full-time regular University employees may become eligible for these benefits if they reach retirement age while working for the University. For employees retiring on or after January 1, 1987, contributions toward health and welfare benefits are shared between the University and the retiree and can vary based on date of hire, date of retirement, age and coverage elections.

The University also provides income replacement benefits, retirement savings contributions and health and life insurance benefits to substantially all regular University employees that are enrolled in a University sponsored long-term disability plan and qualify, based on disability status while working for the University, to receive basic or expanded long-term disability benefits. Contributions toward the expanded long-term disability plan are shared between the University and employees and vary based on years of service, annual base salary and coverage elections. Contributions toward the basic long-term disability plan are paid entirely by the University.

These postemployment benefits are provided through single-employer plans administered by the University. The Executive Vice Presidents of the University have the authority to establish and amend benefit provisions of the plans.

The University's annual postemployment benefits expense is actuarially determined in accordance with GASB Statement No. 45, *Accounting and Financial Reporting by Employers for Postemployment Benefits Other Than Pensions* ("GASB 45"). Projections of benefits are based on the substantive plan (the plan as understood by the employer and the plan members) and include the types of benefits provided and announced future changes at the time of each valuation and the historical pattern of sharing of benefit costs between the employer and plan members to that point.

The University implemented GASB 45 in 2008 and elected to amortize its initial unfunded actuarial accrued liability over one year, the minimum period allowed by the Statement. The University also elected to amortize subsequent changes in actuarial assumptions, plan design and experience gains and losses over a ten-year closed period. Therefore, the liability for net postemployment benefits obligations recorded in the statement of net position will differ from the actuarial accrued liability by the unamortized portion of these changes. At June 30, 2015, the recorded liability for net postemployment benefits obligations and the actuarial accrued liability totaled \$1,752,863,000 and \$1,888,883,000, respectively.

THE UNIVERSITY OF MICHIGAN

Notes to Consolidated Financial Statements--Continued

Note 9--Postemployment Benefits--Continued

Changes in the total reported liability for postemployment benefits obligations for the years ended June 30, 2015 and 2014 are summarized as follows:

| | 2015 | | |
|--|-------------------------------|---|---------------------|
| | Retiree Health and Welfare | Long-term Disability (in thousands) | Total |
| Balance, beginning of year | \$ 1,580,898 | \$ 150,556 | \$ 1,731,454 |
| Service cost | 40,987 | 9,300 | 50,287 |
| Amortization of assumption changes, plan changes and net actuarial (gains) losses | (86,474) | 10,741 | (75,733) |
| Interest cost | 96,119 | 11,864 | 107,983 |
| Payments of current premiums and claims | (42,692) | (18,436) | (61,128) |
| Balance, end of year | 1,588,838 | 164,025 | 1,752,863 |
| Less current portion | 45,479 | 19,693 | 65,172 |
| | <u>\$ 1,543,359</u> | <u>\$ 144,332</u> | <u>\$ 1,687,691</u> |

| | 2014 | | |
|--|-------------------------------|---|---------------------|
| | Retiree Health and Welfare | Long-term Disability (in thousands) | Total |
| Balance, beginning of year | \$ 1,556,284 | \$ 141,807 | \$ 1,698,091 |
| Service cost | 44,762 | 7,721 | 52,483 |
| Amortization of assumption changes, plan changes and actuarial (gains) losses | (71,427) | 6,923 | (64,504) |
| Interest cost | 94,622 | 11,174 | 105,796 |
| Payments of current premiums and claims | (43,343) | (17,069) | (60,412) |
| Balance, end of year | 1,580,898 | 150,556 | 1,731,454 |
| Less current portion | 47,826 | 18,436 | 66,262 |
| | <u>\$ 1,533,072</u> | <u>\$ 132,120</u> | <u>\$ 1,665,192</u> |

Since a portion of retiree medical services will be provided by the University's Health System, the liability for postemployment benefits obligations is net of the related margin and fixed costs of providing those services which totaled \$331,473,000 and \$303,492,000 of actuarial accrued liability at June 30, 2015 and 2014, respectively. In accordance with GASB 45, the University's liability for postemployment benefits obligations at June 30, 2015 is not reduced by the anticipated Medicare Retiree Drug Subsidy for future periods of approximately \$157,000,000 on an actuarial accrued liability basis.

THE UNIVERSITY OF MICHIGAN

Notes to Consolidated Financial Statements--Continued

Note 9--Postemployment Benefits--Continued

The annual required contribution represents a level of funding that an employer is projected to need in order to prefund its obligations for postemployment benefits over its employees' years of service and totals \$112,864,000 and \$121,796,000 at June 30, 2015 and 2014, respectively. The University has no obligation to make contributions in advance of when insurance premiums or claims are due for payment and currently pays for postemployment benefits on a pay-as-you-go basis. The University's postemployment benefits obligations at June 30, 2015, 2014 and 2013 as a percentage of covered payroll of \$3,228,997,000, \$3,083,357,000 and \$2,979,189,000, was 54, 56 and 57 percent, respectively.

The University's recorded liability for postemployment benefits obligations was calculated using the projected unit credit method. Significant actuarial methods and assumptions used in the valuation for the years ended June 30, 2015 and 2014 are as follows:

| 2015 | | |
|---|-----------------------------------|---------------------------------|
| | <u>Retiree Health and Welfare</u> | <u>Long-term Disability</u> |
| Discount Rate | 6.08% | 7.88% |
| Immediate/Ultimate Administrative Trend Rate | 0.0%/3.0% | 0.0%/3.0% |
| Immediate/Ultimate Medical Trend Rate | 6.0%-7.0%/4.5% | 6.0%-7.0%/4.5% |
| Immediate/Ultimate Rx Trend Rate | 6.5%/4.5% | 6.5%/4.5% |
| Expected Retirement Age (Faculty/Staff/Union) | 66/62/61 | Not Applicable |
| Mortality/Termination Table | RP-2000 Generational | 2005 SOA Life Waiver (Modified) |
| 2014 | | |
| | <u>Retiree Health and Welfare</u> | <u>Long-term Disability</u> |
| Discount Rate | 6.08% | 7.88% |
| Immediate/Ultimate Administrative Trend Rate | 0.0%/3.0% | 0.0%/3.0% |
| Immediate/Ultimate Medical Trend Rate | 6.0%-8.0%/5.0% | 6.0%-8.0%/5.0% |
| Immediate/Ultimate Rx Trend Rate | 7.0%/5.0% | 7.0%/5.0% |
| Expected Retirement Age (Faculty/Staff/Union) | 66/62/61 | Not Applicable |
| Mortality/Termination Table | RP-2000 Generational | 2005 SOA Life Waiver (Modified) |

The actuarial accrued liability is determined using current assumptions as of the valuation date, which may differ from those used to calculate the recorded liability. At June 30, 2015, the valuation of the actuarial accrued liability included the use of the RP-2014 White Collar mortality table.

THE UNIVERSITY OF MICHIGAN

Notes to Consolidated Financial Statements--Continued

Note 10--Retirement Plan

The University has a defined contribution retirement plan for all qualified employees through the Teachers Insurance and Annuity Association - College Retirement Equities Fund ("TIAA-CREF") and Fidelity Management Trust Company ("FMTC") mutual funds. All regular and supplemental instructional and primary staff are eligible to participate in the plan based upon age and service requirements. Participants maintain individual contracts with TIAA-CREF, or accounts with FMTC, and are fully vested.

For payroll covered under the plan, eligible employees generally contribute 5 percent of their pay and the University generally contributes 10 percent of employees' pay to the plan. Effective January 1, 2015, the plan was modified for certain employees of the University's health system who now generally contribute 4.5 percent of their pay, with the University contributing 9 percent of those employees' pay to the plan. The University contribution commences after an employee has completed one year of employment. Participants may elect to contribute additional amounts to the plans within specified limits that are not matched by University contributions. Contributions and covered payroll under the plan (excluding participants' additional contributions) for the three years ended June 30, 2015 are summarized as follows:

| | 2015 | 2014 | 2013 |
|----------------------------|----------------|--------------|--------------|
| | (in thousands) | | |
| University contributions | \$ 251,614 | \$ 245,973 | \$ 234,036 |
| Employee contributions | \$ 131,545 | \$ 127,815 | \$ 122,094 |
| Payroll covered under plan | \$ 3,228,997 | \$ 3,083,357 | \$ 2,979,189 |
| Total payroll | \$ 3,385,973 | \$ 3,230,004 | \$ 3,092,257 |

THE UNIVERSITY OF MICHIGAN

Notes to Consolidated Financial Statements--Continued

Note 11--Net Position

The composition of net position at June 30, 2015 and 2014 is summarized as follows:

| | 2015 | 2014 |
|--|----------------------|----------------------|
| | (in thousands) | |
| Net investment in capital assets | \$ 3,782,130 | \$ 3,697,894 |
| Restricted: | | |
| Nonexpendable: | | |
| Permanent endowment corpus | 1,673,996 | 1,535,326 |
| Expendable: | | |
| Net appreciation of permanent endowments | 1,708,175 | 1,725,281 |
| Funds functioning as endowment | 2,061,089 | 2,007,676 |
| Restricted for operations and other | 602,343 | 738,724 |
| Unrestricted | 3,468,074 | 3,353,173 |
| | <u>\$ 13,295,807</u> | <u>\$ 13,058,074</u> |

Unrestricted net position, as defined by GASB, is not subject to externally imposed stipulations; however, it is subject to internal restrictions. For example, unrestricted net position may be designated for specific purposes by action of management or the Board of Regents. At June 30, 2015 and 2014, all of the unrestricted net position has been designated for various academic programs, research initiatives and capital projects.

Note 12--Federal Direct Lending Program

The University distributed \$303,638,000 and \$327,598,000 for the years ending June 30, 2015 and 2014, respectively, for student loans through the U.S. Department of Education ("DoED") federal direct lending program. These distributions and related funding sources are not included as expenses and revenues in the accompanying financial statements. The statement of net position includes a payable of \$2,337,000 and \$1,319,000 at June 30, 2015 and 2014, respectively, for DoED funding received prior to distribution.

THE UNIVERSITY OF MICHIGAN

Notes to Consolidated Financial Statements--Continued

Note 13--Commitments and Contingencies

Authorized expenditures for construction and other projects unexpended as of June 30, 2015 were \$827,937,000. Of these expenditures, the University expects that \$737,917,000 will be funded by internal sources, gifts, grants and future borrowings, \$72,781,000 by the State Building Authority and the remaining \$17,239,000 will be funded using unexpended debt proceeds.

Under the terms of various limited partnership agreements approved by the Board of Regents or by University officers, the University is obligated to make periodic payments for advance commitments to venture capital, private equity, real estate, natural resources and absolute return strategies. As of June 30, 2015, the University had committed, but not paid, a total of \$2,835,832,000 in funding for these alternative investments. Based on historical capital calls and discussions with those managing the limited partnerships, outstanding commitments for such investments are anticipated to be paid in the following years ended June 30 (in thousands):

| | |
|-----------------|---------------------|
| 2016 | \$ 1,013,288 |
| 2017 | 658,331 |
| 2018 | 461,464 |
| 2019 | 261,474 |
| 2020 | 173,038 |
| 2021 and beyond | 268,237 |
| | <u>\$ 2,835,832</u> |

These commitments are generally able to be called prior to an agreed commitment expiration date and therefore may occur earlier or later than estimated.

The University has entered into capital and operating leases for certain space and equipment, which expire at various dates through 2039. Outstanding commitments for these leases are expected to be paid in the following years ended June 30:

| | Capital (in thousands) | Operating |
|---|---------------------------|-------------------|
| 2016 | \$ 4,031 | \$ 27,727 |
| 2017 | 4,031 | 23,341 |
| 2018 | 4,031 | 17,438 |
| 2019 | 4,031 | 14,154 |
| 2020 | 3,325 | 11,995 |
| 2021-2025 | 14,954 | 29,334 |
| 2026-2030 | 15,171 | 777 |
| 2031-2035 | 15,932 | 212 |
| 2036-2039 | 13,248 | |
| | <u>78,754</u> | <u>\$ 124,978</u> |
| Less amount representing interest | 40,767 | |
| Present value of net minimum capital lease payments | <u>\$ 37,987</u> | |

THE UNIVERSITY OF MICHIGAN

Notes to Consolidated Financial Statements--Continued

Note 13--Commitments and Contingencies--Continued

Operating lease expenses totaled \$35,821,000 and \$35,921,000 in 2015 and 2014, respectively.

Substantial amounts are received and expended by the University under federal and state programs and are subject to audit by cognizant governmental agencies. This funding relates to research, student aid, patient care and other programs. The University believes that any liabilities arising from such audits will not have a material effect on its financial position.

The University is a party to various pending legal actions and other claims in the normal course of business, and is of the opinion that the outcome of these proceedings will not have a material adverse effect on its financial position.

THE UNIVERSITY OF MICHIGAN

Notes to Consolidated Financial Statements--Continued

Note 14--Operating Expenses by Function

Operating expenses by functional classification for the years ended June 30, 2015 and 2014 are summarized as follows:

| 2015 | | | | | |
|--|---------------------------------|-----------------------------|--------------------------------|------------------------------------|--------------|
| | Compensation and Benefits | Supplies and Services | Depreciation (in thousands) | Scholarships and Fellowships | Total |
| Instruction | \$ 844,505 | \$ 138,924 | | | \$ 983,429 |
| Research | 469,871 | 236,257 | | | 706,128 |
| Public service | 128,604 | 60,794 | | | 189,398 |
| Academic support | 207,878 | 58,304 | | | 266,182 |
| Student services | 79,609 | 24,447 | | | 104,056 |
| Institutional support | 161,661 | 49,570 | | | 211,231 |
| Operations and maintenance of plant | 35,588 | 242,159 | | | 277,747 |
| Auxiliary enterprises | 2,403,193 | 925,467 | | | 3,328,660 |
| Depreciation | | | \$ 493,629 | | 493,629 |
| Scholarships and fellowships | | | | \$ 132,758 | 132,758 |
| | \$ 4,330,909 | \$ 1,735,922 | \$ 493,629 | \$ 132,758 | \$ 6,693,218 |
| | | | | | |
| 2014 | | | | | |
| | Compensation and Benefits | Supplies and Services | Depreciation (in thousands) | Scholarships and Fellowships | Total |
| Instruction | \$ 823,611 | \$ 130,339 | | | \$ 953,950 |
| Research | 472,939 | 235,828 | | | 708,767 |
| Public service | 101,342 | 51,426 | | | 152,768 |
| Academic support | 201,436 | 45,162 | | | 246,598 |
| Student services | 74,893 | 21,541 | | | 96,434 |
| Institutional support | 143,768 | 56,136 | | | 199,904 |
| Operations and maintenance of plant | 42,915 | 234,466 | | | 277,381 |
| Auxiliary enterprises | 2,289,944 | 843,651 | | | 3,133,595 |
| Depreciation | | | \$ 487,458 | | 487,458 |
| Scholarships and fellowships | | | | \$ 124,465 | 124,465 |
| | \$ 4,150,848 | \$ 1,618,549 | \$ 487,458 | \$ 124,465 | \$ 6,381,320 |

The University of Michigan
Schedule of Expenditures of Federal Awards
For the Year Ended June 30, 2015

| Cluster Title/Federal Grantor/Program | Type | Pass-Through Grantor | Award Identifier | CFDA Number | CFDA Program Title | Federal Expenditures | Subrecipient |
|--|--------------|---|--|-------------|--|----------------------|-------------------|
| MEDICAID CLUSTER | | | | | | | |
| Health and Human Services, Department of | Pass-Through | Arkansas, State of | 4600029157 | 93.778 | Medical Assistance Program | \$ 25,643 | \$ 4,065 |
| Health and Human Services, Department of | Pass-Through | Arkansas, State of | 4600031762 | 93.778 | Medical Assistance Program | 810,765 | 258,379 |
| Health and Human Services, Department of | Pass-Through | Michigan Primary Care Association | Lincoln High School | 93.778 | Medical Assistance Program | 76,761 | - |
| Health and Human Services, Department of | Pass-Through | Michigan Primary Care Association | Lincoln High School | 93.778 | Medical Assistance Program | 141,072 | - |
| Health and Human Services, Department of | Pass-Through | Michigan Primary Care Association | Lincoln Middle School | 93.778 | Medical Assistance Program | 53,168 | - |
| Health and Human Services, Department of | Pass-Through | Michigan Primary Care Association | Lincoln Middle School | 93.778 | Medical Assistance Program | 121,211 | - |
| Health and Human Services, Department of | Pass-Through | Michigan Primary Care Association | Scarlett Middle School | 93.778 | Medical Assistance Program | 68,608 | - |
| Health and Human Services, Department of | Pass-Through | Michigan Primary Care Association | Scarlett Middle School | 93.778 | Medical Assistance Program | 169,474 | - |
| Health and Human Services, Department of | Pass-Through | Michigan Primary Care Association | Ypsilanti High School | 93.778 | Medical Assistance Program | 63,214 | - |
| Health and Human Services, Department of | Pass-Through | Michigan Primary Care Association | Ypsilanti High School | 93.778 | Medical Assistance Program | 172,842 | - |
| Health and Human Services, Department of | Pass-Through | Michigan Primary Care Association | Ypsilanti Middle School | 93.778 | Medical Assistance Program | 61,139 | - |
| Health and Human Services, Department of | Pass-Through | Michigan Primary Care Association | Ypsilanti Middle School | 93.778 | Medical Assistance Program | 168,722 | - |
| Health and Human Services, Department of | Pass-Through | Michigan, State of, Community Health, Department of | 20131038 | 93.778 | Medical Assistance Program | (6,275) | - |
| Health and Human Services, Department of | Pass-Through | Michigan, State of, Community Health, Department of | 20141086 | 93.778 | Medical Assistance Program | 358,998 | 97,147 |
| Health and Human Services, Department of | Pass-Through | Michigan, State of, Community Health, Department of | 20141086 | 93.778 | Medical Assistance Program | 128,834 | 102,863 |
| Health and Human Services, Department of | Pass-Through | Michigan, State of, Community Health, Department of | 20141426 | 93.778 | Medical Assistance Program | 309,072 | - |
| Health and Human Services, Department of | Pass-Through | Michigan, State of, Community Health, Department of | 20141432 | 93.778 | Medical Assistance Program | 7,707 | - |
| Health and Human Services, Department of | Pass-Through | Michigan, State of, Community Health, Department of | 20141437 | 93.778 | Medical Assistance Program | 57,442 | - |
| Health and Human Services, Department of | Pass-Through | Michigan, State of, Community Health, Department of | 20142845 | 93.778 | Medical Assistance Program | 91,489 | 4,854 |
| Health and Human Services, Department of | Pass-Through | Michigan, State of, Community Health, Department of | 20150406 | 93.778 | Medical Assistance Program | 69,012 | - |
| Health and Human Services, Department of | Pass-Through | Michigan, State of, Community Health, Department of | 20151567 | 93.778 | Medical Assistance Program | 37,651 | - |
| Health and Human Services, Department of | Pass-Through | Michigan, State of, Community Health, Department of | 20151568 | 93.778 | Medical Assistance Program | 30,461 | 17,712 |
| Health and Human Services, Department of | Pass-Through | Michigan, State of, Community Health, Department of | 20151576 | 93.778 | Medical Assistance Program | 31,401 | - |
| Health and Human Services, Department of | Pass-Through | Michigan, State of, Community Health, Department of | 20151577 | 93.778 | Medical Assistance Program | 62,054 | 24,928 |
| Health and Human Services, Department of | Pass-Through | Michigan, State of, Community Health, Department of | 20151579 | 93.778 | Medical Assistance Program | 438,637 | - |
| Health and Human Services, Department of | Pass-Through | Michigan, State of, Community Health, Department of | 20151580 | 93.778 | Medical Assistance Program | 41,600 | - |
| Health and Human Services, Department of | Pass-Through | Michigan, State of, Community Health, Department of | 20151581 | 93.778 | Medical Assistance Program | 273,210 | - |
| Health and Human Services, Department of | Pass-Through | Michigan, State of, Community Health, Department of | 20151582 | 93.778 | Medical Assistance Program | 57,007 | - |
| Health and Human Services, Department of | Pass-Through | Michigan, State of, Community Health, Department of | 20151583 | 93.778 | Medical Assistance Program | 114,790 | - |
| Health and Human Services, Department of | Pass-Through | Michigan, State of, Community Health, Department of | 20151584 | 93.778 | Medical Assistance Program | 729,533 | - |
| Health and Human Services, Department of | Pass-Through | Michigan, State of, Community Health, Department of | 20151585 | 93.778 | Medical Assistance Program | 146,817 | - |
| Health and Human Services, Department of | Pass-Through | Michigan, State of, Community Health, Department of | 20151590 | 93.778 | Medical Assistance Program | 50,977 | - |
| Health and Human Services, Department of | Pass-Through | Michigan, State of, Community Health, Department of | 20151592 | 93.778 | Medical Assistance Program | 1,104 | - |
| Health and Human Services, Department of | Pass-Through | Michigan, State of, Community Health, Department of | 20151593 | 93.778 | Medical Assistance Program | 12,097 | - |
| Health and Human Services, Department of | Pass-Through | Michigan, State of, Community Health, Department of | 20151596 | 93.778 | Medical Assistance Program | 41,152 | - |
| Health and Human Services, Department of | Pass-Through | Michigan, State of, Community Health, Department of | 20151597 | 93.778 | Medical Assistance Program | 188,244 | - |
| Health and Human Services, Department of | Pass-Through | Michigan, State of, Community Health, Department of | 20151599 | 93.778 | Medical Assistance Program | 105,506 | - |
| Health and Human Services, Department of | Pass-Through | Michigan, State of, Community Health, Department of | 20151600 | 93.778 | Medical Assistance Program | 19,225 | - |
| Health and Human Services, Department of | Pass-Through | Michigan, State of, Community Health, Department of | 20151601 | 93.778 | Medical Assistance Program | 67,808 | - |
| Health and Human Services, Department of | Pass-Through | Michigan, State of, Community Health, Department of | 20151602 | 93.778 | Medical Assistance Program | 25,767 | - |
| Total Medicaid cluster | | | | | | \$ 5,423,939 | \$ 509,948 |
| STUDENT FINANCIAL AID CLUSTER | | | | | | | |
| Education, Department of | Direct | | | 84.007 | Federal Supplemental Educational Opportunity Grant | \$ 1,497,043 | \$ - |
| Education, Department of | Direct | | | 84.033 | Federal Work-Study Program | \$ 3,726,418 | \$ - |
| | | | | | Federal Perkins Loan Program Federal Capital Contributions (Note 5) | \$ - | \$ - |
| Education, Department of | Direct | | | 84.038 | Federal Pell Grant Program | \$ 44,118,754 | \$ - |
| Education, Department of | Direct | | | 84.268 | William D. Ford Federal Direct Loan Program (Note 4) | \$ - | \$ - |
| | | | | | Teacher Education Assistance for College and Higher Education Grants (TEACH Grants) | \$ 71,964 | \$ - |
| Education, Department of | Direct | | Total Education, Department of | | | \$ 49,414,179 | \$ - |
| Health and Human Services, Department of | Direct | | | 93.264 | Nurse Faculty Loan Program (NFLP) (Note 5) | \$ - | \$ - |
| | | | | | Health Professions Student Loans, Including Primary Care Loans/Loans for Disadvantaged Students (Note 5) | \$ - | \$ - |
| Health and Human Services, Department of | Direct | | | 93.342 | Nursing Student Loans (Note 5) | \$ - | \$ - |
| Health and Human Services, Department of | Direct | | | 93.364 | Scholarships for Health Professions Students from Disadvantaged Backgrounds (Note 5) | \$ 218,660 | \$ - |
| Health and Human Services, Department of | Direct | | Total Health and Human Services, Department of | | | \$ 218,660 | \$ - |
| Total student financial aid cluster | | | | | | \$ 49,632,839 | \$ - |
| HIGHWAY SAFETY CLUSTER | | | | | | | |
| Transportation, Department of | Pass-Through | Michigan, State of, State Police | TR-14-01 | 20.600 | State and Community Highway Safety | \$ 52,671 | \$ - |
| Transportation, Department of | Pass-Through | Michigan, State of, State Police | TR-15-01 | 20.600 | State and Community Highway Safety | 208,680 | - |
| | | | | | | \$ 261,351 | \$ - |
| Transportation, Department of | Pass-Through | Michigan, State of, State Police | OP-15-06 | 20.616 | National Priority Safety Programs | \$ 14,534 | \$ - |
| Total highway safety cluster | | | | | | \$ 275,885 | \$ - |
| AGING CLUSTER | | | | | | | |
| Health and Human Services, Department of | Pass-Through | Washtenaw, County of | CR# 43936/PO# 45166-000-SC | 93.045 | Special Programs for the Aging_ Title III, Part C_ Nutrition Services | \$ 149,982 | \$ - |
| Health and Human Services, Department of | Pass-Through | Washtenaw, County of | CR43954 | 93.045 | Special Programs for the Aging_ Title III, Part C_ Nutrition Services | 8,565 | - |

The University of Michigan
Schedule of Expenditures of Federal Awards
For the Year Ended June 30, 2015

| Cluster Title/Federal Grantor/Program | Type | Pass-Through Grantor | Award Identifier | CFDA Number | CFDA Program Title | Federal Expenditures | Subrecipient |
|--|--------------|---|--------------------------------|-------------|---|----------------------|------------------|
| Total aging cluster | | | | | | \$ 158,547 | \$ - |
| CCDF CLUSTER | | | | | | | |
| Health and Human Services, Department of | Pass-Through | Columbia University | 1(GG008358-03) | 93.575 | Child Care and Development Block Grant | \$ 434,654 | \$ - |
| Health and Human Services, Department of | Pass-Through | Columbia University | 1(GG08358-01) | 93.575 | Child Care and Development Block Grant | 105,042 | - |
| Health and Human Services, Department of | Pass-Through | Columbia University | 2 (GG08358-02) | 93.575 | Child Care and Development Block Grant | 98,879 | - |
| Total CCDF cluster | | | | | | \$ 638,575 | \$ - |
| RESEARCH AND DEVELOPMENT CLUSTER | | | | | | | |
| National Science Foundation | Direct | | CBET 0846471 | 47.082 | ARRA-Trans-NSF Recovery Act Reasearch Support | \$ 28,742 | \$ - |
| National Science Foundation | Direct | | CMMI 0846738 | 47.082 | ARRA-Trans-NSF Recovery Act Reasearch Support | 20,454 | - |
| National Science Foundation | Direct | | CNS 0910851 | 47.082 | ARRA-Trans-NSF Recovery Act Reasearch Support | 17,363 | - |
| National Science Foundation | Direct | | ECCS 0844908 | 47.082 | ARRA-Trans-NSF Recovery Act Reasearch Support | (11,303) | - |
| Total National Science Foundation | | | | | | \$ 55,256 | \$ - |
| Energy, Department of | Pass-Through | FCA US | SUB-DE-EE00027 | 81.N/A | ARRA- | \$ 234,986 | \$ - |
| Energy, Department of | Direct | | DE-SC0000957 | 81.049 | ARRA-Office of Science Financial Assistance Program | \$ 448,647 | \$ 17,057 |
| Energy, Department of | Direct | | DE-SC0003990 | 81.049 | ARRA-Office of Science Financial Assistance Program | 167,273 | - |
| Energy, Department of | Direct | | DE-SC0003996 | 81.049 | ARRA-Office of Science Financial Assistance Program | (18,604) | - |
| Energy, Department of | Pass-Through | Northwestern University | 611-8289300-60024673 PROJ00001 | 81.049 | ARRA-Office of Science Financial Assistance Program | (1,209) | - |
| Energy, Department of | Pass-Through | University of Notre Dame, The | 209008 | 81.049 | ARRA-Office of Science Financial Assistance Program | 590 | - |
| Energy, Department of | Pass-Through | University of Southern California | 10054480 | 81.049 | ARRA-Office of Science Financial Assistance Program | 188,596 | - |
| | | | | | | \$ 785,293 | \$ 17,057 |
| Energy, Department of | Pass-Through | General Motors Corporation | GVS02958 | 81.086 | ARRA-Conservation Research and Development | \$ 34,222.00 | - |
| Total Energy, Department of | | | | | | \$ 1,054,501 | \$ 17,057 |
| Health and Human Services, Department of | Direct | | 1 DP2 OD006458-01 | 93.701 | ARRA-Trans-NIH Recovery Act Research Support | \$ 15,728 | \$ - |
| Health and Human Services, Department of | Direct | | 3 RC4 AG039029-01S1 | 93.701 | ARRA-Trans-NIH Recovery Act Research Support | 1,193,715 | 170 |
| Total Health and Human Services, Department of | | | | | | \$ 1,209,443 | \$ 170 |
| Institute of Museum and Library Services | Direct | | IC-01-11-0233-11 | 45.303 | Conservation Project Support | \$ (5,867) | \$ - |
| Institute of Museum and Library Services | Direct | | LG-05-0150-11 | 45.312 | National Leadership Grants | \$ 154,858 | \$ - |
| Institute of Museum and Library Services | Direct | | LG-05-14-0042-14 | 45.312 | National Leadership Grants | 195,861 | - |
| Institute of Museum and Library Services | Direct | | LG-06-10-0140-10 | 45.312 | National Leadership Grants | 16,197 | - |
| Institute of Museum and Library Services | Direct | | LG-06-14-0122-14 | 45.312 | National Leadership Grants | 68,436 | - |
| Institute of Museum and Library Services | Direct | | LG-07-11-0232-11A | 45.312 | National Leadership Grants | 30,129 | - |
| Institute of Museum and Library Services | Pass-Through | Purdue University | 4112-64403 | 45.312 | National Leadership Grants | 3,418 | - |
| | | | | | | \$ 468,899 | \$ - |
| Institute of Museum and Library Services | Direct | | RE-01-15-0086-15 | 45.313 | Laura Bush 21st Century Librarian Program | \$ 44,431 | \$ - |
| Institute of Museum and Library Services | Direct | | RE-04-10-0038-10 | 45.313 | Laura Bush 21st Century Librarian Program | (20,110) | - |
| Institute of Museum and Library Services | Direct | | RE-05-15-0021-15 | 45.313 | Laura Bush 21st Century Librarian Program | 7,287 | - |
| | | | | | | \$ 31,608 | \$ - |
| Total Institute of Museum and Library Sciences | | | | | | \$ 494,640 | \$ - |
| National Endowment for the Arts | Pass-Through | Michigan, State of, Council for Arts and Cultural Affairs | 14OP0247PS | 45.023 | Promotion of the Arts_Local Arts Agencies Program | \$ 25,500 | \$ - |
| National Endowment for the Arts | Direct | | 13-4200-7036 | 45.024 | Promotion of the Arts_Grants to Organizations and Individuals | \$ 3,401 | \$ - |
| National Endowment for the Arts | Direct | | 13-4400-7021 | 45.024 | Promotion of the Arts_Grants to Organizations and Individuals | 1,148 | - |
| National Endowment for the Arts | Direct | | 14-4400-7066 | 45.024 | Promotion of the Arts_Grants to Organizations and Individuals | 20,400 | - |
| | | | | | | \$ 24,949 | \$ - |
| National Endowment for the Arts | Pass-Through | Michigan, State of, Council for Arts and Cultural Affairs | 13OP0180PS | 45.025 | Promotion of the Arts_Partnership Agreements | \$ (195) | \$ - |
| National Endowment for the Arts | Pass-Through | Michigan, State of, Council for Arts and Cultural Affairs | 14OP0248PS | 45.025 | Promotion of the Arts_Partnership Agreements | 10,209 | - |
| National Endowment for the Arts | Pass-Through | Michigan, State of, Council for Arts and Cultural Affairs | 14OP0249PS | 45.025 | Promotion of the Arts_Partnership Agreements | 20,499 | - |
| National Endowment for the Arts | Pass-Through | Michigan, State of, Council for Arts and Cultural Affairs | 15OP0282PS | 45.025 | Promotion of the Arts_Partnership Agreements | 19,290 | - |
| National Endowment for the Arts | Pass-Through | Michigan, State of, Council for Arts and Cultural Affairs | 15OP0283PS | 45.025 | Promotion of the Arts_Partnership Agreements | 4,392 | - |
| | | | | | | \$ 54,195 | \$ - |
| Total National Endowment for the Arts | | | | | | \$ 104,644 | \$ - |
| National Endowment for the Humanities | Direct | | CH-51140-14 | 45.130 | Promotion of the Humanities_Challenge Grants | \$ 115,865 | \$ - |
| National Endowment for the Humanities | Pass-Through | New-York Historical Society | Award | 45.130 | Promotion of the Humanities_Challenge Grants | 125,579 | - |
| | | | | | | \$ 241,444 | \$ - |
| National Endowment for the Humanities | Direct | | PW-51275-13 | 45.149 | Promotion of the Humanities_Division of Preservation and Access | \$ 18,833 | \$ - |
| National Endowment for the Humanities | Direct | | FA-56581-12 | 45.160 | Promotion of the Humanities_Fellowships and Stipends | \$ (1,387) | \$ - |
| National Endowment for the Humanities | Direct | | RZ-51319-11 | 45.161 | Promotion of the Humanities_Research | \$ (5,086) | \$ - |
| National Endowment for the Humanities | Pass-Through | American Musicological Society | Award ltr did 1/19/12 | 45.161 | Promotion of the Humanities_Research | 19,157 | - |
| | | | | | | \$ 14,071 | \$ - |
| National Endowment for the Humanities | Direct | | ES-50525-13 | 45.163 | Promotion of the Humanities_Professional Development | \$ 78,654 | \$ - |
| Total National Endowment for the Humanities | | | | | | \$ 351,615 | \$ - |
| Agriculture, Department of | Direct | | 14-8130-0466-CA | 10.N/A | | \$ 60,575 | \$ - |
| Agriculture, Department of | Direct | | 15-7415-0975-CA | 10.N/A | | 16,936 | - |

The University of Michigan
Schedule of Expenditures of Federal Awards
For the Year Ended June 30, 2015

| Cluster Title/Federal Grantor/Program | Type | Pass-Through Grantor | Award Identifier | CFDA Number | CFDA Program Title | Federal Expenditures | Subrecipient |
|---------------------------------------|--------------|--|----------------------------------|-------------|--|----------------------|--------------|
| Agriculture, Department of | Pass-Through | Area Agency on Aging - Michigan | 15-9202-02 | 10.N/A | | 2,274 | - |
| | | | | | | \$ 79,785 | \$ - |
| Agriculture, Department of | Direct | | 14-7415-0975-CA | 10.028 | Wildlife Services | \$ 57,361 | \$ - |
| Agriculture, Department of | Direct | | 2013-32100-06099 | 10.202 | Cooperative Forestry Research | \$ (63,517) | \$ - |
| Agriculture, Department of | Direct | | 2014-32100-06099 | 10.202 | Cooperative Forestry Research | 218,716 | - |
| Agriculture, Department of | Direct | | 2015-32100-06099 | 10.202 | Cooperative Forestry Research | 180,959 | - |
| | | | | | | \$ 336,158 | \$ - |
| Agriculture, Department of | Direct | | 58-5000-3-0065 | 10.253 | Consumer Data and Nutrition Research | \$ 42,801 | \$ - |
| Agriculture, Department of | Direct | | 59-500-5-0008 | 10.253 | Consumer Data and Nutrition Research | 2,176 | - |
| | | | | | | \$ 44,977 | \$ - |
| Agriculture, Department of | Direct | | 2011-67012-30682 | 10.310 | Agriculture and Food Research Initiative (AFRI) | \$ 1,629 | \$ - |
| Agriculture, Department of | Direct | | 2011-68001-30089 | 10.310 | Agriculture and Food Research Initiative (AFRI) | 919,628 | 479,120 |
| Agriculture, Department of | Direct | | 2012-67011-19723 | 10.310 | Agriculture and Food Research Initiative (AFRI) | (4,434) | - |
| Agriculture, Department of | Direct | | 2012-67012-19704 | 10.310 | Agriculture and Food Research Initiative (AFRI) | 16,769 | - |
| Agriculture, Department of | Direct | | 2012-67013-21874 | 10.310 | Agriculture and Food Research Initiative (AFRI) | 108,124 | 55,267 |
| Agriculture, Department of | Direct | | 2013-67012-21136 | 10.310 | Agriculture and Food Research Initiative (AFRI) | 70,149 | - |
| Agriculture, Department of | Direct | | 2015-67013-22953 | 10.310 | Agriculture and Food Research Initiative (AFRI) | 40,757 | - |
| Agriculture, Department of | Direct | | 212-68004-20028 | 10.310 | Agriculture and Food Research Initiative (AFRI) | 647,034 | 171,018 |
| Agriculture, Department of | Pass-Through | Pennsylvania State University | 4987-UM-USDA-0619 | 10.310 | Agriculture and Food Research Initiative (AFRI) | 981 | - |
| Agriculture, Department of | Pass-Through | Purdue University | 8000041930-AG | 10.310 | Agriculture and Food Research Initiative (AFRI) | 57,071 | - |
| Agriculture, Department of | Pass-Through | University of Wisconsin | 460K795 | 10.310 | Agriculture and Food Research Initiative (AFRI) | 123,654 | - |
| | | | | | | \$ 1,981,362 | \$ 705,405 |
| Agriculture, Department of | Direct | | 13-CR-11242306-077 | 10.652 | Forestry Research | \$ 35,371 | \$ - |
| Agriculture, Department of | Direct | | 2014-JV-112621975-073 | 10.652 | Forestry Research | 18,170 | - |
| | | | | | | \$ 53,541 | \$ - |
| Agriculture, Department of | Pass-Through | National Fish and Wildlife Foundation | 0501-13-038852 | 10.683 | National Fish and Wildlife Foundation | \$ 90,164 | \$ - |
| Agriculture, Department of | Pass-Through | University Center Gaylord | Research Agreement | 10.769 | Rural Business Enterprise Grants | \$ 10,407 | \$ - |
| Agriculture, Department of | Direct | | 58-3AEU-2-0092 | 10.950 | Agricultural Statistics Reports | \$ 11,780 | \$ - |
| Agriculture, Department of | Direct | | 58-3148-1-162 | 10.961 | Scientific Cooperation and Research | \$ 7,334 | \$ - |
| | | | Total Agriculture, Department of | | | \$ 2,672,869 | \$ 705,405 |
| Commerce, Department of | Direct | | IPA Agreement-James Wagner | 11.N/A | | \$ 33,261 | \$ - |
| Commerce, Department of | Direct | | RA-133W-14-CN-0134 | 11.N/A | | 131,827 | - |
| Commerce, Department of | Pass-Through | Consortium for Ocean Leadership | Sub-Award #SA14-15 | 11.N/A | | (376) | - |
| Commerce, Department of | Pass-Through | Michigan State University | Award Letter dated 1/30/14 | 11.N/A | | 2,497 | - |
| Commerce, Department of | Pass-Through | University of Maryland, The | Z777101 | 11.N/A | | 655,063 | - |
| | | | | | | \$ 822,272 | \$ - |
| Commerce, Department of | Pass-Through | Consortium for Ocean Leadership | SA15-05 | 11.008 | NOAA Mission-Related Education Awards | \$ 8,686 | \$ - |
| Commerce, Department of | Direct | | NA14OAR0110139 | 11.011 | Ocean Exploration | \$ 93,876 | \$ - |
| Commerce, Department of | Direct | | NA14OAR0110149 | 11.011 | Ocean Exploration | 63,152 | - |
| Commerce, Department of | Direct | | NA14OAR0110265 | 11.011 | Ocean Exploration | 167,344 | - |
| | | | | | | \$ 324,372 | \$ - |
| Commerce, Department of | Pass-Through | Great Lakes Observing System (GLOS) | IOOOS/Edu-02 | 11.012 | Integrated Ocean Observing System (IOOS) | \$ 38,988 | \$ - |
| Commerce, Department of | Pass-Through | Great Lakes Observing System (GLOS) | IOOS/SATA-03 | 11.012 | Integrated Ocean Observing System (IOOS) | 9,287 | - |
| Commerce, Department of | Pass-Through | University of Maryland, The | CA 12-07 07-5-25684 | 11.012 | Integrated Ocean Observing System (IOOS) | 173,382 | - |
| | | | | | | \$ 221,657 | \$ - |
| Commerce, Department of | Direct | | 99-06-07561-01 | 11.303 | Economic Development_Technical Assistance | \$ 141,544 | \$ - |
| Commerce, Department of | Direct | | F99-26-07665-04 | 11.313 | Trade Adjustment Assistance for Firms | \$ 1,342,922 | \$ - |
| Commerce, Department of | Direct | | NA10OAR4170071 | 11.417 | Sea Grant Support | \$ 1,141,256 | \$ - |
| Commerce, Department of | Direct | | NA14OAR4170029 | 11.417 | Sea Grant Support | 30,331 | - |
| Commerce, Department of | Direct | | NA14OAR4170030 | 11.417 | Sea Grant Support | 30,331 | - |
| Commerce, Department of | Direct | | NA14OAR4170070 | 11.417 | Sea Grant Support | 345,399 | - |
| Commerce, Department of | Direct | | NA15OAR4170003 | 11.417 | Sea Grant Support | 26,166 | - |
| Commerce, Department of | Direct | | NA15OAR4170017 | 11.417 | Sea Grant Support | 26,166 | - |
| Commerce, Department of | Direct | | NA15OAR4170037 | 11.417 | Sea Grant Support | 26,166 | - |
| Commerce, Department of | Direct | | NA15OAR4170038 | 11.417 | Sea Grant Support | 26,166 | - |
| Commerce, Department of | Pass-Through | Ohio Sea Grant | 60036080 | 11.417 | Sea Grant Support | 1,034 | - |
| Commerce, Department of | Pass-Through | Ohio Sea Grant | 60045748 | 11.417 | Sea Grant Support | 106,857 | 5,285 |
| | | | | | | \$ 1,759,872 | \$ 5,285 |
| Commerce, Department of | Direct | | NA14NOS4190145 | 11.419 | Coastal Zone Management Administration Awards | \$ 393,700 | \$ 3,016 |
| Commerce, Department of | Pass-Through | Michigan, State of, Environmental Quality, Department of | #14-CHaz-003 | 11.419 | Coastal Zone Management Administration Awards | 42,563 | 10,898 |
| Commerce, Department of | Pass-Through | Michigan, State of, Environmental Quality, Department of | #14-RIP-003 | 11.419 | Coastal Zone Management Administration Awards | 32,547 | - |
| Commerce, Department of | Pass-Through | Michigan, State of, Environmental Quality, Department of | 12-309-08 | 11.419 | Coastal Zone Management Administration Awards | 24,645 | 9,271 |
| Commerce, Department of | Pass-Through | Michigan, State of, Environmental Quality, Department of | 13-RIP-001 | 11.419 | Coastal Zone Management Administration Awards | 27,152 | 18,773 |
| Commerce, Department of | Pass-Through | Michigan, State of, Environmental Quality, Department of | 15-RIP-002 | 11.419 | Coastal Zone Management Administration Awards | 934 | - |
| | | | | | | \$ 521,541 | \$ 41,958 |
| Commerce, Department of | Direct | | NA10OAR4310213 | 11.431 | Climate and Atmospheric Research | \$ 996,104 | \$ 374,527 |
| Commerce, Department of | Direct | | NA13OAR4310096 | 11.431 | Climate and Atmospheric Research | 66,025 | - |
| Commerce, Department of | Direct | | NA13OAR4310142 | 11.431 | Climate and Atmospheric Research | 117,932 | 28,541 |
| Commerce, Department of | Direct | | NA14OAR4310269 | 11.431 | Climate and Atmospheric Research | 5,765 | - |
| Commerce, Department of | Pass-Through | Purdue University | 4112-57374 | 11.431 | Climate and Atmospheric Research | 11,406 | - |
| | | | | | | \$ 1,197,232 | \$ 403,068 |
| Commerce, Department of | Direct | | NA12OAR4320071 | 11.432 | National Oceanic and Atmospheric Administration (NOAA) | \$ 3,200,895 | \$ 130,545 |
| Commerce, Department of | Direct | | NA10NMF4630409 | 11.463 | Cooperative Institutes | \$ 16,154 | \$ - |
| Commerce, Department of | Pass-Through | National Marine Sanctuary Foundation | Award Letter Dated 8/21/13 | 11.473 | Habitat Conservation | \$ 19,360 | \$ - |
| | | | | | | \$ 19,360 | \$ - |

The University of Michigan
Schedule of Expenditures of Federal Awards
For the Year Ended June 30, 2015

| Cluster Title/Federal Grantor/Program | Type | Pass-Through Grantor | Award Identifier | CFDA Number | CFDA Program Title | Federal Expenditures | Subrecipient |
|---------------------------------------|--------------|--|---------------------------------|-------------|---|----------------------|--------------|
| Commerce, Department of | Pass-Through | HyroQual, Inc | Research Agreement | 11.478 | Center for Sponsored Coastal Ocean Research_Coastal Ocean Program | \$ 20,762 | \$ - |
| Commerce, Department of | Pass-Through | Louisiana Universities Marine Consortium (LUMCON) | UM10-1.LUMCON# 674169D | 11.478 | Center for Sponsored Coastal Ocean Research_Coastal Ocean Program | 108,649 | - |
| Commerce, Department of | Direct | | 60NANB11D183 | 11.609 | Measurement and Engineering Research and Standards | \$ 129,411 | \$ - |
| Commerce, Department of | Direct | | 60NANB12D268 | 11.609 | Measurement and Engineering Research and Standards | \$ 2,784 | \$ - |
| Commerce, Department of | Direct | | 60NANB13D166 | 11.609 | Measurement and Engineering Research and Standards | 87,347 | - |
| Commerce, Department of | Direct | | 70NANB12H194 | 11.609 | Measurement and Engineering Research and Standards | 125,091 | - |
| Commerce, Department of | Direct | | 70NANB13H168 | 11.609 | Measurement and Engineering Research and Standards | 3,384 | - |
| Commerce, Department of | Direct | | 70NANB13H170 | 11.609 | Measurement and Engineering Research and Standards | 3,179 | - |
| Commerce, Department of | Direct | | 70NANB14H252 | 11.609 | Measurement and Engineering Research and Standards | 14,449 | - |
| Commerce, Department of | Direct | | 70NANB14H253 | 11.609 | Measurement and Engineering Research and Standards | 72,627 | - |
| Commerce, Department of | Direct | | 70NANB14H316 | 11.609 | Measurement and Engineering Research and Standards | 72,172 | - |
| Commerce, Department of | Direct | | 70NANB14H320 | 11.609 | Measurement and Engineering Research and Standards | 57,132 | - |
| Commerce, Department of | Direct | | 70NANB15H022 | 11.609 | Measurement and Engineering Research and Standards | 90,568 | - |
| Commerce, Department of | Direct | | | | Measurement and Engineering Research and Standards | 40,074 | - |
| Commerce, Department of | Direct | | | | | \$ 568,807 | \$ - |
| Commerce, Department of | Direct | | 70NANB9H9008 | 11.616 | Technology Innovation Program (TIP) | \$ 15,312 | \$ - |
| Commerce, Department of | Direct | | 60NANB10D307 | 11.618 | National Institute of Standards and Technology Construction Grant Program | \$ 2,111,109 | \$ - |
| | | Total Commerce, Department of | | | | \$ 12,401,146 | \$ 580,856 |
| Defense, Department of | Direct | | FA3047-14-P-0080 | 12.N/A | | \$ 16,028 | \$ - |
| Defense, Department of | Direct | | FA9550-15-1-0101 | 12.N/A | | 2,616 | - |
| Defense, Department of | Direct | | FA9550-15-1-0157 | 12.N/A | | 12,892 | - |
| Defense, Department of | Direct | | HDTRA1-12-C-0034 | 12.N/A | | 1,012,156 | - |
| Defense, Department of | Direct | | HDTRA1-13-C-0050 | 12.N/A | | 321,236 | 75,220 |
| Defense, Department of | Direct | | HDTRA1-14-C-0011 | 12.N/A | | 453,341 | - |
| Defense, Department of | Direct | | HDTRA1-15-1-0001 | 12.N/A | | 54,209 | - |
| Defense, Department of | Direct | | HU0001-08-1-TS09 | 12.N/A | | (17,358) | - |
| Defense, Department of | Direct | | IPA# 1311 | 12.N/A | | 35,050 | - |
| Defense, Department of | Direct | | N00014-11-D-0370 | 12.N/A | | 2,426,238 | 1,144,427 |
| Defense, Department of | Direct | | N00014-15-1-2113 | 12.N/A | | 15,363 | - |
| Defense, Department of | Direct | | N00140-06-G-0028 | 12.N/A | | 2,915 | - |
| Defense, Department of | Direct | | N00167-12-P-0243 | 12.N/A | | (2,290) | - |
| Defense, Department of | Direct | | N65540-10-C-0003 | 12.N/A | | 6,358,843 | 4,352,072 |
| Defense, Department of | Direct | | N65540-14-P-5095 | 12.N/A | | 40,978 | - |
| Defense, Department of | Direct | | N66001-11-C-4170 | 12.N/A | | 257,521 | - |
| Defense, Department of | Direct | | N66001-11-C-4190 | 12.N/A | | 84,795 | 4,044 |
| Defense, Department of | Direct | | W56HZV-09-C-0185 | 12.N/A | | (563) | - |
| Defense, Department of | Direct | | W56HZV-10-C-0164 | 12.N/A | | 441,501 | - |
| Defense, Department of | Direct | | W56HZV-14-C-0275 | 12.N/A | | 196,809 | - |
| Defense, Department of | Direct | | W81XWH08-1-0508 | 12.N/A | | 103,768 | - |
| Defense, Department of | Direct | | W81XWH-09-1-0146 | 12.N/A | | (39,192) | - |
| Defense, Department of | Direct | | W81XWH-14-1-0172 | 12.N/A | | 148,084 | 19,317 |
| Defense, Department of | Direct | | W911NF-15-1-0158 | 12.N/A | | 3,763 | - |
| Defense, Department of | Direct | | W911QY-13-C-0011 | 12.N/A | | 301,106 | - |
| Defense, Department of | Direct | | W912HQ-10-C-0023 | 12.N/A | | 35,993 | - |
| Defense, Department of | Direct | | W912HQ-10-C-0066 | 12.N/A | | 41,204 | - |
| Defense, Department of | Pass-Through | Advanced Computational Technology, LLC | 14-ACT-001-U-Michigan | 12.N/A | | 13,926 | - |
| Defense, Department of | Pass-Through | BAE Systems | 316095 | 12.N/A | | 1,144,753 | - |
| Defense, Department of | Pass-Through | BARRON ASSOCIATES, INC | 473-SC01 | 12.N/A | | 4,889 | - |
| Defense, Department of | Pass-Through | Battelle Memorial Institute | US 001-0000375714 | 12.N/A | | 5,014 | - |
| Defense, Department of | Pass-Through | Carnegie-Mellon University | 1130131-281859 | 12.N/A | | (1) | - |
| Defense, Department of | Pass-Through | DCS Corporation | APX02-0003 | 12.N/A | | 639,152 | - |
| Defense, Department of | Pass-Through | DCS Corporation | PO 150388 | 12.N/A | | 59,813 | - |
| Defense, Department of | Pass-Through | DCS Corporation | Prime Contract W911NF-10-D-000 | 12.N/A | | 64,669 | - |
| Defense, Department of | Pass-Through | Duke University | SPS 160423 | 12.N/A | | (963) | - |
| Defense, Department of | Pass-Through | EMAG Technologies, Inc. | Research & Development Agreeeme | 12.N/A | | 44,077 | - |
| Defense, Department of | Pass-Through | EMAG Technologies, Inc. | Roundtable Res Agmt | 12.N/A | | 6,861 | - |
| Defense, Department of | Pass-Through | ePack, Inc | Roundtable Research Agreement | 12.N/A | | 137,789 | - |
| Defense, Department of | Pass-Through | GE Aviation | PO 200-1J-14H31935 | 12.N/A | | 65,506 | - |
| Defense, Department of | Pass-Through | GE Global Research | 400223504 | 12.N/A | | 67,612 | - |
| Defense, Department of | Pass-Through | Georgia Institute of Technology | RC217-G5 | 12.N/A | | 153,745 | - |
| Defense, Department of | Pass-Through | Harvard University | 123723-5043741 | 12.N/A | | 277,814 | - |
| Defense, Department of | Pass-Through | High Performance Technologies, Inc. | PP-CWO-KY05-002 | 12.N/A | | 5,039 | - |
| Defense, Department of | Pass-Through | HygraTek LLC | Roundtable Research Agreement | 12.N/A | | 23,568 | - |
| Defense, Department of | Pass-Through | Institute of International Education | NSEP-U631073-UMICH-ARA | 12.N/A | | 1,927 | - |
| Defense, Department of | Pass-Through | Johns Hopkins University | 114322 | 12.N/A | | 827,878 | - |
| Defense, Department of | Pass-Through | Johns Hopkins University | 124063 | 12.N/A | | 23,070 | - |
| Defense, Department of | Pass-Through | Lightning Packs LLC | Letter of Authorization dated | 12.N/A | | 48,147 | - |
| Defense, Department of | Pass-Through | M3 Consulting Services, Inc. | Subcontract Agreement | 12.N/A | | 205,748 | - |
| Defense, Department of | Pass-Through | Massachusetts Institute of Technology | 7000258513 | 12.N/A | | 62,235 | - |
| Defense, Department of | Pass-Through | Materials Modification, Inc | Research Agreement | 12.N/A | | (8,198) | - |
| Defense, Department of | Pass-Through | Memorial Sloan-Kettering Cancer Center (MSKCC) | BD517613 | 12.N/A | | 92,250 | - |
| Defense, Department of | Pass-Through | Michigan Engineering Services | P.O. 1021.1 | 12.N/A | | (11,354) | - |
| Defense, Department of | Pass-Through | Microelectronics Advanced Research Corporation (MARCO) | 2013-MA-2384 | 12.N/A | | 6,745,035 | 5,752,559 |

The University of Michigan
Schedule of Expenditures of Federal Awards
For the Year Ended June 30, 2015

| Cluster Title/Federal Grantor/Program | Type | Pass-Through Grantor | Award Identifier | CFDA Number | CFDA Program Title | Federal Expenditures | Subrecipient |
|---------------------------------------|--------------|--|--------------------------------|-------------|---------------------------------------|----------------------|---------------|
| Defense, Department of | Pass-Through | NeoStem | Agreement | 12.N/A | | 398,326 | - |
| Defense, Department of | Pass-Through | Northwest Research Associates, Inc. | NWRA-14-S-175 | 12.N/A | | 31,819 | - |
| Defense, Department of | Pass-Through | Northwestern University | PROJ0001899 610473300060026163 | 12.N/A | | (2,991) | - |
| Defense, Department of | Pass-Through | Ohio State University, The | 60029346 | 12.N/A | | 82,287 | - |
| Defense, Department of | Pass-Through | Omega Optics, Inc | FA9550-14-C-0001 | 12.N/A | | 84,803 | - |
| Defense, Department of | Pass-Through | Optimal Solutions | Research Agreement | 12.N/A | | 45,213 | - |
| Defense, Department of | Pass-Through | Pryor Medical Inc | Agmt | 12.N/A | | 22,679 | - |
| Defense, Department of | Pass-Through | Pryor Medical Inc | Research Agreement | 12.N/A | | 163,095 | - |
| Defense, Department of | Pass-Through | Quantum Signal, LLC | Roundtable Research Agreement | 12.N/A | | 45,000 | - |
| Defense, Department of | Pass-Through | Rock West Solutions | SC-AEDC-14-0002 | 12.N/A | | 24,035 | - |
| Defense, Department of | Pass-Through | Scientific Forming Technologies Corporation (SFTC) | Roundtable Research Agreement | 12.N/A | | 48,382 | - |
| Defense, Department of | Pass-Through | Sloan-Kettering Cancer Institute | Toward the Practice of Precisi | 12.N/A | | 358,039 | - |
| Defense, Department of | Pass-Through | SoarTech | 10275.01 | 12.N/A | | 1,545 | - |
| Defense, Department of | Pass-Through | Texas Tech University | 21C201-02 | 12.N/A | | 70,154 | - |
| Defense, Department of | Pass-Through | United Technologies Corporation Power (UTC Power) | P.O. 2603222 | 12.N/A | | 54,840 | - |
| Defense, Department of | Pass-Through | Universal Technology Corporation | 13-S590-0020-63-C6 | 12.N/A | | (347) | - |
| Defense, Department of | Pass-Through | Universal Technology Corporation | 15-7900-0005-03-C8 | 12.N/A | | 13,064 | - |
| Defense, Department of | Pass-Through | University of California - Berkeley | 00008160 | 12.N/A | | 980,583 | - |
| Defense, Department of | Pass-Through | University of Illinois-Urbana-Champaign | 2013-01024-03 C4432 | 12.N/A | | 224,639 | - |
| Defense, Department of | Pass-Through | University of Minnesota | A003571409 | 12.N/A | | 48,602 | - |
| Defense, Department of | Pass-Through | Wake Forest University | WFUHS 330608 | 12.N/A | | 151,398 | - |
| | | | | | | \$ 25,852,172 | \$ 11,347,639 |
| Defense, Department of | Direct | | N00014-03-1-0983 | 12.300 | Basic and Applied Scientific Research | 72,078 | - |
| Defense, Department of | Direct | | N00014-08-1-0099 | 12.300 | Basic and Applied Scientific Research | 121,537 | - |
| Defense, Department of | Direct | | N00014-08-1-0579 | 12.300 | Basic and Applied Scientific Research | (23,381) | - |
| Defense, Department of | Direct | | N00014-08-1-0594 | 12.300 | Basic and Applied Scientific Research | (102) | - |
| Defense, Department of | Direct | | N00014-09-1-0213 | 12.300 | Basic and Applied Scientific Research | 144,575 | - |
| Defense, Department of | Direct | | N00014-09-1-0705 | 12.300 | Basic and Applied Scientific Research | (472) | - |
| Defense, Department of | Direct | | N00014-10-1-0301 | 12.300 | Basic and Applied Scientific Research | (1,697) | - |
| Defense, Department of | Direct | | N00014-10-1-0529 | 12.300 | Basic and Applied Scientific Research | 54,906 | - |
| Defense, Department of | Direct | | N00014-10-1-0561 | 12.300 | Basic and Applied Scientific Research | 221,104 | 103,518 |
| Defense, Department of | Direct | | N00014-10-1-0974 | 12.300 | Basic and Applied Scientific Research | (24,087) | - |
| Defense, Department of | Direct | | N00014-11-1-0135 | 12.300 | Basic and Applied Scientific Research | 16,743 | - |
| Defense, Department of | Direct | | N00014-11-1-0258 | 12.300 | Basic and Applied Scientific Research | 77,073 | - |
| Defense, Department of | Direct | | N00014-11-1-0389 | 12.300 | Basic and Applied Scientific Research | 50,552 | - |
| Defense, Department of | Direct | | N00014-11-1-0449 | 12.300 | Basic and Applied Scientific Research | 1,299 | - |
| Defense, Department of | Direct | | N00014-11-1-0484 | 12.300 | Basic and Applied Scientific Research | (24,763) | - |
| Defense, Department of | Direct | | N00014-11-1-0487 | 12.300 | Basic and Applied Scientific Research | 112,406 | - |
| Defense, Department of | Direct | | N00014-11-1-0646 | 12.300 | Basic and Applied Scientific Research | (7,667) | - |
| Defense, Department of | Direct | | N00014-11-1-0660 | 12.300 | Basic and Applied Scientific Research | 132,106 | - |
| Defense, Department of | Direct | | N00014-11-1-0720 | 12.300 | Basic and Applied Scientific Research | 102,461 | - |
| Defense, Department of | Direct | | N00014-11-1-0831 | 12.300 | Basic and Applied Scientific Research | 74,024 | - |
| Defense, Department of | Direct | | N00014-11-1-0832 | 12.300 | Basic and Applied Scientific Research | 67,733 | - |
| Defense, Department of | Direct | | N00014-11-1-0833 | 12.300 | Basic and Applied Scientific Research | 23,884 | - |
| Defense, Department of | Direct | | N00014-11-1-0845 | 12.300 | Basic and Applied Scientific Research | 147,644 | - |
| Defense, Department of | Direct | | N00014-11-1-0846 | 12.300 | Basic and Applied Scientific Research | (233) | - |
| Defense, Department of | Direct | | N00014-11-1-0847 | 12.300 | Basic and Applied Scientific Research | 84,549 | - |
| Defense, Department of | Direct | | N00014-12-1-0013 | 12.300 | Basic and Applied Scientific Research | 847,063 | 179,857 |
| Defense, Department of | Direct | | N00014-12-1-0092 | 12.300 | Basic and Applied Scientific Research | 211,068 | - |
| Defense, Department of | Direct | | N00014-12-1-0366 | 12.300 | Basic and Applied Scientific Research | 327,254 | - |
| Defense, Department of | Direct | | N00014-12-1-0452 | 12.300 | Basic and Applied Scientific Research | 106,365 | - |
| Defense, Department of | Direct | | N00014-12-1-0519 | 12.300 | Basic and Applied Scientific Research | 165,781 | - |
| Defense, Department of | Direct | | N00014-12-1-0567 | 12.300 | Basic and Applied Scientific Research | 67,909 | - |
| Defense, Department of | Direct | | N00014-12-1-0604 | 12.300 | Basic and Applied Scientific Research | 8,269 | - |
| Defense, Department of | Direct | | N00014-12-1-0751 | 12.300 | Basic and Applied Scientific Research | 118,037 | - |
| Defense, Department of | Direct | | N00014-12-1-0795 | 12.300 | Basic and Applied Scientific Research | (92) | - |
| Defense, Department of | Direct | | N00014-12-1-0815 | 12.300 | Basic and Applied Scientific Research | 64 | - |
| Defense, Department of | Direct | | N00014-12-1-0874 | 12.300 | Basic and Applied Scientific Research | 979,494 | 686,239 |
| Defense, Department of | Direct | | N00014-12-1-0947 | 12.300 | Basic and Applied Scientific Research | (1,253) | - |
| Defense, Department of | Direct | | N00014-12-1-0966 | 12.300 | Basic and Applied Scientific Research | 133,648 | 114,700 |
| Defense, Department of | Direct | | N00014-13-1-0071 | 12.300 | Basic and Applied Scientific Research | 465,854 | - |
| Defense, Department of | Direct | | N00014-13-1-0078 | 12.300 | Basic and Applied Scientific Research | 36,744 | - |
| Defense, Department of | Direct | | N00014-13-1-0115 | 12.300 | Basic and Applied Scientific Research | 63,249 | - |
| Defense, Department of | Direct | | N00014-13-1-0217 | 12.300 | Basic and Applied Scientific Research | 299,865 | - |
| Defense, Department of | Direct | | N00014-13-1-0222 | 12.300 | Basic and Applied Scientific Research | (693) | - |
| Defense, Department of | Direct | | N00014-13-1-0320 | 12.300 | Basic and Applied Scientific Research | 216,300 | - |
| Defense, Department of | Direct | | N00014-13-1-0358 | 12.300 | Basic and Applied Scientific Research | 203,296 | - |
| Defense, Department of | Direct | | N00014-13-1-0383 | 12.300 | Basic and Applied Scientific Research | 93,104 | - |
| Defense, Department of | Direct | | N00014-13-1-0525 | 12.300 | Basic and Applied Scientific Research | 182,210 | - |
| Defense, Department of | Direct | | N00014-13-1-0558 | 12.300 | Basic and Applied Scientific Research | (32,682) | - |
| Defense, Department of | Direct | | N00014-13-1-0566 | 12.300 | Basic and Applied Scientific Research | 188,944 | - |
| Defense, Department of | Direct | | N00014-13-1-0657 | 12.300 | Basic and Applied Scientific Research | 16,422 | - |
| Defense, Department of | Direct | | N00014-13-1-0759 | 12.300 | Basic and Applied Scientific Research | 165,209 | - |
| Defense, Department of | Direct | | N00014-13-1-0762 | 12.300 | Basic and Applied Scientific Research | 82,155 | - |
| Defense, Department of | Direct | | N00014-13-1-0763 | 12.300 | Basic and Applied Scientific Research | 96,446 | - |
| Defense, Department of | Direct | | N00014-14-1-0075 | 12.300 | Basic and Applied Scientific Research | 2,129 | - |
| Defense, Department of | Direct | | N00014-14-1-0179 | 12.300 | Basic and Applied Scientific Research | 66,324 | - |

The University of Michigan
Schedule of Expenditures of Federal Awards
For the Year Ended June 30, 2015

| Cluster Title/Federal Grantor/Program | Type | Pass-Through Grantor | Award Identifier | CFDA Number | CFDA Program Title | Federal Expenditures | Subrecipient |
|---------------------------------------|--------------|--|-----------------------|-------------|---|----------------------|---------------------|
| Defense, Department of | Direct | | N00014-1-1-0292 | 12.300 | Basic and Applied Scientific Research | 176,771 | - |
| Defense, Department of | Direct | | N00014-14-1-0315 | 12.300 | Basic and Applied Scientific Research | 133,260 | - |
| Defense, Department of | Direct | | N00014-14-1-0417 | 12.300 | Basic and Applied Scientific Research | 40,029 | - |
| Defense, Department of | Direct | | N00014-14-1-0440 | 12.300 | Basic and Applied Scientific Research | 69,053 | - |
| Defense, Department of | Direct | | N00014-14-1-0523 | 12.300 | Basic and Applied Scientific Research | 243,675 | - |
| Defense, Department of | Direct | | N00014-14-1-0577 | 12.300 | Basic and Applied Scientific Research | 98,513 | - |
| Defense, Department of | Direct | | N00014-14-1-0596 | 12.300 | Basic and Applied Scientific Research | 282,463 | - |
| Defense, Department of | Direct | | N00014-14-1-0680 | 12.300 | Basic and Applied Scientific Research | 99,963 | - |
| Defense, Department of | Direct | | N00014-14-1-0712 | 12.300 | Basic and Applied Scientific Research | 47,260 | - |
| Defense, Department of | Direct | | N00014-15-1-2031 | 12.300 | Basic and Applied Scientific Research | 2,566 | - |
| Defense, Department of | Direct | | N00014-15-1-2058 | 12.300 | Basic and Applied Scientific Research | 87,130 | - |
| Defense, Department of | Direct | | N00014-15-1-2156 | 12.300 | Basic and Applied Scientific Research | 17,856 | - |
| Defense, Department of | Direct | | N00014-15-1-2206 | 12.300 | Basic and Applied Scientific Research | 15,221 | - |
| Defense, Department of | Direct | | N00014-15-1-2224 | 12.300 | Basic and Applied Scientific Research | 83,599 | - |
| Defense, Department of | Direct | | N00173-14-1-G904 | 12.300 | Basic and Applied Scientific Research | 5,056 | - |
| Defense, Department of | Direct | | N00173-14-1-G907 | 12.300 | Basic and Applied Scientific Research | 28,477 | - |
| Defense, Department of | Direct | | N00244-09-1-0062 | 12.300 | Basic and Applied Scientific Research | 138,247 | - |
| Defense, Department of | Pass-Through | Eastern Michigan University | P0041895 | 12.300 | Basic and Applied Scientific Research | 47,567 | - |
| Defense, Department of | Pass-Through | Georgia Institute of Technology | R7570-G1 | 12.300 | Basic and Applied Scientific Research | 223,739 | - |
| Defense, Department of | Pass-Through | Northwestern University | SP0026757-PROJ0007034 | 12.300 | Basic and Applied Scientific Research | 121,671 | - |
| Defense, Department of | Pass-Through | Stanford University | 60622292-114018 | 12.300 | Basic and Applied Scientific Research | 172,170 | - |
| Defense, Department of | Pass-Through | University of Maryland, The | 22723-Z8847001 | 12.300 | Basic and Applied Scientific Research | 21,391 | - |
| Defense, Department of | Pass-Through | University of North Carolina-Chapel Hill | 5-55041 | 12.300 | Basic and Applied Scientific Research | (38,019) | - |
| Defense, Department of | Pass-Through | Woods Hole Oceanographic Institute | A100892 | 12.300 | Basic and Applied Scientific Research | 4,492 | - |
| | | | | | | <u>\$ 8,652,905</u> | <u>\$ 1,084,314</u> |
| Defense, Department of | Direct | | HDTRA1-10-1-0077 | 12.351 | Basic Scientific Research - Combating Weapons of Mass Destruction | \$ 145,031 | \$ - |
| Defense, Department of | Direct | | HDTRA1-11-1-0019 | 12.351 | Basic Scientific Research - Combating Weapons of Mass Destruction | 315,928 | - |
| Defense, Department of | Direct | | HDTRA1-11-1-0050 | 12.351 | Basic Scientific Research - Combating Weapons of Mass Destruction | 62,939 | - |
| Defense, Department of | Direct | | HDTRA1-11-1-0066 | 12.351 | Basic Scientific Research - Combating Weapons of Mass Destruction | 279,018 | - |
| Defense, Department of | Direct | | HDTRA1-12-1-0038 | 12.351 | Basic Scientific Research - Combating Weapons of Mass Destruction | 282,459 | 15,139 |
| Defense, Department of | Direct | | HDTRA1-12-1-0039 | 12.351 | Basic Scientific Research - Combating Weapons of Mass Destruction | 91,308 | - |
| Defense, Department of | Direct | | HDTRA1-13-1-0009 | 12.351 | Basic Scientific Research - Combating Weapons of Mass Destruction | 74,527 | - |
| Defense, Department of | Direct | | HDTRA1-13-1-0013 | 12.351 | Basic Scientific Research - Combating Weapons of Mass Destruction | 305,955 | 183,980 |
| | | | | | | <u>\$ 1,557,165</u> | <u>\$ 199,119</u> |
| Defense, Department of | Direct | | W911NF-11-1-0251 | 12.360 | Research on Chemical and Biological Defense | <u>\$ 1,031,512</u> | <u>\$ 160,581</u> |
| Defense, Department of | Direct | | W81XWH-09-1-0520 | 12.420 | Military Medical Research and Development | \$ 684,543 | \$ - |
| Defense, Department of | Direct | | W81XWH-09-2-0142 | 12.420 | Military Medical Research and Development | 363,915 | - |
| Defense, Department of | Direct | | W81XWH-10-1-0017 | 12.420 | Military Medical Research and Development | 558,396 | - |
| Defense, Department of | Direct | | W81XWH-10-1-0233 | 12.420 | Military Medical Research and Development | (1,602) | - |
| Defense, Department of | Direct | | W81XWH-10-1-0472 | 12.420 | Military Medical Research and Development | (10,989) | - |
| Defense, Department of | Direct | | W81XWH-10-1-0582 | 12.420 | Military Medical Research and Development | 153,083 | - |
| Defense, Department of | Direct | | W81XWH-11-1-0147 | 12.420 | Military Medical Research and Development | 7,225 | - |
| Defense, Department of | Direct | | W81XWH-11-1-0317 | 12.420 | Military Medical Research and Development | 75,261 | - |
| Defense, Department of | Direct | | W81XWH-11-1-0337 | 12.420 | Military Medical Research and Development | 40,245 | - |
| Defense, Department of | Direct | | W81XWH-11-1-0360 | 12.420 | Military Medical Research and Development | (238) | - |
| Defense, Department of | Direct | | W81XWH-11-1-0414 | 12.420 | Military Medical Research and Development | 7,120 | - |
| Defense, Department of | Direct | | W81XWH-11-1-0430 | 12.420 | Military Medical Research and Development | 252,088 | - |
| Defense, Department of | Direct | | W81XWH-11-1-0636 | 12.420 | Military Medical Research and Development | 42,395 | - |
| Defense, Department of | Direct | | W81XWH-11-1-0692 | 12.420 | Military Medical Research and Development | 128,471 | - |
| Defense, Department of | Direct | | W81XWH-11-1-0826 | 12.420 | Military Medical Research and Development | 289,978 | - |
| Defense, Department of | Direct | | W81XWH-11-2-0120 | 12.420 | Military Medical Research and Development | 99,750 | - |
| Defense, Department of | Direct | | W81XWH-12-1-0080 | 12.420 | Military Medical Research and Development | 1,219,757 | - |
| Defense, Department of | Direct | | W81XWH-12-1-0096 | 12.420 | Military Medical Research and Development | 193,366 | - |
| Defense, Department of | Direct | | W81XWH-12-1-0097 | 12.420 | Military Medical Research and Development | 52,205 | - |
| Defense, Department of | Direct | | W81XWH-12-1-0172 | 12.420 | Military Medical Research and Development | 9,945 | - |
| Defense, Department of | Direct | | W81XWH-12-1-0284 | 12.420 | Military Medical Research and Development | 90,310 | - |
| Defense, Department of | Direct | | W81XWH-12-1-0325 | 12.420 | Military Medical Research and Development | 20,232 | - |
| Defense, Department of | Direct | | W81XWH-12-1-0448 | 12.420 | Military Medical Research and Development | 222,816 | - |
| Defense, Department of | Direct | | W81XWH-12-1-0492 | 12.420 | Military Medical Research and Development | 668,940 | - |
| Defense, Department of | Direct | | W81XWH-12-1-0507 | 12.420 | Military Medical Research and Development | 11,002 | - |
| Defense, Department of | Direct | | W81XWH-12-1-0524 | 12.420 | Military Medical Research and Development | 192,040 | - |
| Defense, Department of | Direct | | W81XWH-12-1-0589 | 12.420 | Military Medical Research and Development | 154,635 | 33,333 |
| Defense, Department of | Direct | | W81XWH-12-1-0597 | 12.420 | Military Medical Research and Development | 251,467 | 7,692 |
| Defense, Department of | Direct | | W81XWH-12-2-0008 | 12.420 | Military Medical Research and Development | 458,893 | - |
| Defense, Department of | Direct | | W81XWH-12-2-0057 | 12.420 | Military Medical Research and Development | 433,011 | - |
| Defense, Department of | Direct | | W81XWH-13-1-0026 | 12.420 | Military Medical Research and Development | 163,492 | - |
| Defense, Department of | Direct | | W81XWH-13-1-0134 | 12.420 | Military Medical Research and Development | 309,914 | - |
| Defense, Department of | Direct | | W81XWH-13-1-0210 | 12.420 | Military Medical Research and Development | 428,443 | - |
| Defense, Department of | Direct | | W81XWH-13-1-0239 | 12.420 | Military Medical Research and Development | 234,890 | - |

The University of Michigan
Schedule of Expenditures of Federal Awards
For the Year Ended June 30, 2015

| Cluster Title/Federal Grantor/Program | Type | Pass-Through Grantor | Award Identifier | CFDA Number | CFDA Program Title | Federal Expenditures | Subrecipient |
|---------------------------------------|--------------|--|--------------------------------|-------------|---|----------------------|--------------|
| Defense, Department of | Direct | | W81XWH-13-1-0284 | 12.420 | Military Medical Research and Development | 59,466 | - |
| Defense, Department of | Direct | | W81XWH-13-1-0321 | 12.420 | Military Medical Research and Development | 171,256 | - |
| Defense, Department of | Direct | | W81XWH-13-1-0350 | 12.420 | Military Medical Research and Development | 252,441 | - |
| Defense, Department of | Direct | | W81XWH-13-1-0371 | 12.420 | Military Medical Research and Development | 142,407 | - |
| Defense, Department of | Direct | | W81XWH-13-1-0377 | 12.420 | Military Medical Research and Development | 344,950 | - |
| Defense, Department of | Direct | | W81XWH-13-1-0463 | 12.420 | Military Medical Research and Development | 108,586 | - |
| Defense, Department of | Direct | | W81XWH-14-1-0001 | 12.420 | Military Medical Research and Development | 64,282 | - |
| Defense, Department of | Direct | | W81XWH-14-1-0005 | 12.420 | Military Medical Research and Development | 574,480 | 110,853 |
| Defense, Department of | Direct | | W81XWH-14-1-0166 | 12.420 | Military Medical Research and Development | 142,068 | - |
| Defense, Department of | Direct | | W81XWH-14-1-0187 | 12.420 | Military Medical Research and Development | 146,943 | - |
| Defense, Department of | Direct | | W81XWH-14-1-0287 | 12.420 | Military Medical Research and Development | 135,545 | - |
| Defense, Department of | Direct | | W81XWH-14-1-0292 | 12.420 | Military Medical Research and Development | 125,770 | - |
| Defense, Department of | Direct | | W81XWH-14-1-0362 | 12.420 | Military Medical Research and Development | 190,799 | - |
| Defense, Department of | Direct | | W81XWH-14-1-0466 | 12.420 | Military Medical Research and Development | 49,624 | 21,372 |
| Defense, Department of | Direct | | W81XWH-14-1-0555 | 12.420 | Military Medical Research and Development | 156,623 | - |
| Defense, Department of | Direct | | W81XWH-14-2-0126 | 12.420 | Military Medical Research and Development | 594,585 | - |
| Defense, Department of | Direct | | W81XWH-15-1-0083 | 12.420 | Military Medical Research and Development | 15,136 | - |
| Defense, Department of | Direct | | W81XWH-15-2-0021 | 12.420 | Military Medical Research and Development | 35,676 | - |
| Defense, Department of | Direct | | W81XWH-15-2-0022 | 12.420 | Military Medical Research and Development | 14,574 | - |
| Defense, Department of | Pass-Through | Baylor College of Medicine | 101744037 | 12.420 | Military Medical Research and Development | 161,358 | - |
| Defense, Department of | Pass-Through | Case Western Reserve University | RES509313 | 12.420 | Military Medical Research and Development | 183,921 | - |
| Defense, Department of | Pass-Through | Children's National Medical Center | 30002242-01 | 12.420 | Military Medical Research and Development | 62,371 | - |
| Defense, Department of | Pass-Through | Harvard University | 5060400.0102 | 12.420 | Military Medical Research and Development | 76,698 | - |
| Defense, Department of | Pass-Through | Indiana University | Subaward No.: IN-4386932-UM | 12.420 | Military Medical Research and Development | 156,331 | - |
| Defense, Department of | Pass-Through | Jackson, Henry Foundation | 721680 | 12.420 | Military Medical Research and Development | 54,344 | - |
| Defense, Department of | Pass-Through | Massachusetts General Hospital | W81XWH-09-2-0001 Sub Ref #2249 | 12.420 | Military Medical Research and Development | 32,666 | - |
| Defense, Department of | Pass-Through | Methodist Hospital - Houston | Const.Agmt#27010021-0016 | 12.420 | Military Medical Research and Development | 21,703 | - |
| Defense, Department of | Pass-Through | Michigan State University | RC102123A | 12.420 | Military Medical Research and Development | 33,487 | - |
| Defense, Department of | Pass-Through | National Trauma Institute (NTI) | Subaward Agmt: NTI-TRA-10 | 12.420 | Military Medical Research and Development | 1,522 | - |
| Defense, Department of | Pass-Through | Northern California Institute for Research & Education, Inc. (NCIRE) | 1683 | 12.420 | Military Medical Research and Development | 18,375 | - |
| Defense, Department of | Pass-Through | Northern California Institute for Research & Education, Inc. (NCIRE) | Subaward NO. 1818 | 12.420 | Military Medical Research and Development | 12,435 | - |
| Defense, Department of | Pass-Through | Rutgers University | 4-29429-Org 10578-PO S1695011 | 12.420 | Military Medical Research and Development | 243,576 | 50,524 |
| Defense, Department of | Pass-Through | Sloan-Kettering Cancer Institute | Research Subaward Agreement | 12.420 | Military Medical Research and Development | 144,419 | - |
| Defense, Department of | Pass-Through | University of Arkansas for Medical Sciences | 37147 | 12.420 | Military Medical Research and Development | 8,777 | - |
| Defense, Department of | Pass-Through | University of Delaware | 27816 | 12.420 | Military Medical Research and Development | 7,148 | - |
| Defense, Department of | Pass-Through | University of Minnesota | A003728703 | 12.420 | Military Medical Research and Development | 19,630 | - |
| Defense, Department of | Pass-Through | Veterans Education & Research Assoc of MI (VERAM) | V-SUBUM-11-10 | 12.420 | Military Medical Research and Development | 178,261 | - |
| Defense, Department of | Pass-Through | Veterans Medical Research Foundation | 08409-307799 | 12.420 | Military Medical Research and Development | 22,693 | - |
| Defense, Department of | Pass-Through | Wake Forest University | WFUHS 441009 GU-09 | 12.420 | Military Medical Research and Development | 389,140 | - |
| | | | | | | \$ 12,959,065 | \$ 223,774 |
| Defense, Department of | Direct | | FA2386-11-1-4024 | 12.431 | Basic Scientific Research | 275,851 | - |
| Defense, Department of | Direct | | W911NF-08-1-0487 | 12.431 | Basic Scientific Research | 139,818 | - |
| Defense, Department of | Direct | | W911NF-09-1-0310 | 12.431 | Basic Scientific Research | (6,275) | - |
| Defense, Department of | Direct | | W911NF-10-1-0518 | 12.431 | Basic Scientific Research | 1,159,091 | 251,976 |
| Defense, Department of | Direct | | W911NF-11-1-0116 | 12.431 | Basic Scientific Research | 109,243 | - |
| Defense, Department of | Direct | | W911NF-11-1-0391 | 12.431 | Basic Scientific Research | 1,221,900 | 839,462 |
| Defense, Department of | Direct | | W911NF-11-1-0465 | 12.431 | Basic Scientific Research | 89,555 | - |
| Defense, Department of | Direct | | W911NF-12-1-0163 | 12.431 | Basic Scientific Research | 85,448 | - |
| Defense, Department of | Direct | | W911NF-12-1-0214 | 12.431 | Basic Scientific Research | 200,516 | - |
| Defense, Department of | Direct | | W911NF-12-1-0253 | 12.431 | Basic Scientific Research | 61,986 | - |
| Defense, Department of | Direct | | W911NF-12-1-0284 | 12.431 | Basic Scientific Research | 108,120 | - |
| Defense, Department of | Direct | | W911NF-12-1-0338 | 12.431 | Basic Scientific Research | 136,346 | - |
| Defense, Department of | Direct | | W911NF-12-1-0443 | 12.431 | Basic Scientific Research | 19,582 | - |
| Defense, Department of | Direct | | W911NF-12-1-0530 | 12.431 | Basic Scientific Research | 177,969 | - |
| Defense, Department of | Direct | | W911NF-12-1-0612 | 12.431 | Basic Scientific Research | 77,602 | - |
| Defense, Department of | Direct | | W911NF-13-1-0222 | 12.431 | Basic Scientific Research | 74,429 | - |
| Defense, Department of | Direct | | W911NF-13-1-0314 | 12.431 | Basic Scientific Research | 149,561 | - |
| Defense, Department of | Direct | | W911NF-13-1-0387 | 12.431 | Basic Scientific Research | 1,306,053 | 916,617 |
| Defense, Department of | Direct | | W911NF-13-1-0449 | 12.431 | Basic Scientific Research | 137,907 | - |
| Defense, Department of | Direct | | W911NF-14-1-0191 | 12.431 | Basic Scientific Research | 1,195 | - |
| Defense, Department of | Direct | | W911NF-14-1-0413 | 12.431 | Basic Scientific Research | 90,123 | - |
| Defense, Department of | Direct | | W911NF-14-1-0573 | 12.431 | Basic Scientific Research | 132,322 | - |
| Defense, Department of | Direct | | W911NF-14-1-0634 | 12.431 | Basic Scientific Research | 131,937 | - |
| Defense, Department of | Direct | | W911NF-14-2-0111 | 12.431 | Basic Scientific Research | 92,325 | - |
| Defense, Department of | Direct | | W911NF-15-1-0114 | 12.431 | Basic Scientific Research | 14,322 | - |
| Defense, Department of | Direct | | W911NF-15-1-0241 | 12.431 | Basic Scientific Research | 1,925 | - |
| Defense, Department of | Pass-Through | Arizona State University | 13-949 | 12.431 | Basic Scientific Research | 172,936 | - |
| Defense, Department of | Pass-Through | Duke University | W99NF-10-1-0231 | 12.431 | Basic Scientific Research | 239,457 | - |
| Defense, Department of | Pass-Through | George Mason University | E2030471 | 12.431 | Basic Scientific Research | 326,614 | - |
| Defense, Department of | Pass-Through | Northwestern University | SP0025190-PROJ0006754 | 12.431 | Basic Scientific Research | 252,318 | - |
| Defense, Department of | Pass-Through | Rice University | R17831 | 12.431 | Basic Scientific Research | 198,585 | - |
| Defense, Department of | Pass-Through | Rutgers University | 4815-435145-10220 | 12.431 | Basic Scientific Research | 112,515 | - |
| Defense, Department of | Pass-Through | State University of New York at Buffalo | 57309-1121418-1 | 12.431 | Basic Scientific Research | 22,216 | - |
| Defense, Department of | Pass-Through | University of Leeds | RG.ELEC.102355 | 12.431 | Basic Scientific Research | 130 | - |
| Defense, Department of | Pass-Through | University of Maryland, The | Z840707 | 12.431 | Basic Scientific Research | 7,992 | - |
| Defense, Department of | Pass-Through | University of Maryland, The | Z855204 | 12.431 | Basic Scientific Research | 64,488 | - |
| | | | | | | \$ 7,385,904 | \$ 2,008,055 |

The University of Michigan
Schedule of Expenditures of Federal Awards
For the Year Ended June 30, 2015

| Cluster Title/Federal Grantor/Program | Type | Pass-Through Grantor | Award Identifier | CFDA Number | CFDA Program Title | Federal Expenditures | Subrecipient |
|---------------------------------------|--------------|---|--------------------------|-------------|--|----------------------|--------------|
| Defense, Department of | Direct | | ST1409-14-01 | 12.611 | Community Economic Adjustment Assistance for Reductions in Defense Industry Employment | \$ 802,317 | \$ 234,815 |
| Defense, Department of | Pass-Through | American Lightweight Materials Manufacturing Innovation Institute | Sub-Award Agreement 0001 | 12.630 | Basic, Applied, and Advanced Research in Science and Engineering | \$ 424,650 | \$ - |
| Defense, Department of | Pass-Through | California State University | UM230897 | 12.630 | Basic, Applied, and Advanced Research in Science and Engineering | 1,945 | - |
| Defense, Department of | Pass-Through | University of North Texas | GF2665-1 | 12.630 | Basic, Applied, and Advanced Research in Science and Engineering | 57,843 | - |
| Defense, Department of | Direct | | FA8650-07-2-3744 | 12.800 | Air Force Defense Research Sciences Program | \$ 484,438 | \$ - |
| Defense, Department of | Direct | | FA8650-12-2-6353 | 12.800 | Air Force Defense Research Sciences Program | 500,251 | 268,161 |
| Defense, Department of | Direct | | FA8750-12-2-0314 | 12.800 | Air Force Defense Research Sciences Program | 19,652 | - |
| Defense, Department of | Direct | | FA8750-12-2-0333 | 12.800 | Air Force Defense Research Sciences Program | 270,930 | - |
| Defense, Department of | Direct | | FA9451-14-1-0374 | 12.800 | Air Force Defense Research Sciences Program | 74,203 | - |
| Defense, Department of | Direct | | FA9453-14-1-0244 | 12.800 | Air Force Defense Research Sciences Program | 89,472 | - |
| Defense, Department of | Direct | | FA9453-14-1-0347 | 12.800 | Air Force Defense Research Sciences Program | 60,681 | - |
| Defense, Department of | Direct | | FA9453-14-1-0379 | 12.800 | Air Force Defense Research Sciences Program | 228,196 | - |
| Defense, Department of | Direct | | FA9550-09-1-0457 | 12.800 | Air Force Defense Research Sciences Program | 55,710 | - |
| Defense, Department of | Direct | | FA9550-09-1-0636 | 12.800 | Air Force Defense Research Sciences Program | 131,930 | - |
| Defense, Department of | Direct | | FA9550-09-1-0662 | 12.800 | Air Force Defense Research Sciences Program | 9,241 | - |
| Defense, Department of | Direct | | FA9550-09-1-0695 | 12.800 | Air Force Defense Research Sciences Program | 35,352 | - |
| Defense, Department of | Direct | | FA9550-09-1-0696 | 12.800 | Air Force Defense Research Sciences Program | 594,758 | 155,826 |
| Defense, Department of | Direct | | FA9550-10-1-0104 | 12.800 | Air Force Defense Research Sciences Program | 15,371 | - |
| Defense, Department of | Direct | | FA9550-10-1-0104 | 12.800 | Air Force Defense Research Sciences Program | 361,909 | - |
| Defense, Department of | Direct | | FA9550-10-1-0393 | 12.800 | Air Force Defense Research Sciences Program | 436,214 | - |
| Defense, Department of | Direct | | FA9550-10-1-0453 | 12.800 | Air Force Defense Research Sciences Program | 31,165 | - |
| Defense, Department of | Direct | | FA9550-11-1-0017 | 12.800 | Air Force Defense Research Sciences Program | (4,880) | - |
| Defense, Department of | Direct | | FA9550-11-1-0031 | 12.800 | Air Force Defense Research Sciences Program | 11,090 | 11,090 |
| Defense, Department of | Direct | | FA9550-11-1-0072 | 12.800 | Air Force Defense Research Sciences Program | 67,173 | 67,173 |
| Defense, Department of | Direct | | FA9550-11-1-0081 | 12.800 | Air Force Defense Research Sciences Program | 129,433 | - |
| Defense, Department of | Direct | | FA9550-11-1-0089 | 12.800 | Air Force Defense Research Sciences Program | 52,912 | 39,000 |
| Defense, Department of | Direct | | FA9550-11-1-0269 | 12.800 | Air Force Defense Research Sciences Program | 79 | - |
| Defense, Department of | Direct | | FA9550-12-1-0058 | 12.800 | Air Force Defense Research Sciences Program | 251,535 | - |
| Defense, Department of | Direct | | FA9550-12-1-0101 | 12.800 | Air Force Defense Research Sciences Program | 278,517 | - |
| Defense, Department of | Direct | | FA9550-12-1-0119 | 12.800 | Air Force Defense Research Sciences Program | 213,718 | - |
| Defense, Department of | Direct | | FA9550-12-1-0256 | 12.800 | Air Force Defense Research Sciences Program | 175,033 | - |
| Defense, Department of | Direct | | FA9550-12-1-0258 | 12.800 | Air Force Defense Research Sciences Program | 120,778 | - |
| Defense, Department of | Direct | | FA9550-12-1-0265 | 12.800 | Air Force Defense Research Sciences Program | 87,377 | 22,038 |
| Defense, Department of | Direct | | FA9550-12-1-0266 | 12.800 | Air Force Defense Research Sciences Program | 106,713 | - |
| Defense, Department of | Direct | | FA9550-12-1-0310 | 12.800 | Air Force Defense Research Sciences Program | 82,013 | - |
| Defense, Department of | Direct | | FA9550-12-1-0394 | 12.800 | Air Force Defense Research Sciences Program | 139,482 | - |
| Defense, Department of | Direct | | FA9550-12-1-0401 | 12.800 | Air Force Defense Research Sciences Program | 457,979 | - |
| Defense, Department of | Direct | | FA9550-12-1-0402 | 12.800 | Air Force Defense Research Sciences Program | 251,530 | - |
| Defense, Department of | Direct | | FA9550-12-1-0435 | 12.800 | Air Force Defense Research Sciences Program | 765,219 | 258,500 |
| Defense, Department of | Direct | | FA9550-12-1-0465 | 12.800 | Air Force Defense Research Sciences Program | 522,267 | - |
| Defense, Department of | Direct | | FA9550-12-1-0483 | 12.800 | Air Force Defense Research Sciences Program | 507,969 | 319,407 |
| Defense, Department of | Direct | | FA9550-13-1-0025 | 12.800 | Air Force Defense Research Sciences Program | 143,320 | - |
| Defense, Department of | Direct | | FA9550-13-1-0031 | 12.800 | Air Force Defense Research Sciences Program | 154,422 | - |
| Defense, Department of | Direct | | FA9550-13-1-0043 | 12.800 | Air Force Defense Research Sciences Program | 268,203 | 84,183 |
| Defense, Department of | Direct | | FA9550-13-1-0048 | 12.800 | Air Force Defense Research Sciences Program | 93,073 | - |
| Defense, Department of | Direct | | FA9550-13-1-0113 | 12.800 | Air Force Defense Research Sciences Program | 103,284 | - |
| Defense, Department of | Direct | | FA9550-13-1-0122 | 12.800 | Air Force Defense Research Sciences Program | 346,342 | 87,195 |
| Defense, Department of | Direct | | FA9550-14-1-0009 | 12.800 | Air Force Defense Research Sciences Program | 281,499 | - |
| Defense, Department of | Direct | | FA9550-14-1-0010 | 12.800 | Air Force Defense Research Sciences Program | 168,362 | - |
| Defense, Department of | Direct | | FA9550-14-1-0040 | 12.800 | Air Force Defense Research Sciences Program | 1,256,455 | 356,138 |
| Defense, Department of | Direct | | FA9550-14-1-0092 | 12.800 | Air Force Defense Research Sciences Program | 186,133 | - |
| Defense, Department of | Direct | | FA9550-14-1-0156 | 12.800 | Air Force Defense Research Sciences Program | 111,596 | - |
| Defense, Department of | Direct | | FA9550-14-1-0245 | 12.800 | Air Force Defense Research Sciences Program | 82,322 | - |
| Defense, Department of | Direct | | FA9550-14-1-0246 | 12.800 | Air Force Defense Research Sciences Program | 35,540 | - |
| Defense, Department of | Direct | | FA9550-14-1-0249 | 12.800 | Air Force Defense Research Sciences Program | 1,459 | - |
| Defense, Department of | Direct | | FA9550-14-1-0309 | 12.800 | Air Force Defense Research Sciences Program | 267,334 | - |
| Defense, Department of | Direct | | FA9550-14-1-0396 | 12.800 | Air Force Defense Research Sciences Program | 123,631 | - |
| Defense, Department of | Direct | | FA9550-15-1-0097 | 12.800 | Air Force Defense Research Sciences Program | 88,358 | - |
| Defense, Department of | Direct | | FA9550-15-1-0210 | 12.800 | Air Force Defense Research Sciences Program | 414 | - |
| Defense, Department of | Pass-Through | Carnegie-Mellon University | 1150119-294717 | 12.800 | Air Force Defense Research Sciences Program | 96,697 | - |
| Defense, Department of | Pass-Through | Case Western Reserve University | REES07576 | 12.800 | Air Force Defense Research Sciences Program | 137,277 | - |
| Defense, Department of | Pass-Through | Georgia Institute of Technology | RC413-G5 | 12.800 | Air Force Defense Research Sciences Program | 529,730 | - |
| Defense, Department of | Pass-Through | Georgia Institute of Technology | RD547-G2 | 12.800 | Air Force Defense Research Sciences Program | 16,056 | - |
| Defense, Department of | Pass-Through | Massachusetts Institute of Technology | 571000 | 12.800 | Air Force Defense Research Sciences Program | 13,012 | - |
| Defense, Department of | Pass-Through | New York University | F6752-01 UW344756-3 | 12.800 | Air Force Defense Research Sciences Program | 31,234 | - |
| Defense, Department of | Pass-Through | Ohio State University, The | 60041047 | 12.800 | Air Force Defense Research Sciences Program | 166,712 | - |
| Defense, Department of | Pass-Through | Ohio State University, The | 60035093/GRT00027335 | 12.800 | Air Force Defense Research Sciences Program | 116,582 | - |
| Defense, Department of | Pass-Through | Rice University | R17571 | 12.800 | Air Force Defense Research Sciences Program | 110,365 | - |
| Defense, Department of | Pass-Through | Santa Fe Institute | SFI 20121016 | 12.800 | Air Force Defense Research Sciences Program | 82,641 | - |
| Defense, Department of | Pass-Through | Texas Engineering Experiment Station | A7755 | 12.800 | Air Force Defense Research Sciences Program | 101,273 | - |
| Defense, Department of | Pass-Through | University of California - Santa Barbara | KK1234 | 12.800 | Air Force Defense Research Sciences Program | 252,117 | - |
| Defense, Department of | Pass-Through | University of California-San Diego | 54422375 | 12.800 | Air Force Defense Research Sciences Program | 52,983 | - |
| Defense, Department of | Pass-Through | University of Illinois-Urbana-Champaign | 2012-02298-02 (A0080) | 12.800 | Air Force Defense Research Sciences Program | 207,697 | - |

**The University of Michigan
Schedule of Expenditures of Federal Awards
For the Year Ended June 30, 2015**

| Cluster Title/Federal Grantor/Program | Type | Pass-Through Grantor | Award Identifier | CFDA Number | CFDA Program Title | Federal Expenditures | Subrecipient |
|--|--------------|---|--|-------------|---|----------------------|----------------------|
| Defense, Department of | Pass-Through | University of Illinois-Urbana-Champaign | 2012-03966-01- (A0076) | 12.800 | Air Force Defense Research Sciences Program | 58,709 | - |
| Defense, Department of | Pass-Through | University of Illinois-Urbana-Champaign | 2015-00008-01 | 12.800 | Air Force Defense Research Sciences Program | 19,858 | - |
| Defense, Department of | Pass-Through | University of Maryland, The | 129733-Z8143001 | 12.800 | Air Force Defense Research Sciences Program | 108,610 | - |
| Defense, Department of | Pass-Through | University of Maryland, The | Q2412001 | 12.800 | Air Force Defense Research Sciences Program | 1,965 | - |
| Defense, Department of | Pass-Through | University of Pennsylvania | 562263 | 12.800 | Air Force Defense Research Sciences Program | 5,898 | - |
| Defense, Department of | Pass-Through | University of Pittsburgh | 0019713 (406200-3) | 12.800 | Air Force Defense Research Sciences Program | 159,888 | - |
| Defense, Department of | Pass-Through | University of Texas at Austin | UTA14-001164 | 12.800 | Air Force Defense Research Sciences Program | 85,223 | - |
| | | | | | | <u>\$ 13,197,246</u> | <u>\$ 1,668,711</u> |
| Defense, Department of | Direct | | H98230-13-1-0204 | 12.901 | Mathematical Sciences Grants Program | \$ 49,275 | \$ - |
| Defense, Department of | Direct | | H98230-13-1-0241 | 12.901 | Mathematical Sciences Grants Program | 50,225 | - |
| | | | | | | <u>\$ 99,500</u> | <u>\$ -</u> |
| Defense, Department of | Direct | | D13AP00059 | 12.910 | Research and Technology Development | 47,435 | - |
| Defense, Department of | Direct | | D14AP00086 | 12.910 | Research and Technology Development | 73,814 | - |
| Defense, Department of | Direct | | FA9550-10-1-0327 | 12.910 | Research and Technology Development | 2,425 | - |
| Defense, Department of | Direct | | HR0011-13-2-0006 | 12.910 | Research and Technology Development | 974,062 | 83,074 |
| Defense, Department of | Direct | | HR0011-13-2-0015 | 12.910 | Research and Technology Development | 1,593,456 | 642,524 |
| Defense, Department of | Direct | | N66001-11-1-4208 | 12.910 | Research and Technology Development | (390,417) | - |
| Defense, Department of | Direct | | N66001-12-1-4223 | 12.910 | Research and Technology Development | 58,693 | - |
| Defense, Department of | Direct | | N66001-12-1-4231 | 12.910 | Research and Technology Development | 94,575 | - |
| Defense, Department of | Direct | | N66001-14-1-4014 | 12.910 | Research and Technology Development | 190,886 | - |
| Defense, Department of | Direct | | N66001-14-1-4045 | 12.910 | Research and Technology Development | 66,125 | - |
| Defense, Department of | Direct | | N66001-14-1-4046 | 12.910 | Research and Technology Development | 98,334 | - |
| Defense, Department of | Direct | | W31P4Q-11-1-0002 | 12.910 | Research and Technology Development | 748,773 | - |
| Defense, Department of | Direct | | W31P4Q-12-1-0002 | 12.910 | Research and Technology Development | 393,099 | - |
| Defense, Department of | Direct | | W56HZV-04-2-0001 | 12.910 | Research and Technology Development | 662,817 | 311,616 |
| Defense, Department of | Direct | | W56HZV-14-2-0001 | 12.910 | Research and Technology Development | 3,908,406 | 757,224 |
| Defense, Department of | Pass-Through | Cornell University | 68272-10162 | 12.910 | Research and Technology Development | 165,549 | - |
| Defense, Department of | Pass-Through | Indiana University | BL-4348706-UM/PO #1083805 | 12.910 | Research and Technology Development | 156,763 | - |
| Defense, Department of | Pass-Through | Interior, Department of the | D15AP00007 | 12.910 | Research and Technology Development | 177,253 | - |
| Defense, Department of | Pass-Through | Northwestern University | SP0016210-PROJ0006646 | 12.910 | Research and Technology Development | 170,377 | - |
| Defense, Department of | Pass-Through | State University of New York at Buffalo | 54873-1120361-3 | 12.910 | Research and Technology Development | 103,619 | - |
| | | | | | | <u>\$ 9,296,044</u> | <u>\$ 1,794,438</u> |
| | | | Total Defense, Department of | | | <u>\$ 81,318,268</u> | <u>\$ 18,721,446</u> |
| Housing and Urban Development, Department of | Direct | | S1C5AAC0006 | 14.N/A | | \$ 5,407 | \$ - |
| | | | Total Housing and Urban Development, Department of | | | <u>\$ 5,407</u> | <u>\$ -</u> |
| Interior, Department of the | Pass-Through | Virginia Polytechnic Institute and State University | 432957-19337 | 15.N/A | | \$ 80,495 | \$ - |
| Interior, Department of the | Pass-Through | Great Lakes Fishery Trust | 3003.8 USFWS-Coastal | 15.630 | Coastal Program | \$ 189 | \$ - |
| Interior, Department of the | Direct | | F12AC00977 | 15.660 | Endangered Species - Candidate Conservation Action Funds | \$ 6,319 | \$ - |
| Interior, Department of the | Pass-Through | National Fish and Wildlife Foundation | 0501.12.032465 | 15.662 | Great Lakes Restoration | \$ 77,905 | \$ - |
| Interior, Department of the | Direct | | F12AP00997 | 15.672 | Wildlife Without Borders Amphibians in Decline | <u>\$ (599)</u> | <u>\$ -</u> |
| Interior, Department of the | Direct | | G15AP00008 | 15.807 | Earthquake Hazards Research and Monitoring Assistance | \$ 32,333 | \$ - |
| Interior, Department of the | Direct | | G13AC00085 | 15.808 | U.S. Geological Survey - Research and Data Collection | <u>\$ 1,411,216</u> | <u>\$ 10,240</u> |
| Interior, Department of the | Direct | | P14AC00898 Task P14AC01036 | 15.944 | Natural Resource Stewardship | <u>\$ 13,825</u> | <u>\$ -</u> |
| | | | Total Interior, Department of the | | | <u>\$ 1,621,683</u> | <u>\$ 10,240</u> |
| Justice, Department of | Direct | | 050211 - 2011 NV R 5518 | 16.N/A | | \$ 534 | \$ - |
| Justice, Department of | Direct | | 2011 BJ R 6565 | 16.N/A | | 881,441 | 42,435 |
| Justice, Department of | Direct | | 2013 IJR 1168 | 16.N/A | | 881,568 | 32,195 |
| Justice, Department of | Pass-Through | Michigan, State of, Corrections, Department of | 472N4300881 | 16.N/A | | 24,999 | - |
| | | | | | | <u>\$ 1,788,542</u> | <u>\$ 74,630</u> |
| Justice, Department of | Direct | | 2013-MU-R-6018 | 16.523 | Juvenile Accountability Block Grants | <u>\$ 189,993</u> | <u>\$ 16,383</u> |
| Justice, Department of | Direct | | 2013-WL-AX-0038 | 16.524 | Legal Assistance for Victims | <u>\$ 149,277</u> | <u>\$ 38,561</u> |
| Justice, Department of | Direct | | 2012-DN-BX-K045 | 16.544 | Youth Gang Prevention | <u>\$ 192,249</u> | <u>\$ 30,122</u> |
| Justice, Department of | Direct | | 2011-MU-MU-K075 | 16.734 | Special Data Collections and Statistical Studies | <u>\$ 148,456</u> | <u>\$ 1,103</u> |
| Justice, Department of | Pass-Through | Kettering University | 5301095AA | 16.817 | Byrne Criminal Justice Innovation Program | <u>\$ 30,057</u> | <u>\$ -</u> |
| | | | Total Justice, Department of | | | <u>\$ 2,498,574</u> | <u>\$ 160,799</u> |
| Federal Reserve System | Direct | | PO 201300008 | 18.N/A | | \$ 76,102 | \$ - |
| | | | Total Federal Reserve System | | | <u>\$ 76,102</u> | <u>\$ -</u> |
| State, Department of | Pass-Through | National Academy of Sciences | PGA-P210884 | 19.N/A | | \$ (2,500) | \$ - |
| State, Department of | Pass-Through | United States-India Educational Foundation(USIEF) | USIEF/OSI/2012/03-A01 | 19.N/A | | 20,384 | 18,168 |
| | | | | | | <u>\$ 17,884</u> | <u>\$ 18,168</u> |
| State, Department of | Direct | | S-ECAAS-12-GR-142(FA) | 19.014 | One-Time International Exchange Grant Program | <u>\$ 22,722</u> | <u>\$ -</u> |
| State, Department of | Direct | | S-SGTP10-GR-0087 | 19.019 | International Programs to Combat Human Trafficking | <u>\$ 90,000</u> | <u>\$ -</u> |
| | | | | | International Programs to Support Democracy, Human Rights and Labor | <u>\$ 410,923</u> | <u>\$ -</u> |
| State, Department of | Direct | | S-LMAQM-13-GR-1117 | 19.345 | Academic Exchange Programs - Scholars | <u>\$ 64,524</u> | <u>\$ 15,232</u> |
| State, Department of | Pass-Through | Institute of International Education | Agreement Dated 4/17/14 | 19.401 | Professional and Cultural Exchange Programs - Citizen | | |
| State, Department of | Direct | | S-ECAGD-13-GR-183(FA) | 19.415 | Exchanges | \$ 284,272 | \$ - |
| State, Department of | Direct | | S-ECAPE-11-GR-188(DS) | 19.415 | Professional and Cultural Exchange Programs - Citizen Exchanges | (1,565) | - |

**The University of Michigan
Schedule of Expenditures of Federal Awards
For the Year Ended June 30, 2015**

| Cluster Title/Federal Grantor/Program | Type | Pass-Through Grantor | Award Identifier | CFDA Number | CFDA Program Title | Federal Expenditures | Subrecipient |
|---|--------------|---|-------------------------------------|-------------|---|----------------------|--------------|
| State, Department of | Direct | | S-ECAPE-12-GR-202(FA) | 19.415 | Professional and Cultural Exchange Programs - Citizen Exchanges | 18,303 | - |
| | | | Total State, Department of | | | \$ 301,010 | \$ - |
| | | | | | | \$ 907,063 | \$ 33,400 |
| Transportation, Department of | Direct | | 14-G-011 | 20.N/A | | \$ 67,677 | \$ - |
| Transportation, Department of | Direct | | DTFH61-09-C-00013 | 20.N/A | | 222 | - |
| Transportation, Department of | Direct | | DTFH61-11-C-00040 | 20.N/A | | 1,724,612 | 513,257 |
| Transportation, Department of | Direct | | DTFH70-12-E-00032 | 20.N/A | | 161,021 | - |
| Transportation, Department of | Direct | | DTNH22-10-H-00288 | 20.N/A | | 1,100,578 | - |
| Transportation, Department of | Direct | | DTNH22-12-C-00272 | 20.N/A | | 184,535 | 109,147 |
| Transportation, Department of | Direct | | DTNH22-13-C-00333 | 20.N/A | | 598,033 | 386,938 |
| Transportation, Department of | Pass-Through | HNTB Michigan, Inc | HNTB Proj# 56332-DS-001 | 20.N/A | | 17,891 | - |
| Transportation, Department of | Pass-Through | Michigan, State of, Transportation, Department of | 2012-0770 | 20.N/A | | 107,047 | - |
| Transportation, Department of | Pass-Through | Michigan, State of, Transportation, Department of | 2013-0068 Auth Z1 | 20.N/A | | 114,348 | - |
| Transportation, Department of | Pass-Through | Michigan, State of, Transportation, Department of | 2013-0068, Authorization Z2 | 20.N/A | | 47,056 | 4,785 |
| Transportation, Department of | Pass-Through | Michigan, State of, Transportation, Department of | 2013-0243 | 20.N/A | | 9,400 | - |
| Transportation, Department of | Pass-Through | Michigan, State of, Transportation, Department of | 2014-0796 | 20.N/A | | 31,792 | - |
| Transportation, Department of | Pass-Through | Michigan, State of, Transportation, Department of | 2015-0106 | 20.N/A | | 96,658 | - |
| Transportation, Department of | Pass-Through | National Academy of Sciences | HR 10-93, Activity 163512-1030 | 20.N/A | | 229,028 | 12,994 |
| Transportation, Department of | Pass-Through | National Academy of Sciences | HR 17-57/SUB0000048 | 20.N/A | | 28,308 | 11,216 |
| Transportation, Department of | Pass-Through | National Academy of Sciences | HR 17-67 / SUB00000574 | 20.N/A | | 85,256 | 10,062 |
| Transportation, Department of | Pass-Through | National Academy of Sciences | SHRP-S-09 | 20.N/A | | 10,419 | - |
| Transportation, Department of | Pass-Through | National Academy of Sciences | Sub-grant No. 2000004142 | 20.N/A | | 50,093 | - |
| Transportation, Department of | Pass-Through | Nichols Consulting Engineers | Sub-consultant Agreement | 20.N/A | | 78,248 | - |
| Transportation, Department of | Pass-Through | University of Maryland, The | CA 12-21 07-5-25698 | 20.N/A | | 3,325 | - |
| Transportation, Department of | Pass-Through | Virginia Polytechnic Institute and State University | 451054-19337 | 20.N/A | | 27,984 | - |
| Transportation, Department of | Pass-Through | Virginia Polytechnic Institute and State University | 451205-19337 | 20.N/A | | 440,810 | 67,453 |
| Transportation, Department of | Pass-Through | Virginia Polytechnic Institute and State University | 451263-19337 | 20.N/A | | 212,614 | - |
| Transportation, Department of | Pass-Through | Virginia Polytechnic Institute and State University | 451335-19337 | 20.N/A | | 118,569 | - |
| Transportation, Department of | Pass-Through | Westat | 8943-S-001 | 20.N/A | | (655) | - |
| | | | | | | \$ 5,544,869 | \$ 1,115,852 |
| Transportation, Department of | Direct | | 13-G-019 | 20.108 | Aviation Research Grants | \$ 231,225 | \$ - |
| Transportation, Department of | Pass-Through | University of California - Davis | 201302812-01 | 20.108 | Aviation Research Grants | 40,005 | - |
| | | | | | | \$ 271,230 | \$ - |
| Transportation, Department of | Direct | | DTFH6115H00005 | 20.200 | Highway Research and Development Program | \$ 779,783 | \$ - |
| Transportation, Department of | Pass-Through | Michigan, State of, Transportation, Department of | 2014-0006/Job 122203 | 20.205 | Highway Planning and Construction | \$ 292,520 | \$ - |
| Transportation, Department of | Pass-Through | Michigan, State of, Transportation, Department of | 2014-0020 | 20.205 | Highway Planning and Construction | 132,838 | - |
| | | | | | | \$ 425,358 | \$ - |
| Transportation, Department of | Direct | | DTFH6414G00038 | 20.215 | Highway Training and Education | \$ 5,000 | \$ - |
| Transportation, Department of | Pass-Through | Michigan, State of, State Police | TS-14-06 | 20.218 | National Motor Carrier Safety | \$ 22,233 | \$ - |
| Transportation, Department of | Direct | | DTRT13-G-UTC54 | 20.701 | University Transportation Centers Program | \$ 1,374,504 | \$ 480,892 |
| Transportation, Department of | Pass-Through | Purdue University | 4108-47673, Project 163UMY2.2 | 20.701 | University Transportation Centers Program | 14,603 | - |
| Transportation, Department of | Pass-Through | Purdue University | Subagreement 4108-47673 | 20.701 | University Transportation Centers Program | 133,647 | - |
| | | | | | | \$ 1,522,754 | \$ 480,892 |
| Transportation, Department of | Direct | | OASRTRS-14-H-MICH | 20.931 | Transportation Planning, Research and Education | \$ 127,515 | \$ - |
| | | | Total Transportation, Department of | | | \$ 8,698,742 | \$ 1,596,744 |
| Treasury, Department of the | Direct | | 13LITC0006-03-00 | 21.008 | Low Income Taxpayer Clinics | \$ 19,959 | \$ - |
| Treasury, Department of the | Direct | | 15-LITC0178-01-00 | 21.008 | Low Income Taxpayer Clinics | 33,980 | - |
| | | | Total Treasury, Department of the | | | \$ 53,939 | \$ - |
| Federal Trade Commission | Direct | | IPA - Francine Lafontaine | 36.N/A | | \$ 181,481 | \$ - |
| | | | Total Federal Trade Commission | | | \$ 181,481 | \$ - |
| National Aeronautics and Space Administration | Direct | | NNG04HZ28C | 43.N/A | | \$ 46,817 | \$ - |
| National Aeronautics and Space Administration | Direct | | NNG11PU50C | 43.N/A | | 7,331 | - |
| National Aeronautics and Space Administration | Direct | | NNG12CR34C | 43.N/A | | 1,223,134 | - |
| National Aeronautics and Space Administration | Direct | | NNG13PJ08C | 43.N/A | | 57,819 | - |
| National Aeronautics and Space Administration | Direct | | NNL13AQ00C | 43.N/A | | 24,237,887 | 431,402 |
| National Aeronautics and Space Administration | Direct | | NNX09AB59G | 43.N/A | | (197) | - |
| National Aeronautics and Space Administration | Direct | | NNX09AJ46G | 43.N/A | | 937 | - |
| National Aeronautics and Space Administration | Direct | | NNX09AJ59G | 43.N/A | | 377 | - |
| National Aeronautics and Space Administration | Direct | | NNX09AJ63G | 43.N/A | | 70,007 | - |
| National Aeronautics and Space Administration | Direct | | NNX09AL26G | 43.N/A | | 12,108 | - |
| National Aeronautics and Space Administration | Direct | | NNX10AI65G | 43.N/A | | 187,811 | - |
| National Aeronautics and Space Administration | Direct | | NNX10AM20G | 43.N/A | | 5,988 | 539 |
| National Aeronautics and Space Administration | Direct | | NNX10AO17G | 43.N/A | | 3,266 | - |
| National Aeronautics and Space Administration | Direct | | NNX10AO32G | 43.N/A | | 2,631 | - |
| National Aeronautics and Space Administration | Direct | | NNX10AQ53G | 43.N/A | | (14,132) | - |
| National Aeronautics and Space Administration | Direct | | NNX10AQ61G | 43.N/A | | 89,394 | 80,655 |
| National Aeronautics and Space Administration | Direct | | NNX10AU57G | 43.N/A | | 36,569 | - |
| National Aeronautics and Space Administration | Direct | | NNX10AU59G | 43.N/A | | 513,145 | - |
| National Aeronautics and Space Administration | Direct | | NNX11AB24G | 43.N/A | | 29,857 | - |
| National Aeronautics and Space Administration | Direct | | NNX11AC20G | 43.N/A | | 88,926 | 68,905 |
| National Aeronautics and Space Administration | Direct | | NNX11AD68G | 43.N/A | | 30,366 | - |
| National Aeronautics and Space Administration | Direct | | NNX11AD80G | 43.N/A | | 61,768 | - |

The University of Michigan
Schedule of Expenditures of Federal Awards
For the Year Ended June 30, 2015

| Cluster Title/Federal Grantor/Program | Type | Pass-Through Grantor | Award Identifier | CFDA Number | CFDA Program Title | Federal Expenditures | Subrecipient |
|---|--------------|--|-------------------------------|-------------|--------------------|----------------------|-------------------|
| National Aeronautics and Space Administration | Direct | | NNX11AD81G | 43.N/A | | 45,735 | 22,704 |
| National Aeronautics and Space Administration | Direct | | NNX11AE68G | 43.N/A | | 37,305 | - |
| National Aeronautics and Space Administration | Direct | | NNX13AP17G | 43.N/A | | 6,092 | - |
| National Aeronautics and Space Administration | Direct | | NNX14AC58G | 43.N/A | | 10,125 | - |
| National Aeronautics and Space Administration | Direct | | NNX14AL67H | 43.N/A | | 56,160 | - |
| National Aeronautics and Space Administration | Pass-Through | AERO Institute | D-13-UR-002 | 43.N/A | | 17,000 | - |
| National Aeronautics and Space Administration | Pass-Through | Aurora Flight Sciences | AFS14-2380 | 43.N/A | | 58,149 | - |
| National Aeronautics and Space Administration | Pass-Through | Boston College | 5001920-01 | 43.N/A | | 26,915 | - |
| National Aeronautics and Space Administration | Pass-Through | California Institute of Technology | 44A-1096043 | 43.N/A | | 4,543 | - |
| National Aeronautics and Space Administration | Pass-Through | Carnegie Institution of Washington | DTM-3250-04 | 43.N/A | | 353,050 | - |
| National Aeronautics and Space Administration | Pass-Through | Catholic University of America | 361215 Sub 1 | 43.N/A | | 25,175 | - |
| National Aeronautics and Space Administration | Pass-Through | Catholic University of America | 362451-Sub1 | 43.N/A | | 19,896 | - |
| National Aeronautics and Space Administration | Pass-Through | Catholic University of America | 362496-Sub1 | 43.N/A | | 32,385 | - |
| National Aeronautics and Space Administration | Pass-Through | Colorado School of Mines | 400637 | 43.N/A | | 24,695 | - |
| National Aeronautics and Space Administration | Pass-Through | ElectroDynamic Applications, Inc. | Roundtable Research Agreement | 43.N/A | | 26,166 | - |
| National Aeronautics and Space Administration | Pass-Through | Extreme Diagnostics, Inc. | Research Agreement | 43.N/A | | 68,769 | - |
| National Aeronautics and Space Administration | Pass-Through | Jet Propulsion Laboratory | 158548 | 43.N/A | | 37,488 | - |
| National Aeronautics and Space Administration | Pass-Through | Jet Propulsion Laboratory | 1266313 | 43.N/A | | 1,104,843 | - |
| National Aeronautics and Space Administration | Pass-Through | Jet Propulsion Laboratory | 1266314 | 43.N/A | | 134,701 | - |
| National Aeronautics and Space Administration | Pass-Through | Jet Propulsion Laboratory | 1409449 | 43.N/A | | 547,180 | - |
| National Aeronautics and Space Administration | Pass-Through | Jet Propulsion Laboratory | 1416972 | 43.N/A | | 103,024 | - |
| National Aeronautics and Space Administration | Pass-Through | Jet Propulsion Laboratory | 1416974 | 43.N/A | | 25,184 | - |
| National Aeronautics and Space Administration | Pass-Through | Jet Propulsion Laboratory | 1434435 | 43.N/A | | 89,243 | - |
| National Aeronautics and Space Administration | Pass-Through | Jet Propulsion Laboratory | 1447157 | 43.N/A | | 12,945 | - |
| National Aeronautics and Space Administration | Pass-Through | Jet Propulsion Laboratory | 1449038 | 43.N/A | | 146,292 | - |
| National Aeronautics and Space Administration | Pass-Through | Jet Propulsion Laboratory | 1456335 | 43.N/A | | 38,224 | - |
| National Aeronautics and Space Administration | Pass-Through | Jet Propulsion Laboratory | 1469862 | 43.N/A | | 7,738 | - |
| National Aeronautics and Space Administration | Pass-Through | Jet Propulsion Laboratory | 1480025 | 43.N/A | | (2,284) | - |
| National Aeronautics and Space Administration | Pass-Through | Jet Propulsion Laboratory | 1486489 | 43.N/A | | 132,602 | - |
| National Aeronautics and Space Administration | Pass-Through | Jet Propulsion Laboratory | 1514747 | 43.N/A | | 237,095 | - |
| National Aeronautics and Space Administration | Pass-Through | Jet Propulsion Laboratory | 1515850 | 43.N/A | | 25,140 | - |
| National Aeronautics and Space Administration | Pass-Through | Jet Propulsion Laboratory | 1521148 | 43.N/A | | 12,755 | - |
| National Aeronautics and Space Administration | Pass-Through | Jet Propulsion Laboratory | 1521247 | 43.N/A | | 22,685 | - |
| National Aeronautics and Space Administration | Pass-Through | Jet Propulsion Laboratory | 1524870 | 43.N/A | | 2,436 | - |
| National Aeronautics and Space Administration | Pass-Through | Johns Hopkins University | 117613 | 43.N/A | | 1,462 | - |
| National Aeronautics and Space Administration | Pass-Through | National Space Biomedical Research Institute | NCC 9-58-46 / SA02701 | 43.N/A | | 57,605 | - |
| National Aeronautics and Space Administration | Pass-Through | National Space Biomedical Research Institute | Project Summary | 43.N/A | | 41,406 | - |
| National Aeronautics and Space Administration | Pass-Through | National Space Biomedical Research Institute | SA02802 | 43.N/A | | 141,532 | - |
| National Aeronautics and Space Administration | Pass-Through | Pennsylvania State University | E14-067915 | 43.N/A | | 5,160 | - |
| National Aeronautics and Space Administration | Pass-Through | Southwest Research Institute | 699056KC | 43.N/A | | 88,406 | - |
| National Aeronautics and Space Administration | Pass-Through | Southwest Research Institute | A99201MO | 43.N/A | | 574,492 | - |
| National Aeronautics and Space Administration | Pass-Through | Southwest Research Institute | E99061MO | 43.N/A | | 1,908 | - |
| National Aeronautics and Space Administration | Pass-Through | Space Telescope Institute (STScI) | HST-AR-12839.01-A | 43.N/A | | 638 | - |
| National Aeronautics and Space Administration | Pass-Through | Space Telescope Institute (STScI) | HST-AR-13246.003-A | 43.N/A | | 26,381 | - |
| National Aeronautics and Space Administration | Pass-Through | Space Telescope Institute (STScI) | HST-AR-13879.001-A | 43.N/A | | 45,781 | - |
| National Aeronautics and Space Administration | Pass-Through | Space Telescope Institute (STScI) | HST-AR-13884.001-A | 43.N/A | | 3,920 | - |
| National Aeronautics and Space Administration | Pass-Through | Space Telescope Institute (STScI) | HST-AR-13890.001-A | 43.N/A | | 31,770 | - |
| National Aeronautics and Space Administration | Pass-Through | Space Telescope Institute (STScI) | HST-EO-13758.001-A | 43.N/A | | 7,532 | - |
| National Aeronautics and Space Administration | Pass-Through | Space Telescope Institute (STScI) | HST-GO-11589.01-A | 43.N/A | | 5,176 | - |
| National Aeronautics and Space Administration | Pass-Through | Space Telescope Institute (STScI) | HST-GO-12055.16-A | 43.N/A | | 24,464 | - |
| National Aeronautics and Space Administration | Pass-Through | Space Telescope Institute (STScI) | HST-GO-12060.52-A | 43.N/A | | 50,559 | - |
| National Aeronautics and Space Administration | Pass-Through | Space Telescope Institute (STScI) | HST-GO-12213.01-A | 43.N/A | | 7,913 | - |
| National Aeronautics and Space Administration | Pass-Through | Space Telescope Institute (STScI) | HST-GO-12268.12-A | 43.N/A | | 8,390 | - |
| National Aeronautics and Space Administration | Pass-Through | Space Telescope Institute (STScI) | HST-GO-12503.01-A | 43.N/A | | 681 | - |
| National Aeronautics and Space Administration | Pass-Through | Space Telescope Institute (STScI) | HST-GO-12557.01-A | 43.N/A | | (845) | - |
| National Aeronautics and Space Administration | Pass-Through | Space Telescope Institute (STScI) | HST-GO-12591.01-A | 43.N/A | | 5,040 | - |
| National Aeronautics and Space Administration | Pass-Through | Space Telescope Institute (STScI) | HST-GO-12976.10-A | 43.N/A | | 1,478 | - |
| National Aeronautics and Space Administration | Pass-Through | Space Telescope Institute (STScI) | HST-GO-13003-.02-A | 43.N/A | | 74,843 | - |
| National Aeronautics and Space Administration | Pass-Through | Space Telescope Institute (STScI) | HST-GO-13050.01-A | 43.N/A | | 64,781 | - |
| National Aeronautics and Space Administration | Pass-Through | Space Telescope Institute (STScI) | HST-GO-13108.03-A | 43.N/A | | 1,197 | - |
| National Aeronautics and Space Administration | Pass-Through | Space Telescope Institute (STScI) | HST-GO-13284.001-A | 43.N/A | | 2,383 | - |
| National Aeronautics and Space Administration | Pass-Through | Space Telescope Institute (STScI) | HST-GO-13293.01-A | 43.N/A | | 6,857 | - |
| National Aeronautics and Space Administration | Pass-Through | Space Telescope Institute (STScI) | HST-GO-13298.001-A | 43.N/A | | 21,897 | - |
| National Aeronautics and Space Administration | Pass-Through | Space Telescope Institute (STScI) | HST-GO-13325.03-A | 43.N/A | | 1,348 | - |
| National Aeronautics and Space Administration | Pass-Through | Space Telescope Institute (STScI) | HST-GO-13347.001-A | 43.N/A | | 68,610 | - |
| National Aeronautics and Space Administration | Pass-Through | Space Telescope Institute (STScI) | HST-GO-13363.01-A | 43.N/A | | 1,456 | - |
| National Aeronautics and Space Administration | Pass-Through | Space Telescope Institute (STScI) | HST-GO-13416.01-A | 43.N/A | | 9,845 | - |
| National Aeronautics and Space Administration | Pass-Through | Space Telescope Institute (STScI) | HST-HF2-51347.001-A | 43.N/A | | 92,443 | - |
| National Aeronautics and Space Administration | Pass-Through | Space Telescope Institute (STScI) | HST-HF-51287.01-A | 43.N/A | | 33,217 | - |
| National Aeronautics and Space Administration | Pass-Through | Space Telescope Institute (STScI) | STT49252 | 43.N/A | | 5,144 | - |
| National Aeronautics and Space Administration | Pass-Through | University of Colorado | 1546525 | 43.N/A | | 24,131 | - |
| National Aeronautics and Space Administration | Pass-Through | University of Colorado | 1546525/PO 1000106275 | 43.N/A | | 191,363 | 14,362 |
| | | | | | | \$ 31,911,624 | \$ 618,567 |
| National Aeronautics and Space Administration | Direct | | NNX08AJ92G | 43.001 | Science | \$ (36,157) | \$ (36,157) |
| National Aeronautics and Space Administration | Direct | | NNX11AF46G | 43.001 | Science | 61,156 | - |
| National Aeronautics and Space Administration | Direct | | NNX11AH50G | 43.001 | Science | 85,722 | - |
| National Aeronautics and Space Administration | Direct | | NNX11AH55G | 43.001 | Science | 40,701 | - |

The University of Michigan
Schedule of Expenditures of Federal Awards
For the Year Ended June 30, 2015

| Cluster Title/Federal Grantor/Program | Type | Pass-Through Grantor | Award Identifier | CFDA Number | CFDA Program Title | Federal Expenditures | Subrecipient |
|---|--------|----------------------|------------------|-------------|--------------------|----------------------|--------------|
| National Aeronautics and Space Administration | Direct | | NNX11AJ19G | 43.001 | Science | 154,862 | - |
| National Aeronautics and Space Administration | Direct | | NNX11AJ55G | 43.001 | Science | 71,686 | - |
| National Aeronautics and Space Administration | Direct | | NNX11AK53G | 43.001 | Science | 114,308 | - |
| National Aeronautics and Space Administration | Direct | | NNX11AO13G | 43.001 | Science | 16,120 | - |
| National Aeronautics and Space Administration | Direct | | NNX11AO60G | 43.001 | Science | 196,587 | - |
| National Aeronautics and Space Administration | Direct | | NNX11AP01G | 43.001 | Science | 101,006 | - |
| National Aeronautics and Space Administration | Direct | | NNX11AR02G | 43.001 | Science | 124,069 | - |
| National Aeronautics and Space Administration | Direct | | NNX12AD29G | 43.001 | Science | 75,819 | - |
| National Aeronautics and Space Administration | Direct | | NNX12AD34G | 43.001 | Science | 251,367 | 182,751 |
| National Aeronautics and Space Administration | Direct | | NNX12AD52G | 43.001 | Science | (705) | - |
| National Aeronautics and Space Administration | Direct | | NNX12AE03G | 43.001 | Science | 95,783 | - |
| National Aeronautics and Space Administration | Direct | | NNX12AG44G | 43.001 | Science | 90,946 | - |
| National Aeronautics and Space Administration | Direct | | NNX12AG83G | 43.001 | Science | 99,265 | - |
| National Aeronautics and Space Administration | Direct | | NNX12AI93G | 43.001 | Science | 88,582 | - |
| National Aeronautics and Space Administration | Direct | | NNX12AJ70A | 43.001 | Science | 177,112 | 19,812 |
| National Aeronautics and Space Administration | Direct | | NNX12AK34G | 43.001 | Science | 79,875 | - |
| National Aeronautics and Space Administration | Direct | | NNX12AM74G | 43.001 | Science | 67,135 | 15,949 |
| National Aeronautics and Space Administration | Direct | | NNX12AP72G | 43.001 | Science | 175,965 | - |
| National Aeronautics and Space Administration | Direct | | NNX12AQ40G | 43.001 | Science | 174,458 | - |
| National Aeronautics and Space Administration | Direct | | NNX12AQ41G | 43.001 | Science | 211,748 | - |
| National Aeronautics and Space Administration | Direct | | NNX12AR53G | 43.001 | Science | 110,276 | - |
| National Aeronautics and Space Administration | Direct | | NNX13AC17G | 43.001 | Science | 272 | - |
| National Aeronautics and Space Administration | Direct | | NNX13AC64G | 43.001 | Science | 18,488 | - |
| National Aeronautics and Space Administration | Direct | | NNX13AD69G | 43.001 | Science | 34,733 | - |
| National Aeronautics and Space Administration | Direct | | NNX13AD95G | 43.001 | Science | 37,449 | - |
| National Aeronautics and Space Administration | Direct | | NNX13AE05G | 43.001 | Science | 128,293 | - |
| National Aeronautics and Space Administration | Direct | | NNX13AE22G | 43.001 | Science | 51,397 | - |
| National Aeronautics and Space Administration | Direct | | NNX13AE56G | 43.001 | Science | 167,893 | 56,894 |
| National Aeronautics and Space Administration | Direct | | NNX13AE67G | 43.001 | Science | 53,208 | - |
| National Aeronautics and Space Administration | Direct | | NNX13AE84G | 43.001 | Science | 8,437 | - |
| National Aeronautics and Space Administration | Direct | | NNX13AE87G | 43.001 | Science | 88,456 | - |
| National Aeronautics and Space Administration | Direct | | NNX13AE89G | 43.001 | Science | 12,035 | - |
| National Aeronautics and Space Administration | Direct | | NNX13AG22G | 43.001 | Science | 152,963 | - |
| National Aeronautics and Space Administration | Direct | | NNX13AG25G | 43.001 | Science | 85,522 | - |
| National Aeronautics and Space Administration | Direct | | NNX13AG26G | 43.001 | Science | 198,609 | - |
| National Aeronautics and Space Administration | Direct | | NNX13AG52G | 43.001 | Science | 105,901 | - |
| National Aeronautics and Space Administration | Direct | | NNX13AG70G | 43.001 | Science | 149,289 | - |
| National Aeronautics and Space Administration | Direct | | NNX13AI66G | 43.001 | Science | 68,646 | - |
| National Aeronautics and Space Administration | Direct | | NNX13AI71G | 43.001 | Science | 91,263 | - |
| National Aeronautics and Space Administration | Direct | | NNX13AL04G | 43.001 | Science | 39,058 | - |
| National Aeronautics and Space Administration | Direct | | NNX13AL92G | 43.001 | Science | 12,116 | - |
| National Aeronautics and Space Administration | Direct | | NNX13AM29H | 43.001 | Science | 28,466 | - |
| National Aeronautics and Space Administration | Direct | | NNX13AM35H | 43.001 | Science | 35,627 | - |
| National Aeronautics and Space Administration | Direct | | NNX13AN29G | 43.001 | Science | 76,689 | - |
| National Aeronautics and Space Administration | Direct | | NNX13AN70H | 43.001 | Science | 23,724 | - |
| National Aeronautics and Space Administration | Direct | | NNX13AN76H | 43.001 | Science | 29,937 | - |
| National Aeronautics and Space Administration | Direct | | NNX13AN77H | 43.001 | Science | 44,909 | - |
| National Aeronautics and Space Administration | Direct | | NNX13AO27G | 43.001 | Science | 132,544 | - |
| National Aeronautics and Space Administration | Direct | | NNX13AO56H | 43.001 | Science | 30,893 | - |
| National Aeronautics and Space Administration | Direct | | NNX13AO68H | 43.001 | Science | 30,705 | - |
| National Aeronautics and Space Administration | Direct | | NNX13AP18G | 43.001 | Science | 33,112 | - |
| National Aeronautics and Space Administration | Direct | | NNX13AP36G | 43.001 | Science | 88,563 | - |
| National Aeronautics and Space Administration | Direct | | NNX13AP39H | 43.001 | Science | 28,211 | - |
| National Aeronautics and Space Administration | Direct | | NNX13AQ33G | 43.001 | Science | 225,412 | 151,874 |
| National Aeronautics and Space Administration | Direct | | NNX13AQ66G | 43.001 | Science | 75,609 | - |
| National Aeronautics and Space Administration | Direct | | NNX13AR05G | 43.001 | Science | 238,357 | - |
| National Aeronautics and Space Administration | Direct | | NNX14AB39G | 43.001 | Science | 15,070 | - |
| National Aeronautics and Space Administration | Direct | | NNX14AB58G | 43.001 | Science | 251,559 | - |
| National Aeronautics and Space Administration | Direct | | NNX14AC02G | 43.001 | Science | 119,011 | - |
| National Aeronautics and Space Administration | Direct | | NNX14AC29G | 43.001 | Science | 20,231 | - |
| National Aeronautics and Space Administration | Direct | | NNX14AC57G | 43.001 | Science | 5,395 | - |
| National Aeronautics and Space Administration | Direct | | NNX14AC79G | 43.001 | Science | 8,346 | - |
| National Aeronautics and Space Administration | Direct | | NNX14AC82G | 43.001 | Science | 72,049 | - |
| National Aeronautics and Space Administration | Direct | | NNX14AE75G | 43.001 | Science | 11,342 | - |
| National Aeronautics and Space Administration | Direct | | NNX14AF03G | 43.001 | Science | 38,323 | - |
| National Aeronautics and Space Administration | Direct | | NNX14AF07G | 43.001 | Science | 8,569 | - |
| National Aeronautics and Space Administration | Direct | | NNX14AF09G | 43.001 | Science | 11,226 | - |
| National Aeronautics and Space Administration | Direct | | NNX14AF18G | 43.001 | Science | 138,456 | - |
| National Aeronautics and Space Administration | Direct | | NNX14AF31G | 43.001 | Science | 74,866 | - |
| National Aeronautics and Space Administration | Direct | | NNX14AF34G | 43.001 | Science | 74,847 | - |
| National Aeronautics and Space Administration | Direct | | NNX14AF90G | 43.001 | Science | 427,742 | - |
| National Aeronautics and Space Administration | Direct | | NNX14AG65G | 43.001 | Science | 64,374 | - |
| National Aeronautics and Space Administration | Direct | | NNX14AG68G | 43.001 | Science | 107,200 | - |
| National Aeronautics and Space Administration | Direct | | NNX14AG84G | 43.001 | Science | 150,374 | - |
| National Aeronautics and Space Administration | Direct | | NNX14AH19G | 43.001 | Science | 128,134 | - |
| National Aeronautics and Space Administration | Direct | | NNX14AI40G | 43.001 | Science | 178,507 | - |
| National Aeronautics and Space Administration | Direct | | NNX14AI87G | 43.001 | Science | 61,361 | - |

The University of Michigan
Schedule of Expenditures of Federal Awards
For the Year Ended June 30, 2015

| Cluster Title/Federal Grantor/Program | Type | Pass-Through Grantor | Award Identifier | CFDA Number | CFDA Program Title | Federal Expenditures | Subrecipient |
|---|--------------|--|--------------------------------|-------------|----------------------|----------------------|---------------------|
| National Aeronautics and Space Administration | Direct | | NNX14AJ03G | 43.001 | Science | 9,092 | - |
| National Aeronautics and Space Administration | Direct | | NNX14AJ07G | 43.001 | Science | 3,633 | - |
| National Aeronautics and Space Administration | Direct | | NNX14AJ50G | 43.001 | Science | 112,941 | - |
| National Aeronautics and Space Administration | Direct | | NNX14AP44G | 43.001 | Science | 34,118 | - |
| National Aeronautics and Space Administration | Direct | | NNX14AR78G | 43.001 | Science | 98,671 | - |
| National Aeronautics and Space Administration | Direct | | NNX15AB36G | 43.001 | Science | 90,092 | - |
| National Aeronautics and Space Administration | Direct | | NNX15AB73G | 43.001 | Science | 20,155 | - |
| National Aeronautics and Space Administration | Direct | | NNX15AC25G | 43.001 | Science | 83,067 | - |
| National Aeronautics and Space Administration | Direct | | NNX15AE34G | 43.001 | Science | 9,869 | - |
| National Aeronautics and Space Administration | Direct | | NNX15AE77G | 43.001 | Science | 1,491 | - |
| National Aeronautics and Space Administration | Direct | | NNX15AG51G | 43.001 | Science | 34,109 | - |
| National Aeronautics and Space Administration | Direct | | NNX15AH37G | 43.001 | Science | 19,091 | - |
| National Aeronautics and Space Administration | Pass-Through | Boston University | 4500001616 | 43.001 | Science | 25,048 | - |
| National Aeronautics and Space Administration | Pass-Through | California Institute of Technology | 44A-1093998 | 43.001 | Science | 202,139 | - |
| National Aeronautics and Space Administration | Pass-Through | Clark University | 2N047-7531 | 43.001 | Science | 192 | - |
| National Aeronautics and Space Administration | Pass-Through | Eastern Michigan University | R73213.1 | 43.001 | Science | 87,248 | - |
| National Aeronautics and Space Administration | Pass-Through | Johns Hopkins University | 121197 | 43.001 | Science | 20,025 | - |
| National Aeronautics and Space Administration | Pass-Through | Michigan State University | RC104664UM | 43.001 | Science | 131,078 | - |
| National Aeronautics and Space Administration | Pass-Through | Michigan Tech Research Institute | P0085592/090916Z1 | 43.001 | Science | 24,840 | - |
| National Aeronautics and Space Administration | Pass-Through | Ohio State University, The | 60042702 | 43.001 | Science | 20,299 | - |
| National Aeronautics and Space Administration | Pass-Through | Rice University | R53461 | 43.001 | Science | 62,691 | - |
| National Aeronautics and Space Administration | Pass-Through | South Dakota State University | 3TF330 | 43.001 | Science | 104,089 | - |
| National Aeronautics and Space Administration | Pass-Through | Southwest Research Institute | B99073JD | 43.001 | Science | 59,411 | - |
| National Aeronautics and Space Administration | Pass-Through | SRI International | 119-000260 | 43.001 | Science | 45,755 | - |
| National Aeronautics and Space Administration | Pass-Through | University of California - Los Angeles | 2090 G RA225 | 43.001 | Science | 13,146 | - |
| National Aeronautics and Space Administration | Pass-Through | University of Colorado | 1551321 | 43.001 | Science | 18,747 | - |
| National Aeronautics and Space Administration | Pass-Through | University of Colorado | 1548642, PO #1000031576 | 43.001 | Science | 8,163 | - |
| National Aeronautics and Space Administration | Pass-Through | University of Maryland-Baltimore County (UMBC) | 0000011129 | 43.001 | Science | 2,985 | - |
| National Aeronautics and Space Administration | Pass-Through | University of Maryland-Baltimore County (UMBC) | 0000014591 | 43.001 | Science | 52,288 | - |
| National Aeronautics and Space Administration | Pass-Through | University of Miami, Florida, The | C1000412-66796M Prime#NNX11AF0 | 43.001 | Science | 21,727 | - |
| National Aeronautics and Space Administration | Pass-Through | University of New Hampshire | 14-084 | 43.001 | Science | 95,406 | - |
| National Aeronautics and Space Administration | Pass-Through | University of Southern California | 34704771 PO 10054840 | 43.001 | Science | 112,589 | - |
| | | | | | | \$ 8,845,649 | \$ 391,123 |
| National Aeronautics and Space Administration | Direct | | NNM13AA11G | 43.002 | Aeronautics | \$ 315,983 | \$ 185,455 |
| National Aeronautics and Space Administration | Direct | | NNX11AI19A | 43.002 | Aeronautics | 283,652 | 11,293 |
| National Aeronautics and Space Administration | Direct | | NNX11AO78A | 43.002 | Aeronautics | 195,457 | 119,560 |
| National Aeronautics and Space Administration | Direct | | NNX12AM54A | 43.002 | Aeronautics | 133,481 | - |
| National Aeronautics and Space Administration | Direct | | NNX14AC72A | 43.002 | Aeronautics | 555,431 | 160,209 |
| National Aeronautics and Space Administration | Direct | | NNX14AC73A | 43.002 | Aeronautics | 643,142 | 405,457 |
| National Aeronautics and Space Administration | Direct | | NNX14AE45H | 43.002 | Aeronautics | 15,000 | - |
| National Aeronautics and Space Administration | Direct | | NNX14AJ55A | 43.002 | Aeronautics | 41,320 | - |
| National Aeronautics and Space Administration | Pass-Through | National Space Biomedical Research Institute | SA02801; Master NCC 9-58 46 | 43.002 | Aeronautics | 43,744 | - |
| | | | | | | \$ 2,227,210 | \$ 881,974 |
| National Aeronautics and Space Administration | Pass-Through | National Space Biomedical Research Institute | NCC 9-58-46 / SA03801 | 43.003 | Exploration | \$ 59,632 | \$ - |
| National Aeronautics and Space Administration | Direct | | NNX14AO99G | 43.007 | Space Operations | \$ 66,566 | \$ 11,704 |
| National Aeronautics and Space Administration | Direct | | NNX10AM46H | 43.008 | Education | \$ 556,664 | \$ - |
| National Aeronautics and Space Administration | Direct | | NNX12AM32H | 43.008 | Education | 61,411 | - |
| National Aeronautics and Space Administration | Direct | | NNX12AM64H | 43.008 | Education | 66,383 | - |
| National Aeronautics and Space Administration | Direct | | NNX13AL51H | 43.008 | Education | 59,299 | - |
| National Aeronautics and Space Administration | Direct | | NNX13AO19H | 43.008 | Education | 54,730 | - |
| National Aeronautics and Space Administration | Pass-Through | West Virginia University | 11-542-UM/PO 50071224 | 43.008 | Education | 47,240 | - |
| | | | | | | \$ 845,727 | \$ - |
| National Aeronautics and Space Administration | Direct | | NNX11AK17G | 43.009 | Cross Agency Support | \$ 87,906 | \$ - |
| National Aeronautics and Space Administration | Direct | | NNX11AM64H | 43.009 | Cross Agency Support | 74,702 | - |
| National Aeronautics and Space Administration | Direct | | NNX11AN54H | 43.009 | Cross Agency Support | 62,901 | - |
| National Aeronautics and Space Administration | Direct | | NNX11AN77H | 43.009 | Cross Agency Support | 54,571 | - |
| National Aeronautics and Space Administration | Direct | | NNX12AM31H | 43.009 | Cross Agency Support | 73,312 | - |
| National Aeronautics and Space Administration | Direct | | NNX14AD71G | 43.009 | Cross Agency Support | 119,957 | - |
| National Aeronautics and Space Administration | Direct | | NNX14AL65H | 43.009 | Cross Agency Support | 61,498 | - |
| | | | | | | \$ 534,847 | \$ - |
| Total National Aeronautics and Space Administration | | | | | | \$ 44,491,255 | \$ 1,903,368 |
| National Science Foundation | Direct | | AST1411154 | 47.N/A | | \$ 34,105 | \$ - |
| National Science Foundation | Direct | | BCS 1430391 | 47.N/A | | 40,422 | - |
| National Science Foundation | Direct | | CMMI 1261088 | 47.N/A | | 131,355 | - |
| National Science Foundation | Direct | | CSE 1127943 | 47.N/A | | 31,683 | - |
| National Science Foundation | Direct | | ECSS 1219582 | 47.N/A | | 206,790 | - |
| National Science Foundation | Pass-Through | American Physical Society | December 18 Minutes | 47.N/A | | 15,158 | - |
| National Science Foundation | Pass-Through | American Statistical Association | Letter | 47.N/A | | 15,181 | - |
| National Science Foundation | Pass-Through | Baker-Calling | research agreement | 47.N/A | | 3,253 | - |
| National Science Foundation | Pass-Through | EKSO Bionics | Agreement | 47.N/A | | 46,008 | - |
| National Science Foundation | Pass-Through | Inmatech, Inc | Research Agreement | 47.N/A | | 31 | - |
| National Science Foundation | Pass-Through | PhasiQ, Inc. | Roundtable Research Agreement | 47.N/A | | 2,216 | - |
| National Science Foundation | Pass-Through | Research Triangle Institute | Task 1-312-0214074-51683L, | 47.N/A | | 36,939 | - |
| National Science Foundation | Pass-Through | State University of New York | 12-52 | 47.N/A | | 2,955 | - |
| | | | | | | \$ 566,096 | \$ - |
| National Science Foundation | Direct | | 1462910 | 47.041 | Engineering Grants | \$ 10,245 | \$ - |

The University of Michigan
Schedule of Expenditures of Federal Awards
For the Year Ended June 30, 2015

| Cluster Title/Federal Grantor/Program | Type | Pass-Through Grantor | Award Identifier | CFDA Number | CFDA Program Title | Federal Expenditures | Subrecipient |
|---------------------------------------|--------|----------------------|------------------|-------------|--------------------|----------------------|--------------|
| National Science Foundation | Direct | | 1500095 | 47.041 | Engineering Grants | 8,714 | - |
| National Science Foundation | Direct | | 1500124 | 47.041 | Engineering Grants | 6,108 | - |
| National Science Foundation | Direct | | 1523287 | 47.041 | Engineering Grants | 56,377 | - |
| National Science Foundation | Direct | | 1523324 | 47.041 | Engineering Grants | 26,700 | - |
| National Science Foundation | Direct | | 1530921 | 47.041 | Engineering Grants | 18,924 | - |
| National Science Foundation | Direct | | 1533829 | 47.041 | Engineering Grants | 12,675 | - |
| National Science Foundation | Direct | | 1536179 | 47.041 | Engineering Grants | 13,414 | - |
| National Science Foundation | Direct | | 1539711 | 47.041 | Engineering Grants | 26,775 | - |
| National Science Foundation | Direct | | 1540106 | 47.041 | Engineering Grants | 6,252 | - |
| National Science Foundation | Direct | | 1540107 | 47.041 | Engineering Grants | 8,907 | - |
| National Science Foundation | Direct | | 1540180 | 47.041 | Engineering Grants | 17,959 | - |
| National Science Foundation | Direct | | CBET 0644639 | 47.041 | Engineering Grants | (2,225) | - |
| National Science Foundation | Direct | | CBET 0853936 | 47.041 | Engineering Grants | 5,098 | - |
| National Science Foundation | Direct | | CBET 0966527 | 47.041 | Engineering Grants | (2,890) | - |
| National Science Foundation | Direct | | CBET 0966700 | 47.041 | Engineering Grants | 24,097 | - |
| National Science Foundation | Direct | | CBET 0967466 | 47.041 | Engineering Grants | (1,683) | - |
| National Science Foundation | Direct | | CBET 1033141 | 47.041 | Engineering Grants | 1,419 | - |
| National Science Foundation | Direct | | CBET 1034116 | 47.041 | Engineering Grants | 8,390 | - |
| National Science Foundation | Direct | | CBET 1037097 | 47.041 | Engineering Grants | (4,011) | - |
| National Science Foundation | Direct | | CBET 1054352 | 47.041 | Engineering Grants | 82,723 | - |
| National Science Foundation | Direct | | CBET 1055227 | 47.041 | Engineering Grants | 10 | - |
| National Science Foundation | Direct | | CBET 1066447 | 47.041 | Engineering Grants | 14,410 | - |
| National Science Foundation | Direct | | CBET 1067450 | 47.041 | Engineering Grants | 113,137 | - |
| National Science Foundation | Direct | | CBET 1127584 | 47.041 | Engineering Grants | 16,385 | - |
| National Science Foundation | Direct | | CBET 1132581 | 47.041 | Engineering Grants | 91,544 | - |
| National Science Foundation | Direct | | CBET 1132777 | 47.041 | Engineering Grants | 44,826 | - |
| National Science Foundation | Direct | | CBET 1133439 | 47.041 | Engineering Grants | 73,358 | - |
| National Science Foundation | Direct | | CBET 1133793 | 47.041 | Engineering Grants | 74,377 | - |
| National Science Foundation | Direct | | CBET 1149401 | 47.041 | Engineering Grants | 135,683 | - |
| National Science Foundation | Direct | | CBET 1158638 | 47.041 | Engineering Grants | 95,867 | - |
| National Science Foundation | Direct | | CBET 1159240 | 47.041 | Engineering Grants | 80,686 | - |
| National Science Foundation | Direct | | CBET 1159279 | 47.041 | Engineering Grants | 20,139 | - |
| National Science Foundation | Direct | | CBET 1159635 | 47.041 | Engineering Grants | 112,493 | - |
| National Science Foundation | Direct | | CBET 1232851 | 47.041 | Engineering Grants | 66,471 | - |
| National Science Foundation | Direct | | CBET 1232937 | 47.041 | Engineering Grants | 112,508 | - |
| National Science Foundation | Direct | | CBET 1235671 | 47.041 | Engineering Grants | 87,563 | - |
| National Science Foundation | Direct | | CBET 1235688 | 47.041 | Engineering Grants | 86,849 | - |
| National Science Foundation | Direct | | CBET 1235691 | 47.041 | Engineering Grants | 67,232 | - |
| National Science Foundation | Direct | | CBET 1235732 | 47.041 | Engineering Grants | 78,386 | - |
| National Science Foundation | Direct | | CBET 1237549 | 47.041 | Engineering Grants | (3,729) | - |
| National Science Foundation | Direct | | CBET 1253157 | 47.041 | Engineering Grants | 68,688 | - |
| National Science Foundation | Direct | | CBET 1253544 | 47.041 | Engineering Grants | 101,621 | - |
| National Science Foundation | Direct | | CBET 1263889 | 47.041 | Engineering Grants | 147,096 | - |
| National Science Foundation | Direct | | CBET 1332252 | 47.041 | Engineering Grants | 57,509 | - |
| National Science Foundation | Direct | | CBET 1332807 | 47.041 | Engineering Grants | 67,817 | - |
| National Science Foundation | Direct | | CBET 1335878 | 47.041 | Engineering Grants | 61,617 | - |
| National Science Foundation | Direct | | CBET 1336375 | 47.041 | Engineering Grants | 83,100 | - |
| National Science Foundation | Direct | | CBET 1336387 | 47.041 | Engineering Grants | 114,428 | - |
| National Science Foundation | Direct | | CBET 1336636 | 47.041 | Engineering Grants | 118,167 | - |
| National Science Foundation | Direct | | CBET 1336719 | 47.041 | Engineering Grants | 39,821 | - |
| National Science Foundation | Direct | | CBET 1339609 | 47.041 | Engineering Grants | 67,969 | - |
| National Science Foundation | Direct | | CBET 1351188 | 47.041 | Engineering Grants | 108,090 | - |
| National Science Foundation | Direct | | CBET 1351482 | 47.041 | Engineering Grants | 53,009 | - |
| National Science Foundation | Direct | | CBET 1402845 | 47.041 | Engineering Grants | 36,742 | - |
| National Science Foundation | Direct | | CBET 1403777 | 47.041 | Engineering Grants | 219,550 | - |
| National Science Foundation | Direct | | CBET 1407908 | 47.041 | Engineering Grants | 175,251 | - |
| National Science Foundation | Direct | | CBET 1435269 | 47.041 | Engineering Grants | 50,287 | - |
| National Science Foundation | Direct | | CBET 1436056 | 47.041 | Engineering Grants | 802 | - |
| National Science Foundation | Direct | | CBET 1438197 | 47.041 | Engineering Grants | 133,318 | - |
| National Science Foundation | Direct | | CBET 1438560 | 47.041 | Engineering Grants | 35,242 | - |
| National Science Foundation | Direct | | CBET 1449630 | 47.041 | Engineering Grants | 3,498 | - |
| National Science Foundation | Direct | | CBET 1502477 | 47.041 | Engineering Grants | 27,256 | - |
| National Science Foundation | Direct | | CBET-1329576 | 47.041 | Engineering Grants | 55,457 | - |
| National Science Foundation | Direct | | CBET-1402707 | 47.041 | Engineering Grants | 80,182 | - |
| National Science Foundation | Direct | | CBET-1403339 | 47.041 | Engineering Grants | 13,215 | - |
| National Science Foundation | Direct | | CBET-1438956 | 47.041 | Engineering Grants | 5,498 | - |
| National Science Foundation | Direct | | CBET-1439677 | 47.041 | Engineering Grants | 40,566 | - |
| National Science Foundation | Direct | | CMMI 0758259 | 47.041 | Engineering Grants | (29) | - |
| National Science Foundation | Direct | | CMMI 0846256 | 47.041 | Engineering Grants | 102,046 | - |
| National Science Foundation | Direct | | CMMI 0900105 | 47.041 | Engineering Grants | 12,656 | - |
| National Science Foundation | Direct | | CMMI 0927475 | 47.041 | Engineering Grants | (691) | - |
| National Science Foundation | Direct | | CMMI 0927478 | 47.041 | Engineering Grants | 2,819 | - |
| National Science Foundation | Direct | | CMMI 0928193 | 47.041 | Engineering Grants | (4,117) | - |
| National Science Foundation | Direct | | CMMI 0954390 | 47.041 | Engineering Grants | 104,329 | - |
| National Science Foundation | Direct | | CMMI 0954422 | 47.041 | Engineering Grants | 32,832 | - |
| National Science Foundation | Direct | | CMMI 0969958 | 47.041 | Engineering Grants | 97,679 | - |
| National Science Foundation | Direct | | CMMI 1029388 | 47.041 | Engineering Grants | (23) | - |

The University of Michigan
Schedule of Expenditures of Federal Awards
For the Year Ended June 30, 2015

| Cluster Title/Federal Grantor/Program | Type | Pass-Through Grantor | Award Identifier | CFDA Number | CFDA Program Title | Federal Expenditures | Subrecipient |
|---------------------------------------|--------|----------------------|------------------|-------------|--------------------|----------------------|--------------|
| National Science Foundation | Direct | | CMMI 1030159 | 47.041 | Engineering Grants | 17,178 | - |
| National Science Foundation | Direct | | CMMI 1030887 | 47.041 | Engineering Grants | 751 | - |
| National Science Foundation | Direct | | CMMI 1041566 | 47.041 | Engineering Grants | 34,753 | 38,224 |
| National Science Foundation | Direct | | CMMI 1053145 | 47.041 | Engineering Grants | 53,507 | - |
| National Science Foundation | Direct | | CMMI 1068005 | 47.041 | Engineering Grants | 164,232 | - |
| National Science Foundation | Direct | | CMMI 1068638 | 47.041 | Engineering Grants | (344) | - |
| National Science Foundation | Direct | | CMMI 1068935 | 47.041 | Engineering Grants | 57,687 | - |
| National Science Foundation | Direct | | CMMI 1100807 | 47.041 | Engineering Grants | 42,847 | - |
| National Science Foundation | Direct | | CMMI 1129009 | 47.041 | Engineering Grants | 139,642 | - |
| National Science Foundation | Direct | | CMMI 1129611 | 47.041 | Engineering Grants | (559) | - |
| National Science Foundation | Direct | | CMMI 1130160 | 47.041 | Engineering Grants | 152,619 | - |
| National Science Foundation | Direct | | CMMI 1130275 | 47.041 | Engineering Grants | 88,117 | - |
| National Science Foundation | Direct | | CMMI 1131249 | 47.041 | Engineering Grants | 102,062 | - |
| National Science Foundation | Direct | | CMMI 1160915 | 47.041 | Engineering Grants | 25,758 | - |
| National Science Foundation | Direct | | CMMI 1160916 | 47.041 | Engineering Grants | 42,055 | - |
| National Science Foundation | Direct | | CMMI 1160937 | 47.041 | Engineering Grants | 160,049 | - |
| National Science Foundation | Direct | | CMMI 1160968 | 47.041 | Engineering Grants | 78,668 | - |
| National Science Foundation | Direct | | CMMI 1161123 | 47.041 | Engineering Grants | 58,036 | - |
| National Science Foundation | Direct | | CMMI 1161439 | 47.041 | Engineering Grants | 86,986 | - |
| National Science Foundation | Direct | | CMMI 1161874 | 47.041 | Engineering Grants | 75,386 | - |
| National Science Foundation | Direct | | CMMI 1232436 | 47.041 | Engineering Grants | 97,693 | - |
| National Science Foundation | Direct | | CMMI 1232683 | 47.041 | Engineering Grants | 59,986 | - |
| National Science Foundation | Direct | | CMMI 1232819 | 47.041 | Engineering Grants | 65,362 | - |
| National Science Foundation | Direct | | CMMI 1232883 | 47.041 | Engineering Grants | 120,129 | - |
| National Science Foundation | Direct | | CMMI 1232915 | 47.041 | Engineering Grants | 107,173 | - |
| National Science Foundation | Direct | | CMMI 1233095 | 47.041 | Engineering Grants | 159,220 | - |
| National Science Foundation | Direct | | CMMI 1233108 | 47.041 | Engineering Grants | 120,049 | - |
| National Science Foundation | Direct | | CMMI 1251891 | 47.041 | Engineering Grants | 109,721 | - |
| National Science Foundation | Direct | | CMMI 1253440 | 47.041 | Engineering Grants | 27,711 | - |
| National Science Foundation | Direct | | CMMI 1258323 | 47.041 | Engineering Grants | 132,840 | - |
| National Science Foundation | Direct | | CMMI 1265733 | 47.041 | Engineering Grants | 5,956 | - |
| National Science Foundation | Direct | | CMMI 1266088 | 47.041 | Engineering Grants | 882 | - |
| National Science Foundation | Direct | | CMMI 1266184 | 47.041 | Engineering Grants | 162,164 | - |
| National Science Foundation | Direct | | CMMI 1300010 | 47.041 | Engineering Grants | 41,729 | - |
| National Science Foundation | Direct | | CMMI 1300319 | 47.041 | Engineering Grants | 141,779 | - |
| National Science Foundation | Direct | | CMMI 1327316 | 47.041 | Engineering Grants | 12,213 | - |
| National Science Foundation | Direct | | CMMI 1331633 | 47.041 | Engineering Grants | 50,063 | - |
| National Science Foundation | Direct | | CMMI 1333260 | 47.041 | Engineering Grants | 147,899 | 23,564 |
| National Science Foundation | Direct | | CMMI 1334204 | 47.041 | Engineering Grants | 91,018 | - |
| National Science Foundation | Direct | | CMMI 1334272 | 47.041 | Engineering Grants | 78,613 | - |
| National Science Foundation | Direct | | CMMI 1334340 | 47.041 | Engineering Grants | 81,250 | - |
| National Science Foundation | Direct | | CMMI 1334394 | 47.041 | Engineering Grants | 41,591 | - |
| National Science Foundation | Direct | | CMMI 1334908 | 47.041 | Engineering Grants | 38,006 | - |
| National Science Foundation | Direct | | CMMI 1344372 | 47.041 | Engineering Grants | 90,429 | - |
| National Science Foundation | Direct | | CMMI 1350202 | 47.041 | Engineering Grants | 89,675 | - |
| National Science Foundation | Direct | | CMMI 1351403 | 47.041 | Engineering Grants | 30,324 | - |
| National Science Foundation | Direct | | CMMI 1351412 | 47.041 | Engineering Grants | 27,112 | - |
| National Science Foundation | Direct | | CMMI 1362003 | 47.041 | Engineering Grants | 46,992 | - |
| National Science Foundation | Direct | | CMMI 1362513 | 47.041 | Engineering Grants | 81,737 | - |
| National Science Foundation | Direct | | CMMI 1362547 | 47.041 | Engineering Grants | 55,587 | - |
| National Science Foundation | Direct | | CMMI 1362619 | 47.041 | Engineering Grants | 130,309 | - |
| National Science Foundation | Direct | | CMMI 1362975 | 47.041 | Engineering Grants | 24,828 | - |
| National Science Foundation | Direct | | CMMI 1414855 | 47.041 | Engineering Grants | 79,262 | - |
| National Science Foundation | Direct | | CMMI 1433066 | 47.041 | Engineering Grants | 78,759 | - |
| National Science Foundation | Direct | | CMMI 1434665 | 47.041 | Engineering Grants | 3,563 | - |
| National Science Foundation | Direct | | CMMI 1434693 | 47.041 | Engineering Grants | 77,271 | - |
| National Science Foundation | Direct | | CMMI 1435188 | 47.041 | Engineering Grants | 55,054 | - |
| National Science Foundation | Direct | | CMMI 1435222 | 47.041 | Engineering Grants | 78,996 | - |
| National Science Foundation | Direct | | CMMI 1436631 | 47.041 | Engineering Grants | 4,648 | - |
| National Science Foundation | Direct | | CMMI 1451078 | 47.041 | Engineering Grants | 103,989 | - |
| National Science Foundation | Direct | | CMMI1265164 | 47.041 | Engineering Grants | 80,645 | - |
| National Science Foundation | Direct | | CMMI-1266063 | 47.041 | Engineering Grants | 13,846 | - |
| National Science Foundation | Direct | | CMMI-1350605 | 47.041 | Engineering Grants | 61,036 | - |
| National Science Foundation | Direct | | CMMI-1351456 | 47.041 | Engineering Grants | 138,709 | - |
| National Science Foundation | Direct | | CMMI-1351469 | 47.041 | Engineering Grants | 87,902 | - |
| National Science Foundation | Direct | | CMMI-1453346 | 47.041 | Engineering Grants | 10,173 | - |
| National Science Foundation | Direct | | CMMI-1523453 | 47.041 | Engineering Grants | 14,084 | - |
| National Science Foundation | Direct | | CNS 1253172 | 47.041 | Engineering Grants | 30,523 | - |
| National Science Foundation | Direct | | ECES 0747623 | 47.041 | Engineering Grants | (1,190) | - |
| National Science Foundation | Direct | | ECES 0856213 | 47.041 | Engineering Grants | (1,734) | - |
| National Science Foundation | Direct | | ECES 0954621 | 47.041 | Engineering Grants | 7,099 | - |
| National Science Foundation | Direct | | ECES 1055308 | 47.041 | Engineering Grants | 72,715 | - |
| National Science Foundation | Direct | | ECES 1101868 | 47.041 | Engineering Grants | 145,051 | - |
| National Science Foundation | Direct | | ECES 1102067 | 47.041 | Engineering Grants | 26,018 | - |
| National Science Foundation | Direct | | ECES 1102127 | 47.041 | Engineering Grants | (26,005) | - |
| National Science Foundation | Direct | | ECES 1128157 | 47.041 | Engineering Grants | 21,767 | - |
| National Science Foundation | Direct | | ECES 1128386 | 47.041 | Engineering Grants | 163,069 | - |

The University of Michigan
Schedule of Expenditures of Federal Awards
For the Year Ended June 30, 2015

| Cluster Title/Federal Grantor/Program | Type | Pass-Through Grantor | Award Identifier | CFDA Number | CFDA Program Title | Federal Expenditures | Subrecipient |
|---------------------------------------|--------------|------------------------------------|-------------------------------|-------------|--------------------|----------------------|--------------|
| National Science Foundation | Direct | | ECCS 1202046 | 47.041 | Engineering Grants | 153,636 | - |
| National Science Foundation | Direct | | ECCS 1220715 | 47.041 | Engineering Grants | 106,500 | - |
| National Science Foundation | Direct | | ECCS 1227879 | 47.041 | Engineering Grants | 40,910 | - |
| National Science Foundation | Direct | | ECCS 1231171 | 47.041 | Engineering Grants | 160,313 | - |
| National Science Foundation | Direct | | ECCS 1231314 | 47.041 | Engineering Grants | 35,044 | - |
| National Science Foundation | Direct | | ECCS 1231826 | 47.041 | Engineering Grants | 64,024 | - |
| National Science Foundation | Direct | | ECCS 1254468 | 47.041 | Engineering Grants | 124,628 | - |
| National Science Foundation | Direct | | ECCS 1303499 | 47.041 | Engineering Grants | 102,672 | 15,047 |
| National Science Foundation | Direct | | ECCS 1305667 | 47.041 | Engineering Grants | 110,379 | - |
| National Science Foundation | Direct | | ECCS 1305931 | 47.041 | Engineering Grants | 14,319 | - |
| National Science Foundation | Direct | | ECCS 1307154 | 47.041 | Engineering Grants | 119,660 | - |
| National Science Foundation | Direct | | ECCS 1307744 | 47.041 | Engineering Grants | 124,308 | - |
| National Science Foundation | Direct | | ECCS 1307754 | 47.041 | Engineering Grants | 36,684 | - |
| National Science Foundation | Direct | | ECCS 1342121 | 47.041 | Engineering Grants | 60,860 | - |
| National Science Foundation | Direct | | ECCS 1343720 | 47.041 | Engineering Grants | 206,612 | - |
| National Science Foundation | Direct | | ECCS 1404814 | 47.041 | Engineering Grants | 12,317 | - |
| National Science Foundation | Direct | | ECCS 1405870 | 47.041 | Engineering Grants | 76,681 | - |
| National Science Foundation | Direct | | ECCS 1407580 | 47.041 | Engineering Grants | 32,002 | - |
| National Science Foundation | Direct | | ECCS 1407967 | 47.041 | Engineering Grants | 89,855 | - |
| National Science Foundation | Direct | | ECCS 1428069 | 47.041 | Engineering Grants | 86,163 | - |
| National Science Foundation | Direct | | ECCS-1002036 | 47.041 | Engineering Grants | (72) | - |
| National Science Foundation | Direct | | ECCS-1059177 | 47.041 | Engineering Grants | (7) | - |
| National Science Foundation | Direct | | ECCS-1452916 | 47.041 | Engineering Grants | 10,664 | - |
| National Science Foundation | Direct | | EEC 1137031 | 47.041 | Engineering Grants | 6,047 | - |
| National Science Foundation | Direct | | EEC 1159345 | 47.041 | Engineering Grants | 74,548 | - |
| National Science Foundation | Direct | | EEC 1240797 | 47.041 | Engineering Grants | 66,603 | - |
| National Science Foundation | Direct | | EEC 1249181 | 47.041 | Engineering Grants | 19,773 | - |
| National Science Foundation | Direct | | EEC 1264551 | 47.041 | Engineering Grants | 38,308 | - |
| National Science Foundation | Direct | | EEC 1340459 | 47.041 | Engineering Grants | 11,479 | - |
| National Science Foundation | Direct | | EEC-1329217 | 47.041 | Engineering Grants | 141,357 | 24,070 |
| National Science Foundation | Direct | | EECS 1407977 | 47.041 | Engineering Grants | 41,311 | - |
| National Science Foundation | Direct | | EECS 1054454 | 47.041 | Engineering Grants | 52,512 | - |
| National Science Foundation | Direct | | EFRI 0937323 | 47.041 | Engineering Grants | 160,005 | 161,724 |
| National Science Foundation | Direct | | EFRI 1240264 | 47.041 | Engineering Grants | 657,940 | 104,590 |
| National Science Foundation | Direct | | EFRI 1250738 | 47.041 | Engineering Grants | 24,189 | - |
| National Science Foundation | Direct | | EFRI 1332342 | 47.041 | Engineering Grants | 659,673 | 163,922 |
| National Science Foundation | Direct | | IIP 1445267 | 47.041 | Engineering Grants | 49,222 | - |
| National Science Foundation | Direct | | IIP 1134676 | 47.041 | Engineering Grants | 14,052 | - |
| National Science Foundation | Direct | | IIP 1230514 | 47.041 | Engineering Grants | 1,552 | - |
| National Science Foundation | Direct | | IIP 1265115 | 47.041 | Engineering Grants | 2,737 | - |
| National Science Foundation | Direct | | IIP 1331280 | 47.041 | Engineering Grants | 29,103 | - |
| National Science Foundation | Direct | | IIP 1340371 | 47.041 | Engineering Grants | 14,436 | - |
| National Science Foundation | Direct | | IIP 1342917 | 47.041 | Engineering Grants | 91,789 | - |
| National Science Foundation | Direct | | IIP 1343124 | 47.041 | Engineering Grants | 98,344 | - |
| National Science Foundation | Direct | | IIP 1355672 | 47.041 | Engineering Grants | 30,648 | - |
| National Science Foundation | Direct | | IIP 1358550 | 47.041 | Engineering Grants | 13,447 | - |
| National Science Foundation | Direct | | IIP 1439409 | 47.041 | Engineering Grants | 35,255 | - |
| National Science Foundation | Direct | | IIP 1443335 | 47.041 | Engineering Grants | 38,177 | - |
| National Science Foundation | Direct | | IIP 1445355 | 47.041 | Engineering Grants | 26,319 | - |
| National Science Foundation | Direct | | IIP 1445846 | 47.041 | Engineering Grants | 43,384 | - |
| National Science Foundation | Direct | | IIP 1462365 | 47.041 | Engineering Grants | 49,781 | - |
| National Science Foundation | Direct | | IIP 1463918 | 47.041 | Engineering Grants | 26,898 | - |
| National Science Foundation | Direct | | IIP 1464476 | 47.041 | Engineering Grants | 45,525 | - |
| National Science Foundation | Direct | | IIP 1464557 | 47.041 | Engineering Grants | 28,921 | - |
| National Science Foundation | Direct | | IIP-1332581 | 47.041 | Engineering Grants | (127) | - |
| National Science Foundation | Direct | | IIP-1339729 | 47.041 | Engineering Grants | 10,045 | - |
| National Science Foundation | Direct | | IIP-1342107 | 47.041 | Engineering Grants | 9,828 | - |
| National Science Foundation | Direct | | IIP-1405538 | 47.041 | Engineering Grants | 2,874 | - |
| National Science Foundation | Direct | | IIP-1444843 | 47.041 | Engineering Grants | 50,000 | - |
| National Science Foundation | Direct | | IIP-1464101 | 47.041 | Engineering Grants | 50,421 | - |
| National Science Foundation | Direct | | IIP-1506791 | 47.041 | Engineering Grants | 40,744 | - |
| National Science Foundation | Direct | | PHY 1156620 | 47.041 | Engineering Grants | 141,748 | - |
| National Science Foundation | Pass-Through | Carnegie Institution of Washington | 9-10424-01 | 47.041 | Engineering Grants | 734,800 | 197,824 |
| National Science Foundation | Pass-Through | Carnegie Institution of Washington | 9-10424-02 | 47.041 | Engineering Grants | 48,053 | - |
| National Science Foundation | Pass-Through | Cornell University | 44771-7472 | 47.041 | Engineering Grants | 1,320,464 | - |
| National Science Foundation | Pass-Through | Ecovia Renewables LLC | Roundtable Research Agreement | 47.041 | Engineering Grants | 40,096 | - |
| National Science Foundation | Pass-Through | FlexDex, Inc. | FlexDex-Ps | 47.041 | Engineering Grants | 11,205 | - |
| National Science Foundation | Pass-Through | Florida State University | R01736 | 47.041 | Engineering Grants | 38,270 | - |
| National Science Foundation | Pass-Through | Iowa State University | 420-72-34/19 69672 23 | 47.041 | Engineering Grants | 140,055 | - |
| National Science Foundation | Pass-Through | North Carolina State University | 2008-1015-13 | 47.041 | Engineering Grants | 16,648 | - |
| National Science Foundation | Pass-Through | North Carolina State University | 2010 0698 02 | 47.041 | Engineering Grants | 18,854 | - |
| National Science Foundation | Pass-Through | North Carolina State University | 2012-1067-04 | 47.041 | Engineering Grants | 123,696 | - |
| National Science Foundation | Pass-Through | Ohio State University, The | EEC 0914790/RF01188542 | 47.041 | Engineering Grants | 31,119 | - |
| National Science Foundation | Pass-Through | Stanford University | 60447212-111120-B | 47.041 | Engineering Grants | 149,474 | - |
| National Science Foundation | Pass-Through | STEL Technologies | Roundtable Research Agreement | 47.041 | Engineering Grants | 4,884 | - |
| National Science Foundation | Pass-Through | University of Colorado | 1549958 PO#1000175809 | 47.041 | Engineering Grants | 48,883 | - |
| National Science Foundation | Pass-Through | University of Massachusetts | 11-006642 G 00 | 47.041 | Engineering Grants | 35,000 | - |

The University of Michigan
Schedule of Expenditures of Federal Awards
For the Year Ended June 30, 2015

| Cluster Title/Federal Grantor/Program | Type | Pass-Through Grantor | Award Identifier | CFDA Number | CFDA Program Title | Federal Expenditures | Subrecipient |
|---------------------------------------|--------------|----------------------------------|-------------------|-------------|------------------------------------|----------------------|-------------------|
| National Science Foundation | Pass-Through | Vanderbilt University | 2699-18092 | 47.041 | Engineering Grants | 8,901 | - |
| National Science Foundation | Pass-Through | Virginia Commonwealth University | PT106594-SC103006 | 47.041 | Engineering Grants | 28,664 | - |
| | | | | | | <u>\$ 16,646,266</u> | <u>\$ 728,965</u> |
| National Science Foundation | Direct | | 1452636 | 47.049 | Mathematical and Physical Sciences | \$ 6,556 | \$ - |
| National Science Foundation | Direct | | 1460331 | 47.049 | Mathematical and Physical Sciences | 944 | - |
| National Science Foundation | Direct | | 1464477 | 47.049 | Mathematical and Physical Sciences | 5,912 | - |
| National Science Foundation | Direct | | 1500710 | 47.049 | Mathematical and Physical Sciences | 14,878 | - |
| National Science Foundation | Direct | | 1505635 | 47.049 | Mathematical and Physical Sciences | 98 | - |
| National Science Foundation | Direct | | 1506543 | 47.049 | Mathematical and Physical Sciences | 16,272 | - |
| National Science Foundation | Direct | | 1512982 | 47.049 | Mathematical and Physical Sciences | 4,920 | - |
| National Science Foundation | Direct | | 1516075 | 47.049 | Mathematical and Physical Sciences | 5,952 | - |
| National Science Foundation | Direct | | 1539709 | 47.049 | Mathematical and Physical Sciences | 12,190 | - |
| National Science Foundation | Direct | | AST 0907758 | 47.049 | Mathematical and Physical Sciences | 32,805 | - |
| National Science Foundation | Direct | | AST 1008342 | 47.049 | Mathematical and Physical Sciences | 81,667 | - |
| National Science Foundation | Direct | | AST 1008454 | 47.049 | Mathematical and Physical Sciences | 90,719 | - |
| National Science Foundation | Direct | | AST 1008800 | 47.049 | Mathematical and Physical Sciences | 119,593 | - |
| National Science Foundation | Direct | | AST 1107675 | 47.049 | Mathematical and Physical Sciences | 61,575 | - |
| National Science Foundation | Direct | | AST 1108963 | 47.049 | Mathematical and Physical Sciences | 92,808 | - |
| National Science Foundation | Direct | | AST 1210285 | 47.049 | Mathematical and Physical Sciences | 93,549 | - |
| National Science Foundation | Direct | | AST 1210973 | 47.049 | Mathematical and Physical Sciences | 128,367 | - |
| National Science Foundation | Direct | | AST 1210974 | 47.049 | Mathematical and Physical Sciences | 125,243 | - |
| National Science Foundation | Direct | | AST 1311698 | 47.049 | Mathematical and Physical Sciences | 120,167 | - |
| National Science Foundation | Direct | | AST 1311820 | 47.049 | Mathematical and Physical Sciences | 88,044 | - |
| National Science Foundation | Direct | | AST 1312997 | 47.049 | Mathematical and Physical Sciences | 94,647 | - |
| National Science Foundation | Direct | | AST 1344133 | 47.049 | Mathematical and Physical Sciences | 251,458 | 108,116 |
| National Science Foundation | Direct | | AST 1412144 | 47.049 | Mathematical and Physical Sciences | 51,526 | - |
| National Science Foundation | Direct | | AST0808043 | 47.049 | Mathematical and Physical Sciences | (6,712) | - |
| National Science Foundation | Direct | | CHE 0954610 | 47.049 | Mathematical and Physical Sciences | 116,447 | - |
| National Science Foundation | Direct | | CHE 0957591 | 47.049 | Mathematical and Physical Sciences | 26,705 | - |
| National Science Foundation | Direct | | CHE 1027729 | 47.049 | Mathematical and Physical Sciences | 4,451 | - |
| National Science Foundation | Direct | | CHE 1057331 | 47.049 | Mathematical and Physical Sciences | 59,326 | - |
| National Science Foundation | Direct | | CHE 1062654 | 47.049 | Mathematical and Physical Sciences | 80,095 | - |
| National Science Foundation | Direct | | CHE 1111000 | 47.049 | Mathematical and Physical Sciences | 57,896 | - |
| National Science Foundation | Direct | | CHE 1111218 | 47.049 | Mathematical and Physical Sciences | 84,096 | - |
| National Science Foundation | Direct | | CHE 1111495 | 47.049 | Mathematical and Physical Sciences | 85,632 | - |
| National Science Foundation | Direct | | CHE 1111563 | 47.049 | Mathematical and Physical Sciences | 3,199 | - |
| National Science Foundation | Direct | | CHE 1111770 | 47.049 | Mathematical and Physical Sciences | 193,736 | - |
| National Science Foundation | Direct | | CHE 1124724 | 47.049 | Mathematical and Physical Sciences | 114,750 | - |
| National Science Foundation | Direct | | CHE 1150660 | 47.049 | Mathematical and Physical Sciences | 134,998 | - |
| National Science Foundation | Direct | | CHE 1152055 | 47.049 | Mathematical and Physical Sciences | 97,547 | - |
| National Science Foundation | Direct | | CHE 1152531 | 47.049 | Mathematical and Physical Sciences | 69,303 | - |
| National Science Foundation | Direct | | CHE 1213484 | 47.049 | Mathematical and Physical Sciences | 115,355 | 31,681 |
| National Science Foundation | Direct | | CHE 1213620 | 47.049 | Mathematical and Physical Sciences | 96,883 | - |
| National Science Foundation | Direct | | CHE 1220121 | 47.049 | Mathematical and Physical Sciences | 96,738 | - |
| National Science Foundation | Direct | | CHE 1230236 | 47.049 | Mathematical and Physical Sciences | 405,828 | 87,713 |
| National Science Foundation | Direct | | CHE 1252322 | 47.049 | Mathematical and Physical Sciences | 112,932 | - |
| National Science Foundation | Direct | | CHE 1253384 | 47.049 | Mathematical and Physical Sciences | 161,676 | - |
| National Science Foundation | Direct | | CHE 1265491 | 47.049 | Mathematical and Physical Sciences | 280,253 | - |
| National Science Foundation | Direct | | CHE 1300239 | 47.049 | Mathematical and Physical Sciences | 143,396 | - |
| National Science Foundation | Direct | | CHE 1305777 | 47.049 | Mathematical and Physical Sciences | 168,161 | - |
| National Science Foundation | Direct | | CHE 1350060 | 47.049 | Mathematical and Physical Sciences | 162,942 | - |
| National Science Foundation | Direct | | CHE 1350877 | 47.049 | Mathematical and Physical Sciences | 79,106 | - |
| National Science Foundation | Direct | | CHE 1361542 | 47.049 | Mathematical and Physical Sciences | 160,599 | - |
| National Science Foundation | Direct | | CHE 1361779 | 47.049 | Mathematical and Physical Sciences | 172,330 | - |
| National Science Foundation | Direct | | CHE 1362120 | 47.049 | Mathematical and Physical Sciences | 78,549 | - |
| National Science Foundation | Direct | | CHE 1412759 | 47.049 | Mathematical and Physical Sciences | 158,623 | - |
| National Science Foundation | Direct | | CHE 1428479 | 47.049 | Mathematical and Physical Sciences | 29,374 | - |
| National Science Foundation | Direct | | CHE 1440118 | 47.049 | Mathematical and Physical Sciences | 180,485 | - |
| National Science Foundation | Direct | | CHE-1149670 | 47.049 | Mathematical and Physical Sciences | 80,696 | - |
| National Science Foundation | Direct | | DMR 0704480 | 47.049 | Mathematical and Physical Sciences | (3,219) | - |
| National Science Foundation | Direct | | DMR 0906909 | 47.049 | Mathematical and Physical Sciences | 69,581 | - |
| National Science Foundation | Direct | | DMR 1006154 | 47.049 | Mathematical and Physical Sciences | 30,628 | - |
| National Science Foundation | Direct | | DMR 1006500 | 47.049 | Mathematical and Physical Sciences | 48,394 | - |
| National Science Foundation | Direct | | DMR 1006835 | 47.049 | Mathematical and Physical Sciences | 6,714 | - |
| National Science Foundation | Direct | | DMR 1054303 | 47.049 | Mathematical and Physical Sciences | 125,194 | - |
| National Science Foundation | Direct | | DMR 1056456 | 47.049 | Mathematical and Physical Sciences | 95,669 | - |
| National Science Foundation | Direct | | DMR 1105361 | 47.049 | Mathematical and Physical Sciences | 263,328 | - |
| National Science Foundation | Direct | | DMR 1105409 | 47.049 | Mathematical and Physical Sciences | 208,008 | 147,648 |
| National Science Foundation | Direct | | DMR 1105575 | 47.049 | Mathematical and Physical Sciences | (15,055) | - |
| National Science Foundation | Direct | | DMR 1106058 | 47.049 | Mathematical and Physical Sciences | 100,371 | - |
| National Science Foundation | Direct | | DMR 1120187 | 47.049 | Mathematical and Physical Sciences | 282,205 | - |
| National Science Foundation | Direct | | DMR 1120923 | 47.049 | Mathematical and Physical Sciences | 2,062,121 | 443,970 |
| National Science Foundation | Direct | | DMR 1150593 | 47.049 | Mathematical and Physical Sciences | 115,660 | - |
| National Science Foundation | Direct | | DMR 1237550 | 47.049 | Mathematical and Physical Sciences | 38,825 | - |
| National Science Foundation | Direct | | DMR 1254314 | 47.049 | Mathematical and Physical Sciences | 128,708 | - |
| National Science Foundation | Direct | | DMR 1305749 | 47.049 | Mathematical and Physical Sciences | 110,359 | - |
| National Science Foundation | Direct | | DMR 1306815 | 47.049 | Mathematical and Physical Sciences | 195,668 | - |

The University of Michigan
Schedule of Expenditures of Federal Awards
For the Year Ended June 30, 2015

| Cluster Title/Federal Grantor/Program | Type | Pass-Through Grantor | Award Identifier | CFDA Number | CFDA Program Title | Federal Expenditures | Subrecipient |
|---------------------------------------|--------|----------------------|------------------|-------------|------------------------------------|----------------------|--------------|
| National Science Foundation | Direct | | DMR 1307884 | 47.049 | Mathematical and Physical Sciences | 147,296 | - |
| National Science Foundation | Direct | | DMR 1352157 | 47.049 | Mathematical and Physical Sciences | 193 | - |
| National Science Foundation | Direct | | DMR 1403335 | 47.049 | Mathematical and Physical Sciences | 65,579 | - |
| National Science Foundation | Direct | | DMR 1408817 | 47.049 | Mathematical and Physical Sciences | 85,750 | - |
| National Science Foundation | Direct | | DMR 1409529 | 47.049 | Mathematical and Physical Sciences | 119,467 | - |
| National Science Foundation | Direct | | DMR 1409620 | 47.049 | Mathematical and Physical Sciences | 155,692 | - |
| National Science Foundation | Direct | | DMR 1410282 | 47.049 | Mathematical and Physical Sciences | 215,372 | - |
| National Science Foundation | Direct | | DMR 1410461 | 47.049 | Mathematical and Physical Sciences | 14,671 | - |
| National Science Foundation | Direct | | DMR 1411014 | 47.049 | Mathematical and Physical Sciences | 124,145 | - |
| National Science Foundation | Direct | | DMR 1411064 | 47.049 | Mathematical and Physical Sciences | 85,494 | - |
| National Science Foundation | Direct | | DMR 1428226 | 47.049 | Mathematical and Physical Sciences | 271,224 | - |
| National Science Foundation | Direct | | DMR-1206575 | 47.049 | Mathematical and Physical Sciences | 122,549 | - |
| National Science Foundation | Direct | | DMR-1253347 | 47.049 | Mathematical and Physical Sciences | 121,174 | - |
| National Science Foundation | Direct | | DMR-1435965 | 47.049 | Mathematical and Physical Sciences | 223,567 | - |
| National Science Foundation | Direct | | DMS 0748389 | 47.049 | Mathematical and Physical Sciences | (1,835) | - |
| National Science Foundation | Direct | | DMS 0854897 | 47.049 | Mathematical and Physical Sciences | 1,821 | - |
| National Science Foundation | Direct | | DMS 0856640 | 47.049 | Mathematical and Physical Sciences | 35,367 | - |
| National Science Foundation | Direct | | DMS 0901145 | 47.049 | Mathematical and Physical Sciences | 48,518 | - |
| National Science Foundation | Direct | | DMS 0901205 | 47.049 | Mathematical and Physical Sciences | (750) | - |
| National Science Foundation | Direct | | DMS 0907949 | 47.049 | Mathematical and Physical Sciences | (1,259) | - |
| National Science Foundation | Direct | | DMS 0914567 | 47.049 | Mathematical and Physical Sciences | 6,307 | - |
| National Science Foundation | Direct | | DMS 0943832 | 47.049 | Mathematical and Physical Sciences | 475,920 | - |
| National Science Foundation | Direct | | DMS 0955463 | 47.049 | Mathematical and Physical Sciences | 145,818 | - |
| National Science Foundation | Direct | | DMS 1001740 | 47.049 | Mathematical and Physical Sciences | 1,991 | - |
| National Science Foundation | Direct | | DMS 1001764 | 47.049 | Mathematical and Physical Sciences | 59,044 | - |
| National Science Foundation | Direct | | DMS 1001829 | 47.049 | Mathematical and Physical Sciences | (767) | - |
| National Science Foundation | Direct | | DMS 1006294 | 47.049 | Mathematical and Physical Sciences | 33,972 | - |
| National Science Foundation | Direct | | DMS 1007751 | 47.049 | Mathematical and Physical Sciences | (52) | - |
| National Science Foundation | Direct | | DMS 1008341 | 47.049 | Mathematical and Physical Sciences | 8,999 | - |
| National Science Foundation | Direct | | DMS 1045119 | 47.049 | Mathematical and Physical Sciences | 414,118 | - |
| National Science Foundation | Direct | | DMS 1054115 | 47.049 | Mathematical and Physical Sciences | 86,179 | - |
| National Science Foundation | Direct | | DMS 1068190 | 47.049 | Mathematical and Physical Sciences | 23,889 | - |
| National Science Foundation | Direct | | DMS 1068646 | 47.049 | Mathematical and Physical Sciences | 674 | - |
| National Science Foundation | Direct | | DMS 1101152 | 47.049 | Mathematical and Physical Sciences | 27,385 | - |
| National Science Foundation | Direct | | DMS 1101373 | 47.049 | Mathematical and Physical Sciences | 10,153 | - |
| National Science Foundation | Direct | | DMS 1101434 | 47.049 | Mathematical and Physical Sciences | 94,451 | - |
| National Science Foundation | Direct | | DMS 1102614 | 47.049 | Mathematical and Physical Sciences | 17,473 | - |
| National Science Foundation | Direct | | DMS 1103368 | 47.049 | Mathematical and Physical Sciences | 24,746 | - |
| National Science Foundation | Direct | | DMS 1104696 | 47.049 | Mathematical and Physical Sciences | 4,361 | - |
| National Science Foundation | Direct | | DMS 1105189 | 47.049 | Mathematical and Physical Sciences | 15,603 | - |
| National Science Foundation | Direct | | DMS 1105586 | 47.049 | Mathematical and Physical Sciences | 16,311 | - |
| National Science Foundation | Direct | | DMS 1106695 | 47.049 | Mathematical and Physical Sciences | 8,815 | - |
| National Science Foundation | Direct | | DMS 1106772 | 47.049 | Mathematical and Physical Sciences | 82,883 | - |
| National Science Foundation | Direct | | DMS 1107796 | 47.049 | Mathematical and Physical Sciences | 96,835 | - |
| National Science Foundation | Direct | | DMS 1108969 | 47.049 | Mathematical and Physical Sciences | 5,854 | - |
| National Science Foundation | Direct | | DMS 1115252 | 47.049 | Mathematical and Physical Sciences | 3,593 | - |
| National Science Foundation | Direct | | DMS 1118673 | 47.049 | Mathematical and Physical Sciences | 31,597 | - |
| National Science Foundation | Direct | | DMS 1159005 | 47.049 | Mathematical and Physical Sciences | 78,417 | - |
| National Science Foundation | Direct | | DMS 1159265 | 47.049 | Mathematical and Physical Sciences | 102,654 | - |
| National Science Foundation | Direct | | DMS 1160720 | 47.049 | Mathematical and Physical Sciences | 93,573 | - |
| National Science Foundation | Direct | | DMS 1160726 | 47.049 | Mathematical and Physical Sciences | 102,312 | - |
| National Science Foundation | Direct | | DMS 1161372 | 47.049 | Mathematical and Physical Sciences | 30,557 | - |
| National Science Foundation | Direct | | DMS 1161735 | 47.049 | Mathematical and Physical Sciences | 96,223 | - |
| National Science Foundation | Direct | | DMS 1161838 | 47.049 | Mathematical and Physical Sciences | 47,609 | - |
| National Science Foundation | Direct | | DMS 1162181 | 47.049 | Mathematical and Physical Sciences | 77,947 | - |
| National Science Foundation | Direct | | DMS 1206131 | 47.049 | Mathematical and Physical Sciences | 124,881 | - |
| National Science Foundation | Direct | | DMS 1207693 | 47.049 | Mathematical and Physical Sciences | 10,451 | - |
| National Science Foundation | Direct | | DMS 1224656 | 47.049 | Mathematical and Physical Sciences | 26,001 | - |
| National Science Foundation | Direct | | DMS 1228164 | 47.049 | Mathematical and Physical Sciences | 152,490 | - |
| National Science Foundation | Direct | | DMS 1237234 | 47.049 | Mathematical and Physical Sciences | 21,813 | - |
| National Science Foundation | Direct | | DMS 1253149 | 47.049 | Mathematical and Physical Sciences | 91,312 | - |
| National Science Foundation | Direct | | DMS 1262798 | 47.049 | Mathematical and Physical Sciences | 2,642 | - |
| National Science Foundation | Direct | | DMS 1265256 | 47.049 | Mathematical and Physical Sciences | 116,572 | - |
| National Science Foundation | Direct | | DMS 1265782 | 47.049 | Mathematical and Physical Sciences | 33,163 | - |
| National Science Foundation | Direct | | DMS 1266207 | 47.049 | Mathematical and Physical Sciences | 89,388 | - |
| National Science Foundation | Direct | | DMS 1302032 | 47.049 | Mathematical and Physical Sciences | 67,612 | - |
| National Science Foundation | Direct | | DMS 1302162 | 47.049 | Mathematical and Physical Sciences | 21,341 | - |
| National Science Foundation | Direct | | DMS 1303082 | 47.049 | Mathematical and Physical Sciences | 40,799 | - |
| National Science Foundation | Direct | | DMS 1306992 | 47.049 | Mathematical and Physical Sciences | 80,854 | - |
| National Science Foundation | Direct | | DMS 1307164 | 47.049 | Mathematical and Physical Sciences | 73,412 | - |
| National Science Foundation | Direct | | DMS 1307566 | 47.049 | Mathematical and Physical Sciences | 127,586 | - |
| National Science Foundation | Direct | | DMS 1308919 | 47.049 | Mathematical and Physical Sciences | 20,772 | - |
| National Science Foundation | Direct | | DMS 1316731 | 47.049 | Mathematical and Physical Sciences | 74,823 | - |
| National Science Foundation | Direct | | DMS 1317730 | 47.049 | Mathematical and Physical Sciences | 97,452 | - |
| National Science Foundation | Direct | | DMS 1329726 | 47.049 | Mathematical and Physical Sciences | 64,657 | - |
| National Science Foundation | Direct | | DMS 1351362 | 47.049 | Mathematical and Physical Sciences | 56,160 | - |
| National Science Foundation | Direct | | DMS 1361541 | 47.049 | Mathematical and Physical Sciences | 36,269 | - |

The University of Michigan
Schedule of Expenditures of Federal Awards
For the Year Ended June 30, 2015

| Cluster Title/Federal Grantor/Program | Type | Pass-Through Grantor | Award Identifier | CFDA Number | CFDA Program Title | Federal Expenditures | Subrecipient |
|---------------------------------------|--------------|--|-----------------------------|-------------|------------------------------------|----------------------|---------------------|
| National Science Foundation | Direct | | DMS 1361782 | 47.049 | Mathematical and Physical Sciences | 99,692 | - |
| National Science Foundation | Direct | | DMS 1361838 | 47.049 | Mathematical and Physical Sciences | 21,815 | - |
| National Science Foundation | Direct | | DMS 1401224 | 47.049 | Mathematical and Physical Sciences | 96,408 | - |
| National Science Foundation | Direct | | DMS 1401227 | 47.049 | Mathematical and Physical Sciences | 50,987 | - |
| National Science Foundation | Direct | | DMS 1401384 | 47.049 | Mathematical and Physical Sciences | 69,261 | - |
| National Science Foundation | Direct | | DMS 1405245 | 47.049 | Mathematical and Physical Sciences | 79,385 | - |
| National Science Foundation | Direct | | DMS 1406066 | 47.049 | Mathematical and Physical Sciences | 45,956 | - |
| National Science Foundation | Direct | | DMS 1406712 | 47.049 | Mathematical and Physical Sciences | 35,131 | - |
| National Science Foundation | Direct | | DMS 1407142 | 47.049 | Mathematical and Physical Sciences | 31,715 | - |
| National Science Foundation | Direct | | DMS 1407698 | 47.049 | Mathematical and Physical Sciences | 19,867 | - |
| National Science Foundation | Direct | | DMS 1411824 | 47.049 | Mathematical and Physical Sciences | 25,506 | - |
| National Science Foundation | Direct | | DMS 1417053 | 47.049 | Mathematical and Physical Sciences | 117,553 | - |
| National Science Foundation | Direct | | DMS 1422335 | 47.049 | Mathematical and Physical Sciences | 12,961 | - |
| National Science Foundation | Direct | | DMS 1439930 | 47.049 | Mathematical and Physical Sciences | 22,310 | - |
| National Science Foundation | Direct | | DMS 1500184 | 47.049 | Mathematical and Physical Sciences | 12,901 | - |
| National Science Foundation | Direct | | DMS0748333 | 47.049 | Mathematical and Physical Sciences | 1,286 | - |
| National Science Foundation | Direct | | DMS-1115574 | 47.049 | Mathematical and Physical Sciences | 93,810 | - |
| National Science Foundation | Direct | | DMS-1121361 | 47.049 | Mathematical and Physical Sciences | 10,871 | 10,102 |
| National Science Foundation | Direct | | DMS-1208939 | 47.049 | Mathematical and Physical Sciences | 26,542 | - |
| National Science Foundation | Direct | | DMS-1224844 | 47.049 | Mathematical and Physical Sciences | 146,330 | - |
| National Science Foundation | Direct | | DMS1308890 | 47.049 | Mathematical and Physical Sciences | 55,203 | - |
| National Science Foundation | Direct | | DMS-1361789 | 47.049 | Mathematical and Physical Sciences | 77,886 | - |
| National Science Foundation | Direct | | DMS-1401380 | 47.049 | Mathematical and Physical Sciences | 59,316 | - |
| National Science Foundation | Direct | | DMS-1412119 | 47.049 | Mathematical and Physical Sciences | 22,525 | - |
| National Science Foundation | Direct | | DMS-1418964 | 47.049 | Mathematical and Physical Sciences | 64,893 | - |
| National Science Foundation | Direct | | DMS1522828 | 47.049 | Mathematical and Physical Sciences | 31,186 | - |
| National Science Foundation | Direct | | DMX 1115277 | 47.049 | Mathematical and Physical Sciences | 94,065 | - |
| National Science Foundation | Direct | | PHY 0748470 | 47.049 | Mathematical and Physical Sciences | 19,037 | - |
| National Science Foundation | Direct | | PHY 0941227 | 47.049 | Mathematical and Physical Sciences | 85,392 | - |
| National Science Foundation | Direct | | PHY 0953232 | 47.049 | Mathematical and Physical Sciences | 49,151 | - |
| National Science Foundation | Direct | | PHY 0957293 | 47.049 | Mathematical and Physical Sciences | 6,215 | - |
| National Science Foundation | Direct | | PHY 1004618 | 47.049 | Mathematical and Physical Sciences | 13,488 | - |
| National Science Foundation | Direct | | PHY 1049896 | 47.049 | Mathematical and Physical Sciences | 48,905 | - |
| National Science Foundation | Direct | | PHY 1054164 | 47.049 | Mathematical and Physical Sciences | 75,041 | - |
| National Science Foundation | Direct | | PHY 1058034 | 47.049 | Mathematical and Physical Sciences | 19,631 | - |
| National Science Foundation | Direct | | PHY 1062024 | 47.049 | Mathematical and Physical Sciences | 16,540 | - |
| National Science Foundation | Direct | | PHY 1104446 | 47.049 | Mathematical and Physical Sciences | 113,484 | 9,819 |
| National Science Foundation | Direct | | PHY 1204942 | 47.049 | Mathematical and Physical Sciences | 164,252 | - |
| National Science Foundation | Direct | | PHY 1205173 | 47.049 | Mathematical and Physical Sciences | 392,197 | - |
| National Science Foundation | Direct | | PHY 1205219 | 47.049 | Mathematical and Physical Sciences | 243,980 | - |
| National Science Foundation | Direct | | PHY 1205254 | 47.049 | Mathematical and Physical Sciences | 60,853 | - |
| National Science Foundation | Direct | | PHY 1205393 | 47.049 | Mathematical and Physical Sciences | 228,075 | - |
| National Science Foundation | Direct | | PHY 1205559 | 47.049 | Mathematical and Physical Sciences | 183,946 | - |
| National Science Foundation | Direct | | PHY 1262543 | 47.049 | Mathematical and Physical Sciences | 99,848 | - |
| National Science Foundation | Direct | | PHY 1262920 | 47.049 | Mathematical and Physical Sciences | 56,304 | - |
| National Science Foundation | Direct | | PHY 1305450 | 47.049 | Mathematical and Physical Sciences | 168,909 | - |
| National Science Foundation | Direct | | PHY 1358944 | 47.049 | Mathematical and Physical Sciences | 198,302 | - |
| National Science Foundation | Direct | | PHY 1360597 | 47.049 | Mathematical and Physical Sciences | 345,231 | - |
| National Science Foundation | Direct | | PHY 1401242 | 47.049 | Mathematical and Physical Sciences | 34,531 | - |
| National Science Foundation | Direct | | PHY 1402971 | 47.049 | Mathematical and Physical Sciences | 55,838 | - |
| National Science Foundation | Direct | | PHY 1413821 | 47.049 | Mathematical and Physical Sciences | 88,268 | - |
| National Science Foundation | Pass-Through | California Institute of Technology | 75ADV-109481 | 47.049 | Mathematical and Physical Sciences | 14,431 | - |
| National Science Foundation | Pass-Through | Columbia University | 7 (GG006141) | 47.049 | Mathematical and Physical Sciences | 391,254 | - |
| National Science Foundation | Pass-Through | Columbia University | 8 (GG006141) | 47.049 | Mathematical and Physical Sciences | 694,448 | 275,570 |
| National Science Foundation | Pass-Through | Emory University | T082879 | 47.049 | Mathematical and Physical Sciences | 242,686 | - |
| National Science Foundation | Pass-Through | Georgia Institute of Technology | R9758-G4 | 47.049 | Mathematical and Physical Sciences | 31,882 | - |
| National Science Foundation | Pass-Through | Georgia State University | SP00010644-02 | 47.049 | Mathematical and Physical Sciences | 41,064 | - |
| National Science Foundation | Pass-Through | Mathematical Association of America | Memorandum of Understanding | 47.049 | Mathematical and Physical Sciences | 20,462 | - |
| National Science Foundation | Pass-Through | Norfolk State University (NSU) | F1040044 | 47.049 | Mathematical and Physical Sciences | 43,631 | - |
| National Science Foundation | Pass-Through | Pennsylvania State University | 3743-UM-NSF-0404 | 47.049 | Mathematical and Physical Sciences | 134,909 | - |
| National Science Foundation | Pass-Through | Princeton University | SUB00000031 | 47.049 | Mathematical and Physical Sciences | 56,320 | - |
| National Science Foundation | Pass-Through | Rice University | PHY 1308264 | 47.049 | Mathematical and Physical Sciences | 24,211 | - |
| National Science Foundation | Pass-Through | University of Arizona | PO 252322 | 47.049 | Mathematical and Physical Sciences | 14,603 | - |
| National Science Foundation | Pass-Through | University of California - Santa Barbara | KK1516 | 47.049 | Mathematical and Physical Sciences | 2,908 | - |
| National Science Foundation | Pass-Through | University of Illinois-Urbana-Champaign | 2010-03235-01 Code A1694 | 47.049 | Mathematical and Physical Sciences | (684) | - |
| National Science Foundation | Pass-Through | University of Maryland, The | Z3785001 | 47.049 | Mathematical and Physical Sciences | 89,146 | - |
| National Science Foundation | Pass-Through | University of Notre Dame, The | 201646 | 47.049 | Mathematical and Physical Sciences | 19,461 | - |
| National Science Foundation | Pass-Through | University of Washington | 744904 | 47.049 | Mathematical and Physical Sciences | 559,630 | - |
| National Science Foundation | Pass-Through | University of Wisconsin | 420K976 | 47.049 | Mathematical and Physical Sciences | 69,022 | - |
| | | | | | | \$ 21,400,536 | \$ 1,114,619 |
| National Science Foundation | Direct | | 1501292 | 47.050 | Geosciences | 3,106 | - |
| National Science Foundation | Direct | | AGS 0946739 | 47.050 | Geosciences | 65,286 | - |
| National Science Foundation | Direct | | AGS 0952650 | 47.050 | Geosciences | 88,336 | - |
| National Science Foundation | Direct | | AGS 1005454 | 47.050 | Geosciences | 9,087 | - |
| National Science Foundation | Direct | | AGS 1010812 | 47.050 | Geosciences | 2,521 | - |
| National Science Foundation | Direct | | AGS 1042815 | 47.050 | Geosciences | 174,633 | - |
| National Science Foundation | Direct | | AGS 1043012 | 47.050 | Geosciences | 4,356 | - |

The University of Michigan
Schedule of Expenditures of Federal Awards
For the Year Ended June 30, 2015

| Cluster Title/Federal Grantor/Program | Type | Pass-Through Grantor | Award Identifier | CFDA Number | CFDA Program Title | Federal Expenditures | Subrecipient |
|---------------------------------------|--------|----------------------|------------------|-------------|--------------------|----------------------|--------------|
| National Science Foundation | Direct | | AGS 1101945 | 47.050 | Geosciences | (854) | - |
| National Science Foundation | Direct | | AGS 1102863 | 47.050 | Geosciences | 23,684 | - |
| National Science Foundation | Direct | | AGS 1111476 | 47.050 | Geosciences | 43,590 | - |
| National Science Foundation | Direct | | AGS 1118467 | 47.050 | Geosciences | (80,043) | - |
| National Science Foundation | Direct | | AGS 1138938 | 47.050 | Geosciences | 72,406 | - |
| National Science Foundation | Direct | | AGS 1154443 | 47.050 | Geosciences | 77,164 | - |
| National Science Foundation | Direct | | AGS 1202673 | 47.050 | Geosciences | 19,849 | - |
| National Science Foundation | Direct | | AGS 1202984 | 47.050 | Geosciences | 31,178 | - |
| National Science Foundation | Direct | | AGS 1203232 | 47.050 | Geosciences | 82,578 | - |
| National Science Foundation | Direct | | AGS 1242203 | 47.050 | Geosciences | 159,894 | 24,161 |
| National Science Foundation | Direct | | AGS 1242787 | 47.050 | Geosciences | 12,739 | - |
| National Science Foundation | Direct | | AGS 1242839 | 47.050 | Geosciences | 133,528 | - |
| National Science Foundation | Direct | | AGS 1255704 | 47.050 | Geosciences | 27,003 | - |
| National Science Foundation | Direct | | AGS 1257519 | 47.050 | Geosciences | 37,787 | - |
| National Science Foundation | Direct | | AGS 1262634 | 47.050 | Geosciences | 114,537 | - |
| National Science Foundation | Direct | | AGS 1265651 | 47.050 | Geosciences | 22,275 | - |
| National Science Foundation | Direct | | AGS 1322543 | 47.050 | Geosciences | 596,649 | - |
| National Science Foundation | Direct | | AGS 1342968 | 47.050 | Geosciences | 142,784 | - |
| National Science Foundation | Direct | | AGS 1344835 | 47.050 | Geosciences | 47,246 | - |
| National Science Foundation | Direct | | AGS 1358268 | 47.050 | Geosciences | 72,131 | - |
| National Science Foundation | Direct | | AGS 1358629 | 47.050 | Geosciences | 43,114 | - |
| National Science Foundation | Direct | | AGS 1414517 | 47.050 | Geosciences | 91,656 | - |
| National Science Foundation | Direct | | AGS-1231842 | 47.050 | Geosciences | 227,892 | - |
| National Science Foundation | Direct | | EAR 0907817 | 47.050 | Geosciences | 75,756 | - |
| National Science Foundation | Direct | | EAR 0944167 | 47.050 | Geosciences | 21,196 | - |
| National Science Foundation | Direct | | EAR 0952108 | 47.050 | Geosciences | (100) | - |
| National Science Foundation | Direct | | EAR 0957992 | 47.050 | Geosciences | 1,377 | - |
| National Science Foundation | Direct | | EAR 1019420 | 47.050 | Geosciences | 73,227 | - |
| National Science Foundation | Direct | | EAR 1019440 | 47.050 | Geosciences | 90,605 | - |
| National Science Foundation | Direct | | EAR 1024535 | 47.050 | Geosciences | 11,304 | - |
| National Science Foundation | Direct | | EAR 1045372 | 47.050 | Geosciences | 81,775 | - |
| National Science Foundation | Direct | | EAR 1049822 | 47.050 | Geosciences | 277,438 | - |
| National Science Foundation | Direct | | EAR 1050760 | 47.050 | Geosciences | 39,904 | - |
| National Science Foundation | Direct | | EAR 1118704 | 47.050 | Geosciences | 82,557 | - |
| National Science Foundation | Direct | | EAR 1123733 | 47.050 | Geosciences | 35,896 | - |
| National Science Foundation | Direct | | EAR 1151247 | 47.050 | Geosciences | 125,129 | - |
| National Science Foundation | Direct | | EAR 1151443 | 47.050 | Geosciences | 197,411 | - |
| National Science Foundation | Direct | | EAR 1211434 | 47.050 | Geosciences | 144,103 | - |
| National Science Foundation | Direct | | EAR 1219891 | 47.050 | Geosciences | 2,092 | - |
| National Science Foundation | Direct | | EAR 1223976 | 47.050 | Geosciences | 205,232 | - |
| National Science Foundation | Direct | | EAR 1225630 | 47.050 | Geosciences | 48,852 | - |
| National Science Foundation | Direct | | EAR 1245263 | 47.050 | Geosciences | 26,240 | - |
| National Science Foundation | Direct | | EAR 1246700 | 47.050 | Geosciences | 55,262 | - |
| National Science Foundation | Direct | | EAR 1249788 | 47.050 | Geosciences | 58,698 | - |
| National Science Foundation | Direct | | EAR 1250239 | 47.050 | Geosciences | 19,064 | - |
| National Science Foundation | Direct | | EAR 1250368 | 47.050 | Geosciences | 77,318 | - |
| National Science Foundation | Direct | | EAR 1264537 | 47.050 | Geosciences | (15,377) | - |
| National Science Foundation | Direct | | EAR 1264560 | 47.050 | Geosciences | 108,962 | 62,017 |
| National Science Foundation | Direct | | EAR 1337440 | 47.050 | Geosciences | 26,538 | - |
| National Science Foundation | Direct | | EAR 1338200 | 47.050 | Geosciences | 3,216 | - |
| National Science Foundation | Direct | | EAR 1344357 | 47.050 | Geosciences | 122,868 | - |
| National Science Foundation | Direct | | EAR 1416695 | 47.050 | Geosciences | 46,145 | - |
| National Science Foundation | Direct | | EAR 1422473 | 47.050 | Geosciences | 79,172 | - |
| National Science Foundation | Direct | | EAR 1426717 | 47.050 | Geosciences | 15,983 | - |
| National Science Foundation | Direct | | EAR-1338295 | 47.050 | Geosciences | 17,093 | - |
| National Science Foundation | Direct | | GEO 0814542 | 47.050 | Geosciences | 105,880 | 37,301 |
| National Science Foundation | Direct | | GEO 1214416 | 47.050 | Geosciences | 14,978 | - |
| National Science Foundation | Direct | | OCE 0902258 | 47.050 | Geosciences | (124) | - |
| National Science Foundation | Direct | | OCE 0927643 | 47.050 | Geosciences | 13,736 | - |
| National Science Foundation | Direct | | OCE 09607820 | 47.050 | Geosciences | (11,033) | - |
| National Science Foundation | Direct | | OCE 0968783 | 47.050 | Geosciences | 134,311 | - |
| National Science Foundation | Direct | | OCE 1003500 | 47.050 | Geosciences | (14) | - |
| National Science Foundation | Direct | | OCE 1029242 | 47.050 | Geosciences | 43,372 | - |
| National Science Foundation | Direct | | OCE 1038006 | 47.050 | Geosciences | 30,620 | - |
| National Science Foundation | Direct | | OCE 1059703 | 47.050 | Geosciences | 21,075 | - |
| National Science Foundation | Direct | | OCE 1129631 | 47.050 | Geosciences | (287) | - |
| National Science Foundation | Direct | | OCE 1249353 | 47.050 | Geosciences | 107,214 | - |
| National Science Foundation | Direct | | OCE 1261443 | 47.050 | Geosciences | 64,669 | - |
| National Science Foundation | Direct | | OCE 1304327 | 47.050 | Geosciences | 56,909 | - |
| National Science Foundation | Direct | | OCE 1334727 | 47.050 | Geosciences | 8,891 | - |
| National Science Foundation | Direct | | OCE 1334758 | 47.050 | Geosciences | 80,788 | - |
| National Science Foundation | Direct | | OCE 1339783 | 47.050 | Geosciences | 374,190 | - |
| National Science Foundation | Direct | | OCE 1351837 | 47.050 | Geosciences | 132,018 | - |
| National Science Foundation | Direct | | OCE 1356132 | 47.050 | Geosciences | 12,782 | - |
| National Science Foundation | Direct | | OCE 1433710 | 47.050 | Geosciences | 67,454 | - |
| National Science Foundation | Direct | | PLR 1246702 | 47.050 | Geosciences | 206,356 | - |
| National Science Foundation | Direct | | PLR 1341568 | 47.050 | Geosciences | 41,625 | - |

The University of Michigan
Schedule of Expenditures of Federal Awards
For the Year Ended June 30, 2015

| Cluster Title/Federal Grantor/Program | Type | Pass-Through Grantor | Award Identifier | CFDA Number | CFDA Program Title | Federal Expenditures | Subrecipient |
|---------------------------------------|--------------|----------------------------|------------------|-------------|--|----------------------|--------------|
| National Science Foundation | Direct | | PLR 1351745 | 47.050 | Geosciences | 69,385 | - |
| National Science Foundation | Direct | | PLR 1417668 | 47.050 | Geosciences | 63,118 | - |
| National Science Foundation | Direct | | PLR 1421603 | 47.050 | Geosciences | 8,577 | - |
| National Science Foundation | Direct | | PLR 1450497 | 47.050 | Geosciences | 28,909 | - |
| National Science Foundation | Pass-Through | Duke University | 14-NSF-1028 | 47.050 | Geosciences | 36,644 | - |
| National Science Foundation | Pass-Through | Emory University | T235468 | 47.050 | Geosciences | 23,753 | - |
| National Science Foundation | Pass-Through | Ohio State University, The | 60031346 | 47.050 | Geosciences | 96,491 | - |
| National Science Foundation | Pass-Through | University of Arizona | 125163 | 47.050 | Geosciences | 9,338 | - |
| | | | | | | \$ 6,342,673 | \$ 123,479 |
| National Science Foundation | Direct | | 1452793 | 47.070 | Computer and Information Science and Engineering | 26,073 | - |
| National Science Foundation | Direct | | 1453304 | 47.070 | Computer and Information Science and Engineering | 68,831 | - |
| National Science Foundation | Direct | | 1521524 | 47.070 | Computer and Information Science and Engineering | 18,512 | - |
| National Science Foundation | Direct | | 1523316 | 47.070 | Computer and Information Science and Engineering | 9,774 | - |
| National Science Foundation | Direct | | 1538638 | 47.070 | Computer and Information Science and Engineering | 60,495 | - |
| National Science Foundation | Direct | | 1539991 | 47.070 | Computer and Information Science and Engineering | 9,309 | - |
| National Science Foundation | Direct | | ACI 1440571 | 47.070 | Computer and Information Science and Engineering | 45,671 | - |
| National Science Foundation | Direct | | ACI 1448127 | 47.070 | Computer and Information Science and Engineering | 12,289 | - |
| National Science Foundation | Direct | | CCF 0743372 | 47.070 | Computer and Information Science and Engineering | 2,434 | - |
| National Science Foundation | Direct | | CCF 0746425 | 47.070 | Computer and Information Science and Engineering | 75,929 | - |
| National Science Foundation | Direct | | CCF 0845157 | 47.070 | Computer and Information Science and Engineering | 70,076 | - |
| National Science Foundation | Direct | | CCF 0905139 | 47.070 | Computer and Information Science and Engineering | 52,166 | - |
| National Science Foundation | Direct | | CCF 0910765 | 47.070 | Computer and Information Science and Engineering | 671,018 | - |
| National Science Foundation | Direct | | CCF 0953135 | 47.070 | Computer and Information Science and Engineering | 73,979 | - |
| National Science Foundation | Direct | | CCF 1017142 | 47.070 | Computer and Information Science and Engineering | 1,654 | - |
| National Science Foundation | Direct | | CCF 1017143 | 47.070 | Computer and Information Science and Engineering | 159,840 | - |
| National Science Foundation | Direct | | CCF 1029025 | 47.070 | Computer and Information Science and Engineering | 264,541 | - |
| National Science Foundation | Direct | | CCF 1048168 | 47.070 | Computer and Information Science and Engineering | 17,550 | - |
| National Science Foundation | Direct | | CCF 1054270 | 47.070 | Computer and Information Science and Engineering | 99,883 | - |
| National Science Foundation | Direct | | CCF 1101465 | 47.070 | Computer and Information Science and Engineering | 139,418 | 2,031 |
| National Science Foundation | Direct | | CCF 1111061 | 47.070 | Computer and Information Science and Engineering | 294,424 | 76,316 |
| National Science Foundation | Direct | | CCF 1115769 | 47.070 | Computer and Information Science and Engineering | (1,579) | - |
| National Science Foundation | Direct | | CCF 1116021 | 47.070 | Computer and Information Science and Engineering | 69,999 | - |
| National Science Foundation | Direct | | CCF 1116040 | 47.070 | Computer and Information Science and Engineering | 9,920 | - |
| National Science Foundation | Direct | | CCF 1116082 | 47.070 | Computer and Information Science and Engineering | 2,382 | - |
| National Science Foundation | Direct | | CCF 1116115 | 47.070 | Computer and Information Science and Engineering | 147,393 | - |
| National Science Foundation | Direct | | CCF 1138860 | 47.070 | Computer and Information Science and Engineering | 83,606 | - |
| National Science Foundation | Direct | | CCF 1149773 | 47.070 | Computer and Information Science and Engineering | 211,675 | - |
| National Science Foundation | Direct | | CCF 1161233 | 47.070 | Computer and Information Science and Engineering | 140,080 | - |
| National Science Foundation | Direct | | CCF 1161505 | 47.070 | Computer and Information Science and Engineering | 237,103 | - |
| National Science Foundation | Direct | | CCF 1162087 | 47.070 | Computer and Information Science and Engineering | 32,204 | - |
| National Science Foundation | Direct | | CCF 1217338 | 47.070 | Computer and Information Science and Engineering | 142,949 | - |
| National Science Foundation | Direct | | CCF 1255702 | 47.070 | Computer and Information Science and Engineering | 48,257 | - |
| National Science Foundation | Direct | | CCF 1256203 | 47.070 | Computer and Information Science and Engineering | 11,672 | - |
| National Science Foundation | Direct | | CCF 1318070 | 47.070 | Computer and Information Science and Engineering | 123,913 | - |
| National Science Foundation | Direct | | CCF 1318091 | 47.070 | Computer and Information Science and Engineering | 130,121 | - |
| National Science Foundation | Direct | | CCF 1319592 | 47.070 | Computer and Information Science and Engineering | 23,292 | - |
| National Science Foundation | Direct | | CCF 1320027 | 47.070 | Computer and Information Science and Engineering | 227,648 | - |
| National Science Foundation | Direct | | CCF 1421467 | 47.070 | Computer and Information Science and Engineering | 247 | - |
| National Science Foundation | Direct | | CCF 1422157 | 47.070 | Computer and Information Science and Engineering | 27,496 | - |
| National Science Foundation | Direct | | CCF 1422284 | 47.070 | Computer and Information Science and Engineering | 44,556 | - |
| National Science Foundation | Direct | | CCF 1438996 | 47.070 | Computer and Information Science and Engineering | 125,290 | - |
| National Science Foundation | Direct | | CCF 1442495 | 47.070 | Computer and Information Science and Engineering | 89,340 | - |
| National Science Foundation | Direct | | CCF 1442777 | 47.070 | Computer and Information Science and Engineering | 25,409 | - |
| National Science Foundation | Direct | | CCF-1216729 | 47.070 | Computer and Information Science and Engineering | 103,563 | - |
| National Science Foundation | Direct | | CCF-1217519 | 47.070 | Computer and Information Science and Engineering | 80,143 | - |
| National Science Foundation | Direct | | CCF-1217880 | 47.070 | Computer and Information Science and Engineering | 145,683 | - |
| National Science Foundation | Direct | | CCF-1217917 | 47.070 | Computer and Information Science and Engineering | 91,876 | - |
| National Science Foundation | Direct | | CCF-1217972 | 47.070 | Computer and Information Science and Engineering | 161,413 | - |
| National Science Foundation | Direct | | CCF-1406739 | 47.070 | Computer and Information Science and Engineering | 114,766 | - |
| National Science Foundation | Direct | | CCF1442773 | 47.070 | Computer and Information Science and Engineering | 38,111 | - |
| National Science Foundation | Direct | | CNS 0746906 | 47.070 | Computer and Information Science and Engineering | (26,168) | - |
| National Science Foundation | Direct | | CNS 0751116 | 47.070 | Computer and Information Science and Engineering | 170,561 | - |
| National Science Foundation | Direct | | CNS 0905143 | 47.070 | Computer and Information Science and Engineering | 102,283 | - |
| National Science Foundation | Direct | | CNS 0905149 | 47.070 | Computer and Information Science and Engineering | 120,265 | - |
| National Science Foundation | Direct | | CNS 0915782 | 47.070 | Computer and Information Science and Engineering | (585) | - |
| National Science Foundation | Direct | | CNS 0916126 | 47.070 | Computer and Information Science and Engineering | (230) | - |
| National Science Foundation | Direct | | CNS 0930813 | 47.070 | Computer and Information Science and Engineering | 38,986 | - |
| National Science Foundation | Direct | | CNS 0931474 | 47.070 | Computer and Information Science and Engineering | 18,012 | - |
| National Science Foundation | Direct | | CNS 0964120 | 47.070 | Computer and Information Science and Engineering | 600 | - |
| National Science Foundation | Direct | | CNS 0964478 | 47.070 | Computer and Information Science and Engineering | 126,384 | - |
| National Science Foundation | Direct | | CNS 0964545 | 47.070 | Computer and Information Science and Engineering | 282,908 | - |
| National Science Foundation | Direct | | CNS 1017148 | 47.070 | Computer and Information Science and Engineering | 61,330 | - |
| National Science Foundation | Direct | | CNS 1017149 | 47.070 | Computer and Information Science and Engineering | 86,184 | - |
| National Science Foundation | Direct | | CNS 1035236 | 47.070 | Computer and Information Science and Engineering | 73,048 | - |
| National Science Foundation | Direct | | CNS 1035271 | 47.070 | Computer and Information Science and Engineering | 61,987 | - |
| National Science Foundation | Direct | | CNS 1039657 | 47.070 | Computer and Information Science and Engineering | 266,774 | - |
| National Science Foundation | Direct | | CNS 1050157 | 47.070 | Computer and Information Science and Engineering | (404) | - |

The University of Michigan
Schedule of Expenditures of Federal Awards
For the Year Ended June 30, 2015

| Cluster Title/Federal Grantor/Program | Type | Pass-Through Grantor | Award Identifier | CFDA Number | CFDA Program Title | Federal Expenditures | Subrecipient |
|---------------------------------------|--------|----------------------|------------------|-------------|--|----------------------|--------------|
| National Science Foundation | Direct | | CNS 1059372 | 47.070 | Computer and Information Science and Engineering | 76,969 | - |
| National Science Foundation | Direct | | CNS 1111541 | 47.070 | Computer and Information Science and Engineering | 399,347 | - |
| National Science Foundation | Direct | | CNS 1111699 | 47.070 | Computer and Information Science and Engineering | 19,934 | - |
| National Science Foundation | Direct | | CNS 1114837 | 47.070 | Computer and Information Science and Engineering | 87,993 | - |
| National Science Foundation | Direct | | CNS 1138200 | 47.070 | Computer and Information Science and Engineering | (153) | - |
| National Science Foundation | Direct | | CNS 1149500 | 47.070 | Computer and Information Science and Engineering | (748) | - |
| National Science Foundation | Direct | | CNS 1153573 | 47.070 | Computer and Information Science and Engineering | (11,820) | - |
| National Science Foundation | Direct | | CNS 1156469 | 47.070 | Computer and Information Science and Engineering | 68,510 | - |
| National Science Foundation | Direct | | CNS 1160775 | 47.070 | Computer and Information Science and Engineering | 48,758 | - |
| National Science Foundation | Direct | | CNS 1217689 | 47.070 | Computer and Information Science and Engineering | (1,112) | - |
| National Science Foundation | Direct | | CNS 1217764 | 47.070 | Computer and Information Science and Engineering | 142,671 | - |
| National Science Foundation | Direct | | CNS 1224628 | 47.070 | Computer and Information Science and Engineering | 102,624 | - |
| National Science Foundation | Direct | | CNS 1238600 | 47.070 | Computer and Information Science and Engineering | 176,018 | - |
| National Science Foundation | Direct | | CNS 1239031 | 47.070 | Computer and Information Science and Engineering | 42,176 | - |
| National Science Foundation | Direct | | CNS 1255153 | 47.070 | Computer and Information Science and Engineering | 48,878 | - |
| National Science Foundation | Direct | | CNS 1317411 | 47.070 | Computer and Information Science and Engineering | 10,680 | - |
| National Science Foundation | Direct | | CNS 1318306 | 47.070 | Computer and Information Science and Engineering | 37,108 | - |
| National Science Foundation | Direct | | CNS 1318722 | 47.070 | Computer and Information Science and Engineering | 192,998 | - |
| National Science Foundation | Direct | | CNS 1319784 | 47.070 | Computer and Information Science and Engineering | 60,539 | - |
| National Science Foundation | Direct | | CNS 1329539 | 47.070 | Computer and Information Science and Engineering | 66,113 | - |
| National Science Foundation | Direct | | CNS 1329702 | 47.070 | Computer and Information Science and Engineering | 21,171 | - |
| National Science Foundation | Direct | | CNS 1330142 | 47.070 | Computer and Information Science and Engineering | 344,465 | - |
| National Science Foundation | Direct | | CNS 1331652 | 47.070 | Computer and Information Science and Engineering | 264,181 | - |
| National Science Foundation | Direct | | CNS 1345254 | 47.070 | Computer and Information Science and Engineering | 216,598 | - |
| National Science Foundation | Direct | | CNS 1350967 | 47.070 | Computer and Information Science and Engineering | 88,537 | - |
| National Science Foundation | Direct | | CNS 1409303 | 47.070 | Computer and Information Science and Engineering | 40,003 | - |
| National Science Foundation | Direct | | CNS 1409505 | 47.070 | Computer and Information Science and Engineering | 28,017 | - |
| National Science Foundation | Direct | | CNS 1419243 | 47.070 | Computer and Information Science and Engineering | 59,296 | - |
| National Science Foundation | Direct | | CNS 1421122 | 47.070 | Computer and Information Science and Engineering | 40,942 | - |
| National Science Foundation | Direct | | CNS 1421441 | 47.070 | Computer and Information Science and Engineering | 107,019 | - |
| National Science Foundation | Direct | | CNS 1422078 | 47.070 | Computer and Information Science and Engineering | 83,018 | - |
| National Science Foundation | Direct | | CNS 1422175 | 47.070 | Computer and Information Science and Engineering | 39,587 | - |
| National Science Foundation | Direct | | CNS 1422211 | 47.070 | Computer and Information Science and Engineering | 34,948 | - |
| National Science Foundation | Direct | | CNS 1440929 | 47.070 | Computer and Information Science and Engineering | 29,483 | - |
| National Science Foundation | Direct | | CNS 1446117 | 47.070 | Computer and Information Science and Engineering | 15,778 | - |
| National Science Foundation | Direct | | CNS 1446298 | 47.070 | Computer and Information Science and Engineering | 47,317 | - |
| National Science Foundation | Direct | | CNS 1455719 | 47.070 | Computer and Information Science and Engineering | 23,334 | - |
| National Science Foundation | Direct | | CNS 1463102 | 47.070 | Computer and Information Science and Engineering | 9,295 | 2,424 |
| National Science Foundation | Direct | | CNS 1463126 | 47.070 | Computer and Information Science and Engineering | 48,781 | - |
| National Science Foundation | Direct | | CNS-1238962 | 47.070 | Computer and Information Science and Engineering | 166,427 | - |
| National Science Foundation | Direct | | CNS-1239037 | 47.070 | Computer and Information Science and Engineering | 301,872 | - |
| National Science Foundation | Direct | | CNS1318294 | 47.070 | Computer and Information Science and Engineering | 165,580 | 22,375 |
| National Science Foundation | Direct | | CNS-1345226 | 47.070 | Computer and Information Science and Engineering | 14,202 | - |
| National Science Foundation | Direct | | CNS-1425485 | 47.070 | Computer and Information Science and Engineering | 19,199 | - |
| National Science Foundation | Direct | | IIS 0905460 | 47.070 | Computer and Information Science and Engineering | 44,386 | - |
| National Science Foundation | Direct | | IIS 0916099 | 47.070 | Computer and Information Science and Engineering | (2,269) | - |
| National Science Foundation | Direct | | IIS 0964512 | 47.070 | Computer and Information Science and Engineering | 39,198 | - |
| National Science Foundation | Direct | | IIS 0968489 | 47.070 | Computer and Information Science and Engineering | 33,072 | - |
| National Science Foundation | Direct | | IIS 1017296 | 47.070 | Computer and Information Science and Engineering | 143,362 | - |
| National Science Foundation | Direct | | IIS 1054199 | 47.070 | Computer and Information Science and Engineering | 84,059 | - |
| National Science Foundation | Direct | | IIS 1054913 | 47.070 | Computer and Information Science and Engineering | 31,742 | - |
| National Science Foundation | Direct | | IIS 1064606 | 47.070 | Computer and Information Science and Engineering | 124,217 | - |
| National Science Foundation | Direct | | IIS 1064948 | 47.070 | Computer and Information Science and Engineering | 212,671 | - |
| National Science Foundation | Direct | | IIS 1065027 | 47.070 | Computer and Information Science and Engineering | 96,598 | - |
| National Science Foundation | Direct | | IIS 1111494 | 47.070 | Computer and Information Science and Engineering | 217,403 | - |
| National Science Foundation | Direct | | IIS 1123965 | 47.070 | Computer and Information Science and Engineering | (950) | - |
| National Science Foundation | Direct | | IIS 1141517 | 47.070 | Computer and Information Science and Engineering | 83,014 | - |
| National Science Foundation | Direct | | IIS 1148668 | 47.070 | Computer and Information Science and Engineering | 12,622 | - |
| National Science Foundation | Direct | | IIS 1149601 | 47.070 | Computer and Information Science and Engineering | 91,422 | - |
| National Science Foundation | Direct | | IIS 1208233 | 47.070 | Computer and Information Science and Engineering | 1,701 | - |
| National Science Foundation | Direct | | IIS 1217183 | 47.070 | Computer and Information Science and Engineering | 37,155 | - |
| National Science Foundation | Direct | | IIS 1249312 | 47.070 | Computer and Information Science and Engineering | 5,477 | - |
| National Science Foundation | Direct | | IIS 1319365 | 47.070 | Computer and Information Science and Engineering | 70,609 | - |
| National Science Foundation | Direct | | IIS 1319810 | 47.070 | Computer and Information Science and Engineering | 90,071 | - |
| National Science Foundation | Direct | | IIS 1319922 | 47.070 | Computer and Information Science and Engineering | 47,634 | - |
| National Science Foundation | Direct | | IIS 1344257 | 47.070 | Computer and Information Science and Engineering | 146,845 | 44,951 |
| National Science Foundation | Direct | | IIS 1352915 | 47.070 | Computer and Information Science and Engineering | 118,381 | - |
| National Science Foundation | Direct | | IIS 1355633 | 47.070 | Computer and Information Science and Engineering | 132,651 | - |
| National Science Foundation | Direct | | IIS 1361274 | 47.070 | Computer and Information Science and Engineering | 108,817 | - |
| National Science Foundation | Direct | | IIS 1421168 | 47.070 | Computer and Information Science and Engineering | 16,189 | - |
| National Science Foundation | Direct | | IIS 1421391 | 47.070 | Computer and Information Science and Engineering | 84,101 | - |
| National Science Foundation | Direct | | IIS 1430613 | 47.070 | Computer and Information Science and Engineering | 156,584 | - |
| National Science Foundation | Direct | | IIS 1440360 | 47.070 | Computer and Information Science and Engineering | 37,986 | - |
| National Science Foundation | Direct | | IIS-1243651 | 47.070 | Computer and Information Science and Engineering | 257 | - |
| National Science Foundation | Direct | | IIS-1247414 | 47.070 | Computer and Information Science and Engineering | (240) | - |
| National Science Foundation | Direct | | IIS1249354 | 47.070 | Computer and Information Science and Engineering | 382 | - |
| National Science Foundation | Direct | | IIS-1252987 | 47.070 | Computer and Information Science and Engineering | (415) | - |

The University of Michigan
Schedule of Expenditures of Federal Awards
For the Year Ended June 30, 2015

| Cluster Title/Federal Grantor/Program | Type | Pass-Through Grantor | Award Identifier | CFDA Number | CFDA Program Title | Federal Expenditures | Subrecipient |
|---------------------------------------|--------------|------------------------------------|--------------------------------|-------------|---|----------------------|-------------------|
| National Science Foundation | Direct | | IIS-1318143 | 47.070 | Computer and Information Science and Engineering | 133,917 | - |
| National Science Foundation | Direct | | IIS1320078 | 47.070 | Computer and Information Science and Engineering | 57,067 | - |
| National Science Foundation | Direct | | IIS-1419590 | 47.070 | Computer and Information Science and Engineering | 8,195 | - |
| National Science Foundation | Direct | | IIS-1421438 | 47.070 | Computer and Information Science and Engineering | 79,273 | - |
| National Science Foundation | Direct | | IIS-1441415 | 47.070 | Computer and Information Science and Engineering | 102,201 | - |
| National Science Foundation | Direct | | IIS1445651 | 47.070 | Computer and Information Science and Engineering | 51,925 | - |
| National Science Foundation | Direct | | IIS-1516204 | 47.070 | Computer and Information Science and Engineering | 47,040 | - |
| National Science Foundation | Pass-Through | Cornell University | 66281-10037 | 47.070 | Computer and Information Science and Engineering | 71,953 | - |
| National Science Foundation | Pass-Through | Georgia Institute of Technology | RE444-G2 | 47.070 | Computer and Information Science and Engineering | 34,103 | - |
| National Science Foundation | Pass-Through | Raytheon Company | BBN #14059 PO #9500011107 | 47.070 | Computer and Information Science and Engineering | 58,741 | - |
| National Science Foundation | Pass-Through | University of California-San Diego | 49757132 | 47.070 | Computer and Information Science and Engineering | 239,262 | - |
| National Science Foundation | Pass-Through | University of Massachusetts | 13-007317 A | 47.070 | Computer and Information Science and Engineering | 41,017 | - |
| National Science Foundation | Pass-Through | Wayne State University | Research Subaward Agreement WS | 47.070 | Computer and Information Science and Engineering | 9,000 | - |
| | | | | | | \$ 13,219,288 | \$ 148,097 |
| National Science Foundation | Pass-Through | Intelligent Prosthetic Systems | Check# 1059 dtd 12/18/07 | 47.071 | Undergraduate Science, Engineering, and Mathematics | | |
| National Science Foundation | Direct | | 1451127 | 47.074 | Education | \$ 22,336 | \$ - |
| National Science Foundation | Direct | | 1452656 | 47.074 | Biological Sciences | \$ 11,800 | \$ - |
| National Science Foundation | Direct | | 1501159 | 47.074 | Biological Sciences | 9,763 | - |
| National Science Foundation | Direct | | 1501304 | 47.074 | Biological Sciences | 1,213 | - |
| National Science Foundation | Direct | | 1501788 | 47.074 | Biological Sciences | 1,465 | - |
| National Science Foundation | Direct | | DBI 1100208 | 47.074 | Biological Sciences | 4,777 | - |
| National Science Foundation | Direct | | DBI 1203382 | 47.074 | Biological Sciences | 37,143 | - |
| National Science Foundation | Direct | | DBI 1247821 | 47.074 | Biological Sciences | 17,076 | - |
| National Science Foundation | Direct | | DBI 1256001 | 47.074 | Biological Sciences | 15,229 | - |
| National Science Foundation | Direct | | DBI 1349276 | 47.074 | Biological Sciences | 221,595 | - |
| National Science Foundation | Direct | | DBI-1145367 | 47.074 | Biological Sciences | 83,763 | - |
| National Science Foundation | Direct | | DBI-1237487 | 47.074 | Biological Sciences | 229,991 | - |
| National Science Foundation | Direct | | DBI-1263079 | 47.074 | Biological Sciences | 24,122 | - |
| National Science Foundation | Direct | | DEB 0814340 | 47.074 | Biological Sciences | 153,397 | - |
| National Science Foundation | Direct | | DEB 0814623 | 47.074 | Biological Sciences | 11,186 | - |
| National Science Foundation | Direct | | DEB 0949550 | 47.074 | Biological Sciences | 21,108 | - |
| National Science Foundation | Direct | | DEB 1019527 | 47.074 | Biological Sciences | 6,222 | - |
| National Science Foundation | Direct | | DEB 1036393 | 47.074 | Biological Sciences | 25,171 | - |
| National Science Foundation | Direct | | DEB 1046121 | 47.074 | Biological Sciences | 41,036 | - |
| National Science Foundation | Direct | | DEB 1118815 | 47.074 | Biological Sciences | (7,923) | - |
| National Science Foundation | Direct | | DEB 1127250 | 47.074 | Biological Sciences | 100,344 | - |
| National Science Foundation | Direct | | DEB 1144922 | 47.074 | Biological Sciences | 125,486 | - |
| National Science Foundation | Direct | | DEB 1144923 | 47.074 | Biological Sciences | (605) | - |
| National Science Foundation | Direct | | DEB 1145989 | 47.074 | Biological Sciences | 15,550 | - |
| National Science Foundation | Direct | | DEB 1147336 | 47.074 | Biological Sciences | 123,102 | - |
| National Science Foundation | Direct | | DEB 1207915 | 47.074 | Biological Sciences | 4,687 | - |
| National Science Foundation | Direct | | DEB 1210359 | 47.074 | Biological Sciences | 209,497 | - |
| National Science Foundation | Direct | | DEB 1240869 | 47.074 | Biological Sciences | 8,117 | - |
| National Science Foundation | Direct | | DEB 1252664 | 47.074 | Biological Sciences | 10,976 | - |
| National Science Foundation | Direct | | DEB 1252841 | 47.074 | Biological Sciences | 143,210 | - |
| National Science Foundation | Direct | | DEB 1256330 | 47.074 | Biological Sciences | 16,022 | - |
| National Science Foundation | Direct | | DEB 1257080 | 47.074 | Biological Sciences | 143,190 | - |
| National Science Foundation | Direct | | DEB 1305836 | 47.074 | Biological Sciences | 144,834 | - |
| National Science Foundation | Direct | | DEB 1308457 | 47.074 | Biological Sciences | 102,583 | - |
| National Science Foundation | Direct | | DEB 1309072 | 47.074 | Biological Sciences | 4,599 | - |
| National Science Foundation | Direct | | DEB 1309786 | 47.074 | Biological Sciences | 17,369 | - |
| National Science Foundation | Direct | | DEB 1309805 | 47.074 | Biological Sciences | 2,092 | - |
| National Science Foundation | Direct | | DEB 1345063 | 47.074 | Biological Sciences | 1,571 | - |
| National Science Foundation | Direct | | DEB 1353070 | 47.074 | Biological Sciences | 35,018 | - |
| National Science Foundation | Direct | | DEB 1353806 | 47.074 | Biological Sciences | 6,713 | - |
| National Science Foundation | Direct | | DEB 1353908 | 47.074 | Biological Sciences | 39,133 | - |
| National Science Foundation | Direct | | DEB 1354048 | 47.074 | Biological Sciences | 95,718 | 7,079 |
| National Science Foundation | Direct | | DEB 1354625 | 47.074 | Biological Sciences | 128,603 | - |
| National Science Foundation | Direct | | DEB 1405286 | 47.074 | Biological Sciences | 99,410 | - |
| National Science Foundation | Direct | | DEB 1441677 | 47.074 | Biological Sciences | 4,089 | - |
| National Science Foundation | Direct | | DEB-1256115 | 47.074 | Biological Sciences | 15,512 | 9,391 |
| National Science Foundation | Direct | | EF 0811934 | 47.074 | Biological Sciences | 111,273 | - |
| National Science Foundation | Direct | | EF 0827493 | 47.074 | Biological Sciences | 59,494 | 21,945 |
| National Science Foundation | Direct | | EF 1038678 | 47.074 | Biological Sciences | 96,016 | 52,480 |
| National Science Foundation | Direct | | EF 1115030 | 47.074 | Biological Sciences | 40,475 | - |
| National Science Foundation | Direct | | EF 1115081 | 47.074 | Biological Sciences | 39,461 | - |
| National Science Foundation | Direct | | EF 1206134 | 47.074 | Biological Sciences | 22,903 | 6,577 |
| National Science Foundation | Direct | | EF 1303779 | 47.074 | Biological Sciences | 135,141 | - |
| National Science Foundation | Direct | | EF 1404964 | 47.074 | Biological Sciences | 109,254 | - |
| National Science Foundation | Direct | | EF 1405302 | 47.074 | Biological Sciences | 29,525 | - |
| National Science Foundation | Direct | | EF-1340681 | 47.074 | Biological Sciences | 102,088 | 3,215 |
| National Science Foundation | Direct | | IOS 0953106 | 47.074 | Biological Sciences | 20,879 | - |
| National Science Foundation | Direct | | IOS 1051034 | 47.074 | Biological Sciences | 33,910 | - |
| National Science Foundation | Direct | | IOS 1121496 | 47.074 | Biological Sciences | 197,066 | - |
| National Science Foundation | Direct | | IOS 1121602 | 47.074 | Biological Sciences | 121,585 | - |
| National Science Foundation | Direct | | IOS 1145337 | 47.074 | Biological Sciences | 109,417 | 13,806 |
| National Science Foundation | Direct | | | 47.074 | Biological Sciences | 102,547 | - |

The University of Michigan
Schedule of Expenditures of Federal Awards
For the Year Ended June 30, 2015

| Cluster Title/Federal Grantor/Program | Type | Pass-Through Grantor | Award Identifier | CFDA Number | CFDA Program Title | Federal Expenditures | Subrecipient |
|---------------------------------------|--------------|------------------------------|------------------------|-------------|---|----------------------|-------------------|
| National Science Foundation | Direct | | IOS 1146132 | 47.074 | Biological Sciences | 135,976 | - |
| National Science Foundation | Direct | | IOS 1146139 | 47.074 | Biological Sciences | 49,715 | - |
| National Science Foundation | Direct | | IOS 1255974 | 47.074 | Biological Sciences | 27,419 | - |
| National Science Foundation | Direct | | IOS 1353914 | 47.074 | Biological Sciences | 143,348 | - |
| National Science Foundation | Direct | | IOS 1354046 | 47.074 | Biological Sciences | 143,677 | - |
| National Science Foundation | Direct | | IOS1353263 | 47.074 | Biological Sciences | 129,973 | - |
| National Science Foundation | Direct | | MCB 1021013 | 47.074 | Biological Sciences | 21,434 | - |
| National Science Foundation | Direct | | MCB 1050948 | 47.074 | Biological Sciences | 252,239 | - |
| National Science Foundation | Direct | | MCB 1120271 | 47.074 | Biological Sciences | 221,873 | - |
| National Science Foundation | Direct | | MCB 1121575 | 47.074 | Biological Sciences | 84,000 | - |
| National Science Foundation | Direct | | MCB 1157800 | 47.074 | Biological Sciences | 202,747 | 55,717 |
| National Science Foundation | Direct | | MCB 1329578 | 47.074 | Biological Sciences | 176,840 | - |
| National Science Foundation | Direct | | MCB-1329437 | 47.074 | Biological Sciences | 136,927 | - |
| National Science Foundation | Direct | | MCB1411565 | 47.074 | Biological Sciences | 183,315 | 4,608 |
| National Science Foundation | Pass-Through | Cornell University | 61468-9773 | 47.074 | Biological Sciences | 2,445 | - |
| National Science Foundation | Pass-Through | Marine Biological Laboratory | 40985 | 47.074 | Biological Sciences | 49,915 | - |
| National Science Foundation | Pass-Through | Michigan State University | RC100168UM | 47.074 | Biological Sciences | 284,181 | - |
| National Science Foundation | Pass-Through | Michigan State University | RC103678UM | 47.074 | Biological Sciences | 4,019 | - |
| National Science Foundation | Pass-Through | University of Colorado | 1548623 PO# 1000038477 | 47.074 | Biological Sciences | 50,798 | - |
| | | | | | | \$ 6,136,829 | \$ 174,818 |
| National Science Foundation | Direct | | 1458926 | 47.075 | Social, Behavioral, and Economic Sciences | 1,341 | - |
| National Science Foundation | Direct | | 1517701 | 47.075 | Social, Behavioral, and Economic Sciences | 3,164 | - |
| National Science Foundation | Direct | | BCS 0820309 | 47.075 | Social, Behavioral, and Economic Sciences | 393,882 | - |
| National Science Foundation | Direct | | BCS 0822748 | 47.075 | Social, Behavioral, and Economic Sciences | 4,792 | - |
| National Science Foundation | Direct | | BCS 0842446 | 47.075 | Social, Behavioral, and Economic Sciences | 63,340 | - |
| National Science Foundation | Direct | | BCS 0962807 | 47.075 | Social, Behavioral, and Economic Sciences | 51,438 | - |
| National Science Foundation | Direct | | BCS 0964424 | 47.075 | Social, Behavioral, and Economic Sciences | 65,630 | - |
| National Science Foundation | Direct | | BCS 1024857 | 47.075 | Social, Behavioral, and Economic Sciences | 100,590 | - |
| National Science Foundation | Direct | | BCS 1029056 | 47.075 | Social, Behavioral, and Economic Sciences | (1,366) | - |
| National Science Foundation | Direct | | BCS 1111019 | 47.075 | Social, Behavioral, and Economic Sciences | 125,450 | - |
| National Science Foundation | Direct | | BCS 1125519 | 47.075 | Social, Behavioral, and Economic Sciences | 29,442 | - |
| National Science Foundation | Direct | | BCS 1152819 | 47.075 | Social, Behavioral, and Economic Sciences | 85,272 | - |
| National Science Foundation | Direct | | BCS 1157160 | 47.075 | Social, Behavioral, and Economic Sciences | (863) | - |
| National Science Foundation | Direct | | BCS 1208369 | 47.075 | Social, Behavioral, and Economic Sciences | (273) | - |
| National Science Foundation | Direct | | BCS 1224697 | 47.075 | Social, Behavioral, and Economic Sciences | 3,333 | - |
| National Science Foundation | Direct | | BCS 1225872 | 47.075 | Social, Behavioral, and Economic Sciences | 534 | - |
| National Science Foundation | Direct | | BCS 1231790 | 47.075 | Social, Behavioral, and Economic Sciences | 674 | - |
| National Science Foundation | Direct | | BCS 1241811 | 47.075 | Social, Behavioral, and Economic Sciences | 45,728 | - |
| National Science Foundation | Direct | | BCS 1259122 | 47.075 | Social, Behavioral, and Economic Sciences | 41,888 | - |
| National Science Foundation | Direct | | BCS 1263150 | 47.075 | Social, Behavioral, and Economic Sciences | 94,033 | - |
| National Science Foundation | Direct | | BCS 1264315 | 47.075 | Social, Behavioral, and Economic Sciences | 103,692 | - |
| National Science Foundation | Direct | | BCS 1303019 | 47.075 | Social, Behavioral, and Economic Sciences | (7,955) | - |
| National Science Foundation | Direct | | BCS 1322330 | 47.075 | Social, Behavioral, and Economic Sciences | 15,888 | - |
| National Science Foundation | Direct | | BCS 1322346 | 47.075 | Social, Behavioral, and Economic Sciences | 3,160 | - |
| National Science Foundation | Direct | | BCS 1322544 | 47.075 | Social, Behavioral, and Economic Sciences | 3,590 | - |
| National Science Foundation | Direct | | BCS 1322558 | 47.075 | Social, Behavioral, and Economic Sciences | 3,591 | - |
| National Science Foundation | Direct | | BCS 1333539 | 47.075 | Social, Behavioral, and Economic Sciences | (247) | - |
| National Science Foundation | Direct | | BCS 1340911 | 47.075 | Social, Behavioral, and Economic Sciences | 7,970 | - |
| National Science Foundation | Direct | | BCS 1341211 | 47.075 | Social, Behavioral, and Economic Sciences | 7,100 | - |
| National Science Foundation | Direct | | BCS 1348013 | 47.075 | Social, Behavioral, and Economic Sciences | 3,950 | - |
| National Science Foundation | Direct | | BCS 1348150 | 47.075 | Social, Behavioral, and Economic Sciences | 77,228 | - |
| National Science Foundation | Direct | | BCS 1348957 | 47.075 | Social, Behavioral, and Economic Sciences | 53,923 | - |
| National Science Foundation | Direct | | BCS 1423916 | 47.075 | Social, Behavioral, and Economic Sciences | 4,441 | - |
| National Science Foundation | Direct | | BCS 1440017 | 47.075 | Social, Behavioral, and Economic Sciences | 5,876 | - |
| National Science Foundation | Direct | | BCS 1441241 | 47.075 | Social, Behavioral, and Economic Sciences | 10,950 | - |
| National Science Foundation | Direct | | BCS 1509457 | 47.075 | Social, Behavioral, and Economic Sciences | 48,348 | - |
| National Science Foundation | Direct | | BCS-0818478 | 47.075 | Social, Behavioral, and Economic Sciences | 30,832 | - |
| National Science Foundation | Direct | | BCS-1258616 | 47.075 | Social, Behavioral, and Economic Sciences | 657 | - |
| National Science Foundation | Direct | | BCS1354814 | 47.075 | Social, Behavioral, and Economic Sciences | 73,406 | - |
| National Science Foundation | Direct | | BCS1356118 | 47.075 | Social, Behavioral, and Economic Sciences | 196,902 | - |
| National Science Foundation | Direct | | BCS-1420042 | 47.075 | Social, Behavioral, and Economic Sciences | 122,239 | - |
| National Science Foundation | Direct | | BCS-1461348 | 47.075 | Social, Behavioral, and Economic Sciences | 32,970 | - |
| National Science Foundation | Direct | | NCSE 1424081 | 47.075 | Social, Behavioral, and Economic Sciences | 32,229 | - |
| National Science Foundation | Direct | | SES 0535334 | 47.075 | Social, Behavioral, and Economic Sciences | 142,766 | - |
| National Science Foundation | Direct | | SES 0937727 | 47.075 | Social, Behavioral, and Economic Sciences | 102,323 | - |
| National Science Foundation | Direct | | SES 0962492 | 47.075 | Social, Behavioral, and Economic Sciences | (221) | - |
| National Science Foundation | Direct | | SES 1021915 | 47.075 | Social, Behavioral, and Economic Sciences | 1,835 | - |
| National Science Foundation | Direct | | SES 1023231 | 47.075 | Social, Behavioral, and Economic Sciences | 433,091 | 276,644 |
| National Science Foundation | Direct | | SES 1023727 | 47.075 | Social, Behavioral, and Economic Sciences | 28,250 | - |
| National Science Foundation | Direct | | SES 1059758 | 47.075 | Social, Behavioral, and Economic Sciences | 31,621 | - |
| National Science Foundation | Direct | | SES 1061831 | 47.075 | Social, Behavioral, and Economic Sciences | (6,637) | - |
| National Science Foundation | Direct | | SES 1061930 | 47.075 | Social, Behavioral, and Economic Sciences | 63,895 | - |
| National Science Foundation | Direct | | SES 1120976 | 47.075 | Social, Behavioral, and Economic Sciences | 64,389 | - |
| National Science Foundation | Direct | | SES 1122994 | 47.075 | Social, Behavioral, and Economic Sciences | 53,786 | - |
| National Science Foundation | Direct | | SES 1127570 | 47.075 | Social, Behavioral, and Economic Sciences | 90,721 | - |
| National Science Foundation | Direct | | SES 1131500 | 47.075 | Social, Behavioral, and Economic Sciences | 850,341 | - |
| National Science Foundation | Direct | | SES 1155146 | 47.075 | Social, Behavioral, and Economic Sciences | (2) | - |

The University of Michigan
Schedule of Expenditures of Federal Awards
For the Year Ended June 30, 2015

| Cluster Title/Federal Grantor/Program | Type | Pass-Through Grantor | Award Identifier | CFDA Number | CFDA Program Title | Federal Expenditures | Subrecipient |
|---------------------------------------|--------------|--------------------------------------|--------------------------------|-------------|---|----------------------|-------------------|
| National Science Foundation | Direct | | SES 1157698 | 47.075 | Social, Behavioral, and Economic Sciences | 2,052,150 | - |
| National Science Foundation | Direct | | SES 1229261 | 47.075 | Social, Behavioral, and Economic Sciences | 33,969 | - |
| National Science Foundation | Direct | | SES 1229957 | 47.075 | Social, Behavioral, and Economic Sciences | 73,922 | - |
| National Science Foundation | Direct | | SES 1230017 | 47.075 | Social, Behavioral, and Economic Sciences | 166,359 | - |
| National Science Foundation | Direct | | SES 1243043 | 47.075 | Social, Behavioral, and Economic Sciences | 8,346 | - |
| National Science Foundation | Direct | | SES 1244671 | 47.075 | Social, Behavioral, and Economic Sciences | 166,848 | - |
| National Science Foundation | Direct | | SES 1247565 | 47.075 | Social, Behavioral, and Economic Sciences | 124,308 | - |
| National Science Foundation | Direct | | SES 1260476 | 47.075 | Social, Behavioral, and Economic Sciences | 4,819 | - |
| National Science Foundation | Direct | | SES 1260911 | 47.075 | Social, Behavioral, and Economic Sciences | 3,095 | - |
| National Science Foundation | Direct | | SES 1302027 | 47.075 | Social, Behavioral, and Economic Sciences | 1,391 | - |
| National Science Foundation | Direct | | SES 1322774 | 47.075 | Social, Behavioral, and Economic Sciences | 4,471 | - |
| National Science Foundation | Direct | | SES 1323916 | 47.075 | Social, Behavioral, and Economic Sciences | 3,321 | - |
| National Science Foundation | Direct | | SES 1325881 | 47.075 | Social, Behavioral, and Economic Sciences | 141,417 | - |
| National Science Foundation | Direct | | SES 1353293 | 47.075 | Social, Behavioral, and Economic Sciences | 8,241 | - |
| National Science Foundation | Direct | | SES 1360738 | 47.075 | Social, Behavioral, and Economic Sciences | 33,460 | - |
| National Science Foundation | Direct | | SES 1409092 | 47.075 | Social, Behavioral, and Economic Sciences | 3,219 | - |
| National Science Foundation | Direct | | SES 1420973 | 47.075 | Social, Behavioral, and Economic Sciences | 110,267 | - |
| National Science Foundation | Direct | | SES 1444500 | 47.075 | Social, Behavioral, and Economic Sciences | 979 | - |
| National Science Foundation | Direct | | SES 1444721 | 47.075 | Social, Behavioral, and Economic Sciences | 600,346 | - |
| National Science Foundation | Direct | | SES 1451100 | 47.075 | Social, Behavioral, and Economic Sciences | 57,461 | - |
| National Science Foundation | Direct | | SES-0924250 | 47.075 | Social, Behavioral, and Economic Sciences | 23,894 | - |
| National Science Foundation | Direct | | SES-1026225 | 47.075 | Social, Behavioral, and Economic Sciences | 62,285 | - |
| National Science Foundation | Direct | | SES-1154687 | 47.075 | Social, Behavioral, and Economic Sciences | 19,514 | - |
| National Science Foundation | Direct | | SES1324689 | 47.075 | Social, Behavioral, and Economic Sciences | 200,763 | - |
| National Science Foundation | Direct | | SES1326365 | 47.075 | Social, Behavioral, and Economic Sciences | 185,360 | - |
| National Science Foundation | Direct | | SES1357561 | 47.075 | Social, Behavioral, and Economic Sciences | 104,157 | - |
| National Science Foundation | Direct | | SES1409660 | 47.075 | Social, Behavioral, and Economic Sciences | 6,062 | - |
| National Science Foundation | Direct | | SES-1419604 | 47.075 | Social, Behavioral, and Economic Sciences | 47,644 | 14,730 |
| National Science Foundation | Direct | | SMA 1062317 | 47.075 | Social, Behavioral, and Economic Sciences | 91,377 | - |
| National Science Foundation | Direct | | SMA 1158711 | 47.075 | Social, Behavioral, and Economic Sciences | 7,788 | - |
| National Science Foundation | Direct | | SMA 1258891 | 47.075 | Social, Behavioral, and Economic Sciences | (6,474) | - |
| National Science Foundation | Direct | | SMA 1262447 | 47.075 | Social, Behavioral, and Economic Sciences | 266,749 | 80,660 |
| National Science Foundation | Direct | | SMA 1407587 | 47.075 | Social, Behavioral, and Economic Sciences | 86,785 | - |
| National Science Foundation | Pass-Through | American Geographers, Association of | Subcontract # F7110 | 47.075 | Social, Behavioral, and Economic Sciences | 65,852 | - |
| National Science Foundation | Pass-Through | Arizona State University | subaward no 13-066 | 47.075 | Social, Behavioral, and Economic Sciences | 193,777 | - |
| National Science Foundation | Pass-Through | Cornell University | 64184 9947 | 47.075 | Social, Behavioral, and Economic Sciences | 28,748 | - |
| National Science Foundation | Pass-Through | Syracuse University | 25050 02898 S02 Prime BCS 1132 | 47.075 | Social, Behavioral, and Economic Sciences | 6,020 | - |
| National Science Foundation | Pass-Through | University of California-San Diego | 1127643 | 47.075 | Social, Behavioral, and Economic Sciences | 16,536 | - |
| | | | | | | \$ 8,800,153 | \$ 372,034 |
| National Science Foundation | Direct | | 1539713 | 47.076 | Education and Human Resources | \$ 19,262 | \$ - |
| National Science Foundation | Direct | | DGE 0654014 | 47.076 | Education and Human Resources | 10,201 | 6,779 |
| National Science Foundation | Direct | | DGE 0903629 | 47.076 | Education and Human Resources | 333,590 | - |
| National Science Foundation | Direct | | DGE 1256260 | 47.076 | Education and Human Resources | 8,146,565 | - |
| National Science Foundation | Direct | | DGE 1419280 | 47.076 | Education and Human Resources | 26,010 | - |
| National Science Foundation | Direct | | DGE 1439520 | 47.076 | Education and Human Resources | 56,588 | - |
| National Science Foundation | Direct | | DRL 0745474 | 47.076 | Education and Human Resources | 15,865 | - |
| National Science Foundation | Direct | | DRL 0822038 | 47.076 | Education and Human Resources | 264,025 | 28,326 |
| National Science Foundation | Direct | | DRL 0918425 | 47.076 | Education and Human Resources | 543,826 | 102,576 |
| National Science Foundation | Direct | | DRL 0918590 | 47.076 | Education and Human Resources | 81,763 | - |
| National Science Foundation | Direct | | DRL 1007753 | 47.076 | Education and Human Resources | 7,963 | - |
| National Science Foundation | Direct | | DRL 1008317 | 47.076 | Education and Human Resources | 539,054 | - |
| National Science Foundation | Direct | | DRL 1008327 | 47.076 | Education and Human Resources | 435,251 | - |
| National Science Foundation | Direct | | DRL 1019513 | 47.076 | Education and Human Resources | 45,692 | - |
| National Science Foundation | Direct | | DRL 1020027 | 47.076 | Education and Human Resources | 167,664 | 1,967 |
| National Science Foundation | Direct | | DRL 1108778 | 47.076 | Education and Human Resources | 371,079 | 244,650 |
| National Science Foundation | Direct | | DRL 1118745 | 47.076 | Education and Human Resources | 576,190 | 71,231 |
| National Science Foundation | Direct | | DRL 1251862 | 47.076 | Education and Human Resources | 148,028 | - |
| National Science Foundation | Direct | | DRL 1316571 | 47.076 | Education and Human Resources | 173,995 | - |
| National Science Foundation | Direct | | DRL 1345231 | 47.076 | Education and Human Resources | 49,243 | - |
| National Science Foundation | Direct | | DRL 1420102 | 47.076 | Education and Human Resources | 50,676 | - |
| National Science Foundation | Direct | | DRL 1420168 | 47.076 | Education and Human Resources | 127,816 | 64,059 |
| National Science Foundation | Direct | | DRL-1439366 | 47.076 | Education and Human Resources | 140,490 | - |
| National Science Foundation | Direct | | DUE 0816517 | 47.076 | Education and Human Resources | (4,929) | - |
| National Science Foundation | Direct | | DUE 0920057 | 47.076 | Education and Human Resources | 40,612 | - |
| National Science Foundation | Direct | | DUE 0928103 | 47.076 | Education and Human Resources | 36,244 | 11,558 |
| National Science Foundation | Direct | | DUE 0934678 | 47.076 | Education and Human Resources | 433,627 | - |
| National Science Foundation | Direct | | DUE 0941924 | 47.076 | Education and Human Resources | 31,542 | - |
| National Science Foundation | Direct | | DUE 0966161 | 47.076 | Education and Human Resources | 234,129 | - |
| National Science Foundation | Direct | | DUE 1122742 | 47.076 | Education and Human Resources | 3,945 | - |
| National Science Foundation | Direct | | DUE 1161121 | 47.076 | Education and Human Resources | 277,961 | 8,215 |
| National Science Foundation | Direct | | DUE 1240409 | 47.076 | Education and Human Resources | 595,611 | - |
| National Science Foundation | Direct | | DUE 1245127 | 47.076 | Education and Human Resources | 32,790 | - |
| National Science Foundation | Direct | | DUE 1259395 | 47.076 | Education and Human Resources | 170,574 | - |
| National Science Foundation | Direct | | DUE 1322552 | 47.076 | Education and Human Resources | 40,231 | - |
| National Science Foundation | Direct | | DUE 1347697 | 47.076 | Education and Human Resources | 505,227 | - |
| National Science Foundation | Direct | | DUE 1347718 | 47.076 | Education and Human Resources | 31,764 | - |
| National Science Foundation | Direct | | DUE 1416953 | 47.076 | Education and Human Resources | 20,482 | - |

The University of Michigan
Schedule of Expenditures of Federal Awards
For the Year Ended June 30, 2015

| Cluster Title/Federal Grantor/Program | Type | Pass-Through Grantor | Award Identifier | CFDA Number | CFDA Program Title | Federal Expenditures | Subrecipient |
|---------------------------------------|--------------|---|------------------------|-------------|--|-----------------------------------|---------------------|
| National Science Foundation | Direct | | DUE-1140175 | 47.076 | Education and Human Resources | 15,342 | 2,572 |
| National Science Foundation | Direct | | DUE-1140256 | 47.076 | Education and Human Resources | 30,325 | - |
| National Science Foundation | Direct | | HRD 0936434 | 47.076 | Education and Human Resources | 65,739 | - |
| National Science Foundation | Direct | | HRD 1002528 | 47.076 | Education and Human Resources | 708,143 | 404,591 |
| National Science Foundation | Direct | | HRD 1038099 | 47.076 | Education and Human Resources | 193,017 | - |
| National Science Foundation | Direct | | HRD 1216750 | 47.076 | Education and Human Resources | (466) | - |
| National Science Foundation | Direct | | HRD 1231347 | 47.076 | Education and Human Resources | 150,779 | - |
| National Science Foundation | Direct | | HRD 1305932 | 47.076 | Education and Human Resources | 194,940 | - |
| National Science Foundation | Direct | | HRD-1348619 | 47.076 | Education and Human Resources | 271,838 | - |
| National Science Foundation | Pass-Through | American Educational Research Association | Letter Dated 10/31/13 | 47.076 | Education and Human Resources | 6,633 | - |
| National Science Foundation | Pass-Through | American Educational Research Association | Letter dtd 6/22/11 | 47.076 | Education and Human Resources | (131) | - |
| National Science Foundation | Pass-Through | Bowling Green State University | 10008257-UM.Karabenick | 47.076 | Education and Human Resources | 19,973 | - |
| National Science Foundation | Pass-Through | Florida Atlantic University | URJ32 | 47.076 | Education and Human Resources | 53,987 | - |
| National Science Foundation | Pass-Through | Florida International University | 800001088-01 | 47.076 | Education and Human Resources | 232 | - |
| National Science Foundation | Pass-Through | Harvard University | 108075-5026906 | 47.076 | Education and Human Resources | 91,670 | - |
| National Science Foundation | Pass-Through | Harvard University | 108131-5079307 | 47.076 | Education and Human Resources | 433,764 | - |
| National Science Foundation | Pass-Through | Harvard University | 123658 5039998 | 47.076 | Education and Human Resources | 1,620 | - |
| National Science Foundation | Pass-Through | Mathematical Association of America | MOU | 47.076 | Education and Human Resources | 2,103 | - |
| National Science Foundation | Pass-Through | Michigan State University | RC101276UM | 47.076 | Education and Human Resources | 35,305 | - |
| National Science Foundation | Pass-Through | SRI International | 115-000028 | 47.076 | Education and Human Resources | 2,450 | - |
| National Science Foundation | Pass-Through | The Algebra Project, Inc | ESI-0822175 | 47.076 | Education and Human Resources | 14,307 | - |
| National Science Foundation | Pass-Through | University of Colorado | 1549246/PO# 100104659 | 47.076 | Education and Human Resources | 1,229 | - |
| National Science Foundation | Pass-Through | University of Denver | SC37058A-02-00 | 47.076 | Education and Human Resources | 14,000 | - |
| National Science Foundation | Pass-Through | University of Maryland, The | Z411102 | 47.076 | Education and Human Resources | 170,241 | - |
| National Science Foundation | Pass-Through | University of Massachusetts | S 2013 20541 | 47.076 | Education and Human Resources | 130,339 | - |
| | | | | | | \$ 17,388,025 | \$ 946,524 |
| National Science Foundation | Direct | | ANT 1149085 | 47.078 | Polar Programs | 47,255 | - |
| National Science Foundation | Direct | | ANT 1245580 | 47.078 | Polar Programs | 34,353 | 4,962 |
| National Science Foundation | Direct | | ARC 1022876 | 47.078 | Polar Programs | 65,925 | - |
| National Science Foundation | Direct | | ARC 1023387 | 47.078 | Polar Programs | 7,663 | - |
| National Science Foundation | Direct | | ARC 1064535 | 47.078 | Polar Programs | 44,015 | - |
| National Science Foundation | Direct | | ARC 1107369 | 47.078 | Polar Programs | 27,382 | - |
| National Science Foundation | Direct | | ARC 1107593 | 47.078 | Polar Programs | 136,731 | - |
| National Science Foundation | Direct | | ARC 1253154 | 47.078 | Polar Programs | 106,754 | - |
| | | | | | | \$ 470,078 | \$ 4,962 |
| National Science Foundation | Direct | | OISE 0729709 | 47.079 | Office of International Science and Engineering | (396) | - |
| National Science Foundation | Direct | | OISE 1159513 | 47.079 | Office of International Science and Engineering | 4,395 | - |
| National Science Foundation | Direct | | OISE 1322540 | 47.079 | Office of International Science and Engineering | 1,228 | - |
| National Science Foundation | Pass-Through | CRDF Global | Agreement | 47.079 | Office of International Science and Engineering | 15,642 | - |
| | | | | | | \$ 20,869 | \$ - |
| National Science Foundation | Direct | | OCI 0940824 | 47.080 | Office of Cyberinfrastructure | 1,734,637 | 1,063,744 |
| National Science Foundation | Direct | | OCI 1025618 | 47.080 | Office of Cyberinfrastructure | 2,756 | - |
| National Science Foundation | Direct | | OCI 1041313 | 47.080 | Office of Cyberinfrastructure | 196,122 | - |
| National Science Foundation | Direct | | OCI 1245488 | 47.080 | Office of Cyberinfrastructure | 312,525 | - |
| National Science Foundation | Direct | | OCI 1301874 | 47.080 | Office of Cyberinfrastructure | (84) | - |
| National Science Foundation | Direct | | OCI-1216723 | 47.080 | Office of Cyberinfrastructure | 9,363 | - |
| National Science Foundation | Pass-Through | California Institute of Technology | 42B-1093325 | 47.080 | Office of Cyberinfrastructure | 66,721 | - |
| National Science Foundation | Pass-Through | Carnegie Institution of Washington | 9-10476-01 | 47.080 | Office of Cyberinfrastructure | 168,386 | - |
| National Science Foundation | Pass-Through | Cornell University | OCI 1301874 | 47.080 | Office of Cyberinfrastructure | (1) | - |
| National Science Foundation | Pass-Through | University of Georgia | RR197-021/4940116 | 47.080 | Office of Cyberinfrastructure | 2,329 | - |
| National Science Foundation | Pass-Through | University of Minnesota | H002341902 | 47.080 | Office of Cyberinfrastructure | 24,656 | - |
| | | | | | | \$ 2,517,410 | \$ 1,063,744 |
| | | | | | Office of Experimental Program to Stimulate Competitive Research | \$ 227,852 | \$ - |
| National Science Foundation | Direct | | CMMI 1300815 | 47.081 | Research | 91,105 | - |
| National Science Foundation | Pass-Through | Olin College of Engineering | 4212-1 | 47.082 | Trans-NSF Recovery Act Reasearch Support | 162,630 | - |
| National Science Foundation | Pass-Through | State University of New York at Buffalo | 50971-1121257-1 | 47.082 | Trans-NSF Recovery Act Reasearch Support | 253,735 | - |
| | | | | | | \$ 94,012,146 | \$ 4,677,242 |
| | | | | | | Total National Science Foundation | |
| Smithsonian Institution | Direct | | 497405 | 60.N/A | | 6,696 | - |
| Smithsonian Institution | Direct | | Email dtd 12/9/08 | 60.N/A | | 2,082 | - |
| Smithsonian Institution | Direct | | PF1-120087 | 60.N/A | | (440) | - |
| Smithsonian Institution | Direct | | SV1-81002 | 60.N/A | | 27,660 | - |
| Smithsonian Institution | Direct | | SV4-84016 | 60.N/A | | 105,178 | - |
| | | | | | | \$ 141,176 | \$ - |
| Smithsonian Institution | Direct | | G03-14048X | 43.001 | Science | 25,484 | - |
| Smithsonian Institution | Direct | | G04-15042X | 43.001 | Science | 38,356 | - |
| Smithsonian Institution | Direct | | G05-16097X | 43.001 | Science | 37,254 | - |
| Smithsonian Institution | Direct | | G01-12042X | 43.001 | Science | 21,820 | - |
| Smithsonian Institution | Direct | | G01-12170X | 43.001 | Science | 6,914 | - |
| Smithsonian Institution | Direct | | G02-13043X | 43.001 | Science | 21,727 | - |
| Smithsonian Institution | Direct | | G02-13054X | 43.001 | Science | 22,508 | - |
| Smithsonian Institution | Direct | | G02-13126A | 43.001 | Science | 22,899 | - |
| Smithsonian Institution | Direct | | G03-14034A | 43.001 | Science | 10,051 | - |
| Smithsonian Institution | Direct | | G03-14036X | 43.001 | Science | 18,891 | - |
| Smithsonian Institution | Direct | | G03-14039X | 43.001 | Science | 34,010 | - |
| Smithsonian Institution | Direct | | G03-14040X | 43.001 | Science | 12,790 | - |

The University of Michigan
Schedule of Expenditures of Federal Awards
For the Year Ended June 30, 2015

| Cluster Title/Federal Grantor/Program | Type | Pass-Through Grantor | Award Identifier | CFDA Number | CFDA Program Title | Federal Expenditures | Subrecipient |
|---------------------------------------|--------|----------------------|--------------------------------|-------------|--------------------|----------------------|--------------|
| Smithsonian Institution | Direct | | GO3-14045X | 43.001 | Science | 5,789 | - |
| Smithsonian Institution | Direct | | GO3-14050X | 43.001 | Science | 11,136 | - |
| Smithsonian Institution | Direct | | GO3-14069X | 43.001 | Science | 11,136 | - |
| Smithsonian Institution | Direct | | GO3-14116X | 43.001 | Science | 12,206 | - |
| Smithsonian Institution | Direct | | GO4-15080X | 43.001 | Science | 15,485 | - |
| Smithsonian Institution | Direct | | GO4-15098X | 43.001 | Science | 24,337 | - |
| Smithsonian Institution | Direct | | PF3-140111 | 43.001 | Science | 116,372 | - |
| Smithsonian Institution | Direct | | TM3-14008X | 43.001 | Science | 2,968 | - |
| | | | | | | \$ 472,133 | \$ - |
| Total Smithsonian Institution | | | | | | \$ 613,309 | \$ - |
| Veterans Affairs, Department of | Direct | | IVR System at UM MACC for Two | 64.N/A | | \$ 80 | \$ - |
| Veterans Affairs, Department of | Direct | | 506-14-3-1384-0630 | 64.N/A | | 6,877 | - |
| Veterans Affairs, Department of | Direct | | 506-D37031 | 64.N/A | | 9,364 | - |
| Veterans Affairs, Department of | Direct | | IPA - Eisenberg, Daniel | 64.N/A | | 3,572 | - |
| Veterans Affairs, Department of | Direct | | IPA - Ha, Jinkyung | 64.N/A | | 3,107 | - |
| Veterans Affairs, Department of | Direct | | IPA - Hayes, Elizabeth | 64.N/A | | 478 | - |
| Veterans Affairs, Department of | Direct | | IPA - Jane Banaszak-Holl | 64.N/A | | (123) | - |
| Veterans Affairs, Department of | Direct | | IPA - Jane Banaszak-Holl | 64.N/A | | 159 | - |
| Veterans Affairs, Department of | Direct | | IPA - Li, David | 64.N/A | | 5,809 | - |
| Veterans Affairs, Department of | Direct | | IPA - Minderovic, Christine | 64.N/A | | 10,111 | - |
| Veterans Affairs, Department of | Direct | | IPA - Mortensen, Richard | 64.N/A | | 2,356 | - |
| Veterans Affairs, Department of | Direct | | IPA - Muller, Martijn | 64.N/A | | 17,715 | - |
| Veterans Affairs, Department of | Direct | | IPA - Sarosh, Cyrus | 64.N/A | | 11,271 | - |
| Veterans Affairs, Department of | Direct | | IPA - Scarpace, Diane | 64.N/A | | 22,651 | - |
| Veterans Affairs, Department of | Direct | | IPA - Yeagley, Emily | 64.N/A | | 33,556 | - |
| Veterans Affairs, Department of | Direct | | IPA Agreement | 64.N/A | | (111) | - |
| Veterans Affairs, Department of | Direct | | IPA Ajlen, Aaron | 64.N/A | | 12,278 | - |
| Veterans Affairs, Department of | Direct | | IPA Ajlen, Aaron | 64.N/A | | 32,048 | - |
| Veterans Affairs, Department of | Direct | | IPA ALMIRALL, DANIEL | 64.N/A | | 5,120 | - |
| Veterans Affairs, Department of | Direct | | IPA Arnedt, John Todd | 64.N/A | | 10,417 | - |
| Veterans Affairs, Department of | Direct | | IPA Barr, Kate | 64.N/A | | (714) | - |
| Veterans Affairs, Department of | Direct | | IPA Bhaumik, Arijit | 64.N/A | | 9,379 | - |
| Veterans Affairs, Department of | Direct | | IPA Borjigin, Jimo | 64.N/A | | 3,916 | - |
| Veterans Affairs, Department of | Direct | | IPA Borjigin, Jimo | 64.N/A | | 11,750 | - |
| Veterans Affairs, Department of | Direct | | IPA Bull, Joseph | 64.N/A | | 3,838 | - |
| Veterans Affairs, Department of | Direct | | IPA Bull, Joseph | 64.N/A | | 27,841 | - |
| Veterans Affairs, Department of | Direct | | IPA Burek, Karen | 64.N/A | | 25,965 | - |
| Veterans Affairs, Department of | Direct | | IPA Burton, Mary | 64.N/A | | (15,857) | - |
| Veterans Affairs, Department of | Direct | | IPA Burton, Mary | 64.N/A | | 25,478 | - |
| Veterans Affairs, Department of | Direct | | IPA Chang, Hsueh-Ling (Shelly) | 64.N/A | | 6,411 | - |
| Veterans Affairs, Department of | Direct | | IPA Chowdhury, Mahboob | 64.N/A | | 17,374 | - |
| Veterans Affairs, Department of | Direct | | IPA Clauw, Andrew | 64.N/A | | 1,877 | - |
| Veterans Affairs, Department of | Direct | | IPA Conner, Sarah | 64.N/A | | 10,281 | - |
| Veterans Affairs, Department of | Direct | | IPA Conner, Sarah | 64.N/A | | 13,618 | - |
| Veterans Affairs, Department of | Direct | | IPA Connochie, Daniel | 64.N/A | | 4,433 | - |
| Veterans Affairs, Department of | Direct | | IPA Conroy, Deirdre | 64.N/A | | 14,001 | - |
| Veterans Affairs, Department of | Direct | | IPA Considine, Shannon | 64.N/A | | 10,100 | - |
| Veterans Affairs, Department of | Direct | | IPA DesJardins, Stephen | 64.N/A | | 5,523 | - |
| Veterans Affairs, Department of | Direct | | IPA Doong, Alice | 64.N/A | | 16,873 | - |
| Veterans Affairs, Department of | Direct | | IPA Eisenberg | 64.N/A | | 21,991 | - |
| Veterans Affairs, Department of | Direct | | IPA Folhadella, Ana | 64.N/A | | 7,616 | - |
| Veterans Affairs, Department of | Direct | | IPA Fries, Brant | 64.N/A | | 7,532 | - |
| Veterans Affairs, Department of | Direct | | IPA Fries, Brant | 64.N/A | | 22,194 | - |
| Veterans Affairs, Department of | Direct | | IPA Galecki, Andrzej | 64.N/A | | 2,146 | - |
| Veterans Affairs, Department of | Direct | | IPA Galecki, Artur | 64.N/A | | 6,437 | - |
| Veterans Affairs, Department of | Direct | | IPA Giger | 64.N/A | | 10,344 | - |
| Veterans Affairs, Department of | Direct | | IPA GIGER, ROMAN | 64.N/A | | 9,157 | - |
| Veterans Affairs, Department of | Direct | | IPA Gorelik, Gabriela | 64.N/A | | 16,669 | - |
| Veterans Affairs, Department of | Direct | | IPA Gorelik, Gabriela | 64.N/A | | 54,263 | - |
| Veterans Affairs, Department of | Direct | | IPA Green, Michael | 64.N/A | | 9,393 | - |
| Veterans Affairs, Department of | Direct | | IPA Greene, Michael | 64.N/A | | 3,081 | - |
| Veterans Affairs, Department of | Direct | | IPA Greene, Michael Todd | 64.N/A | | 14,016 | - |
| Veterans Affairs, Department of | Direct | | IPA Ha, Jinkyung | 64.N/A | | 15,916 | - |
| Veterans Affairs, Department of | Direct | | IPA Halsey, Karin | 64.N/A | | 731 | - |
| Veterans Affairs, Department of | Direct | | IPA Harley, Jennifer | 64.N/A | | 40,263 | - |
| Veterans Affairs, Department of | Direct | | IPA Harris, Diondra | 64.N/A | | 9,272 | - |
| Veterans Affairs, Department of | Direct | | IPA Harris, Richard | 64.N/A | | 11,838 | - |
| Veterans Affairs, Department of | Direct | | IPA Harris, Richard E. | 64.N/A | | 3,505 | - |
| Veterans Affairs, Department of | Direct | | IPA Harte, Steven | 64.N/A | | 7,911 | - |
| Veterans Affairs, Department of | Direct | | IPA Harte, Steven E. | 64.N/A | | 2,086 | - |
| Veterans Affairs, Department of | Direct | | IPA HE, FANG | 64.N/A | | 16,298 | - |
| Veterans Affairs, Department of | Direct | | IPA He, Fang | 64.N/A | | 49,291 | - |
| Veterans Affairs, Department of | Direct | | IPA Hinkovska-Galcheva, Vania | 64.N/A | | 14,224 | - |
| Veterans Affairs, Department of | Direct | | IPA Hinkovska-Galcheva, Vania | 64.N/A | | 44,542 | - |
| Veterans Affairs, Department of | Direct | | IPA Howes, Margaret | 64.N/A | | 916 | - |
| Veterans Affairs, Department of | Direct | | IPA Howes, Margaret | 64.N/A | | 12,913 | - |

The University of Michigan
Schedule of Expenditures of Federal Awards
For the Year Ended June 30, 2015

| Cluster Title/Federal Grantor/Program | Type | Pass-Through Grantor | Award Identifier | CFDA Number | CFDA Program Title | Federal Expenditures | Subrecipient |
|---------------------------------------|--------|----------------------|--------------------------------|-------------|--------------------|----------------------|--------------|
| Veterans Affairs, Department of | Direct | | IPA Ignacio, Rosalinda | 64.N/A | | 100,424 | - |
| Veterans Affairs, Department of | Direct | | IPA Ignacio, Rosalinda | 64.N/A | | 20,250 | - |
| Veterans Affairs, Department of | Direct | | IPA Jannausch, Mary | 64.N/A | | 9,156 | - |
| Veterans Affairs, Department of | Direct | | IPA Jones, Tina (VA Acct# 354) | 64.N/A | | 18,291 | - |
| Veterans Affairs, Department of | Direct | | IPA Jones, Tina (VA Acct# 358) | 64.N/A | | 17,196 | - |
| Veterans Affairs, Department of | Direct | | IPA Jones, Tina Hutchinson | 64.N/A | | 13,599 | - |
| Veterans Affairs, Department of | Direct | | IPA Kabeto, Mohammed | 64.N/A | | 1,718 | - |
| Veterans Affairs, Department of | Direct | | IPA Kabeto, Mohammed | 64.N/A | | 15,852 | - |
| Veterans Affairs, Department of | Direct | | IPA Kahn, Valerie | 64.N/A | | 2,655 | - |
| Veterans Affairs, Department of | Direct | | IPA Kaselitz, Elizabeth | 64.N/A | | 29,433 | - |
| Veterans Affairs, Department of | Direct | | IPA Kelly, Robert | 64.N/A | | 21,904 | - |
| Veterans Affairs, Department of | Direct | | IPA Kelly, Robert | 64.N/A | | 65,638 | - |
| Veterans Affairs, Department of | Direct | | IPA Kim | 64.N/A | | 37,566 | - |
| Veterans Affairs, Department of | Direct | | IPA Kim, Hyungjin Myra | 64.N/A | | (266) | - |
| Veterans Affairs, Department of | Direct | | IPA Klein, Debbie | 64.N/A | | 5,057 | - |
| Veterans Affairs, Department of | Direct | | IPA Konarz, Brittany | 64.N/A | | 5,483 | - |
| Veterans Affairs, Department of | Direct | | IPA Koziol, Leo | 64.N/A | | 14,625 | - |
| Veterans Affairs, Department of | Direct | | IPA Koziol, Leo | 64.N/A | | 25,453 | - |
| Veterans Affairs, Department of | Direct | | IPA Krans, Amy | 64.N/A | | 14,211 | - |
| Veterans Affairs, Department of | Direct | | IPA Krans, Amy | 64.N/A | | 42,128 | - |
| Veterans Affairs, Department of | Direct | | IPA Kruger, Grant | 64.N/A | | 12,203 | - |
| Veterans Affairs, Department of | Direct | | IPA Kwan, Raymond | 64.N/A | | 17,325 | - |
| Veterans Affairs, Department of | Direct | | IPA Larkin, Lindsey | 64.N/A | | 1,378 | - |
| Veterans Affairs, Department of | Direct | | IPA Le, Lisa | 64.N/A | | 9,444 | - |
| Veterans Affairs, Department of | Direct | | IPA Le, Lisa (VA Acct# 354) | 64.N/A | | 12,396 | - |
| Veterans Affairs, Department of | Direct | | IPA Le, Lisa (VA Acct# 358) | 64.N/A | | 7,400 | - |
| Veterans Affairs, Department of | Direct | | IPA Lee, Soo Jung | 64.N/A | | 15,849 | - |
| Veterans Affairs, Department of | Direct | | IPA Lee, Soo Jung | 64.N/A | | 23,877 | - |
| Veterans Affairs, Department of | Direct | | IPA Lewis, Danielle | 64.N/A | | 15,476 | - |
| Veterans Affairs, Department of | Direct | | IPA Lewis, Danielle | 64.N/A | | 45,152 | - |
| Veterans Affairs, Department of | Direct | | IPA Li, Duan | 64.N/A | | 11,715 | - |
| Veterans Affairs, Department of | Direct | | IPA Li, Duan | 64.N/A | | 39,987 | - |
| Veterans Affairs, Department of | Direct | | IPA Liu, Tiecheng | 64.N/A | | 18,100 | - |
| Veterans Affairs, Department of | Direct | | IPA Mann, Jason | 64.N/A | | 15,518 | - |
| Veterans Affairs, Department of | Direct | | IPA Manojlovich, Milisa | 64.N/A | | 16,100 | - |
| Veterans Affairs, Department of | Direct | | IPA Martin, Hope | 64.N/A | | 7,557 | - |
| Veterans Affairs, Department of | Direct | | IPA Mase, Rebecca | 64.N/A | | 25,231 | - |
| Veterans Affairs, Department of | Direct | | IPA Mase, Rebecca | 64.N/A | | 64,137 | - |
| Veterans Affairs, Department of | Direct | | IPA Mauch, Roseanne | 64.N/A | | 1,635 | - |
| Veterans Affairs, Department of | Direct | | IPA McCammon, Ryan Jay | 64.N/A | | 24,214 | - |
| Veterans Affairs, Department of | Direct | | IPA McCloskey, Lisa | 64.N/A | | 7,006 | - |
| Veterans Affairs, Department of | Direct | | IPA McCloskey, Lisa | 64.N/A | | 21,351 | - |
| Veterans Affairs, Department of | Direct | | IPA Metko, Valbona | 64.N/A | | 17,122 | - |
| Veterans Affairs, Department of | Direct | | IPA Metko, Valbona | 64.N/A | | 55,573 | - |
| Veterans Affairs, Department of | Direct | | IPA Miller, Erin | 64.N/A | | 17,707 | - |
| Veterans Affairs, Department of | Direct | | IPA Moore, Ian | 64.N/A | | 11,052 | - |
| Veterans Affairs, Department of | Direct | | IPA Mueller, Gabriella | 64.N/A | | 12,275 | - |
| Veterans Affairs, Department of | Direct | | IPA Murphy, Geoffrey | 64.N/A | | 3,741 | - |
| Veterans Affairs, Department of | Direct | | IPA Murphy, Geoffrey | 64.N/A | | 1,497 | - |
| Veterans Affairs, Department of | Direct | | IPA Murphy, Geoffrey | 64.N/A | | 4,542 | - |
| Veterans Affairs, Department of | Direct | | IPA Myers, Aimee | 64.N/A | | 10,338 | - |
| Veterans Affairs, Department of | Direct | | IPA Nabozny, Martina | 64.N/A | | 15,583 | - |
| Veterans Affairs, Department of | Direct | | IPA Nabozny, Martina | 64.N/A | | 47,442 | - |
| Veterans Affairs, Department of | Direct | | IPA Newhouse, William | 64.N/A | | 9,805 | - |
| Veterans Affairs, Department of | Direct | | IPA Nowak, Cheryl | 64.N/A | | 18,006 | - |
| Veterans Affairs, Department of | Direct | | IPA Nowak, Mike | 64.N/A | | 3,125 | - |
| Veterans Affairs, Department of | Direct | | IPA Nowak, Mike | 64.N/A | | 2,772 | - |
| Veterans Affairs, Department of | Direct | | IPA Nulph, Philip | 64.N/A | | 11,309 | - |
| Veterans Affairs, Department of | Direct | | IPA Nyquist, Linda | 64.N/A | | 7,796 | - |
| Veterans Affairs, Department of | Direct | | IPA Nyquist, Linda | 64.N/A | | 17,210 | - |
| Veterans Affairs, Department of | Direct | | IPA O'Reilly, Dennis | 64.N/A | | 18,036 | - |
| Veterans Affairs, Department of | Direct | | IPA O'Reilly, Dennis | 64.N/A | | 1,840 | - |
| Veterans Affairs, Department of | Direct | | IPA Patel, Nita | 64.N/A | | 26,104 | - |
| Veterans Affairs, Department of | Direct | | IPA Patel, Nita | 64.N/A | | 80,331 | - |
| Veterans Affairs, Department of | Direct | | IPA Perron, Brian | 64.N/A | | (146) | - |
| Veterans Affairs, Department of | Direct | | IPA Petrou, Myria | 64.N/A | | 8,659 | - |
| Veterans Affairs, Department of | Direct | | IPA Petrou, Myria | 64.N/A | | 26,668 | - |
| Veterans Affairs, Department of | Direct | | IPA Pitsch, Rosemarie | 64.N/A | | 6,725 | - |
| Veterans Affairs, Department of | Direct | | IPA Presnell, Philip | 64.N/A | | 3,700 | - |
| Veterans Affairs, Department of | Direct | | IPA Ramaswami, Vijayalakshmi | 64.N/A | | 731 | - |
| Veterans Affairs, Department of | Direct | | IPA Ramaswami, Viji | 64.N/A | | 21,139 | - |
| Veterans Affairs, Department of | Direct | | IPA Ray, Donna | 64.N/A | | 1,294 | - |
| Veterans Affairs, Department of | Direct | | IPA Reyes | 64.N/A | | 16,917 | - |
| Veterans Affairs, Department of | Direct | | IPA Rogers, Mary | 64.N/A | | 4,124 | - |
| Veterans Affairs, Department of | Direct | | IPA Rogers, Mary | 64.N/A | | 9,657 | - |
| Veterans Affairs, Department of | Direct | | IPA Rogers, Mary A M | 64.N/A | | 30,012 | - |
| Veterans Affairs, Department of | Direct | | IPA Roney, Meghan | 64.N/A | | 5,016 | - |

The University of Michigan
Schedule of Expenditures of Federal Awards
For the Year Ended June 30, 2015

| Cluster Title/Federal Grantor/Program | Type | Pass-Through Grantor | Award Identifier | CFDA Number | CFDA Program Title | Federal Expenditures | Subrecipient |
|---------------------------------------|--------|----------------------|--------------------------------|-------------|--------------------|----------------------|--------------|
| Veterans Affairs, Department of | Direct | | IPA Rose, Patricia | 64.N/A | | 61,062 | - |
| Veterans Affairs, Department of | Direct | | IPA Rose, Patricia | 64.N/A | | 57,730 | - |
| Veterans Affairs, Department of | Direct | | IPA Rumble, Julia (VA Acct# 35 | 64.N/A | | 14,802 | - |
| Veterans Affairs, Department of | Direct | | IPA Rumble, Julia (VA Acct# 35 | 64.N/A | | 10,328 | - |
| Veterans Affairs, Department of | Direct | | IPA Rumble, Julie | 64.N/A | | 5,814 | - |
| Veterans Affairs, Department of | Direct | | IPA Saban, Rachel | 64.N/A | | 11,603 | - |
| Veterans Affairs, Department of | Direct | | IPA Scheer,Kodi | 64.N/A | | 13,309 | - |
| Veterans Affairs, Department of | Direct | | IPA Shay, Barbara | 64.N/A | | 30,619 | - |
| Veterans Affairs, Department of | Direct | | IPA Shay,Barbara | 64.N/A | | 10,138 | - |
| Veterans Affairs, Department of | Direct | | IPA Shiratschuchi, Hiroe | 64.N/A | | 3,556 | - |
| Veterans Affairs, Department of | Direct | | IPA Spiegel, Joyce | 64.N/A | | 22,566 | - |
| Veterans Affairs, Department of | Direct | | IPA Spiegel,Joyce | 64.N/A | | 28,727 | - |
| Veterans Affairs, Department of | Direct | | IPA Spinner, Jane | 64.N/A | | 2,199 | - |
| Veterans Affairs, Department of | Direct | | IPA Spinner, Jane | 64.N/A | | 28,354 | - |
| Veterans Affairs, Department of | Direct | | IPA Stano,Claire | 64.N/A | | 8,417 | - |
| Veterans Affairs, Department of | Direct | | IPA Stoll, Shelley | 64.N/A | | 10,202 | - |
| Veterans Affairs, Department of | Direct | | IPA Stone,Sierra | 64.N/A | | 13,996 | - |
| Veterans Affairs, Department of | Direct | | IPA Strickland, Faith | 64.N/A | | (1,842) | - |
| Veterans Affairs, Department of | Direct | | IPA Strickland, Faith | 64.N/A | | 15,176 | - |
| Veterans Affairs, Department of | Direct | | IPA Sutton, Michael | 64.N/A | | 3,087 | - |
| Veterans Affairs, Department of | Direct | | IPA Sutton, Michael | 64.N/A | | 8,659 | - |
| Veterans Affairs, Department of | Direct | | IPA Swanson, Leslie | 64.N/A | | 10,170 | - |
| Veterans Affairs, Department of | Direct | | IPA Tallaksen-Greene, Sara | 64.N/A | | 4,518 | - |
| Veterans Affairs, Department of | Direct | | IPA Teitz-Tennenbaum, Seagal | 64.N/A | | 19,773 | - |
| Veterans Affairs, Department of | Direct | | IPA Teitz-Tennenbaum, Seagal | 64.N/A | | 60,457 | - |
| Veterans Affairs, Department of | Direct | | IPA Tholen,Clifford | 64.N/A | | 3,082 | - |
| Veterans Affairs, Department of | Direct | | IPA Thomas, David | 64.N/A | | 3,353 | - |
| Veterans Affairs, Department of | Direct | | IPA Varney, Robert | 64.N/A | | 415 | - |
| Veterans Affairs, Department of | Direct | | IPA Vibbart, Brenda | 64.N/A | | 9,810 | - |
| Veterans Affairs, Department of | Direct | | IPA Vollmer, Alan | 64.N/A | | 3,358 | - |
| Veterans Affairs, Department of | Direct | | IPA Vollmer, Alan | 64.N/A | | 3,292 | - |
| Veterans Affairs, Department of | Direct | | IPA Waltje, Andrea | 64.N/A | | 34,609 | - |
| Veterans Affairs, Department of | Direct | | IPA Wang, Jing | 64.N/A | | 4,583 | - |
| Veterans Affairs, Department of | Direct | | IPA Warshal, Wendy | 64.N/A | | 4,820 | - |
| Veterans Affairs, Department of | Direct | | IPA Warshal, Wendy | 64.N/A | | 14,675 | - |
| Veterans Affairs, Department of | Direct | | IPA Weerasinghe, Sujith | 64.N/A | | 20,586 | - |
| Veterans Affairs, Department of | Direct | | IPA Weerasinghe, Vithanage | 64.N/A | | 16,135 | - |
| Veterans Affairs, Department of | Direct | | IPA Welsh, Robert | 64.N/A | | 6,133 | - |
| Veterans Affairs, Department of | Direct | | IPA Wheeler,Tina | 64.N/A | | 3,939 | - |
| Veterans Affairs, Department of | Direct | | IPA Wilke, Carol | 64.N/A | | 10,168 | - |
| Veterans Affairs, Department of | Direct | | IPA Wilkin, Margaret | 64.N/A | | 27,616 | - |
| Veterans Affairs, Department of | Direct | | IPA Williams, David A | 64.N/A | | 5,757 | - |
| Veterans Affairs, Department of | Direct | | IPA Wu, Zetang | 64.N/A | | 57,469 | - |
| Veterans Affairs, Department of | Direct | | IPA Yosef, Matheos | 64.N/A | | 15,938 | - |
| Veterans Affairs, Department of | Direct | | IPA Young, Kelly | 64.N/A | | 22,581 | - |
| Veterans Affairs, Department of | Direct | | IPA Zarb, Stephanie | 64.N/A | | 2,565 | - |
| Veterans Affairs, Department of | Direct | | IPA Zarb, Stephanie | 64.N/A | | 33,908 | - |
| Veterans Affairs, Department of | Direct | | IPA Zhang, Huailin | 64.N/A | | 10,182 | - |
| Veterans Affairs, Department of | Direct | | IPA Zhang, Huailin | 64.N/A | | 31,167 | - |
| Veterans Affairs, Department of | Direct | | IPA Zhang, Xiaojie | 64.N/A | | 16,138 | - |
| Veterans Affairs, Department of | Direct | | IPA Zhang, Xiaojie | 64.N/A | | 37,599 | - |
| Veterans Affairs, Department of | Direct | | IPA Zhu, Ji | 64.N/A | | 13,594 | - |
| Veterans Affairs, Department of | Direct | | IPA Zhu,Ji | 64.N/A | | 2,418 | - |
| Veterans Affairs, Department of | Direct | | IPA Zikmund-Fisher, Brian | 64.N/A | | 35,012 | - |
| Veterans Affairs, Department of | Direct | | IPA, Clauw, Andrew | 64.N/A | | 5,257 | - |
| Veterans Affairs, Department of | Direct | | IPA, Crumb, Ian | 64.N/A | | 32,801 | - |
| Veterans Affairs, Department of | Direct | | IPA, Kwan, Raymond | 64.N/A | | 54,927 | - |
| Veterans Affairs, Department of | Direct | | IPA, Liu, Tiecheng | 64.N/A | | 57,905 | - |
| Veterans Affairs, Department of | Direct | | IPA, Mortensen, Richard | 64.N/A | | 7,188 | - |
| Veterans Affairs, Department of | Direct | | IPA-Kim,Hyungjin | 64.N/A | | 7,826 | - |
| Veterans Affairs, Department of | Direct | | IPA-Miller,Erin | 64.N/A | | 7,961 | - |
| Veterans Affairs, Department of | Direct | | IPA-Yosef,Matheos | 64.N/A | | 34,001 | - |
| Veterans Affairs, Department of | Direct | | PO#IPA Kahn, Valerie | 64.N/A | | 6,043 | - |
| Veterans Affairs, Department of | Direct | | Sun, Xiankui | 64.N/A | | 18,169 | - |
| Veterans Affairs, Department of | Direct | | VA IPA GALECKI,ARTUR | 64.N/A | | 28,596 | - |
| Veterans Affairs, Department of | Direct | | VA IPA KLEIN,DEBBIE | 64.N/A | | 21,403 | - |
| Veterans Affairs, Department of | Direct | | VA IPA YOSEF,MATHEOS | 64.N/A | | (30) | - |
| Veterans Affairs, Department of | Direct | | VA IPA YOSEPH,MATHEOS | 64.N/A | | 50,781 | - |
| Veterans Affairs, Department of | Direct | | VA IPA,Geoffrey,Murphy | 64.N/A | | 11,352 | - |
| Veterans Affairs, Department of | Direct | | VA/IPA SCARPACE,DIANE | 64.N/A | | 113,828 | - |
| Veterans Affairs, Department of | Direct | | VA241-15-C-0036 | 64.N/A | | 6,298 | - |
| Veterans Affairs, Department of | Direct | | VA246-12-C-0259 #483-C40022 | 64.N/A | | 277,310 | - |
| Veterans Affairs, Department of | Direct | | VA251-13-C-0047 (506-D57011) | 64.N/A | | 377 | - |
| Veterans Affairs, Department of | Direct | | VA251-15-C-0063 | 64.N/A | | 14,196 | - |
| Veterans Affairs, Department of | Direct | | VA251-15-D-0057 | 64.N/A | | 5,309 | - |
| Veterans Affairs, Department of | Direct | | VA-IPA-Giger, Roman | 64.N/A | | 15,866 | - |
| Veterans Affairs, Department of | Direct | | VA-IPA-Todd, Peter | 64.N/A | | 2,051 | - |

The University of Michigan
Schedule of Expenditures of Federal Awards
For the Year Ended June 30, 2015

| Cluster Title/Federal Grantor/Program | Type | Pass-Through Grantor | Award Identifier | CFDA Number | CFDA Program Title | Federal Expenditures | Subrecipient |
|---------------------------------------|--------------|--|--|-------------|--|------------------------|--------------|
| Veterans Affairs, Department of | Pass-Through | Intelligent Prosthetic Systems | Sponsor Check #2197 Total Veterans Affairs, Department of | 64.N/A | | 71,054 \$ 3,949,284 | - \$ - |
| Environmental Protection Agency | Pass-Through | American Chemistry Council | 4949 | 66.N/A | | \$ 23,362 | \$ - |
| Environmental Protection Agency | Pass-Through | Battelle Memorial Institute | 431348 | 66.N/A | | 121,605 | - |
| Environmental Protection Agency | Pass-Through | University of Washington | 412177 | 66.N/A | | 8,257 | - |
| | | | | | | \$ 153,224 | \$ - |
| Environmental Protection Agency | Direct | | XA83435401 | 66.034 | Surveys, Studies, Research, Investigations, Demonstrations, and Special Purpose Activities Relating to the Clean Air Act | \$ (1,404) | \$ - |
| Environmental Protection Agency | Pass-Through | Michigan, State of, Environmental Quality, Department of | 2051 Contract 2014-0100 | 66.464 | Near Coastal Waters | \$ 56,277 | \$ - |
| Environmental Protection Agency | Direct | | GL00E00852 | 66.469 | Great Lakes Program | \$ 1,850 | \$ - |
| Environmental Protection Agency | Pass-Through | Health Effects Institute (HEI) | 4940-RFA13-1/14-1 | 66.500 | Environmental Protection_Consolidated Research | \$ 195,240 | \$ 84,851 |
| Environmental Protection Agency | Pass-Through | Health Effects Institute (HEI) | 4940-RFA13-1/14-1-2 | 66.500 | Environmental Protection_Consolidated Research | 37,961 | - |
| | | | | | | \$ 233,201 | \$ 84,851 |
| Environmental Protection Agency | Direct | | 83543601 | 66.509 | Science To Achieve Results (STAR) Research Program | \$ 817,601 | \$ 177,375 |
| Environmental Protection Agency | Direct | | 83563701 | 66.509 | Science To Achieve Results (STAR) Research Program | 15,678 | - |
| Environmental Protection Agency | Direct | | 83564401 | 66.509 | Science To Achieve Results (STAR) Research Program | 217,049 | - |
| Environmental Protection Agency | Direct | | RD-83374001 | 66.509 | Science To Achieve Results (STAR) Research Program | (27) | - |
| Environmental Protection Agency | Direct | | RD83480001 | 66.509 | Science To Achieve Results (STAR) Research Program | 35,977 | - |
| Environmental Protection Agency | Direct | | RD-83486001-0 | 66.509 | Science To Achieve Results (STAR) Research Program | 102,799 | 19,562 |
| Environmental Protection Agency | Direct | | RD83517001 | 66.509 | Science To Achieve Results (STAR) Research Program | 293,313 | 284,821 |
| Environmental Protection Agency | Pass-Through | Michigan State University | RC063384UM-BC | 66.509 | Science To Achieve Results (STAR) Research Program | 127,135 | - |
| Environmental Protection Agency | Pass-Through | Michigan State University | RC063384UM-EC | 66.509 | Science To Achieve Results (STAR) Research Program | 215,999 | - |
| Environmental Protection Agency | Pass-Through | Michigan State University | RC063384UM-P1 | 66.509 | Science To Achieve Results (STAR) Research Program | 199,035 | 40,997 |
| Environmental Protection Agency | Pass-Through | Water Environment Research Foundation | STAR_N1R14 | 66.509 | Science To Achieve Results (STAR) Research Program | 184,332 | - |
| Environmental Protection Agency | Pass-Through | Western Michigan University | 7770-4-UM | 66.509 | Science To Achieve Results (STAR) Research Program | 18,613 | - |
| | | | | | | \$ 2,227,504 | \$ 522,755 |
| Environmental Protection Agency | Direct | | FP-91765801-0 | 66.514 | Science To Achieve Results (STAR) Fellowship Program | \$ 12,000 | - |
| | | | Total Environmental Protection Agency | | | \$ 2,682,652 | \$ 607,606 |
| Nuclear Regulatory Commission | Direct | | NRC-04-09-125 | 77.N/A | | \$ 23,852 | \$ - |
| Nuclear Regulatory Commission | Direct | | NRC-04-10-149 | 77.N/A | | 171,481 | - |
| Nuclear Regulatory Commission | Pass-Through | Purdue University | 4112-64315 | 77.N/A | | 94,750 | - |
| | | | | | | \$ 290,083 | \$ - |
| Nuclear Regulatory Commission | Direct | | NRC-HQ-11-G-38-0038 | 77.008 | U.S. Nuclear Regulatory Commission Scholarship and Fellowship Program | \$ 99,114 | \$ - |
| Nuclear Regulatory Commission | Direct | | NRC-HQ-13-G-38-0007 | 77.008 | U.S. Nuclear Regulatory Commission Scholarship and Fellowship Program | 117,643 | - |
| Nuclear Regulatory Commission | Direct | | NRC-HQ-13-G-38-0024 | 77.008 | U.S. Nuclear Regulatory Commission Scholarship and Fellowship Program | 110,156 | - |
| Nuclear Regulatory Commission | Direct | | NRC-HQ-84-14-G0043 | 77.008 | U.S. Nuclear Regulatory Commission Scholarship and Fellowship Program | 85,073 | - |
| | | | | | | \$ 411,986 | \$ - |
| Nuclear Regulatory Commission | Direct | | NRC-HQ-12-G-04-0083 | 77.009 | U.S. Nuclear Regulatory Commission Office of Research Financial Assistance Program | \$ 101,515 | \$ - |
| Nuclear Regulatory Commission | Direct | | NRC-HQ-60-14-G-0008 | 77.009 | U.S. Nuclear Regulatory Commission Office of Research Financial Assistance Program | 30,139 | - |
| | | | | | | \$ 131,654 | \$ - |
| | | | Total Nuclear Regulatory Commission | | | \$ 833,723 | \$ - |
| Energy, Department of | Direct | | DE-SC0013393 | 81.N/A | | \$ 24,465 | \$ - |
| Energy, Department of | Pass-Through | Alliance for Sustainable Energy, LLC | XHD-4-42014-01 | 81.N/A | | 72,743 | - |
| Energy, Department of | Pass-Through | Argonne National Laboratory | 3F-31141 | 81.N/A | | 1,468,247 | - |
| Energy, Department of | Pass-Through | Argonne National Laboratory | 4F-30841 | 81.N/A | | 88,306 | - |
| Energy, Department of | Pass-Through | Battelle Energy Alliance, LLC | 00102642 | 81.N/A | | 27,498 | - |
| Energy, Department of | Pass-Through | Battelle Energy Alliance, LLC | 00118430 | 81.N/A | | (33,222) | (33,222) |
| Energy, Department of | Pass-Through | Battelle Energy Alliance, LLC | 120441 | 81.N/A | | 429,861 | 152,742 |
| Energy, Department of | Pass-Through | Battelle Energy Alliance, LLC | 00120867 | 81.N/A | | 182,704 | 4,658 |
| Energy, Department of | Pass-Through | Battelle Energy Alliance, LLC | 00127073 | 81.N/A | | 251,398 | 21,206 |
| Energy, Department of | Pass-Through | Battelle Energy Alliance, LLC | 00128697 | 81.N/A | | 33,112 | - |
| Energy, Department of | Pass-Through | Battelle Energy Alliance, LLC | 00132507 | 81.N/A | | 48,377 | - |
| Energy, Department of | Pass-Through | Battelle Energy Alliance, LLC | 00136999 | 81.N/A | | 13,023 | - |
| Energy, Department of | Pass-Through | Battelle Energy Alliance, LLC | Contract No. 00120072 | 81.N/A | | 159,050 | 91,742 |
| Energy, Department of | Pass-Through | Battelle Memorial Institute | 146170 | 81.N/A | | 73,202 | - |
| Energy, Department of | Pass-Through | Brookhaven Science Associates, LLC | 205265 | 81.N/A | | 10,600 | - |
| Energy, Department of | Pass-Through | Brookhaven Science Associates, LLC | 241382 | 81.N/A | | 646,206 | - |
| Energy, Department of | Pass-Through | Brookhaven Science Associates, LLC | BNL-0000280089 | 81.N/A | | 6,436 | - |
| Energy, Department of | Pass-Through | CapeSym | Roundtable Research Agreement | 81.N/A | | 9,918 | - |
| Energy, Department of | Pass-Through | Colorado School of Mines | 400465/0134119 | 81.N/A | | 174,783 | - |
| Energy, Department of | Pass-Through | Drexel University | 210035-3668 | 81.N/A | | 172,179 | - |
| Energy, Department of | Pass-Through | Ford Motor Company | A10 P009157787 | 81.N/A | | 120,702 | - |
| Energy, Department of | Pass-Through | Ford Motor Company | RQ13-085R05 | 81.N/A | | 242,376 | - |
| Energy, Department of | Pass-Through | Ford Motor Company | RQ14-337R01 | 81.N/A | | 57,124 | - |
| Energy, Department of | Pass-Through | General Motors Corporation | PR7570MZ 001 | 81.N/A | | 38,855 | - |
| Energy, Department of | Pass-Through | General Motors Corporation | TCS26480 | 81.N/A | | 86,031 | - |
| Energy, Department of | Pass-Through | Georgia Institute of Technology | RD537-S3 | 81.N/A | | 404,446 | - |

The University of Michigan
Schedule of Expenditures of Federal Awards
For the Year Ended June 30, 2015

| Cluster Title/Federal Grantor/Program | Type | Pass-Through Grantor | Award Identifier | CFDA Number | CFDA Program Title | Federal Expenditures | Subrecipient |
|---------------------------------------|--------------|--|-------------------------------|-------------|--|----------------------|-------------------|
| Energy, Department of | Pass-Through | Idaho National Engineering and Environmental Laboratory | 00101016 | 81.N/A | | 173,952 | 66,711 |
| Energy, Department of | Pass-Through | Idaho National Engineering and Environmental Laboratory | 00133097 | 81.N/A | | 104,881 | - |
| Energy, Department of | Pass-Through | Integrated Sensors, LLC | Agreement | 81.N/A | | 33,749 | - |
| Energy, Department of | Pass-Through | Lawrence Livermore National Security, LLC | B607219 | 81.N/A | | 87,053 | - |
| Energy, Department of | Pass-Through | Lawrence Livermore National Security, LLC | B608839 | 81.N/A | | 16,363 | - |
| Energy, Department of | Pass-Through | Lawrence Livermore National Security, LLC | B609357 | 81.N/A | | 112,203 | - |
| Energy, Department of | Pass-Through | Lawrence Livermore National Security, LLC | B613734 | 81.N/A | | 7,395 | - |
| Energy, Department of | Pass-Through | Los Alamos National Security, LLC | 232272 | 81.N/A | | 6,423 | - |
| Energy, Department of | Pass-Through | Los Alamos National Security, LLC | 270958 | 81.N/A | | 188,547 | - |
| Energy, Department of | Pass-Through | Los Alamos National Security, LLC | 154750-272870 | 81.N/A | | 123,511 | - |
| Energy, Department of | Pass-Through | Los Alamos National Security, LLC | BA 154750/#315616 | 81.N/A | | 30,190 | - |
| Energy, Department of | Pass-Through | Los Alamos National Security, LLC | BA 154750/#320801 | 81.N/A | | 91,727 | - |
| Energy, Department of | Pass-Through | Los Alamos National Security, LLC | BA 154750/Subcontract# 312531 | 81.N/A | | 28,534 | - |
| Energy, Department of | Pass-Through | Louisiana State University | 96500 | 81.N/A | | 52,826 | (117) |
| Energy, Department of | Pass-Through | National Renewable Energy Laboratory | XXL-3-23452-01 | 81.N/A | | 56,002 | - |
| Energy, Department of | Pass-Through | Oak Ridge National Laboratory | 4000079632 | 81.N/A | | 65,546 | - |
| Energy, Department of | Pass-Through | Oak Ridge National Laboratory | 4000083689 | 81.N/A | | 18,497 | - |
| Energy, Department of | Pass-Through | Oak Ridge National Laboratory | 4000129492 | 81.N/A | | 441,768 | - |
| Energy, Department of | Pass-Through | Oak Ridge National Laboratory | 4000135076 | 81.N/A | | 225,308 | - |
| Energy, Department of | Pass-Through | Oak Ridge National Laboratory | 4000136101 | 81.N/A | | 95,069 | - |
| Energy, Department of | Pass-Through | Oak Ridge National Laboratory | 4000136608 | 81.N/A | | 89,693 | - |
| Energy, Department of | Pass-Through | Oak Ridge National Laboratory | 4000138067 | 81.N/A | | 2,714 | - |
| Energy, Department of | Pass-Through | Pacific Northwest National Laboratories | 102038 | 81.N/A | | (7,353) | - |
| Energy, Department of | Pass-Through | Pacific Northwest National Laboratories | 246575 | 81.N/A | | 44,632 | - |
| Energy, Department of | Pass-Through | Pennsylvania State University | 4909-UM-VG-4089 | 81.N/A | | 5,258 | - |
| Energy, Department of | Pass-Through | Radiation Monitoring Devices, Inc. | Subcontract C14-03 | 81.N/A | | 104,859 | - |
| Energy, Department of | Pass-Through | Robert Bosch Corporation LLC, | Roundtable Res Agmt 4/1/10 | 81.N/A | | 352,518 | - |
| Energy, Department of | Pass-Through | Robert Bosch Corporation LLC, | Roundtable Res Agmt-4/1/10 | 81.N/A | | 209,115 | - |
| Energy, Department of | Pass-Through | Sandia National Laboratories | 1081780 | 81.N/A | | 89,418 | - |
| Energy, Department of | Pass-Through | Sandia National Laboratories | 1335161 | 81.N/A | | 18,023 | - |
| Energy, Department of | Pass-Through | Sandia National Laboratories | 1383085 | 81.N/A | | 43,306 | - |
| Energy, Department of | Pass-Through | Sandia National Laboratories | 1473850 | 81.N/A | | 33,041 | - |
| Energy, Department of | Pass-Through | Sandia National Laboratories | 1485136 | 81.N/A | | 37,400 | - |
| Energy, Department of | Pass-Through | Sandia National Laboratories | 1511621 | 81.N/A | | 61,204 | - |
| Energy, Department of | Pass-Through | Stanford University | 96880 | 81.N/A | | (490) | - |
| Energy, Department of | Pass-Through | United States Automotive Materials Partnership LLC | 13-2816-AMP | 81.N/A | | 115,918 | - |
| Energy, Department of | Pass-Through | United States Automotive Materials Partnership LLC | 14-2889-AMP Project AMP800 | 81.N/A | | 24,349 | - |
| Energy, Department of | Pass-Through | United States Automotive Materials Partnership LLC | 15-2917-AMP | 81.N/A | | 68,467 | - |
| Energy, Department of | Pass-Through | University of California - Berkeley | 00007824/po 2000087369 | 81.N/A | | 48,396 | - |
| Energy, Department of | Pass-Through | University of California - Irvine | 2015-3156 | 81.N/A | | 9,759 | - |
| Energy, Department of | Pass-Through | University of California - Lawrence Berkeley National Laboratory | 7207429 | 81.N/A | | 52,395 | - |
| Energy, Department of | Pass-Through | University of California - Lawrence Berkeley National Laboratory | 7213371 | 81.N/A | | 105,620 | - |
| Energy, Department of | Pass-Through | University of California - Santa Barbara | KK1113 | 81.N/A | | 15,821 | - |
| Energy, Department of | Pass-Through | University of Illinois at Chicago | 2013-00136-01 | 81.N/A | | 183,497 | - |
| Energy, Department of | Pass-Through | University of Tennessee | A13-0708-S001 | 81.N/A | | 92,524 | - |
| Energy, Department of | Pass-Through | University of Texas at Austin | UTA13-000660 | 81.N/A | | 89,800 | - |
| Energy, Department of | Pass-Through | UT-Battelle, LLC | 4000101356 | 81.N/A | | 532,045 | 13,898 |
| Energy, Department of | Pass-Through | UT-Battelle, LLC | 4000109042 | 81.N/A | | 35,155 | - |
| Energy, Department of | Pass-Through | UT-Battelle, LLC | 4000109889 | 81.N/A | | 1,155,370 | 98,624 |
| | | | | | | \$ 10,380,418 | \$ 416,242 |
| Energy, Department of | Direct | | DE FG02 04 ER41331 | 81.049 | Office of Science Financial Assistance Program | \$ 86,770 | \$ - |
| Energy, Department of | Direct | | DE FG02 05 ER15686 | 81.049 | Office of Science Financial Assistance Program | 129,489 | - |
| Energy, Department of | Direct | | DE SC0008062 | 81.049 | Office of Science Financial Assistance Program | 116,560 | - |
| Energy, Department of | Direct | | DE SC0008352 | 81.049 | Office of Science Financial Assistance Program | 190,894 | - |
| Energy, Department of | Direct | | DE SC0010621 | 81.049 | Office of Science Financial Assistance Program | 130,011 | - |
| Energy, Department of | Direct | | DE-FG02-06ER15783 | 81.049 | Office of Science Financial Assistance Program | 64,861 | - |
| Energy, Department of | Direct | | DE-FG02-06ER46273 | 81.049 | Office of Science Financial Assistance Program | 81,893 | - |
| Energy, Department of | Direct | | DE-FG02-06ER46339 | 81.049 | Office of Science Financial Assistance Program | 9,714 | 8,975 |
| Energy, Department of | Direct | | DE-FG02-07ER15887 | 81.049 | Office of Science Financial Assistance Program | 248,815 | - |
| Energy, Department of | Direct | | DE-FG02-07ER15904 | 81.049 | Office of Science Financial Assistance Program | 258,838 | - |
| Energy, Department of | Direct | | DE-FG02-07ER46412 | 81.049 | Office of Science Financial Assistance Program | (13,034) | - |
| Energy, Department of | Direct | | DE-FG02-08ER15931 | 81.049 | Office of Science Financial Assistance Program | 94,016 | - |
| Energy, Department of | Direct | | DE-FG02-08ER15997 | 81.049 | Office of Science Financial Assistance Program | 40,844 | - |
| Energy, Department of | Direct | | DE-FG02-08ER46525 | 81.049 | Office of Science Financial Assistance Program | 201,008 | 95,058 |
| Energy, Department of | Direct | | DE-FG02-97ER45656 | 81.049 | Office of Science Financial Assistance Program | 57,283 | - |
| Energy, Department of | Direct | | DE-FG03-07ER46416 | 81.049 | Office of Science Financial Assistance Program | 82,391 | - |
| Energy, Department of | Direct | | DE-SC0001939 | 81.049 | Office of Science Financial Assistance Program | 1,770,958 | 1,390,676 |
| Energy, Department of | Direct | | DE-SC0002619 | 81.049 | Office of Science Financial Assistance Program | 169,455 | - |
| Energy, Department of | Direct | | DE-SC0002645 | 81.049 | Office of Science Financial Assistance Program | 156,709 | - |
| Energy, Department of | Direct | | DE-SC0003996 | 81.049 | Office of Science Financial Assistance Program | 111,383 | - |
| Energy, Department of | Direct | | DE-SC0004850 | 81.049 | Office of Science Financial Assistance Program | 192,502 | 24,415 |
| Energy, Department of | Direct | | DE-SC0004871 | 81.049 | Office of Science Financial Assistance Program | 122,125 | - |
| Energy, Department of | Direct | | DE-SC0004888 | 81.049 | Office of Science Financial Assistance Program | 312,591 | - |
| Energy, Department of | Direct | | DE-SC0006587 | 81.049 | Office of Science Financial Assistance Program | 184,743 | - |
| Energy, Department of | Direct | | DE-SC0006684 | 81.049 | Office of Science Financial Assistance Program | 85,686 | - |
| Energy, Department of | Direct | | DE-SC0007042 | 81.049 | Office of Science Financial Assistance Program | 72,423 | - |
| Energy, Department of | Direct | | DE-SC0007859 | 81.049 | Office of Science Financial Assistance Program | 3,230,953 | - |

The University of Michigan
Schedule of Expenditures of Federal Awards
For the Year Ended June 30, 2015

| Cluster Title/Federal Grantor/Program | Type | Pass-Through Grantor | Award Identifier | CFDA Number | CFDA Program Title | Federal Expenditures | Subrecipient |
|---------------------------------------|--------------|------------------------------------|--------------------------------|-------------|--|--|---------------------|
| Energy, Department of | Direct | | DE-SC0007877 | 81.049 | Office of Science Financial Assistance Program | 157,407 | 33,000 |
| Energy, Department of | Direct | | DE-SC0007915 | 81.049 | Office of Science Financial Assistance Program | 35,183 | - |
| Energy, Department of | Direct | | DE-SC0008110 | 81.049 | Office of Science Financial Assistance Program | 139,718 | - |
| Energy, Department of | Direct | | DE-SC0008486 | 81.049 | Office of Science Financial Assistance Program | 204,085 | - |
| Energy, Department of | Direct | | DE-SC0008574 | 81.049 | Office of Science Financial Assistance Program | 407,398 | - |
| Energy, Department of | Direct | | DE-SC0008637 | 81.049 | Office of Science Financial Assistance Program | 1,935,001 | 174,792 |
| Energy, Department of | Direct | | DE-SC0010341 | 81.049 | Office of Science Financial Assistance Program | 199,050 | - |
| Energy, Department of | Direct | | DE-SC0010342 | 81.049 | Office of Science Financial Assistance Program | 195,685 | - |
| Energy, Department of | Direct | | DE-SC0010344 | 81.049 | Office of Science Financial Assistance Program | 2,155 | - |
| Energy, Department of | Direct | | DE-SC0010381 | 81.049 | Office of Science Financial Assistance Program | 160,337 | - |
| Energy, Department of | Direct | | DE-SC0010541 | 81.049 | Office of Science Financial Assistance Program | 358,929 | - |
| Energy, Department of | Direct | | DE-SC0011078 | 81.049 | Office of Science Financial Assistance Program | 238,314 | 130,096 |
| Energy, Department of | Direct | | DE-SC0011719 | 81.049 | Office of Science Financial Assistance Program | 71,694 | - |
| Energy, Department of | Direct | | DE-SC0011720 | 81.049 | Office of Science Financial Assistance Program | 95,349 | - |
| Energy, Department of | Direct | | DE-SC0012295 | 81.049 | Office of Science Financial Assistance Program | 113,955 | - |
| Energy, Department of | Direct | | DE-SC0012327 | 81.049 | Office of Science Financial Assistance Program | 56,647 | - |
| Energy, Department of | Direct | | DE-SC0012328 | 81.049 | Office of Science Financial Assistance Program | 193,160 | - |
| Energy, Department of | Direct | | DE-SC0012334 | 81.049 | Office of Science Financial Assistance Program | 26,795 | - |
| Energy, Department of | Direct | | DE-SC0012479 | 81.049 | Office of Science Financial Assistance Program | 147,151 | - |
| Energy, Department of | Direct | | DE-SC0012482 | 81.049 | Office of Science Financial Assistance Program | 165,892 | - |
| Energy, Department of | Direct | | DE-SC0012484 | 81.049 | Office of Science Financial Assistance Program | 189,354 | - |
| Energy, Department of | Direct | | DE-SC0012969 | 81.049 | Office of Science Financial Assistance Program | 12,759 | - |
| Energy, Department of | Direct | | DE-SC0013520 | 81.049 | Office of Science Financial Assistance Program | 23,941 | - |
| Energy, Department of | Direct | | SC0006628 | 81.049 | Office of Science Financial Assistance Program | 155,710 | - |
| Energy, Department of | Direct | | SC0006630 | 81.049 | Office of Science Financial Assistance Program | 228,351 | 75,231 |
| Energy, Department of | Pass-Through | Arbor Photonics, Inc | Exhibit A to Mstr Agmt 6/1/11 | 81.049 | Office of Science Financial Assistance Program | (20,673) | - |
| Energy, Department of | Pass-Through | Binghamton University | 68799 | 81.049 | Office of Science Financial Assistance Program | 206,557 | - |
| Energy, Department of | Pass-Through | Brookhaven Science Associates, LLC | 211167 | 81.049 | Office of Science Financial Assistance Program | (18,001) | - |
| Energy, Department of | Pass-Through | Clemson University | 1495-225-2008167 | 81.049 | Office of Science Financial Assistance Program | 31,062 | - |
| Energy, Department of | Pass-Through | Michigan State University | 61-3212D | 81.049 | Office of Science Financial Assistance Program | 40,645 | - |
| Energy, Department of | Pass-Through | Michigan Technological University | P0076114 | 81.049 | Office of Science Financial Assistance Program | (6,144) | - |
| Energy, Department of | Pass-Through | Northwestern University | PROJ0001507 | 81.049 | Office of Science Financial Assistance Program | 39,713 | - |
| Energy, Department of | Pass-Through | Northwestern University | SP0027267-PROJ0007138 | 81.049 | Office of Science Financial Assistance Program | 245,150 | - |
| Energy, Department of | Pass-Through | Ohio State University, The | 60042071 | 81.049 | Office of Science Financial Assistance Program | 126,163 | - |
| Energy, Department of | Pass-Through | Ohio State University, The | 60026686-UM/RF01261744 | 81.049 | Office of Science Financial Assistance Program | 23,247 | - |
| Energy, Department of | Pass-Through | Stony Brook University | 1801030-2-51055 | 81.049 | Office of Science Financial Assistance Program | 180,365 | - |
| Energy, Department of | Pass-Through | University of Utah | PO# 0000150493 Award#10019241 | 81.049 | Office of Science Financial Assistance Program | 50,128 | - |
| Energy, Department of | Pass-Through | University of Washington | 761460 | 81.049 | Office of Science Financial Assistance Program | 99,584 | - |
| Energy, Department of | Pass-Through | Vortex Hydro Energy, LLC | Proj Plan to mstr res agmt | 81.049 | Office of Science Financial Assistance Program | (6,703) | - |
| | | | | | | <u>\$ 14,694,994</u> | <u>\$ 1,932,243</u> |
| Energy, Department of | Direct | | DE-EE0006434 | 81.086 | Conservation Research and Development | 122,144 | - |
| Energy, Department of | Direct | | DE-EE0006821 | 81.086 | Conservation Research and Development | 90,872 | - |
| Energy, Department of | Direct | | DE-EE0006831 | 81.086 | Conservation Research and Development | 310,644 | - |
| Energy, Department of | Pass-Through | Eaton Innovation Center | 0011-38960 | 81.086 | Conservation Research and Development | 57,369 | - |
| | | | | | | <u>\$ 581,029</u> | <u>\$ -</u> |
| Energy, Department of | Direct | | DE-EE0005310 | 81.087 | Renewable Energy Research and Development | 338,550 | - |
| Energy, Department of | Direct | | DE-EE0005376 | 81.087 | Renewable Energy Research and Development | 104,256 | - |
| Energy, Department of | Direct | | DE-EE0005478 | 81.087 | Renewable Energy Research and Development | 8,504 | - |
| Energy, Department of | Direct | | DE-EE0006708 | 81.087 | Renewable Energy Research and Development | 121,297 | - |
| Energy, Department of | Direct | | DE-PI0000012 | 81.087 | Renewable Energy Research and Development | 2,241,059 | 1,089,233 |
| Energy, Department of | Pass-Through | Resolute Marine Energy (RME) | Consulting Agreement dtd 2/1/1 | 81.087 | Renewable Energy Research and Development | 91,615 | - |
| | | | | | | <u>\$ 2,905,281</u> | <u>\$ 1,089,233</u> |
| Energy, Department of | Direct | | DE-FE0007060 | 81.089 | Fossil Energy Research and Development | 143,216 | 66,767 |
| Energy, Department of | Direct | | DE-FE0007465 | 81.089 | Fossil Energy Research and Development | 108,503 | - |
| Energy, Department of | Pass-Through | University of Colorado | 1552340 | 81.089 | Fossil Energy Research and Development | 28,043 | - |
| Energy, Department of | Pass-Through | Washington University | WU-15-194 | 81.089 | Fossil Energy Research and Development | 43,890 | - |
| | | | | | | <u>\$ 323,652</u> | <u>\$ 66,767</u> |
| Energy, Department of | Direct | | DE-NA0001840 | 81.112 | Stewardship Science Grant Program | 730,588 | - |
| Energy, Department of | Direct | | DE-NA0001977 | 81.112 | Stewardship Science Grant Program | 136,886 | - |
| Energy, Department of | Direct | | DE-NA0002032 | 81.112 | Stewardship Science Grant Program | 162,790 | - |
| Energy, Department of | Direct | | DE-NA0002372 | 81.112 | Stewardship Science Grant Program | 561,385 | - |
| Energy, Department of | Pass-Through | University of Nevada | UNR-13-72/PO#114GC000053 | 81.112 | Stewardship Science Grant Program | 44,627 | - |
| Energy, Department of | Pass-Through | University of Rochester | 416233-G | 81.112 | Stewardship Science Grant Program | 515,946 | - |
| Energy, Department of | Pass-Through | University of Rochester | PO 415933-G/UR#5-28853 | 81.112 | Stewardship Science Grant Program | 3,554 | - |
| | | | | | | <u>\$ 2,155,776</u> | <u>\$ -</u> |
| Energy, Department of | Direct | | DE-NA0001025 | 81.113 | Defense Nuclear Nonproliferation Research | (53,393) | (54,699) |
| Energy, Department of | Direct | | DE-NA0002131 | 81.113 | Defense Nuclear Nonproliferation Research | 299,473 | 47,600 |
| Energy, Department of | Direct | | DE-NA0002481 | 81.113 | Defense Nuclear Nonproliferation Research | 224,271 | - |
| Energy, Department of | Direct | | DE-NA0002534 | 81.113 | Defense Nuclear Nonproliferation Research | 2,371,935 | 1,225,808 |
| Energy, Department of | Pass-Through | North Carolina State University | 2014-0501-01 | 81.113 | Defense Nuclear Nonproliferation Research | 140,619 | - |
| | | | | | | <u>\$ 2,982,905</u> | <u>\$ 1,218,709</u> |
| | | | | | | Energy Efficiency and Renewable Energy Information Dissemination, Outreach, Training and Technical Analysis/Assistance | |
| Energy, Department of | Direct | | DE-EE0005526 | 81.117 | Energy Efficiency and Renewable Energy Information Dissemination, Outreach, Training and Technical Analysis/Assistance | 118,647 | - |
| | | | | | | <u>93,463</u> | <u>-</u> |

**The University of Michigan
Schedule of Expenditures of Federal Awards
For the Year Ended June 30, 2015**

| Cluster Title/Federal Grantor/Program | Type | Pass-Through Grantor | Award Identifier | CFDA Number | CFDA Program Title | Federal Expenditures | Subrecipient |
|---------------------------------------|--------------|--|-----------------------------|-------------|--|----------------------|---------------------|
| Energy, Department of | Direct | | DE-NE0000132 | 81.121 | Nuclear Energy Research, Development and Demonstration | \$ 212,110 | \$ - |
| Energy, Department of | Direct | | DE-NE0000443 | 81.121 | Nuclear Energy Research, Development and Demonstration | \$ 674,095 | \$ - |
| Energy, Department of | Direct | | DE-NE0000639 | 81.121 | Nuclear Energy Research, Development and Demonstration | (238) | - |
| Energy, Department of | Direct | | DE-NE0000663 | 81.121 | Nuclear Energy Research, Development and Demonstration | 1,106,287 | 598,416 |
| Energy, Department of | Direct | | DE-NE0000664 | 81.121 | Nuclear Energy Research, Development and Demonstration | 235,465 | 75,254 |
| Energy, Department of | Direct | | DE-NE0008265 | 81.121 | Nuclear Energy Research, Development and Demonstration | 96,162 | - |
| Energy, Department of | Direct | | 400138055 | 81.121 | Nuclear Energy Research, Development and Demonstration | 79,533 | 33,080 |
| Energy, Department of | Pass-Through | GE Global Research | Subaward DE-NE0008272 | 81.121 | Nuclear Energy Research, Development and Demonstration | 62,542 | - |
| Energy, Department of | Pass-Through | Notre Dame University-Louaize, Lebanon (NDU) | 5008-UM-DOE-0749 | 81.121 | Nuclear Energy Research, Development and Demonstration | 26,274 | - |
| Energy, Department of | Pass-Through | Pennsylvania State University | C7481 | 81.121 | Nuclear Energy Research, Development and Demonstration | 49,849 | - |
| Energy, Department of | Pass-Through | Texas A & M University | | 81.121 | Nuclear Energy Research, Development and Demonstration | 1,439 | - |
| | | | | | | \$ 2,331,408 | \$ 706,750 |
| Energy, Department of | Direct | | DE-FC52-08NA28616 | 81.124 | Predictive Science Academic Alliance Program | \$ (1,302) | \$ - |
| Energy, Department of | Pass-Through | Stanford University | 60545512-107908 | 81.124 | Predictive Science Academic Alliance Program | 88,336 | - |
| | | | | | | \$ 87,034 | \$ - |
| Energy, Department of | Direct | | DE-AR0000426 | 81.135 | Advanced Research Projects Agency - Energy | \$ 875,428 | \$ 538,854 |
| Energy, Department of | Direct | | DE-AR0000523 | 81.135 | Advanced Research Projects Agency - Energy | 91,099 | - |
| Energy, Department of | Pass-Through | GE Global Research | 400145188 | 81.135 | Advanced Research Projects Agency - Energy | 561,816 | - |
| Energy, Department of | Pass-Through | GreenLight Biosciences | DE-FOA-0000881 | 81.135 | Advanced Research Projects Agency - Energy | 210,478 | - |
| Energy, Department of | Pass-Through | Pennsylvania State University | 4858-UM-DOE-0273 | 81.135 | Advanced Research Projects Agency - Energy | 67,048 | - |
| Energy, Department of | Pass-Through | University of Washington | 737066 | 81.135 | Advanced Research Projects Agency - Energy | 333,564 | - |
| | | | | | | \$ 2,139,433 | \$ 538,854 |
| | | | Total Energy, Department of | | | \$ 38,794,040 | \$ 5,968,798 |
| Education, Department of | Pass-Through | Flint Community Schools | Award Letter Dated 12/18/14 | 84.N/A | National Resource Centers Program for Foreign Language and Area Studies or Foreign Language and International Studies Program and Foreign Language and Area Studies Fellowship Program | \$ 15,024 | \$ - |
| Education, Department of | Pass-Through | Flint Community Schools | Award Letter Dated 12/18/14 | 84.N/A | | 16,858 | - |
| Education, Department of | Pass-Through | Flint Community Schools | Award Letter Dated 9/12/13 | 84.N/A | | (74) | - |
| Education, Department of | Pass-Through | Flint Community Schools | Award Letter Dated 9/12/13 | 84.N/A | | (63) | - |
| Education, Department of | Pass-Through | Grand Rapids Public Schools | Award Letter Dated 2/5/15 | 84.N/A | | 17,762 | - |
| | | | | | | \$ 49,507 | \$ - |
| Education, Department of | Direct | | P015A100046 | 84.015 | National Resource Centers Program for Foreign Language and Area Studies or Foreign Language and International Studies Program and Foreign Language and Area Studies Fellowship Program | \$ 78,515 | \$ - |
| Education, Department of | Direct | | P015A100098 | 84.015 | National Resource Centers Program for Foreign Language and Area Studies or Foreign Language and International Studies Program and Foreign Language and Area Studies Fellowship Program | 67,072 | - |
| Education, Department of | Direct | | P015A10012612 | 84.015 | National Resource Centers Program for Foreign Language and Area Studies or Foreign Language and International Studies Program and Foreign Language and Area Studies Fellowship Program | 34,593 | - |
| Education, Department of | Direct | | P015A100148 | 84.015 | National Resource Centers Program for Foreign Language and Area Studies or Foreign Language and International Studies Program and Foreign Language and Area Studies Fellowship Program | 26,187 | - |
| Education, Department of | Direct | | P015A100159 | 84.015 | National Resource Centers Program for Foreign Language and Area Studies or Foreign Language and International Studies Program and Foreign Language and Area Studies Fellowship Program | 54,901 | - |
| Education, Department of | Direct | | P015A100172 | 84.015 | National Resource Centers Program for Foreign Language and Area Studies or Foreign Language and International Studies Program and Foreign Language and Area Studies Fellowship Program | 44,886 | - |
| Education, Department of | Direct | | P015A140100 | 84.015 | National Resource Centers Program for Foreign Language and Area Studies or Foreign Language and International Studies Program and Foreign Language and Area Studies Fellowship Program | 135,630 | - |
| Education, Department of | Direct | | P015B100046-13 | 84.015 | National Resource Centers Program for Foreign Language and Area Studies or Foreign Language and International Studies Program and Foreign Language and Area Studies Fellowship Program | 8,725 | - |
| Education, Department of | Direct | | P015B10009812 | 84.015 | National Resource Centers Program for Foreign Language and Area Studies or Foreign Language and International Studies Program and Foreign Language and Area Studies Fellowship Program | 1,500 | - |
| Education, Department of | Direct | | P015B10012613 | 84.015 | National Resource Centers Program for Foreign Language and Area Studies or Foreign Language and International Studies Program and Foreign Language and Area Studies Fellowship Program | 3,250 | - |
| Education, Department of | Direct | | P015B10014812 | 84.015 | National Resource Centers Program for Foreign Language and Area Studies or Foreign Language and International Studies Program and Foreign Language and Area Studies Fellowship Program | 3,250 | - |

**The University of Michigan
Schedule of Expenditures of Federal Awards
For the Year Ended June 30, 2015**

| Cluster Title/Federal Grantor/Program | Type | Pass-Through Grantor | Award Identifier | CFDA Number | CFDA Program Title | Federal Expenditures | Subrecipient |
|---------------------------------------|--------------|---|---------------------------|-------------|--|----------------------|--------------|
| Education, Department of | Direct | | P015B10015913 | 84.015 | National Resource Centers Program for Foreign Language and Area Studies or Foreign Language and International Studies Program and Foreign Language and Area Studies Fellowship Program | 1,000 | - |
| Education, Department of | Direct | | P015B10017213 | 84.015 | National Resource Centers Program for Foreign Language and Area Studies or Foreign Language and International Studies Program and Foreign Language and Area Studies Fellowship Program | 15,000 | - |
| Education, Department of | Direct | | P015B140090 (FLAS) | 84.015 | National Resource Centers Program for Foreign Language and Area Studies or Foreign Language and International Studies Program and Foreign Language and Area Studies Fellowship Program | 258,290 | - |
| Education, Department of | Direct | | P015B140090 (NRC) | 84.015 | National Resource Centers Program for Foreign Language and Area Studies or Foreign Language and International Studies Program and Foreign Language and Area Studies Fellowship Program | 92,631 | - |
| Education, Department of | Direct | | P015B140091 (FLAS) | 84.015 | National Resource Centers Program for Foreign Language and Area Studies or Foreign Language and International Studies Program and Foreign Language and Area Studies Fellowship Program | 256,651 | - |
| Education, Department of | Direct | | P015B140091 (NRC) | 84.015 | National Resource Centers Program for Foreign Language and Area Studies or Foreign Language and International Studies Program and Foreign Language and Area Studies Fellowship Program | 78,489 | - |
| Education, Department of | Direct | | P015B140092 | 84.015 | National Resource Centers Program for Foreign Language and Area Studies or Foreign Language and International Studies Program and Foreign Language and Area Studies Fellowship Program | 245,250 | - |
| Education, Department of | Direct | | P015B140093 (FLAS) | 84.015 | National Resource Centers Program for Foreign Language and Area Studies or Foreign Language and International Studies Program and Foreign Language and Area Studies Fellowship Program | 227,830 | - |
| Education, Department of | Direct | | P015B140093 (NRC) | 84.015 | National Resource Centers Program for Foreign Language and Area Studies or Foreign Language and International Studies Program and Foreign Language and Area Studies Fellowship Program | 72,713 | - |
| Education, Department of | Direct | | P015B140095 (FLAS) | 84.015 | National Resource Centers Program for Foreign Language and Area Studies or Foreign Language and International Studies Program and Foreign Language and Area Studies Fellowship Program | 228,681 | - |
| Education, Department of | Direct | | P015B140095 (NRC) | 84.015 | National Resource Centers Program for Foreign Language and Area Studies or Foreign Language and International Studies Program and Foreign Language and Area Studies Fellowship Program | 117,666 | - |
| Education, Department of | Direct | | P015B140100 | 84.015 | Fellowship Program | 236,500 | - |
| | | | | | | \$ 2,289,210 | \$ - |
| Education, Department of | Direct | | P016A120061 | 84.016 | Undergraduate International Studies and Foreign Language Programs | \$ 46,945 | \$ - |
| Education, Department of | Direct | | P022A120002 | 84.022 | Overseas Programs - Doctoral Dissertation Research Abroad | \$ 1,443 | \$ - |
| Education, Department of | Direct | | P022A130001 | 84.022 | Overseas Programs - Doctoral Dissertation Research Abroad | \$ 9,803 | \$ - |
| Education, Department of | Direct | | P022A140036 | 84.022 | Overseas Programs - Doctoral Dissertation Research Abroad | \$ 74,530 | \$ - |
| | | | | | | \$ 85,776 | \$ - |
| Education, Department of | Direct | | P116B100347 | 84.116 | Fund for the Improvement of Postsecondary Education | \$ (15,708) | \$ - |
| Education, Department of | Pass-Through | Duke University | 14-ED-1068 | 84.116 | Fund for the Improvement of Postsecondary Education | \$ 16,512 | \$ - |
| | | | | | | \$ 804 | \$ - |
| Education, Department of | Direct | | H133E130014 | 84.133 | National Institute on Disability and Rehabilitation Research | \$ 615,500 | \$ - |
| Education, Department of | Direct | | H133G100118 | 84.133 | National Institute on Disability and Rehabilitation Research | \$ 28,818 | \$ - |
| Education, Department of | Direct | | H133G110015 | 84.133 | National Institute on Disability and Rehabilitation Research | \$ 98,886 | \$ - |
| Education, Department of | Direct | | H133G130011 | 84.133 | National Institute on Disability and Rehabilitation Research | \$ 167,169 | \$ 87,177 |
| Education, Department of | Direct | | H133N110002 | 84.133 | National Institute on Disability and Rehabilitation Research | \$ 382,037 | \$ - |
| Education, Department of | Direct | | H133P090008 | 84.133 | National Institute on Disability and Rehabilitation Research | \$ 29,177 | \$ - |
| Education, Department of | Direct | | H133P140005 | 84.133 | National Institute on Disability and Rehabilitation Research | \$ 6,446 | \$ - |
| Education, Department of | Pass-Through | Rehabilitation Institute of Chicago | H133B090024 | 84.133 | National Institute on Disability and Rehabilitation Research | \$ 29,890 | \$ - |
| Education, Department of | Pass-Through | University of Buffalo | 1115934/6/67283 | 84.133 | National Institute on Disability and Rehabilitation Research | \$ 4,761 | \$ - |
| Education, Department of | Pass-Through | University of Illinois-Urbana-Champaign | 2011-04078-01 Grant A0843 | 84.133 | National Institute on Disability and Rehabilitation Research | \$ 5,240 | \$ - |
| | | | | | | \$ 1,367,924 | \$ 87,177 |
| Education, Department of | Direct | | P170B100023 | 84.170 | Javits Fellowships | \$ 4,470 | \$ - |
| Education, Department of | Direct | | P200A100066 | 84.200 | Graduate Assistance in Areas of National Need | \$ 10,613 | \$ - |
| Education, Department of | Direct | | P200A120145 | 84.200 | Graduate Assistance in Areas of National Need | \$ 132,629 | \$ - |
| Education, Department of | Direct | | P200A120196 | 84.200 | Graduate Assistance in Areas of National Need | \$ 190,222 | \$ - |
| | | | | | | \$ 333,464 | \$ - |
| Education, Department of | Pass-Through | Books For Kids | Research Agreement | 84.215 | Fund for the Improvement of Education | \$ 276,676 | \$ - |
| Education, Department of | Direct | | P220A100009 | 84.215 | Centers for International Business Education | \$ 141,940 | \$ - |
| Education, Department of | Direct | | R305A100178 | 84.305 | Education Research, Development and Dissemination | \$ 2,843 | \$ - |

**The University of Michigan
Schedule of Expenditures of Federal Awards
For the Year Ended June 30, 2015**

| Cluster Title/Federal Grantor/Program | Type | Pass-Through Grantor | Award Identifier | CFDA Number | CFDA Program Title | Federal Expenditures | Subrecipient |
|--|--------------|---|--------------------------------|-------------|--|----------------------|---------------------|
| Education, Department of | Direct | | R305A100284 | 84.305 | Education Research, Development and Dissemination | (11,961) | - |
| Education, Department of | Direct | | R305A100369 | 84.305 | Education Research, Development and Dissemination | 451,042 | 162,260 |
| Education, Department of | Direct | | R305A100482 | 84.305 | Education Research, Development and Dissemination | 14,634 | - |
| Education, Department of | Direct | | R305A100623 | 84.305 | Education Research, Development and Dissemination | 125,728 | - |
| Education, Department of | Direct | | R305A110038 | 84.305 | Education Research, Development and Dissemination | (3,706) | - |
| Education, Department of | Direct | | R305A120320 | 84.305 | Education Research, Development and Dissemination | 357,151 | - |
| Education, Department of | Direct | | R305A120811 | 84.305 | Education Research, Development and Dissemination | 409,664 | 306,026 |
| Education, Department of | Direct | | R305A140059 | 84.305 | Education Research, Development and Dissemination | 233,413 | 21,601 |
| Education, Department of | Direct | | R305A140363 | 84.305 | Education Research, Development and Dissemination | 371,423 | - |
| Education, Department of | Direct | | R305A140647 | 84.305 | Education Research, Development and Dissemination | 222,462 | 87,640 |
| Education, Department of | Direct | | R305B11000115 | 84.305 | Education Research, Development and Dissemination | 71,950 | - |
| Education, Department of | Direct | | R305E100008 | 84.305 | Education Research, Development and Dissemination | 646,498 | 356,303 |
| Education, Department of | Direct | | R305H140028 | 84.305 | Education Research, Development and Dissemination | 306,843 | 85,221 |
| Education, Department of | Pass-Through | Columbia University | 3 (GG006885) | 84.305 | Education Research, Development and Dissemination | 26,636 | - |
| Education, Department of | Pass-Through | Columbia University | OSP #511135 | 84.305 | Education Research, Development and Dissemination | 219,196 | - |
| Education, Department of | Pass-Through | National Bureau of Economic Research | R305A120269-7700 | 84.305 | Education Research, Development and Dissemination | 110,047 | - |
| Education, Department of | Pass-Through | Northwestern University | Subaward SP0016568-PROJ0004257 | 84.305 | Education Research, Development and Dissemination | 39,166 | - |
| | | | | | | <u>\$ 3,593,029</u> | <u>\$ 1,019,051</u> |
| Education, Department of | Direct | | H325D110003 | 84.325 | Special Education - Personnel Development to Improve Services and Results for Children with Disabilities | \$ 156,991 | \$ - |
| Education, Department of | Pass-Through | Michigan, State of, Strategic Fund | 13-00-11 | 84.334 | Gaining Early Awareness and Readiness for Undergraduate Programs | \$ 68,863 | \$ - |
| Education, Department of | Pass-Through | Michigan, State of, Strategic Fund | 13-00-12 | 84.334 | Gaining Early Awareness and Readiness for Undergraduate Programs | 40,726 | - |
| Education, Department of | Pass-Through | Michigan, State of, Strategic Fund | 13-0013 | 84.334 | Gaining Early Awareness and Readiness for Undergraduate Programs | 15,882 | - |
| Education, Department of | Pass-Through | Michigan, State of, Strategic Fund | 13-00-18 | 84.334 | Gaining Early Awareness and Readiness for Undergraduate Programs | 35,245 | - |
| Education, Department of | Pass-Through | Michigan, State of, Strategic Fund | 13-00-19 | 84.334 | Gaining Early Awareness and Readiness for Undergraduate Programs | 27,276 | - |
| Education, Department of | Pass-Through | Michigan, State of, Strategic Fund | 14-00-11 | 84.334 | Gaining Early Awareness and Readiness for Undergraduate Programs | 134,504 | - |
| Education, Department of | Pass-Through | Michigan, State of, Strategic Fund | 14-00-12 | 84.334 | Gaining Early Awareness and Readiness for Undergraduate Programs | 28,460 | - |
| Education, Department of | Pass-Through | Michigan, State of, Strategic Fund | 14-00-13 | 84.334 | Gaining Early Awareness and Readiness for Undergraduate Programs | 10,487 | - |
| Education, Department of | Pass-Through | Michigan, State of, Strategic Fund | 14-00-18 | 84.334 | Gaining Early Awareness and Readiness for Undergraduate Programs | 41,220 | - |
| Education, Department of | Pass-Through | Michigan, State of, Strategic Fund | 14-00-19 | 84.334 | Gaining Early Awareness and Readiness for Undergraduate Programs | 61,494 | - |
| | | | | | | <u>\$ 464,157</u> | <u>\$ -</u> |
| Education, Department of | Direct | | P335A130240 | 84.335 | Child Care Access Means Parents in School | \$ 174,296 | \$ - |
| Education, Department of | Pass-Through | National Board of Professional Teaching Standards | Service Agreement | 84.411 | Investing in Innovation (i3) Fund | \$ 13,756 | \$ - |
| | | | Total Education, Department of | | | <u>\$ 8,998,945</u> | <u>\$ 1,106,228</u> |
| Health and Human Services, Department of | Direct | | 1 R01 NS089585-01A1 | 93.N/A | | \$ 17,873 | \$ - |
| Health and Human Services, Department of | Direct | | 1 R01-NS091175-01A1 | 93.N/A | | 883 | - |
| Health and Human Services, Department of | Direct | | 1 R21 CA191744-01 | 93.N/A | | 78,506 | - |
| Health and Human Services, Department of | Direct | | 1 R21 NS093399 01 | 93.N/A | | 22,174 | - |
| Health and Human Services, Department of | Direct | | 11IPA1110654-J. Lepkowski | 93.N/A | | 29,871 | - |
| Health and Human Services, Department of | Direct | | 12IPA1202922-Paul P. Lee | 93.N/A | | 30,567 | - |
| Health and Human Services, Department of | Direct | | 14IPA1405517 | 93.N/A | | 11,404 | - |
| Health and Human Services, Department of | Direct | | 2 R56 AI043363-16A1 | 93.N/A | | 124,197 | - |
| Health and Human Services, Department of | Direct | | 200-2010-33976 | 93.N/A | | 5,320,187 | - |
| Health and Human Services, Department of | Direct | | 200-2013-56856 | 93.N/A | | 397,815 | - |
| Health and Human Services, Department of | Direct | | 200-2014-M-61129 | 93.N/A | | 103,003 | - |
| Health and Human Services, Department of | Direct | | 211-2014-58744 | 93.N/A | | 40,780 | - |
| Health and Human Services, Department of | Direct | | 283-10-0324 | 93.N/A | | 1,148,536 | - |
| Health and Human Services, Department of | Direct | | 5 K01-AI099006-05 | 93.N/A | | 103,926 | - |
| Health and Human Services, Department of | Direct | | HHSF223201310183C | 93.N/A | | 139,248 | - |
| Health and Human Services, Department of | Direct | | HHSN268200736192C | 93.N/A | | 333,435 | 18,616 |
| Health and Human Services, Department of | Direct | | HHSN268200900016C | 93.N/A | | 927,831 | 28,955 |
| Health and Human Services, Department of | Direct | | HHSN268201100018C | 93.N/A | | 615,422 | - |
| Health and Human Services, Department of | Direct | | HHSN268201100026C | 93.N/A | | 693,255 | 215,980 |
| Health and Human Services, Department of | Direct | | HHSN268201400012C | 93.N/A | | 551,344 | - |
| Health and Human Services, Department of | Direct | | HHSN271200900786P | 93.N/A | | 29,128 | - |
| Health and Human Services, Department of | Direct | | HHSN271201200443P | 93.N/A | | 4 | - |
| Health and Human Services, Department of | Direct | | HHSN271201400033C | 93.N/A | | 487,110 | - |
| Health and Human Services, Department of | Direct | | HHSN272200900031C(N01-A1-90031 | 93.N/A | | 588,250 | 279,725 |
| Health and Human Services, Department of | Direct | | HHSN275201000007C | 93.N/A | | 443,352 | - |
| Health and Human Services, Department of | Direct | | HHSN276200800013C | 93.N/A | | 280,969 | 34,944 |
| Health and Human Services, Department of | Direct | | HHSN276201400001C | 93.N/A | | 2,641,781 | 741,412 |
| Health and Human Services, Department of | Direct | | IPA Bashshur, Rashid | 93.N/A | | 72,902 | - |
| Health and Human Services, Department of | Direct | | IPA Sampselle, Carolyn | 93.N/A | | 62,653 | - |
| Health and Human Services, Department of | Direct | | IPA, Welsch, Robert | 93.N/A | | 20,012 | - |
| Health and Human Services, Department of | Direct | | IPA-Weiland / IPIPA14OS126196 | 93.N/A | | 15,031 | - |
| Health and Human Services, Department of | Pass-Through | Abt Associates, Inc. | 41782 / ISIS-UMI-14981 | 93.N/A | | 95,105 | - |

The University of Michigan
Schedule of Expenditures of Federal Awards
For the Year Ended June 30, 2015

| Cluster Title/Federal Grantor/Program | Type | Pass-Through Grantor | Award Identifier | CFDA Number | CFDA Program Title | Federal Expenditures | Subrecipient |
|--|--------------|--|----------------------------------|-------------|--------------------|----------------------|--------------|
| Health and Human Services, Department of | Pass-Through | Abt Associates, Inc. | 44098 / AG-3198-C-14-0017 | 93.N/A | | 22,209 | - |
| Health and Human Services, Department of | Pass-Through | Altarum Institute | Subcontract SC-13-025 | 93.N/A | | 18,040 | - |
| Health and Human Services, Department of | Pass-Through | American International Health Alliance, Inc. | H-F9-ETH-13-0-PTR-SPUM-00 | 93.N/A | | 27,766 | - |
| Health and Human Services, Department of | Pass-Through | Applied StemCell, Inc (ASC) | Research Agreement | 93.N/A | | 91,435 | - |
| Health and Human Services, Department of | Pass-Through | Arbor Research Collaborative For Health | Appendix M to Project Master A | 93.N/A | | 96,963 | - |
| Health and Human Services, Department of | Pass-Through | Arbor Research Collaborative For Health | Assessing generic and brand im | 93.N/A | | 27,335 | - |
| Health and Human Services, Department of | Pass-Through | Arbor Research Collaborative For Health | HHSM-500_T0003 | 93.N/A | | 410,342 | - |
| Health and Human Services, Department of | Pass-Through | Arbor Research Collaborative For Health | HHSM-500-T0001 | 93.N/A | | 217,256 | - |
| Health and Human Services, Department of | Pass-Through | Arbor Ultrasound Technologies, LLC | Appendix 2 to Master Research | 93.N/A | | 5,238 | - |
| Health and Human Services, Department of | Pass-Through | Area Agency on Aging - Michigan | Contract Number 14-9202-03 | 93.N/A | | 6,887 | - |
| Health and Human Services, Department of | Pass-Through | Billings Clinic | Research site subk | 93.N/A | | 52,783 | - |
| Health and Human Services, Department of | Pass-Through | Biocrede, Inc | Research Agreement | 93.N/A | | 8,080 | - |
| Health and Human Services, Department of | Pass-Through | Biocrede, Inc | Roundtable Research Agreement | 93.N/A | | 51,790 | - |
| Health and Human Services, Department of | Pass-Through | Biocrede, Inc | Roundtable Research Agreement | 93.N/A | | 21,935 | - |
| Health and Human Services, Department of | Pass-Through | Brown University | 00000319,P.O.#P263066 | 93.N/A | | 5,219 | - |
| Health and Human Services, Department of | Pass-Through | Catapult Consultants, LLC | 7138-2 Work Order #006 | 93.N/A | | 9,987 | - |
| Health and Human Services, Department of | Pass-Through | Catholic Social Services | Adult Day Service | 93.N/A | | 9,959 | - |
| Health and Human Services, Department of | Pass-Through | Catholic Social Services | Adult Day Service | 93.N/A | | 27,520 | - |
| Health and Human Services, Department of | Pass-Through | Columbia University | 4 (GG006274-03) | 93.N/A | | (1,428) | - |
| Health and Human Services, Department of | Pass-Through | Duke University | 203-8623 | 93.N/A | | 63,076 | - |
| Health and Human Services, Department of | Pass-Through | Duke University | SPS # 182730 | 93.N/A | | 707 | - |
| Health and Human Services, Department of | Pass-Through | Duke University | SPS 169427 | 93.N/A | | 160,858 | - |
| Health and Human Services, Department of | Pass-Through | Econometrica | 2241-0001-UM | 93.N/A | | 68,213 | - |
| Health and Human Services, Department of | Pass-Through | FHI 360 Headquarters | FC) 104166/ID 0080.0257 | 93.N/A | | 10,969 | - |
| Health and Human Services, Department of | Pass-Through | Fordham University | FORD00002 | 93.N/A | | 1,233 | - |
| Health and Human Services, Department of | Pass-Through | Fors Marsh Group | Agmt | 93.N/A | | (47) | - |
| Health and Human Services, Department of | Pass-Through | Genetic Alliance, Inc | 200-2009-28537, Task Order 009 | 93.N/A | | 17,638 | - |
| Health and Human Services, Department of | Pass-Through | Genetic Alliance, Inc | Genetic Alliance Contractor Ag | 93.N/A | | 18,943 | - |
| Health and Human Services, Department of | Pass-Through | Harvard | 111442-5087968 | 93.N/A | | 20,579 | - |
| Health and Human Services, Department of | Pass-Through | Health Research and Educational Trust | 80104 | 93.N/A | | 66,782 | - |
| Health and Human Services, Department of | Pass-Through | Health Research and Educational Trust | 80321 | 93.N/A | | 601,351 | - |
| Health and Human Services, Department of | Pass-Through | Health Research and Educational Trust | 80399-2 | 93.N/A | | 1,058,387 | 101,929 |
| Health and Human Services, Department of | Pass-Through | Hemophilia Foundation of Michigan | Contract | 93.N/A | | 26,000 | - |
| Health and Human Services, Department of | Pass-Through | Improve Care Now, Inc. | Agreement | 93.N/A | | 2,864 | - |
| Health and Human Services, Department of | Pass-Through | Innovative Bio Therapies (IBT) | Proj Specific Addendum | 93.N/A | | 4,046 | - |
| Health and Human Services, Department of | Pass-Through | Innovative Bio Therapies (IBT) | Project Specific Addendum | 93.N/A | | 29,648 | - |
| Health and Human Services, Department of | Pass-Through | Institute of Nutrition of Central American and Panama (INCAP) | Prime HHSN268200900028C | 93.N/A | | 90,463 | - |
| Health and Human Services, Department of | Pass-Through | Instituto de Nutricion de Centro America y Panama | subcontract | 93.N/A | | 243,064 | - |
| Health and Human Services, Department of | Pass-Through | Integrated Sensing Systems (ISSYS) | Research Agreement | 93.N/A | | 156,202 | - |
| Health and Human Services, Department of | Pass-Through | Invenio Imaging, Inc. | Biopsy guidance with Coherent | 93.N/A | | 13,915 | - |
| Health and Human Services, Department of | Pass-Through | Johns Hopkins University | HHS A290210000271; T.O. HHS A290 | 93.N/A | | 9,766 | - |
| Health and Human Services, Department of | Pass-Through | Leidos Biomedical Research, Inc. | 15X118 | 93.N/A | | 31,385 | - |
| Health and Human Services, Department of | Pass-Through | Leidos Biomedical Research, Inc. | 29XS091 | 93.N/A | | 125,405 | - |
| Health and Human Services, Department of | Pass-Through | M.D. Anderson Cancer Center | 00001338 | 93.N/A | | 7,762 | - |
| Health and Human Services, Department of | Pass-Through | Magee Womens Research Institute | 9372 | 93.N/A | | 58,275 | - |
| Health and Human Services, Department of | Pass-Through | MEI Research, Ltd. | Award Authorization Letter dat | 93.N/A | | 61,840 | - |
| Health and Human Services, Department of | Pass-Through | Michigan Critical Care Consultants, Inc. | Appendix 1 to Project Master A | 93.N/A | | 94,150 | - |
| Health and Human Services, Department of | Pass-Through | Michigan Critical Care Consultants, Inc. | Appendix E to Prjt Master Agmt | 93.N/A | | (16,867) | - |
| Health and Human Services, Department of | Pass-Through | Michigan Critical Care Consultants, Inc. | Appendix H to Master Agreement | 93.N/A | | 47,410 | - |
| Health and Human Services, Department of | Pass-Through | Michigan Critical Care Consultants, Inc. | SBIR I - Small Business Innova | 93.N/A | | 112,302 | - |
| Health and Human Services, Department of | Pass-Through | Michigan Public Health Institute | G-30327-115-504200 | 93.N/A | | 36,604 | - |
| Health and Human Services, Department of | Pass-Through | Michigan Public Health Institute | K-302208-116-504200 | 93.N/A | | 18,530 | - |
| Health and Human Services, Department of | Pass-Through | Michigan, State of, Community Health, Department of | 20141428 | 93.N/A | | 37,756 | - |
| Health and Human Services, Department of | Pass-Through | Michigan, State of, Community Health, Department of | 20142379 | 93.N/A | | 65,399 | - |
| Health and Human Services, Department of | Pass-Through | Michigan, State of, Community Health, Department of | 20151587 | 93.N/A | | 45,541 | - |
| Health and Human Services, Department of | Pass-Through | Minneapolis Medical Research Foundation (MMRF) | Agreement | 93.N/A | | 51,221 | - |
| Health and Human Services, Department of | Pass-Through | NanoBio Corporation | Appendix to Roundtable Res Agr | 93.N/A | | 11,124 | - |
| Health and Human Services, Department of | Pass-Through | NanoBio Corporation | HHSN272201300028C | 93.N/A | | 441,000 | - |
| Health and Human Services, Department of | Pass-Through | National Association for Chronic Disease Directors (NACDD) | 0972013 | 93.N/A | | 56,006 | - |
| Health and Human Services, Department of | Pass-Through | National Association for Chronic Disease Directors (NACDD) | 1792015 | 93.N/A | | 232,256 | - |
| Health and Human Services, Department of | Pass-Through | National Association for Chronic Disease Directors (NACDD) | 0602014-1121-1400-4 | 93.N/A | | 272,745 | - |
| Health and Human Services, Department of | Pass-Through | National Institute for Pharmaceutical Technology and Education (NIPTE) | NIPTE-UO1-MI-0001-2012 | 93.N/A | | (336) | - |
| Health and Human Services, Department of | Pass-Through | National Institute of Occupational Health | 211-2013-M-56365 | 93.N/A | | 92,599 | - |
| Health and Human Services, Department of | Pass-Through | New York, State of | OMH01-C020206-3650000 | 93.N/A | | 103,248 | 14,468 |
| Health and Human Services, Department of | Pass-Through | North Dakota Farm Bureau Foundation | Letter dtd 10/31/08 | 93.N/A | | 96 | - |
| Health and Human Services, Department of | Pass-Through | North Shore-Long Island Jewish Health System | 500678 UMICH | 93.N/A | | 79,693 | - |
| Health and Human Services, Department of | Pass-Through | Northeastern University | 500412-78050 | 93.N/A | | 15,387 | - |
| Health and Human Services, Department of | Pass-Through | Northwestern University | 60032978-UM TO 3-COA 11 | 93.N/A | | 39,821 | - |
| Health and Human Services, Department of | Pass-Through | ONL Therapeutics | R43 EY022512 | 93.N/A | | (25,471) | - |
| Health and Human Services, Department of | Pass-Through | O-Ray Pharma, Inc | Ltr dtd 6/25/14 | 93.N/A | | 110,390 | - |
| Health and Human Services, Department of | Pass-Through | Paganini Biopharma, Inc | Agreement | 93.N/A | | 39,529 | - |
| Health and Human Services, Department of | Pass-Through | ProDevice Medical Supplies and Equipment LLC | Accurate Prostate Cancer Diagn | 93.N/A | | 29,312 | - |
| Health and Human Services, Department of | Pass-Through | Radiation Monitoring Devices, Inc. | C15-12 | 93.N/A | | 88,370 | - |
| Health and Human Services, Department of | Pass-Through | Research Foundation of State University of New York | 1116975/1/55773 | 93.N/A | | 4,526 | - |
| Health and Human Services, Department of | Pass-Through | St. Jude Children's Research Hospital | 111423070-7630333 | 93.N/A | | 541 | - |
| Health and Human Services, Department of | Pass-Through | St. Jude Children's Research Hospital | 1120921020-7644089 | 93.N/A | | 21,129 | 7,911 |
| Health and Human Services, Department of | Pass-Through | St. Jude Children's Research Hospital | 112104010-7617297 | 93.N/A | | 79,442 | - |

**The University of Michigan
Schedule of Expenditures of Federal Awards
For the Year Ended June 30, 2015**

| Cluster Title/Federal Grantor/Program | Type | Pass-Through Grantor | Award Identifier | CFDA Number | CFDA Program Title | Federal Expenditures | Subrecipient |
|--|--------------|--|--------------------------------|-------------|---|----------------------|---------------------|
| Health and Human Services, Department of | Pass-Through | The Association of State and Territorial Health Officials (ASTHO) | 12201-74 | 93.N/A | | 149,792 | 60,684 |
| Health and Human Services, Department of | Pass-Through | University of Alabama at Birmingham (UAB) | 000383981-002 | 93.N/A | | 34,200 | - |
| Health and Human Services, Department of | Pass-Through | University of Cincinnati | 008833-002 | 93.N/A | | 46,877 | - |
| Health and Human Services, Department of | Pass-Through | University of Memphis | University of Memphis Centers | 93.N/A | | 147,139 | - |
| Health and Human Services, Department of | Pass-Through | University of North Carolina | P404404 | 93.N/A | | 1,533 | - |
| Health and Human Services, Department of | Pass-Through | University of Pennsylvania | Regulations of Platelet and En | 93.N/A | | 119,145 | - |
| Health and Human Services, Department of | Pass-Through | University of Virginia | GB10094-147355 | 93.N/A | | 84,553 | - |
| Health and Human Services, Department of | Pass-Through | University of Washington | 760144 | 93.N/A | | 61,268 | - |
| Health and Human Services, Department of | Pass-Through | University of Wisconsin | 552K974 | 93.N/A | | 32,875 | - |
| Health and Human Services, Department of | Pass-Through | Wake Forest University | WFUHS 30225 | 93.N/A | | 85,250 | - |
| Health and Human Services, Department of | Pass-Through | Yale University | C10A10829(B00123) | 93.N/A | | 8,115 | - |
| Health and Human Services, Department of | Pass-Through | Yale University | M15A12119 (A10207) | 93.N/A | | 8,872 | - |
| Health and Human Services, Department of | Pass-Through | Yale University | M15B11988(B00146) | 93.N/A | | 26,704 | - |
| Health and Human Services, Department of | Pass-Through | ZoneOne Pharma, Inc. | Research Agreement | 93.N/A | | 65,053 | - |
| | | | | | | <u>\$ 22,540,023</u> | <u>\$ 1,504,624</u> |
| Health and Human Services, Department of | Direct | | U10 DP252039-04 | 93.061 | Innovations in Applied Public Health Research | <u>\$ (305)</u> | <u>\$ -</u> |
| Health and Human Services, Department of | Direct | | 5 U58 DP003835-03 | 93.068 | Chronic Diseases: Research, Control, and Prevention | \$ 72,270 | \$ 70,906 |
| Health and Human Services, Department of | Direct | | 5 U58 DP003835-04 | 93.068 | Chronic Diseases: Research, Control, and Prevention | 47,617 | 43,347 |
| Health and Human Services, Department of | Direct | | 5 U58 DP003836-03 | 93.068 | Chronic Diseases: Research, Control, and Prevention | 308,448 | - |
| Health and Human Services, Department of | Direct | | 5 U58 DP003836-04 | 93.068 | Chronic Diseases: Research, Control, and Prevention | 325,153 | - |
| | | | | | | <u>\$ 753,488</u> | <u>\$ 114,253</u> |
| Health and Human Services, Department of | Pass-Through | Michigan, State of, Community Health, Department of | 20141090-00 | 93.070 | Environmental Public Health and Emergency Response Hospital Preparedness Program (HPP) and Public Health Emergency Preparedness (PHEP) Aligned Cooperative Agreements | \$ 96,341 | \$ - |
| Health and Human Services, Department of | Pass-Through | Michigan, State of, Community Health, Department of | 20151598 | 93.074 | Hospital Preparedness Program (HPP) and Public Health Emergency Preparedness (PHEP) Aligned Cooperative Agreements | | |
| Health and Human Services, Department of | Pass-Through | Michigan, State of, Community Health, Department of | 20141438-00 | 93.074 | | (234,491) | - |
| | | | | | | <u>\$ (138,150)</u> | <u>\$ -</u> |
| Health and Human Services, Department of | Direct | | 5 R03 CA182990-02 | 93.077 | Family Smoking Prevention and Tobacco Control Act Regulatory Research | \$ 50,781 | \$ - |
| Health and Human Services, Department of | Pass-Through | Georgetown University | GR410103 | 93.077 | Family Smoking Prevention and Tobacco Control Act Regulatory Research | 171,700 | - |
| | | | | | | <u>\$ 222,481</u> | <u>\$ -</u> |
| Health and Human Services, Department of | Pass-Through | Hektoen Institute for Medical Research, The | 1126-324-UM-01 | 93.084 | Prevention of Disease, Disability, and Death by Infectious Diseases | \$ 69,860.00 | \$ - |
| Health and Human Services, Department of | Direct | | 1 U01 FD005014-01 | 93.103 | Food and Drug Administration_Research | \$ 191,253 | \$ - |
| Health and Human Services, Department of | Direct | | 2 P50 FD003787-06 | 93.103 | Food and Drug Administration_Research | 410,990 | - |
| Health and Human Services, Department of | Direct | | 5 P50 FD003787 04 | 93.103 | Food and Drug Administration_Research | 182,542 | - |
| Health and Human Services, Department of | Direct | | 5 U01 FD004259-03 | 93.103 | Food and Drug Administration_Research | 28,292 | - |
| Health and Human Services, Department of | Pass-Through | National Institute for Pharmaceutical Technology and Education (NIPTE) | NIPTE-U01-MI-1-2014 | 93.103 | Food and Drug Administration_Research | 121,756 | - |
| Health and Human Services, Department of | Pass-Through | ZoneOne Pharma, Inc. | Research Agreement | 93.103 | Food and Drug Administration_Research | 150,771 | - |
| | | | | | | <u>\$ 1,085,604</u> | <u>\$ -</u> |
| Health and Human Services, Department of | Pass-Through | American Indian Health and Family Services of SE Michigan, Inc (AIHFS) | Agreement | 93.104 | Comprehensive Community Mental Health Services for Children with Serious Emotional Disturbances (SED) | \$ 104,095 | \$ - |
| Health and Human Services, Department of | Pass-Through | American Indian Health and Family Services of SE Michigan, Inc (AIHFS) | Agreement Dtd 3/18/14 | 93.104 | Comprehensive Community Mental Health Services for Children with Serious Emotional Disturbances (SED) | 2,186 | - |
| | | | | | | <u>\$ 106,281</u> | <u>\$ -</u> |
| Health and Human Services, Department of | Direct | | 5 T20 MC07463-09-00 | 93.110 | Maternal and Child Health Federal Consolidated Programs | \$ 13,889 | \$ - |
| Health and Human Services, Department of | Pass-Through | American Academy of Pediatrics | 5Feb14 Letter Agreement | 93.110 | Maternal and Child Health Federal Consolidated Programs | 37,306 | - |
| Health and Human Services, Department of | Pass-Through | Case Western Reserve University | RES508859 | 93.110 | Maternal and Child Health Federal Consolidated Programs | 97,156 | - |
| Health and Human Services, Department of | Pass-Through | Michigan, State of, Community Health, Department of | 20153428 | 93.110 | Maternal and Child Health Federal Consolidated Programs | 4,507 | - |
| | | | | | | <u>\$ 152,858</u> | <u>\$ -</u> |
| Health and Human Services, Department of | Direct | | 1 R21 ES024428-01 | 93.113 | Environmental Health | \$ 176,506 | \$ - |
| Health and Human Services, Department of | Direct | | 1 R21 ES025456-01 | 93.113 | Environmental Health | 51,698 | - |
| Health and Human Services, Department of | Direct | | 5 D43ES018744 05 | 93.113 | Environmental Health | 107,305 | - |
| Health and Human Services, Department of | Direct | | 5 F31 ES021238 -02 | 93.113 | Environmental Health | 33,616 | - |
| Health and Human Services, Department of | Direct | | 5 K01 ES019909-05 | 93.113 | Environmental Health | 84,421 | - |
| Health and Human Services, Department of | Direct | | 5 P01 ES022844-03 | 93.113 | Environmental Health | 830,723 | 186,270 |
| Health and Human Services, Department of | Direct | | 5 P30 ES017885-04 | 93.113 | Environmental Health | 974,134 | - |
| Health and Human Services, Department of | Direct | | 5 R01 ES012236-10 | 93.113 | Environmental Health | 341 | - |
| Health and Human Services, Department of | Direct | | 5 R01 ES012920 10 | 93.113 | Environmental Health | 422,635 | - |
| Health and Human Services, Department of | Direct | | 5 R01 ES016541-05 | 93.113 | Environmental Health | 99,400 | - |
| Health and Human Services, Department of | Direct | | 5 R01 ES016769-05 | 93.113 | Environmental Health | 565,322 | - |
| Health and Human Services, Department of | Direct | | 5 R01 ES016932-05 | 93.113 | Environmental Health | 201,118 | 170,000 |
| Health and Human Services, Department of | Direct | | 5 R01 ES017022 05 | 93.113 | Environmental Health | 60,139 | - |
| Health and Human Services, Department of | Direct | | 5 R01 ES017524 05 | 93.113 | Environmental Health | 69,233 | - |
| Health and Human Services, Department of | Direct | | 5 R01 ES018872-05 | 93.113 | Environmental Health | 392,801 | 105,659 |
| Health and Human Services, Department of | Direct | | 5 R01 ES019189 04 | 93.113 | Environmental Health | 115,528 | - |
| Health and Human Services, Department of | Direct | | 5 R01 ES020875-04 | 93.113 | Environmental Health | 428,911 | - |
| Health and Human Services, Department of | Direct | | 5 R01 ES021465-04 | 93.113 | Environmental Health | 604,456 | 17,815 |
| Health and Human Services, Department of | Direct | | 5 R01 ES022616-02 | 93.113 | Environmental Health | 498,739 | 39,211 |
| Health and Human Services, Department of | Direct | | 5 R01-ES012236-12 | 93.113 | Environmental Health | 387,157 | - |
| Health and Human Services, Department of | Direct | | 5 R21 ES020156-02 | 93.113 | Environmental Health | 97,457 | - |
| Health and Human Services, Department of | Direct | | 5 R21 ES020946-02 | 93.113 | Environmental Health | (7,418) | - |
| Health and Human Services, Department of | Direct | | 5 R21 ES022311-02 | 93.113 | Environmental Health | 208,928 | - |
| Health and Human Services, Department of | Direct | | 5K99ES02222102 | 93.113 | Environmental Health | 91,852 | - |

The University of Michigan
Schedule of Expenditures of Federal Awards
For the Year Ended June 30, 2015

| Cluster Title/Federal Grantor/Program | Type | Pass-Through Grantor | Award Identifier | CFDA Number | CFDA Program Title | Federal Expenditures | Subrecipient |
|--|--------------|---|--------------------------------|-------------|---|----------------------|-------------------|
| Health and Human Services, Department of | Direct | | 5-R21 ES020811-03 | 93.113 | Environmental Health | 136,063 | 87,549 |
| Health and Human Services, Department of | Direct | | 5U01ES020128-05 | 93.113 | Environmental Health | 482,877 | - |
| Health and Human Services, Department of | Direct | | T32 ES007062 | 93.113 | Environmental Health | 497,870 | - |
| Health and Human Services, Department of | Pass-Through | Boston University | 4500000637 | 93.113 | Environmental Health | 30,631 | - |
| Health and Human Services, Department of | Pass-Through | Colorado State University | G-18939-1 | 93.113 | Environmental Health | 19,016 | - |
| Health and Human Services, Department of | Pass-Through | Duke University | 12-NIH-1062 | 93.113 | Environmental Health | 25,211 | - |
| Health and Human Services, Department of | Pass-Through | Harvard University | 112147-5072942 | 93.113 | Environmental Health | 69,214 | - |
| Health and Human Services, Department of | Pass-Through | Henry Ford Health System | 1 R21 ES022321-01 | 93.113 | Environmental Health | 17,162 | - |
| Health and Human Services, Department of | Pass-Through | Johns Hopkins University | SPIROMICS Air Study | 93.113 | Environmental Health | 20,245 | - |
| Health and Human Services, Department of | Pass-Through | Michigan State University | RC103336UM | 93.113 | Environmental Health | 7,360 | - |
| Health and Human Services, Department of | Pass-Through | Rush University Medical Center | 1 R21 ES020404-02 | 93.113 | Environmental Health | 21,475 | - |
| Health and Human Services, Department of | Pass-Through | University of Maryland, The | 10971 | 93.113 | Environmental Health | 155,197 | - |
| Health and Human Services, Department of | Pass-Through | University of Pittsburgh | 0030562 (122523-1) | 93.113 | Environmental Health | 31,289 | - |
| Health and Human Services, Department of | Pass-Through | University of Toronto | 495477 | 93.113 | Environmental Health | 209,498 | - |
| | | | | | | <u>\$ 8,218,110</u> | <u>\$ 606,504</u> |
| Health and Human Services, Department of | Direct | | 1 IM0HP25100-01-01 | 93.117 | Preventive Medicine and Public Health Residency Training Program, Integrative Medicine Program, and National Coordinating Center for Integrative Medicine | \$ 25,829 | \$ - |
| Health and Human Services, Department of | Direct | | 1D33HP1903801 | 93.117 | Preventive Medicine and Public Health Residency Training Program, Integrative Medicine Program, and National Coordinating Center for Integrative Medicine | (7,641) | - |
| Health and Human Services, Department of | Direct | | 1D33HP257960100 | 93.117 | Preventive Medicine and Public Health Residency Training Program, Integrative Medicine Program, and National Coordinating Center for Integrative Medicine | 7,142 | - |
| Health and Human Services, Department of | Direct | | D33HP25796 | 93.117 | Preventive Medicine and Public Health Residency Training Program, Integrative Medicine Program, and National Coordinating Center for Integrative Medicine | 395,720 | - |
| | | | | | | <u>\$ 421,050</u> | <u>\$ -</u> |
| Health and Human Services, Department of | Direct | | 1 F30 DE023479-02 | 93.121 | Oral Diseases and Disorders Research | \$ 50,041 | \$ - |
| Health and Human Services, Department of | Direct | | 1 R21 DE022439-02 | 93.121 | Oral Diseases and Disorders Research | (54,444) | - |
| Health and Human Services, Department of | Direct | | 1 R56 DE022787-01A1 | 93.121 | Oral Diseases and Disorders Research | 136,973 | - |
| Health and Human Services, Department of | Direct | | 1 R56 DE023095-01A1 | 93.121 | Oral Diseases and Disorders Research | 122,930 | - |
| Health and Human Services, Department of | Direct | | 1R56DE02438501 | 93.121 | Oral Diseases and Disorders Research | 111,724 | - |
| Health and Human Services, Department of | Direct | | 2 R01 DE015846-11A1 | 93.121 | Oral Diseases and Disorders Research | 168,292 | - |
| Health and Human Services, Department of | Direct | | 2 R01 DE020843-06 | 93.121 | Oral Diseases and Disorders Research | 48,173 | - |
| Health and Human Services, Department of | Direct | | 5 F30 DE022476-03 | 93.121 | Oral Diseases and Disorders Research | 10,490 | - |
| Health and Human Services, Department of | Direct | | 5 K08 DE021705-06 | 93.121 | Oral Diseases and Disorders Research | 119,860 | - |
| Health and Human Services, Department of | Direct | | 5 K12 DE023574-02 | 93.121 | Oral Diseases and Disorders Research | 265,418 | - |
| Health and Human Services, Department of | Direct | | 5 K23 DE019872-04 | 93.121 | Oral Diseases and Disorders Research | 38,717 | - |
| Health and Human Services, Department of | Direct | | 5 K23 DE020197-05 | 93.121 | Oral Diseases and Disorders Research | 4,225 | - |
| Health and Human Services, Department of | Direct | | 5 K23 DE021779-05 | 93.121 | Oral Diseases and Disorders Research | 116,471 | - |
| Health and Human Services, Department of | Direct | | 5 K99 DE024178-02 | 93.121 | Oral Diseases and Disorders Research | 100,648 | - |
| Health and Human Services, Department of | Direct | | 5 R00 DE022564-04 | 93.121 | Oral Diseases and Disorders Research | 179,261 | - |
| Health and Human Services, Department of | Direct | | 5 R01 DE011723-17 | 93.121 | Oral Diseases and Disorders Research | 371,401 | - |
| Health and Human Services, Department of | Direct | | 5 R01 DE013085-15 | 93.121 | Oral Diseases and Disorders Research | 419,085 | 180,250 |
| Health and Human Services, Department of | Direct | | 5 R01 DE013397-13 | 93.121 | Oral Diseases and Disorders Research | 287,259 | - |
| Health and Human Services, Department of | Direct | | 5 R01 DE015846-10 | 93.121 | Oral Diseases and Disorders Research | 84,418 | - |
| Health and Human Services, Department of | Direct | | 5 R01 DE016530-09 | 93.121 | Oral Diseases and Disorders Research | 553,445 | - |
| Health and Human Services, Department of | Direct | | 5 R01 DE018455-05 | 93.121 | Oral Diseases and Disorders Research | (874) | - |
| Health and Human Services, Department of | Direct | | 5 R01 DE018890-05 | 93.121 | Oral Diseases and Disorders Research | (35,168) | - |
| Health and Human Services, Department of | Direct | | 5 R01 DE018901-05 | 93.121 | Oral Diseases and Disorders Research | 3,172 | - |
| Health and Human Services, Department of | Direct | | 5 R01 DE019431-04 | 93.121 | Oral Diseases and Disorders Research | (1,501) | - |
| Health and Human Services, Department of | Direct | | 5 R01 DE019622-05 | 93.121 | Oral Diseases and Disorders Research | 217,224 | - |
| Health and Human Services, Department of | Direct | | 5 R01 DE019775-05 | 93.121 | Oral Diseases and Disorders Research | (12,123) | - |
| Health and Human Services, Department of | Direct | | 5 R01 DE020843-05 | 93.121 | Oral Diseases and Disorders Research | 338,085 | 79,539 |
| Health and Human Services, Department of | Direct | | 5 R01 DE021139-05 | 93.121 | Oral Diseases and Disorders Research | 469,519 | - |
| Health and Human Services, Department of | Direct | | 5 R01 DE021410-04 | 93.121 | Oral Diseases and Disorders Research | 211,732 | - |
| Health and Human Services, Department of | Direct | | 5 R01 DE022327-04 | 93.121 | Oral Diseases and Disorders Research | 305,021 | - |
| Health and Human Services, Department of | Direct | | 5 R01 DE023220-03 | 93.121 | Oral Diseases and Disorders Research | 406,425 | - |
| Health and Human Services, Department of | Direct | | 5 R01 DE023538-02 | 93.121 | Oral Diseases and Disorders Research | 387,881 | - |
| Health and Human Services, Department of | Direct | | 5 R01 DE024450-02 | 93.121 | Oral Diseases and Disorders Research | 352,839 | 181,019 |
| Health and Human Services, Department of | Direct | | 5 R01-DE022567-02 | 93.121 | Oral Diseases and Disorders Research | 197,815 | - |
| Health and Human Services, Department of | Direct | | 5 R21 DE023845-02 | 93.121 | Oral Diseases and Disorders Research | 171,646 | - |
| Health and Human Services, Department of | Direct | | 5 R21 DE024384-02 | 93.121 | Oral Diseases and Disorders Research | 215,807 | - |
| Health and Human Services, Department of | Direct | | 5 R56 DE023333-02 | 93.121 | Oral Diseases and Disorders Research | 297,928 | - |
| Health and Human Services, Department of | Direct | | 5 R56-DE022637-02 | 93.121 | Oral Diseases and Disorders Research | 356,340 | - |
| Health and Human Services, Department of | Direct | | 5 U01 DE021412-04 | 93.121 | Oral Diseases and Disorders Research | 1,856,329 | 1,513,170 |
| Health and Human Services, Department of | Direct | | 5 U01-DE023771-02 | 93.121 | Oral Diseases and Disorders Research | 596,459 | - |
| Health and Human Services, Department of | Direct | | T32 DE007057 | 93.121 | Oral Diseases and Disorders Research | 656,020 | - |
| Health and Human Services, Department of | Pass-Through | Boston University | 4145-5/PO#RA208158NGO | 93.121 | Oral Diseases and Disorders Research | (191) | - |
| Health and Human Services, Department of | Pass-Through | Forsyth Institute, The | 21127UM-2335 | 93.121 | Oral Diseases and Disorders Research | 143,250 | - |
| Health and Human Services, Department of | Pass-Through | MC3 Inc | Appendix F to Master Agreement | 93.121 | Oral Diseases and Disorders Research | (10,925) | - |
| Health and Human Services, Department of | Pass-Through | Northwestern University | 60034952 UM | 93.121 | Oral Diseases and Disorders Research | 23,463 | - |
| Health and Human Services, Department of | Pass-Through | Research Foundation of City University of New York (CUNY) | R923393 | 93.121 | Oral Diseases and Disorders Research | 17,292 | - |
| Health and Human Services, Department of | Pass-Through | Sanford-Burnham Medical Research Institute | 57564-12175-UOM 02 | 93.121 | Oral Diseases and Disorders Research | 57,141 | - |
| Health and Human Services, Department of | Pass-Through | University of Pittsburgh | 0014136 (118907-2) | 93.121 | Oral Diseases and Disorders Research | 207,946 | - |
| Health and Human Services, Department of | Pass-Through | University of Pittsburgh | 0047464 (125591-2) | 93.121 | Oral Diseases and Disorders Research | 42,960 | - |

The University of Michigan
Schedule of Expenditures of Federal Awards
For the Year Ended June 30, 2015

| Cluster Title/Federal Grantor/Program | Type | Pass-Through Grantor | Award Identifier | CFDA Number | CFDA Program Title | Federal Expenditures | Subrecipient |
|--|--------------|--|-------------------------|-------------|--|----------------------|--------------|
| Health and Human Services, Department of | Direct | | 1 A22HP27094-01-00 | 93.124 | Nurse Anesthetist Traineeships | \$ 10,605,899 | \$ 1,953,978 |
| Health and Human Services, Department of | Direct | | 1A22HP259940100 | 93.124 | Nurse Anesthetist Traineeships | \$ 25,298 | \$ - |
| | | | | | (1) | - | - |
| Health and Human Services, Department of | Direct | | 5 U03 MC00003-14-00 | 93.127 | Emergency Medical Services for Children | \$ 716,173 | \$ 287,453 |
| Health and Human Services, Department of | Direct | | 2 U13 HS07689-09-00 | 93.134 | Grants to Increase Organ Donations | \$ 1,826,430 | \$ 1,763,544 |
| Health and Human Services, Department of | Direct | | 5 U13 HS07689-0800 | 93.134 | Grants to Increase Organ Donations | 626,454 | 614,658 |
| Health and Human Services, Department of | Pass-Through | National Kidney Foundation of Michigan | R39OT26992 | 93.134 | Grants to Increase Organ Donations | 28,400 | - |
| | | | | | | \$ 2,481,284 | \$ 2,378,202 |
| Health and Human Services, Department of | Direct | | 5 U48 DP001901-05 | 93.135 | Centers for Research and Demonstration for Health Promotion and Disease Prevention | \$ 198,699 | \$ 44,255 |
| Health and Human Services, Department of | Direct | | 5 U48 DP001901-05 | 93.135 | Centers for Research and Demonstration for Health Promotion and Disease Prevention | 146,307 | - |
| | | | | | | \$ 345,006 | \$ 44,255 |
| Health and Human Services, Department of | Direct | | 1 U01 CE002167-02 | 93.136 | Injury Prevention and Control Research and State and Community Based Programs | \$ 23,821 | \$ - |
| Health and Human Services, Department of | Direct | | 5 R01 CE002552-02 | 93.136 | Injury Prevention and Control Research and State and Community Based Programs | 256,834 | - |
| Health and Human Services, Department of | Direct | | 5 R49 CE002099-02 | 93.136 | Injury Prevention and Control Research and State and Community Based Programs | 72,549 | - |
| Health and Human Services, Department of | Direct | | 5 R49 CE002099-03 | 93.136 | Injury Prevention and Control Research and State and Community Based Programs | 663,468 | - |
| Health and Human Services, Department of | Direct | | 5 U01 CE001940-05 | 93.136 | Injury Prevention and Control Research and State and Community Based Programs | 384,493 | - |
| Health and Human Services, Department of | Direct | | 5 U01 CE001957-05 | 93.136 | Injury Prevention and Control Research and State and Community Based Programs | 1,043,431 | - |
| Health and Human Services, Department of | Pass-Through | The Research Institute at Nationwide Children's Hospital | 5243HE / PO WX00247658 | 93.136 | Injury Prevention and Control Research and State and Community Based Programs | 6,270 | - |
| | | | | | | \$ 2,450,866 | \$ - |
| Health and Human Services, Department of | Pass-Through | International Union, UAW | Agreement dated 8/28/12 | 93.142 | NIEHS Hazardous Waste Worker Health and Safety Training | \$ 131,556 | \$ - |
| Health and Human Services, Department of | Pass-Through | Michigan State University | RC104168UM | 93.143 | NIEHS Superfund Hazardous Substances_Basic Research and Education | \$ 20,113 | \$ - |
| Health and Human Services, Department of | Pass-Through | Northeastern University | 50366 | 93.143 | NIEHS Superfund Hazardous Substances_Basic Research and Education | 395,665 | - |
| Health and Human Services, Department of | Pass-Through | Northeastern University | 500299 | 93.143 | NIEHS Superfund Hazardous Substances_Basic Research and Education | 39 | - |
| Health and Human Services, Department of | Pass-Through | Northeastern University | 500413-78050 | 93.143 | NIEHS Superfund Hazardous Substances_Basic Research and Education | 40,854 | - |
| | | | | | | \$ 456,671 | \$ - |
| Health and Human Services, Department of | Direct | | 1 R01 HG007068-02 | 93.172 | Human Genome Research | \$ 337,512 | \$ - |
| Health and Human Services, Department of | Direct | | 4 R00 HG007356-02 | 93.172 | Human Genome Research | 183,673 | - |
| Health and Human Services, Department of | Direct | | 5 R01 HG000376-27 | 93.172 | Human Genome Research | 391,272 | - |
| Health and Human Services, Department of | Direct | | 5 R01 HG006786-03 | 93.172 | Human Genome Research | 250,962 | - |
| Health and Human Services, Department of | Direct | | 5 R01 HG007022-04 | 93.172 | Human Genome Research | 759,327 | 72,941 |
| Health and Human Services, Department of | Direct | | 5 R01 HG007172-03 | 93.172 | Human Genome Research | 526,591 | 156,823 |
| Health and Human Services, Department of | Direct | | 5 UM1 HG006508-02 | 93.172 | Human Genome Research | 1,911,099 | 153,808 |
| Health and Human Services, Department of | Direct | | T32 HG000040 | 93.172 | Human Genome Research | 777,347 | - |
| Health and Human Services, Department of | Pass-Through | Boston College | 5001926-1 | 93.172 | Human Genome Research | (3,033) | - |
| Health and Human Services, Department of | Pass-Through | Boston College | 5002057-1 | 93.172 | Human Genome Research | (50,688) | - |
| Health and Human Services, Department of | Pass-Through | Brigham and Women's Hospital | 106933 | 93.172 | Human Genome Research | (29) | - |
| Health and Human Services, Department of | Pass-Through | Jackson Laboratory/MMRRC | Research Agreement | 93.172 | Human Genome Research | 87,822 | - |
| Health and Human Services, Department of | Pass-Through | Ohio State University, The | 60035548 | 93.172 | Human Genome Research | 34,261 | - |
| Health and Human Services, Department of | Pass-Through | Stanford University | 60050098-104913-B | 93.172 | Human Genome Research | 173,273 | - |
| Health and Human Services, Department of | Pass-Through | University of Ghana Medical School | 1U54HG006939-01 | 93.172 | Human Genome Research | 287 | - |
| Health and Human Services, Department of | Pass-Through | University of Ghana Medical School | 1U54HG006939-01 | 93.172 | Human Genome Research | 15,927 | - |
| Health and Human Services, Department of | Pass-Through | University of Ghana Medical School | 5U54HG00693903 | 93.172 | Human Genome Research | 235,364 | - |
| Health and Human Services, Department of | Pass-Through | University of Utah | 10035424 | 93.172 | Human Genome Research | 448,407 | - |
| Health and Human Services, Department of | Pass-Through | University of Washington | UWSC6439 | 93.172 | Human Genome Research | 117,205 | - |
| | | | | | | \$ 6,196,579 | \$ 383,572 |
| Health and Human Services, Department of | Direct | | 1 F31 DC014407-01A1 | 93.173 | Research Related to Deafness and Communication Disorders | \$ 4,067 | \$ - |
| Health and Human Services, Department of | Direct | | 1 R01 DC013885-01A1 | 93.173 | Research Related to Deafness and Communication Disorders | 77,851 | - |
| Health and Human Services, Department of | Direct | | 1 R01 DC014428-01 | 93.173 | Research Related to Deafness and Communication Disorders | 304,653 | - |
| Health and Human Services, Department of | Direct | | 1 R03 DC014306-01 | 93.173 | Research Related to Deafness and Communication Disorders | 89,029 | - |
| Health and Human Services, Department of | Direct | | 2 R01 DC004820-12 | 93.173 | Research Related to Deafness and Communication Disorders | 304,638 | 7,947 |
| Health and Human Services, Department of | Direct | | 2 R01 DC009410-07 | 93.173 | Research Related to Deafness and Communication Disorders | 452,678 | 57,825 |
| Health and Human Services, Department of | Direct | | 5 F31 DC012241-03 | 93.173 | Research Related to Deafness and Communication Disorders | 10,192 | - |
| Health and Human Services, Department of | Direct | | 5 F31 DC013496-02 | 93.173 | Research Related to Deafness and Communication Disorders | 34,347 | - |
| Health and Human Services, Department of | Direct | | 5 P30 DC005188-14 | 93.173 | Research Related to Deafness and Communication Disorders | 571,048 | - |
| Health and Human Services, Department of | Direct | | 5 R01 DC000288-26 | 93.173 | Research Related to Deafness and Communication Disorders | (1,440) | - |
| Health and Human Services, Department of | Direct | | 5 R01 DC000456-25 | 93.173 | Research Related to Deafness and Communication Disorders | 142,864 | - |
| Health and Human Services, Department of | Direct | | 5 R01 DC003685-15 | 93.173 | Research Related to Deafness and Communication Disorders | 92,702 | - |
| Health and Human Services, Department of | Direct | | 5 R01 DC003686-13 | 93.173 | Research Related to Deafness and Communication Disorders | 294,089 | 2,697 |
| Health and Human Services, Department of | Direct | | 5 R01 DC004084-14 | 93.173 | Research Related to Deafness and Communication Disorders | 207,974 | - |
| Health and Human Services, Department of | Direct | | 5 R01 DC004825-14 | 93.173 | Research Related to Deafness and Communication Disorders | 460,757 | - |
| Health and Human Services, Department of | Direct | | 5 R01 DC005053-10 | 93.173 | Research Related to Deafness and Communication Disorders | 103,726 | 12,476 |
| Health and Human Services, Department of | Direct | | 5 R01 DC009982-05 | 93.173 | Research Related to Deafness and Communication Disorders | 135,093 | - |
| Health and Human Services, Department of | Direct | | 5 R01 DC010412-05 | 93.173 | Research Related to Deafness and Communication Disorders | 435,324 | - |

**The University of Michigan
Schedule of Expenditures of Federal Awards
For the Year Ended June 30, 2015**

| Cluster Title/Federal Grantor/Program | Type | Pass-Through Grantor | Award Identifier | CFDA Number | CFDA Program Title | Federal Expenditures | Subrecipient |
|--|--------------|-----------------------------------|-----------------------------|-------------|--|----------------------|-------------------|
| Health and Human Services, Department of | Direct | | 5 R01 DC010786-05 | 93.173 | Research Related to Deafness and Communication Disorders | 256,088 | - |
| Health and Human Services, Department of | Direct | | 5 R01 DC010827-04 | 93.173 | Research Related to Deafness and Communication Disorders | 257,404 | - |
| Health and Human Services, Department of | Direct | | 5 R01 DC011277-06 | 93.173 | Research Related to Deafness and Communication Disorders | 341,429 | 270,911 |
| Health and Human Services, Department of | Direct | | 5 R01 DC011294-05 | 93.173 | Research Related to Deafness and Communication Disorders | 479,058 | - |
| Health and Human Services, Department of | Direct | | 5 R01 DC012760-03 | 93.173 | Research Related to Deafness and Communication Disorders | 626,062 | - |
| Health and Human Services, Department of | Direct | | 5 R03 DC013378-02 | 93.173 | Research Related to Deafness and Communication Disorders | 71,895 | - |
| Health and Human Services, Department of | Direct | | 5 R21 DC012410-02 | 93.173 | Research Related to Deafness and Communication Disorders | 170,401 | 46,469 |
| Health and Human Services, Department of | Direct | | 5 R21 DC012912-02 | 93.173 | Research Related to Deafness and Communication Disorders | 156,734 | - |
| Health and Human Services, Department of | Direct | | 5 R21 DC013185-02 | 93.173 | Research Related to Deafness and Communication Disorders | 243,259 | - |
| Health and Human Services, Department of | Direct | | 5 R21 DC013678-02 | 93.173 | Research Related to Deafness and Communication Disorders | 130,932 | - |
| Health and Human Services, Department of | Direct | | 7 K08 DC012535-04 | 93.173 | Research Related to Deafness and Communication Disorders | 208,196 | - |
| Health and Human Services, Department of | Direct | | 7 R01 DC004820-11 | 93.173 | Research Related to Deafness and Communication Disorders | 114,968 | - |
| Health and Human Services, Department of | Direct | | T 32 DC000011 | 93.173 | Research Related to Deafness and Communication Disorders | 152,369 | - |
| Health and Human Services, Department of | Direct | | T32 DC000011 | 93.173 | Research Related to Deafness and Communication Disorders | 199,720 | - |
| Health and Human Services, Department of | Direct | | T32 DC005356 | 93.173 | Research Related to Deafness and Communication Disorders | 234,498 | - |
| Health and Human Services, Department of | Pass-Through | Drexel University | 232603 | 93.173 | Research Related to Deafness and Communication Disorders | 171,424 | - |
| Health and Human Services, Department of | Pass-Through | Johns Hopkins University | 118484 | 93.173 | Research Related to Deafness and Communication Disorders | 20,388 | - |
| Health and Human Services, Department of | Pass-Through | O-Ray Pharma, Inc | 1 R43 DC012265-01A1 | 93.173 | Research Related to Deafness and Communication Disorders | 10,611 | - |
| Health and Human Services, Department of | Pass-Through | University of Georgia | RC287-417/4353688 | 93.173 | Research Related to Deafness and Communication Disorders | 47,972 | - |
| Health and Human Services, Department of | Pass-Through | University of Southern California | 40971076 | 93.173 | Research Related to Deafness and Communication Disorders | (3,565) | - |
| Health and Human Services, Department of | Pass-Through | University of Southern California | 51254907 | 93.173 | Research Related to Deafness and Communication Disorders | 53,068 | - |
| | | | | | | \$ 7,662,503 | \$ 398,325 |
| Health and Human Services, Department of | Direct | | 5 D19 HP24307-03-01 | 93.178 | Nursing Workforce Diversity | \$ 436,785 | \$ - |
| Health and Human Services, Department of | Direct | | 5 D19HP22225-03-00 | 93.178 | Nursing Workforce Diversity | 116,889 | - |
| | | | | | | \$ 553,674 | \$ - |
| Health and Human Services, Department of | Pass-Through | Hemophilia Foundation of Michigan | ATHN20011001-VE-4 | 93.184 | Disabilities Prevention | \$ 12,358 | \$ - |
| Health and Human Services, Department of | Pass-Through | Hemophilia Foundation of Michigan | CDC13-14-HTC446 | 93.184 | Disabilities Prevention | 12,721 | - |
| | | | | | | \$ 25,079 | \$ - |
| | | | | | Immunization Research, Demonstration, Public Information and Education_Training and Clinical Skills Improvement Projects | | |
| Health and Human Services, Department of | Direct | | 5 U01 IP000414-04 | 93.185 | Immunization Research, Demonstration, Public Information and Education_Training and Clinical Skills Improvement Projects | \$ 186,054 | \$ 56,289 |
| Health and Human Services, Department of | Direct | | 5 U01 IP000474-03 | 93.185 | Immunization Research, Demonstration, Public Information and Education_Training and Clinical Skills Improvement Projects | 63,525 | 41,001 |
| Health and Human Services, Department of | Direct | | 5 U01 IP000474-05 | 93.185 | Immunization Research, Demonstration, Public Information and Education_Training and Clinical Skills Improvement Projects | 1,498,278 | 186,006 |
| Health and Human Services, Department of | Direct | | 5 U01 IP000499-03 | 93.185 | Immunization Research, Demonstration, Public Information and Education_Training and Clinical Skills Improvement Projects | 169,371 | 20,025 |
| Health and Human Services, Department of | Pass-Through | University of Colorado | FY15.613.001/Proj.2-5-23896 | 93.185 | Immunization Research, Demonstration, Public Information and Education_Training and Clinical Skills Improvement Projects | 5,442 | - |
| | | | | | | \$ 1,922,670 | \$ 303,321 |
| Health and Human Services, Department of | Direct | | 1 R01 AT007620-01A1 | 93.213 | Research and Training in Complementary and Integrative Health | \$ 222,907 | \$ - |
| Health and Human Services, Department of | Direct | | 1 R01 AT008243-01 | 93.213 | Research and Training in Complementary and Integrative Health | 159,093 | - |
| Health and Human Services, Department of | Direct | | 5 R01 AT007550-03 | 93.213 | Research and Training in Complementary and Integrative Health | 490,442 | 194,167 |
| Health and Human Services, Department of | Direct | | 5 R21 AT0045880-02 | 93.213 | Research and Training in Complementary and Integrative Health | 334 | - |
| Health and Human Services, Department of | Direct | | 5 R21 AT006636-02 | 93.213 | Research and Training in Complementary and Integrative Health | (1,447) | - |
| Health and Human Services, Department of | Direct | | 5 R21 AT007357-02 | 93.213 | Research and Training in Complementary and Integrative Health | 105,280 | - |
| Health and Human Services, Department of | Direct | | 7 K01 AT006162-05 | 93.213 | Research and Training in Complementary and Integrative Health | 117,796 | - |
| | | | | | | \$ 1,094,405 | \$ 194,167 |
| | | | | | National Research Service Awards_Health Services Research Training | | |
| Health and Human Services, Department of | Direct | | T32 HS000053 | 93.225 | Research on Healthcare Costs, Quality and Outcomes | \$ 415,612 | \$ - |
| Health and Human Services, Department of | Direct | | 1 K08 HS020937-01 | 93.226 | Research on Healthcare Costs, Quality and Outcomes | \$ 115,893 | \$ - |
| Health and Human Services, Department of | Direct | | 1 R01 HS022305-01A1 | 93.226 | Research on Healthcare Costs, Quality and Outcomes | 149,167 | - |
| Health and Human Services, Department of | Direct | | 1 R21 HS023566-01 | 93.226 | Research on Healthcare Costs, Quality and Outcomes | 95,592 | 16,604 |
| Health and Human Services, Department of | Direct | | 1 R21 HS023786-01 | 93.226 | Research on Healthcare Costs, Quality and Outcomes | 178 | - |
| Health and Human Services, Department of | Direct | | 1 R21 HS023865-01 | 93.226 | Research on Healthcare Costs, Quality and Outcomes | 3,855 | - |
| Health and Human Services, Department of | Direct | | 1 R36 HS021976-01A1 | 93.226 | Research on Healthcare Costs, Quality and Outcomes | (400) | - |
| Health and Human Services, Department of | Direct | | 1K08HS02331301 | 93.226 | Research on Healthcare Costs, Quality and Outcomes | 88,229 | - |
| Health and Human Services, Department of | Direct | | 1R01HS02359701 | 93.226 | Research on Healthcare Costs, Quality and Outcomes | 55,714 | - |
| Health and Human Services, Department of | Direct | | 1R03HS02290901A1 | 93.226 | Research on Healthcare Costs, Quality and Outcomes | 33,450 | - |
| Health and Human Services, Department of | Direct | | 1R18HS02267401 | 93.226 | Research on Healthcare Costs, Quality and Outcomes | 127,248 | 63,114 |
| Health and Human Services, Department of | Direct | | 1R21HS023613-01 | 93.226 | Research on Healthcare Costs, Quality and Outcomes | 109,354 | - |
| Health and Human Services, Department of | Direct | | 2 R01 HS018334-05 | 93.226 | Research on Healthcare Costs, Quality and Outcomes | 374,284 | - |
| Health and Human Services, Department of | Direct | | 5 K08 HS015491-05 | 93.226 | Research on Healthcare Costs, Quality and Outcomes | (430) | - |
| Health and Human Services, Department of | Direct | | 5 K08 HS019767-05 | 93.226 | Research on Healthcare Costs, Quality and Outcomes | 159,235 | - |
| Health and Human Services, Department of | Direct | | 5 K08 HS020671-03 | 93.226 | Research on Healthcare Costs, Quality and Outcomes | 117,224 | - |
| Health and Human Services, Department of | Direct | | 5 K08 HS020672-03 | 93.226 | Research on Healthcare Costs, Quality and Outcomes | 149,633 | - |
| Health and Human Services, Department of | Direct | | 5 K08 HS020927-03 | 93.226 | Research on Healthcare Costs, Quality and Outcomes | 141,532 | - |

The University of Michigan
Schedule of Expenditures of Federal Awards
For the Year Ended June 30, 2015

| Cluster Title/Federal Grantor/Program | Type | Pass-Through Grantor | Award Identifier | CFDA Number | CFDA Program Title | Federal Expenditures | Subrecipient |
|--|--------------|---|---------------------|-------------|---|----------------------|-------------------|
| Health and Human Services, Department of | Direct | | 5 K08 HS022835-02 | 93.226 | Research on Healthcare Costs, Quality and Outcomes | 149,267 | - |
| Health and Human Services, Department of | Direct | | 5 R01 HS018726-04 | 93.226 | Research on Healthcare Costs, Quality and Outcomes | 184,552 | 13,584 |
| Health and Human Services, Department of | Direct | | 5 R01 HS020644-05 | 93.226 | Research on Healthcare Costs, Quality and Outcomes | 518,587 | 32,786 |
| Health and Human Services, Department of | Direct | | 5 R01 HS021681-02 | 93.226 | Research on Healthcare Costs, Quality and Outcomes | 496,337 | - |
| Health and Human Services, Department of | Direct | | 5 R01 HS022535-02 | 93.226 | Research on Healthcare Costs, Quality and Outcomes | 385,756 | 64,067 |
| Health and Human Services, Department of | Direct | | 5 R18 HS018170-03 | 93.226 | Research on Healthcare Costs, Quality and Outcomes | 66,811 | 66,811 |
| Health and Human Services, Department of | Direct | | 5 R18 HS019625-03 | 93.226 | Research on Healthcare Costs, Quality and Outcomes | 234,734 | - |
| Health and Human Services, Department of | Direct | | 5 R18 HS020447-03 | 93.226 | Research on Healthcare Costs, Quality and Outcomes | (12,690) | - |
| Health and Human Services, Department of | Direct | | 5 R18 HS021425-02 | 93.226 | Research on Healthcare Costs, Quality and Outcomes | 187,740 | - |
| Health and Human Services, Department of | Direct | | 5 R18 HS022258-02 | 93.226 | Research on Healthcare Costs, Quality and Outcomes | 165,535 | - |
| Health and Human Services, Department of | Direct | | 5 R21 HS020977-02 | 93.226 | Research on Healthcare Costs, Quality and Outcomes | 60,380 | 3,149 |
| Health and Human Services, Department of | Direct | | 5 R21 HS022336-02 | 93.226 | Research on Healthcare Costs, Quality and Outcomes | 117,128 | 3,012 |
| Health and Human Services, Department of | Direct | | 5 U18 HS020516-04 | 93.226 | Research on Healthcare Costs, Quality and Outcomes | 2,516,575 | 44,886 |
| Health and Human Services, Department of | Direct | | 7 K01 HS018546-06 | 93.226 | Research on Healthcare Costs, Quality and Outcomes | 108,086 | - |
| Health and Human Services, Department of | Pass-Through | Dartmouth College | 1352 | 93.226 | Research on Healthcare Costs, Quality and Outcomes | 3,425 | - |
| Health and Human Services, Department of | Pass-Through | Dartmouth College | 1600 | 93.226 | Research on Healthcare Costs, Quality and Outcomes | 10,722 | - |
| Health and Human Services, Department of | Pass-Through | University of Maryland, The | SR00002913 | 93.226 | Research on Healthcare Costs, Quality and Outcomes | 25,589 | - |
| Health and Human Services, Department of | Pass-Through | University of Toledo | F2013-1 | 93.226 | Research on Healthcare Costs, Quality and Outcomes | 18,481 | - |
| Health and Human Services, Department of | Pass-Through | Yale University | M13A11625 (A09178) | 93.226 | Research on Healthcare Costs, Quality and Outcomes | 10,354 | - |
| | | | | | | <u>\$ 6,967,127</u> | <u>\$ 308,013</u> |
| Health and Human Services, Department of | Direct | | 1 K23 HL122461-01A1 | 93.233 | National Center on Sleep Disorders Research | 9,058 | - |
| Health and Human Services, Department of | Direct | | 1 R01 HL123379-01A1 | 93.233 | National Center on Sleep Disorders Research | 40,637 | - |
| Health and Human Services, Department of | Direct | | 5 R01 HL098065-04 | 93.233 | National Center on Sleep Disorders Research | 12,352 | - |
| Health and Human Services, Department of | Direct | | 5 R01 HL105999-04 | 93.233 | National Center on Sleep Disorders Research | 610,780 | 16,176 |
| Health and Human Services, Department of | Pass-Through | Brigham and Women's Hospital | 106694 | 93.233 | National Center on Sleep Disorders Research | 74 | - |
| | | | | | | <u>\$ 672,901</u> | <u>\$ 16,176</u> |
| Health and Human Services, Department of | Pass-Through | Michigan, State of, Community Health, Department of | 20141414 | 93.238 | Cooperative Agreements for State Treatment Outcomes and Performance Pilot Studies Enhancement | \$ 7,947 | \$ - |
| Health and Human Services, Department of | Pass-Through | Michigan, State of, Community Health, Department of | 20153430 | 93.238 | Cooperative Agreements for State Treatment Outcomes and Performance Pilot Studies Enhancement | 3,069 | - |
| | | | | | | <u>\$ 11,016</u> | <u>\$ -</u> |
| Health and Human Services, Department of | Pass-Through | University of Wisconsin | 455K184 | 93.239 | Policy Research and Evaluation Grants | \$ 13,104 | \$ - |
| Health and Human Services, Department of | Direct | | 1 F31 MH105149-01 | 93.242 | Mental Health Research Grants | \$ 16,345 | \$ - |
| Health and Human Services, Department of | Direct | | 1 K01 MH101123-01A1 | 93.242 | Mental Health Research Grants | 13,622 | - |
| Health and Human Services, Department of | Direct | | 1 K08 MH104743-01A1 | 93.242 | Mental Health Research Grants | 51,185 | - |
| Health and Human Services, Department of | Direct | | 1 R01 MH084698-03 | 93.242 | Mental Health Research Grants | (9,416) | - |
| Health and Human Services, Department of | Direct | | 1 R01 MH102242-01A1 | 93.242 | Mental Health Research Grants | 282,326 | - |
| Health and Human Services, Department of | Direct | | 1 R01 MH103244-01 | 93.242 | Mental Health Research Grants | 355,169 | 59,423 |
| Health and Human Services, Department of | Direct | | 1 R03 MH097954-02 | 93.242 | Mental Health Research Grants | 66,567 | - |
| Health and Human Services, Department of | Direct | | 1 R34 MH101997-01A1 | 93.242 | Mental Health Research Grants | 19,794 | - |
| Health and Human Services, Department of | Direct | | 1 R34 MH102098-01 | 93.242 | Mental Health Research Grants | 13,972 | 9,452 |
| Health and Human Services, Department of | Direct | | 1 U01 MH104311-01 | 93.242 | Mental Health Research Grants | 669,135 | 370,644 |
| Health and Human Services, Department of | Direct | | 1R01MH10376102 | 93.242 | Mental Health Research Grants | 581,326 | - |
| Health and Human Services, Department of | Direct | | 2 R03 MH102648-02 | 93.242 | Mental Health Research Grants | 57,314 | - |
| Health and Human Services, Department of | Direct | | 5 K01 MH093708-04 | 93.242 | Mental Health Research Grants | 116,816 | - |
| Health and Human Services, Department of | Direct | | 5 K01 MH095920-03 | 93.242 | Mental Health Research Grants | 114,699 | - |
| Health and Human Services, Department of | Direct | | 5 K23 MH085882-04 | 93.242 | Mental Health Research Grants | 39,369 | - |
| Health and Human Services, Department of | Direct | | 5 K23 MH092648-04 | 93.242 | Mental Health Research Grants | 186,894 | - |
| Health and Human Services, Department of | Direct | | 5 R00 MH093459-05 | 93.242 | Mental Health Research Grants | 216,347 | - |
| Health and Human Services, Department of | Direct | | 5 R00 MH096939-03 | 93.242 | Mental Health Research Grants | 235,937 | - |
| Health and Human Services, Department of | Direct | | 5 R01 MH 060670-13 | 93.242 | Mental Health Research Grants | 296,333 | - |
| Health and Human Services, Department of | Direct | | 5 R01 MH063649-13 | 93.242 | Mental Health Research Grants | 279,538 | - |
| Health and Human Services, Department of | Direct | | 5 R01 MH079994-05 | 93.242 | Mental Health Research Grants | 37,324 | 6,108 |
| Health and Human Services, Department of | Direct | | 5 R01 MH082784-08 | 93.242 | Mental Health Research Grants | 666,623 | 17,795 |
| Health and Human Services, Department of | Direct | | 5 R01 MH085321-05 | 93.242 | Mental Health Research Grants | 225,127 | - |
| Health and Human Services, Department of | Direct | | 5 R01 MH085798-05 | 93.242 | Mental Health Research Grants | 108,371 | - |
| Health and Human Services, Department of | Direct | | 5 R01 MH086530-05 | 93.242 | Mental Health Research Grants | 277,919 | 137,683 |
| Health and Human Services, Department of | Direct | | 5 R01 MH087557-05 | 93.242 | Mental Health Research Grants | 219,893 | - |
| Health and Human Services, Department of | Direct | | 5 R01 MH091186 05 | 93.242 | Mental Health Research Grants | 245,010 | - |
| Health and Human Services, Department of | Direct | | 5 R01 MH093486-04 | 93.242 | Mental Health Research Grants | 593,131 | - |
| Health and Human Services, Department of | Direct | | 5 R01 MH094145-03 | 93.242 | Mental Health Research Grants | 334,483 | 12,053 |
| Health and Human Services, Department of | Direct | | 5 R01 MH096699-04 | 93.242 | Mental Health Research Grants | 762,244 | - |
| Health and Human Services, Department of | Direct | | 5 R01 MH099898-02 | 93.242 | Mental Health Research Grants | 408,220 | 81,282 |
| Health and Human Services, Department of | Direct | | 5 R01 MH101459-03 | 93.242 | Mental Health Research Grants | 519,681 | - |
| Health and Human Services, Department of | Direct | | 5 R01 MH101493-03 | 93.242 | Mental Health Research Grants | 439,116 | - |
| Health and Human Services, Department of | Direct | | 5 R01 MH102263-02 | 93.242 | Mental Health Research Grants | 288,330 | 49,154 |
| Health and Human Services, Department of | Direct | | 5 R01 MH104261-02 | 93.242 | Mental Health Research Grants | 524,569 | - |
| Health and Human Services, Department of | Direct | | 5 R21 MH095723-02 | 93.242 | Mental Health Research Grants | 127,920 | 56,728 |
| Health and Human Services, Department of | Direct | | 5 R21 MH096216-02 | 93.242 | Mental Health Research Grants | 21,300 | - |
| Health and Human Services, Department of | Direct | | 5 R21 MH097012-02 | 93.242 | Mental Health Research Grants | 117,157 | - |
| Health and Human Services, Department of | Direct | | 5 R21 MH098174-02 | 93.242 | Mental Health Research Grants | 170,600 | - |
| Health and Human Services, Department of | Direct | | 5 R21 MH101676-02 | 93.242 | Mental Health Research Grants | 165,127 | - |
| Health and Human Services, Department of | Direct | | 5 R21 MH102539-02 | 93.242 | Mental Health Research Grants | 113,297 | - |
| Health and Human Services, Department of | Direct | | 5 R25 MH071279-10 | 93.242 | Mental Health Research Grants | 154,735 | - |
| Health and Human Services, Department of | Direct | | 5 R34 MH100404-03 | 93.242 | Mental Health Research Grants | 294,073 | - |
| Health and Human Services, Department of | Direct | | 5 R34 MH103447-02 | 93.242 | Mental Health Research Grants | 54,043 | - |
| Health and Human Services, Department of | Direct | | 5 R34MH095571 04 | 93.242 | Mental Health Research Grants | 83,794 | 1,200 |

The University of Michigan
Schedule of Expenditures of Federal Awards
For the Year Ended June 30, 2015

| Cluster Title/Federal Grantor/Program | Type | Pass-Through Grantor | Award Identifier | CFDA Number | CFDA Program Title | Federal Expenditures | Subrecipient |
|--|--------------|---|------------------------------|-------------|---|----------------------|--------------|
| Health and Human Services, Department of | Direct | | 5 U01 MH105653-02 | 93.242 | Mental Health Research Grants | 206,728 | 14,055 |
| Health and Human Services, Department of | Direct | | 5R01MH10169703 | 93.242 | Mental Health Research Grants | 319,956 | - |
| Health and Human Services, Department of | Pass-Through | Columbia University | 1(GG005727-07) | 93.242 | Mental Health Research Grants | 19,594 | - |
| Health and Human Services, Department of | Pass-Through | Columbia University | Subaward #3(GG005727-03) | 93.242 | Mental Health Research Grants | 166,507 | - |
| Health and Human Services, Department of | Pass-Through | Emory University | T050080 | 93.242 | Mental Health Research Grants | 5,250 | - |
| Health and Human Services, Department of | Pass-Through | Hektoen Institute for Medical Research, The | 50501-324-UMICH | 93.242 | Mental Health Research Grants | 8,284 | - |
| Health and Human Services, Department of | Pass-Through | Henry M. Jackson Foundation for the Advancement of Military Medicine, Inc (HJF) | 306115-12.99-63006 PO#786974 | 93.242 | Mental Health Research Grants | 1,655,715 | - |
| Health and Human Services, Department of | Pass-Through | New York University | 13-A0-00-001751-01 | 93.242 | Mental Health Research Grants | 117,610 | - |
| Health and Human Services, Department of | Pass-Through | Public Health Foundation Enterprises, Inc. | 2417.004.001 | 93.242 | Mental Health Research Grants | 21,617 | - |
| Health and Human Services, Department of | Pass-Through | Research Foundation of Mental Hygiene, Inc. | 25799 | 93.242 | Mental Health Research Grants | 29,242 | - |
| Health and Human Services, Department of | Pass-Through | Research Foundation of Mental Hygiene, Inc. | 25818 | 93.242 | Mental Health Research Grants | 7,935 | - |
| Health and Human Services, Department of | Pass-Through | Salk Institute for Biological Studies | P0099462 | 93.242 | Mental Health Research Grants | (1,455) | - |
| Health and Human Services, Department of | Pass-Through | The University of Texas Health Science Center at Houston | 0010530A | 93.242 | Mental Health Research Grants | 2,979 | - |
| Health and Human Services, Department of | Pass-Through | University of California-San Diego | 10313964 | 93.242 | Mental Health Research Grants | 39,885 | - |
| Health and Human Services, Department of | Pass-Through | University of Colorado | 1547677 | 93.242 | Mental Health Research Grants | 14,209 | - |
| Health and Human Services, Department of | Pass-Through | University of Illinois at Chicago | 2012-03036-01-00 | 93.242 | Mental Health Research Grants | 30,698 | - |
| Health and Human Services, Department of | Pass-Through | University of Illinois at Chicago | 2012-06244-01-00 | 93.242 | Mental Health Research Grants | (95) | - |
| Health and Human Services, Department of | Pass-Through | University of Iowa | W000211688, PO#1000822733 | 93.242 | Mental Health Research Grants | 3,851 | - |
| Health and Human Services, Department of | Pass-Through | University of Miami, Florida, The | 663542 | 93.242 | Mental Health Research Grants | 30,998 | - |
| Health and Human Services, Department of | Pass-Through | University of Rochester | PO#416188-G, UR#5-28681 | 93.242 | Mental Health Research Grants | 18,000 | - |
| Health and Human Services, Department of | Pass-Through | University of Toledo | N2013-39 | 93.242 | Mental Health Research Grants | 12,653 | - |
| | | | | | | \$ 13,265,520 | \$ 815,577 |
| Health and Human Services, Department of | Direct | | 1 G02 HP27954-01-00 | 93.243 | Substance Abuse and Mental Health Services_Projects of Regional and National Significance | \$ 278,614 | \$ - |
| Health and Human Services, Department of | Direct | | 5 U79 SM061192-02 | 93.243 | Substance Abuse and Mental Health Services_Projects of Regional and National Significance | 3,204 | - |
| Health and Human Services, Department of | Pass-Through | American Indian Health and Family Services of SE Michigan, Inc (AIHFS) | Agreement dtd 8/29/11 | 93.243 | Substance Abuse and Mental Health Services_Projects of Regional and National Significance | (1,918) | - |
| Health and Human Services, Department of | Pass-Through | American Indian Health and Family Services of SE Michigan, Inc (AIHFS) | Research Agreement | 93.243 | Substance Abuse and Mental Health Services_Projects of Regional and National Significance | 48,870 | - |
| Health and Human Services, Department of | Pass-Through | Michigan, State of, Community Health, Department of | 20152334 | 93.243 | Substance Abuse and Mental Health Services_Projects of Regional and National Significance | 25,256 | - |
| | | | | | | \$ 354,026 | \$ - |
| Health and Human Services, Department of | Direct | | 4 D09 HP22631-03-03 | 93.247 | Advanced Nursing Education Grant Program | \$ 136,730 | \$ - |
| Health and Human Services, Department of | Direct | | 5 D09 HP22636-03-00 | 93.247 | Advanced Nursing Education Grant Program | 155,574 | - |
| | | | | | | \$ 292,304 | \$ - |
| Health and Human Services, Department of | Direct | | 1 R01 OH010297-01A1 | 93.262 | Occupational Safety and Health Program | \$ 66,437 | \$ 18,000 |
| Health and Human Services, Department of | Direct | | 5 R01 OH010297-02 | 93.262 | Occupational Safety and Health Program | 289,635 | 37,000 |
| Health and Human Services, Department of | Direct | | 5 R01 OH010582-02 | 93.262 | Occupational Safety and Health Program | 432,148 | - |
| Health and Human Services, Department of | Direct | | 5 R21 OH010482-02 | 93.262 | Occupational Safety and Health Program | 129,890 | - |
| Health and Human Services, Department of | Direct | | T42 OH008455 | 93.262 | Occupational Safety and Health Program | 68,661 | 31,748 |
| Health and Human Services, Department of | Direct | | T42 OH008455 | 93.262 | Occupational Safety and Health Program | 1,955,606 | 19,582 |
| Health and Human Services, Department of | Pass-Through | University of Washington | 754870 | 93.262 | Occupational Safety and Health Program | 8,147 | - |
| Health and Human Services, Department of | Pass-Through | University of Washington | 761265 | 93.262 | Occupational Safety and Health Program | 184,791 | - |
| Health and Human Services, Department of | Pass-Through | University of Washington | 762354 | 93.262 | Occupational Safety and Health Program | 103,311 | - |
| | | | | | | \$ 3,238,626 | \$ 106,330 |
| Health and Human Services, Department of | Direct | | T32 AA007477 | 93.272 | Alcohol National Research Service Awards for Research Training | \$ (17,568) | \$ - |
| Health and Human Services, Department of | Pass-Through | Pennsylvania State University | 4434-UM-DHHS-9606 | 93.272 | Alcohol National Research Service Awards for Research Training | 17,224 | - |
| | | | | | | \$ (344) | \$ - |
| Health and Human Services, Department of | Direct | | 1 F31 AA023121-01A1 | 93.273 | Alcohol Research Programs | \$ 18,218 | \$ - |
| Health and Human Services, Department of | Direct | | 1 R01 AA02350401 | 93.273 | Alcohol Research Programs | 15,427 | - |
| Health and Human Services, Department of | Direct | | 1 R21 AA0227420-01A1 | 93.273 | Alcohol Research Programs | 58,152 | - |
| Health and Human Services, Department of | Direct | | 2 R01 AA007065-27 | 93.273 | Alcohol Research Programs | 758,506 | - |
| Health and Human Services, Department of | Direct | | 5 K23 AA020297-04 | 93.273 | Alcohol Research Programs | 150,738 | - |
| Health and Human Services, Department of | Direct | | 5 R01 AA012217-14 | 93.273 | Alcohol Research Programs | 647,250 | 30,333 |
| Health and Human Services, Department of | Direct | | 5 R01 AA018122-05 | 93.273 | Alcohol Research Programs | 28,853 | - |
| Health and Human Services, Department of | Direct | | 5 R01 AA018659-05 | 93.273 | Alcohol Research Programs | 447,224 | - |
| Health and Human Services, Department of | Direct | | 5 R01 AA023122-02 | 93.273 | Alcohol Research Programs | 626,906 | - |
| Health and Human Services, Department of | Direct | | 5 R03 AA020090-02 | 93.273 | Alcohol Research Programs | 4,059 | - |
| Health and Human Services, Department of | Direct | | 5 R21 AA021204-02 | 93.273 | Alcohol Research Programs | 190,098 | - |
| Health and Human Services, Department of | Direct | | 5 R21 AA02142602 | 93.273 | Alcohol Research Programs | 89,027 | 29,643 |
| Health and Human Services, Department of | Direct | | 5 R21 AA022339-02 | 93.273 | Alcohol Research Programs | 134,726 | - |
| Health and Human Services, Department of | Pass-Through | Cornell University | 69951-10235 | 93.273 | Alcohol Research Programs | 83,410 | - |
| Health and Human Services, Department of | Pass-Through | Idaho State University | 11-255X | 93.273 | Alcohol Research Programs | 27,919 | - |
| Health and Human Services, Department of | Pass-Through | Oregon Health and Science University | 9007455UM | 93.273 | Alcohol Research Programs | 56,163 | - |
| Health and Human Services, Department of | Pass-Through | University of Colorado | 1552087 | 93.273 | Alcohol Research Programs | 139,760 | - |
| Health and Human Services, Department of | Pass-Through | University of Washington | 758324 | 93.273 | Alcohol Research Programs | 27,088 | - |
| Health and Human Services, Department of | Pass-Through | University of Washington | 762106 | 93.273 | Alcohol Research Programs | 22,500 | - |
| | | | | | | \$ 3,526,024 | \$ 59,976 |
| Health and Human Services, Department of | Pass-Through | SRSly Coalition | Award Ltr dtd 2/2/15 | 93.276 | Drug-Free Communities Support Program Grants | \$ 4,057 | \$ - |
| Health and Human Services, Department of | Direct | | 1 F31 DA038488-01 | 93.279 | Drug Abuse and Addiction Research Programs | \$ 33,891 | \$ - |
| Health and Human Services, Department of | Direct | | 1 F32 DA038383-02 | 93.279 | Drug Abuse and Addiction Research Programs | 57,684 | - |
| Health and Human Services, Department of | Direct | | 1 R01 DA038599-01A1 | 93.279 | Drug Abuse and Addiction Research Programs | 53,415 | - |
| Health and Human Services, Department of | Direct | | 1 R03 DA034718-01A1 | 93.279 | Drug Abuse and Addiction Research Programs | 90,897 | 21,945 |
| Health and Human Services, Department of | Direct | | 1R01DA036541-01A1 | 93.279 | Drug Abuse and Addiction Research Programs | 36,795 | - |

**The University of Michigan
Schedule of Expenditures of Federal Awards
For the Year Ended June 30, 2015**

| Cluster Title/Federal Grantor/Program | Type | Pass-Through Grantor | Award Identifier | CFDA Number | CFDA Program Title | Federal Expenditures | Subrecipient |
|--|--------------|--|-------------------------|-------------|--|----------------------|-------------------|
| Health and Human Services, Department of | Direct | | 5 F31 DA037680-02 | 93.279 | Drug Abuse and Addiction Research Programs | 34,833 | - |
| Health and Human Services, Department of | Direct | | 5 K01 DA025868-05 | 93.279 | Drug Abuse and Addiction Research Programs | 30,618 | - |
| Health and Human Services, Department of | Direct | | 5 K01 DA034765-03 | 93.279 | Drug Abuse and Addiction Research Programs | 181,310 | - |
| Health and Human Services, Department of | Direct | | 5 K08 DA037912-02 | 93.279 | Drug Abuse and Addiction Research Programs | 168,684 | - |
| Health and Human Services, Department of | Direct | | 5 K23 DA036008-03 | 93.279 | Drug Abuse and Addiction Research Programs | 201,615 | - |
| Health and Human Services, Department of | Direct | | 5 K99 DA033454-02 | 93.279 | Drug Abuse and Addiction Research Programs | (2,947) | - |
| Health and Human Services, Department of | Direct | | 5 P01 DA031656-04 | 93.279 | Drug Abuse and Addiction Research Programs | 1,231,540 | - |
| Health and Human Services, Department of | Direct | | 5 R01 DA003910-29 | 93.279 | Drug Abuse and Addiction Research Programs | 701,635 | - |
| Health and Human Services, Department of | Direct | | 5 R01 DA007484-14 | 93.279 | Drug Abuse and Addiction Research Programs | 23,757 | - |
| Health and Human Services, Department of | Direct | | 5 R01 DA011697-13 | 93.279 | Drug Abuse and Addiction Research Programs | 471,710 | 48,004 |
| Health and Human Services, Department of | Direct | | 5 R01 DA015188-10 | 93.279 | Drug Abuse and Addiction Research Programs | 337,131 | - |
| Health and Human Services, Department of | Direct | | 5 R01 DA024646-05 | 93.279 | Drug Abuse and Addiction Research Programs | (19,576) | - |
| Health and Human Services, Department of | Direct | | 5 R01 DA024678-05 | 93.279 | Drug Abuse and Addiction Research Programs | 216,106 | - |
| Health and Human Services, Department of | Direct | | 5 R01 DA026029-05 | 93.279 | Drug Abuse and Addiction Research Programs | (2,622) | - |
| Health and Human Services, Department of | Direct | | 5 R01 DA027494-05 | 93.279 | Drug Abuse and Addiction Research Programs | 334,284 | - |
| Health and Human Services, Department of | Direct | | 5 R01 DA029587-05 | 93.279 | Drug Abuse and Addiction Research Programs | 550,075 | - |
| Health and Human Services, Department of | Direct | | 5 R01 DA030339-05 | 93.279 | Drug Abuse and Addiction Research Programs | 503,550 | - |
| Health and Human Services, Department of | Direct | | 5 R01 DA031160 03 | 93.279 | Drug Abuse and Addiction Research Programs | 105,785 | - |
| Health and Human Services, Department of | Direct | | 5 R01 DA032943-03 | 93.279 | Drug Abuse and Addiction Research Programs | 216,464 | 43,105 |
| Health and Human Services, Department of | Direct | | 5 R01 DA033397-03 | 93.279 | Drug Abuse and Addiction Research Programs | 646,138 | - |
| Health and Human Services, Department of | Direct | | 5 R01 DA034606-03 | 93.279 | Drug Abuse and Addiction Research Programs | 233,108 | 90,484 |
| Health and Human Services, Department of | Direct | | 5 R01 DA035183-03 | 93.279 | Drug Abuse and Addiction Research Programs | 581,355 | 29,546 |
| Health and Human Services, Department of | Direct | | 5 R01 DA035316-02 | 93.279 | Drug Abuse and Addiction Research Programs | 410,676 | 177,411 |
| Health and Human Services, Department of | Direct | | 5 R01 DA035811-03 | 93.279 | Drug Abuse and Addiction Research Programs | 505,305 | 160,928 |
| Health and Human Services, Department of | Direct | | 5 R21 DA031356-02 | 93.279 | Drug Abuse and Addiction Research Programs | 43,958 | - |
| Health and Human Services, Department of | Direct | | 5 R21 DA032259-02 | 93.279 | Drug Abuse and Addiction Research Programs | (5,631) | - |
| Health and Human Services, Department of | Direct | | 5 R21 DA032747-02 | 93.279 | Drug Abuse and Addiction Research Programs | 45,207 | - |
| Health and Human Services, Department of | Direct | | 5 R21 DA032856-02 | 93.279 | Drug Abuse and Addiction Research Programs | 15,584 | - |
| Health and Human Services, Department of | Direct | | 5 R33 DA026077-05 | 93.279 | Drug Abuse and Addiction Research Programs | 144,548 | 5,106 |
| Health and Human Services, Department of | Direct | | 5 R34 DA035331-02 | 93.279 | Drug Abuse and Addiction Research Programs | 276,590 | - |
| Health and Human Services, Department of | Direct | | 5R01DA00141141 | 93.279 | Drug Abuse and Addiction Research Programs | 5,177,430 | 130,325 |
| Health and Human Services, Department of | Direct | | 5R01DA01657513 | 93.279 | Drug Abuse and Addiction Research Programs | 1,718,005 | - |
| Health and Human Services, Department of | Direct | | R01 DA037902-01A1 | 93.279 | Drug Abuse and Addiction Research Programs | 27,321 | - |
| Health and Human Services, Department of | Direct | | T32 DA007267 | 93.279 | Drug Abuse and Addiction Research Programs | 372,482 | - |
| Health and Human Services, Department of | Direct | | T32 DA007268 | 93.279 | Drug Abuse and Addiction Research Programs | 340,600 | - |
| Health and Human Services, Department of | Direct | | T32 DA007281 | 93.279 | Drug Abuse and Addiction Research Programs | 270,449 | - |
| Health and Human Services, Department of | Pass-Through | Albert Einstein College of Medicine | 310734 | 93.279 | Drug Abuse and Addiction Research Programs | 153,959 | - |
| Health and Human Services, Department of | Pass-Through | American Academy of Child and Adolescent Psychiatry | Award Letter | 93.279 | Drug Abuse and Addiction Research Programs | 15,356 | - |
| Health and Human Services, Department of | Pass-Through | Group Health Research Institute (GHRI) | 2013162397 | 93.279 | Drug Abuse and Addiction Research Programs | 27,073 | - |
| Health and Human Services, Department of | Pass-Through | Group Health Research Institute (GHRI) | 2014186906 | 93.279 | Drug Abuse and Addiction Research Programs | 11,244 | - |
| Health and Human Services, Department of | Pass-Through | Michigan State University | RC104851UM | 93.279 | Drug Abuse and Addiction Research Programs | 24,729 | - |
| Health and Human Services, Department of | Pass-Through | Pennsylvania State University | 3140-UM-DHHS-0075 | 93.279 | Drug Abuse and Addiction Research Programs | 437,188 | - |
| Health and Human Services, Department of | Pass-Through | Possibilities for Change LLC | Award Letter | 93.279 | Drug Abuse and Addiction Research Programs | 3,442 | - |
| Health and Human Services, Department of | Pass-Through | RAND Corporation | 9920130152 | 93.279 | Drug Abuse and Addiction Research Programs | 30,518 | - |
| Health and Human Services, Department of | Pass-Through | Research Foundation of Mental Hygiene, Inc. | PO # 108074 | 93.279 | Drug Abuse and Addiction Research Programs | 102,727 | - |
| Health and Human Services, Department of | Pass-Through | Stanford University | 60364390-109591-A | 93.279 | Drug Abuse and Addiction Research Programs | 120,755 | - |
| Health and Human Services, Department of | Pass-Through | The University of Texas Health Science Center at Houston | 0010081A | 93.279 | Drug Abuse and Addiction Research Programs | 1,977 | - |
| Health and Human Services, Department of | Pass-Through | University of Bath | RE-PA0278A | 93.279 | Drug Abuse and Addiction Research Programs | (80,322) | - |
| Health and Human Services, Department of | Pass-Through | University of Bath | Subcontract | 93.279 | Drug Abuse and Addiction Research Programs | 20,490 | - |
| Health and Human Services, Department of | Pass-Through | University of Chicago | FP054777 | 93.279 | Drug Abuse and Addiction Research Programs | 15,242 | - |
| Health and Human Services, Department of | Pass-Through | University of Chicago | FP056206-B | 93.279 | Drug Abuse and Addiction Research Programs | 346,689 | - |
| Health and Human Services, Department of | Pass-Through | University of Colorado | 1550017/1000171003 | 93.279 | Drug Abuse and Addiction Research Programs | 55,861 | - |
| Health and Human Services, Department of | Pass-Through | University of Kentucky Research Foundation | 3048105116-09-228 | 93.279 | Drug Abuse and Addiction Research Programs | (13,960) | - |
| Health and Human Services, Department of | Pass-Through | University of Kentucky Research Foundation | 3048109330-13-153 | 93.279 | Drug Abuse and Addiction Research Programs | 47,826 | - |
| Health and Human Services, Department of | Pass-Through | University of Kentucky Research Foundation | 3048110289-13-237 | 93.279 | Drug Abuse and Addiction Research Programs | 218,229 | - |
| Health and Human Services, Department of | Pass-Through | Washington University in St. Louis | WU-13-78/ PO # 2916721W | 93.279 | Drug Abuse and Addiction Research Programs | 79,825 | - |
| | | | | | | \$ 17,978,607 | \$ 706,854 |
| Health and Human Services, Department of | Direct | | 5 K01 MH085035-04 | 93.281 | Mental Health Research Career/Scientist Development Awards | \$ 68,426 | \$ - |
| Health and Human Services, Department of | Direct | | 5 K23 MH095109-04 | 93.281 | Mental Health Research Career/Scientist Development Awards | 200,094 | - |
| | | | | | | \$ 268,520 | \$ - |
| Health and Human Services, Department of | Direct | | 5 F31 MH097451-03 | 93.282 | Mental Health National Research Service Awards for Research Training | \$ 37,262 | \$ - |
| Health and Human Services, Department of | Pass-Through | Dartmouth College | 818 | 93.282 | Mental Health National Research Service Awards for Research Training | 103,497 | - |
| | | | | | | \$ 140,759 | \$ - |
| Health and Human Services, Department of | Direct | | 1 U01 CK00018501 | 93.283 | Centers for Disease Control and Prevention_Investigations and Technical Assistance | \$ 278,293 | \$ 156,888 |
| Health and Human Services, Department of | Direct | | 5 U01 DP003250-02 | 93.283 | Centers for Disease Control and Prevention_Investigations and Technical Assistance | 410,392 | 44,557 |
| Health and Human Services, Department of | Direct | | 5 U01 DP003250-03 | 93.283 | Centers for Disease Control and Prevention_Investigations and Technical Assistance | 721,217 | - |
| Health and Human Services, Department of | Direct | | 5 U05 OMN000039 03 | 93.283 | Centers for Disease Control and Prevention_Investigations and Technical Assistance | 386,368 | - |
| Health and Human Services, Department of | Direct | | 5 U50 MN000039-04 | 93.283 | Centers for Disease Control and Prevention_Investigations and Technical Assistance | 329,651 | - |

**The University of Michigan
Schedule of Expenditures of Federal Awards
For the Year Ended June 30, 2015**

| Cluster Title/Federal Grantor/Program | Type | Pass-Through Grantor | Award Identifier | CFDA Number | CFDA Program Title | Federal Expenditures | Subrecipient |
|--|--------------|---|---------------------|-------------|--|----------------------|-------------------|
| Health and Human Services, Department of | Pass-Through | American Thrombosis & Hemostasis Network | ATHN2011002-HTC3-3 | 93.283 | Centers for Disease Control and Prevention_Investigations and Technical Assistance | 10,139 | - |
| Health and Human Services, Department of | Pass-Through | Hektoen Institute for Medical Research, The | 1074-324-UM-01 | 93.283 | Centers for Disease Control and Prevention_Investigations and Technical Assistance | 106,735 | - |
| Health and Human Services, Department of | Pass-Through | Michigan, State of, Community Health, Department of | 20141087 | 93.283 | Centers for Disease Control and Prevention_Investigations and Technical Assistance | 3,727 | - |
| Health and Human Services, Department of | Pass-Through | Michigan, State of, Community Health, Department of | 20141088-00 | 93.283 | Centers for Disease Control and Prevention_Investigations and Technical Assistance | 776 | - |
| Health and Human Services, Department of | Pass-Through | Michigan, State of, Community Health, Department of | 20141421-00 | 93.283 | Centers for Disease Control and Prevention_Investigations and Technical Assistance | 18,079 | - |
| Health and Human Services, Department of | Pass-Through | National Kidney Foundation of Michigan | Agmt dtd 9/1/10 | 93.283 | Centers for Disease Control and Prevention_Investigations and Technical Assistance | 58,721 | - |
| | | | | | | \$ 2,324,098 | \$ 201,445 |
| Health and Human Services, Department of | Direct | | 1 F31 EB019320-01 | 93.286 | Discovery and Applied Research for Technological Innovations to Improve Human Health | \$ 33,985 | \$ - |
| Health and Human Services, Department of | Direct | | 1 R01 EB019436-01A1 | 93.286 | Discovery and Applied Research for Technological Innovations to Improve Human Health | 33,615 | - |
| Health and Human Services, Department of | Direct | | 1 R01 EB019834-02 | 93.286 | Discovery and Applied Research for Technological Innovations to Improve Human Health | 123,402 | - |
| Health and Human Services, Department of | Direct | | 1 R21 EB019221-01 | 93.286 | Discovery and Applied Research for Technological Innovations to Improve Human Health | 103,069 | - |
| Health and Human Services, Department of | Direct | | 2-R01-EB-005678-09 | 93.286 | Discovery and Applied Research for Technological Innovations to Improve Human Health | 168,615 | - |
| Health and Human Services, Department of | Direct | | 2-R01-EB-013198-06 | 93.286 | Discovery and Applied Research for Technological Innovations to Improve Human Health | 19,625 | - |
| Health and Human Services, Department of | Direct | | 4 R37 EB003320-18 | 93.286 | Discovery and Applied Research for Technological Innovations to Improve Human Health | 312,964 | - |
| Health and Human Services, Department of | Direct | | 5 01 EB008998-07 | 93.286 | Discovery and Applied Research for Technological Innovations to Improve Human Health | 347,256 | - |
| Health and Human Services, Department of | Direct | | 5 F32 EB015914-02 | 93.286 | Discovery and Applied Research for Technological Innovations to Improve Human Health | 9,536 | - |
| Health and Human Services, Department of | Direct | | 5 R01 EB000558 16 | 93.286 | Discovery and Applied Research for Technological Innovations to Improve Human Health | 200,634 | 16,007 |
| Health and Human Services, Department of | Direct | | 5 R01 EB000783-16 | 93.286 | Discovery and Applied Research for Technological Innovations to Improve Human Health | 88,667 | - |
| Health and Human Services, Department of | Direct | | 5 R01 EB000784-32 | 93.286 | Discovery and Applied Research for Technological Innovations to Improve Human Health | 94,718 | - |
| Health and Human Services, Department of | Direct | | 5 R01 EB001994-15 | 93.286 | Discovery and Applied Research for Technological Innovations to Improve Human Health | 366,887 | - |
| Health and Human Services, Department of | Direct | | 5 R01 EB005028-08 | 93.286 | Discovery and Applied Research for Technological Innovations to Improve Human Health | 12,813 | - |
| Health and Human Services, Department of | Direct | | 5 R01 EB006476-07 | 93.286 | Discovery and Applied Research for Technological Innovations to Improve Human Health | 579,594 | - |
| Health and Human Services, Department of | Direct | | 5 R01 EB008998-05 | 93.286 | Discovery and Applied Research for Technological Innovations to Improve Human Health | 15 | - |
| Health and Human Services, Department of | Direct | | 5 R01 EB012579-07 | 93.286 | Discovery and Applied Research for Technological Innovations to Improve Human Health | 471,598 | 81,210 |
| Health and Human Services, Department of | Direct | | 5 R01 EB016079-03 | 93.286 | Discovery and Applied Research for Technological Innovations to Improve Human Health | 439,186 | - |
| Health and Human Services, Department of | Direct | | 5 R01 EB018297-02 | 93.286 | Discovery and Applied Research for Technological Innovations to Improve Human Health | 160,839 | - |
| Health and Human Services, Department of | Direct | | 5 R03 EB019180-02 | 93.286 | Discovery and Applied Research for Technological Innovations to Improve Human Health | 21,037 | - |
| Health and Human Services, Department of | Direct | | 5 R21 EB012674-02 | 93.286 | Discovery and Applied Research for Technological Innovations to Improve Human Health | 18,785 | - |
| Health and Human Services, Department of | Direct | | 5 R21 EB016236-02 | 93.286 | Discovery and Applied Research for Technological Innovations to Improve Human Health | 150,535 | - |
| Health and Human Services, Department of | Direct | | 5 R21 EB016783-02 | 93.286 | Discovery and Applied Research for Technological Innovations to Improve Human Health | 228,610 | - |
| Health and Human Services, Department of | Direct | | 5 R21 EB017078-02 | 93.286 | Discovery and Applied Research for Technological Innovations to Improve Human Health | 257,529 | - |
| Health and Human Services, Department of | Direct | | 5 R21 EB017865-02 | 93.286 | Discovery and Applied Research for Technological Innovations to Improve Human Health | 104,048 | - |
| Health and Human Services, Department of | Direct | | 5 R21 EB018537-02 | 93.286 | Discovery and Applied Research for Technological Innovations to Improve Human Health | 130,466 | - |
| Health and Human Services, Department of | Direct | | 5U01 EB01875301-02 | 93.286 | Discovery and Applied Research for Technological Innovations to Improve Human Health | 379,816 | - |
| Health and Human Services, Department of | Direct | | 7 R01 EB013198-05 | 93.286 | Discovery and Applied Research for Technological Innovations to Improve Human Health | 185,907 | - |
| Health and Human Services, Department of | Direct | | 7-R01-EB-009910-05 | 93.286 | Discovery and Applied Research for Technological Innovations to Improve Human Health | 6,302 | - |
| Health and Human Services, Department of | Direct | | T32 EB005172 | 93.286 | Discovery and Applied Research for Technological Innovations to Improve Human Health | 28,984 | - |
| Health and Human Services, Department of | Direct | | T32 EB005582 | 93.286 | Discovery and Applied Research for Technological Innovations to Improve Human Health | 213,983 | - |
| Health and Human Services, Department of | Pass-Through | Harvard University | 130307-5074036 | 93.286 | Discovery and Applied Research for Technological Innovations to Improve Human Health | 39,805 | - |

The University of Michigan
Schedule of Expenditures of Federal Awards
For the Year Ended June 30, 2015

| Cluster Title/Federal Grantor/Program | Type | Pass-Through Grantor | Award Identifier | CFDA Number | CFDA Program Title | Federal Expenditures | Subrecipient |
|--|--------------|--|------------------------------|-------------|---|----------------------|--------------|
| Health and Human Services, Department of | Pass-Through | University of Arizona | 61325 | 93.286 | Discovery and Applied Research for Technological Innovations to Improve Human Health | 11,343 | - |
| Health and Human Services, Department of | Pass-Through | University of Southern California | 50376051 | 93.286 | Discovery and Applied Research for Technological Innovations to Improve Human Health | 48,025 | - |
| | | | | | | \$ 5,392,193 | \$ 97,217 |
| Health and Human Services, Department of | Pass-Through | National Kidney Foundation of Michigan | 70-6450-20-10-7341 | 93.290 | National Community Centers of Excellence in Women's Health | \$ 34,362 | \$ - |
| Health and Human Services, Department of | Direct | | 1 R01 HG005975-03 | 93.301 | Small Rural Hospital Improvement Grant Program | \$ (38,912) | \$ - |
| Health and Human Services, Department of | Direct | | 5 P60 MD002249-08 | 93.307 | Minority Health and Health Disparities Research | \$ 1,374,976 | \$ 754,998 |
| Health and Human Services, Department of | Direct | | 5 R01 CA071699-117 | 93.307 | Minority Health and Health Disparities Research | 241,374 | - |
| Health and Human Services, Department of | Direct | | 5 R01 MD006085-04 | 93.307 | Minority Health and Health Disparities Research | 544,410 | - |
| Health and Human Services, Department of | Direct | | 5 R01 MD008879-02 | 93.307 | Minority Health and Health Disparities Research | 240,782 | - |
| Health and Human Services, Department of | Direct | | 5 R24 MD001619-10 | 93.307 | Minority Health and Health Disparities Research | 676,424 | - |
| Health and Human Services, Department of | Direct | | 5 T37 MD001425-18 | 93.307 | Minority Health and Health Disparities Research | 353,589 | - |
| Health and Human Services, Department of | Pass-Through | Patient Provider Communications, Inc | Sponsor Ltr Auth dtd 2/15/13 | 93.307 | Minority Health and Health Disparities Research | 213,996 | - |
| Health and Human Services, Department of | Pass-Through | Thomas Jefferson University | Subaward 080-18060-S10701 | 93.307 | Minority Health and Health Disparities Research | 35,273 | - |
| Health and Human Services, Department of | Pass-Through | Zansors | Letter Agreement | 93.307 | Minority Health and Health Disparities Research | 47,289 | - |
| | | | | | | \$ 3,728,113 | \$ 754,998 |
| Health and Human Services, Department of | Direct | | 1 DP2 CA186752-01 | 93.310 | Trans-NIH Research Support | \$ 445,283 | \$ - |
| Health and Human Services, Department of | Direct | | 1 DP2 HL117748-01 | 93.310 | Trans-NIH Research Support | 355,829 | - |
| Health and Human Services, Department of | Direct | | 1 DP2 OD008646-01 | 93.310 | Trans-NIH Research Support | 460,795 | - |
| Health and Human Services, Department of | Direct | | 1 DP2 OD008693-01 | 93.310 | Trans-NIH Research Support | 478,760 | - |
| Health and Human Services, Department of | Direct | | 1 DP2-MH104119-01 | 93.310 | Trans-NIH Research Support | 390,605 | - |
| Health and Human Services, Department of | Direct | | 1 K01 GM109236-02 | 93.310 | Trans-NIH Research Support | 123,826 | - |
| Health and Human Services, Department of | Direct | | 1 R21 GM110184-01 | 93.310 | Trans-NIH Research Support | 90,042 | 20,092 |
| Health and Human Services, Department of | Direct | | 1 R25 GM111837-01 | 93.310 | Trans-NIH Research Support | 129,364 | - |
| Health and Human Services, Department of | Direct | | 1-DP2GM114848-01 | 93.310 | Trans-NIH Research Support | 109,075 | - |
| Health and Human Services, Department of | Direct | | 5 DP5 OD009154-05 | 93.310 | Trans-NIH Research Support | 292,012 | - |
| Health and Human Services, Department of | Direct | | 5 R01 GM095640-04 | 93.310 | Trans-NIH Research Support | 65,776 | - |
| Health and Human Services, Department of | Direct | | 5 R03 MH095586-02 | 93.310 | Trans-NIH Research Support | (583) | - |
| Health and Human Services, Department of | Direct | | 5 U01 NS073476-03 | 93.310 | Trans-NIH Research Support | 20,217 | 9,462 |
| Health and Human Services, Department of | Direct | | 5 U24 DK097153-03 | 93.310 | Trans-NIH Research Support | 2,163,267 | 74,336 |
| Health and Human Services, Department of | Direct | | 5 UH3 DK083993-04 | 93.310 | Trans-NIH Research Support | 156,183 | 137,007 |
| Health and Human Services, Department of | Direct | | 7-DP2-OD006672-02 | 93.310 | Trans-NIH Research Support | (30,859) | - |
| Health and Human Services, Department of | Pass-Through | Rockefeller University | UH2 TR000933 | 93.310 | Trans-NIH Research Support | 71,666 | - |
| Health and Human Services, Department of | Pass-Through | University of Alabama | 000430850-002 | 93.310 | Trans-NIH Research Support | 95,402 | - |
| Health and Human Services, Department of | Pass-Through | University of Chicago | FP054192 | 93.310 | Trans-NIH Research Support | 54,685 | - |
| Health and Human Services, Department of | Pass-Through | Yale University | MI5A11925 (A10043) | 93.310 | Trans-NIH Research Support | 30,079 | - |
| | | | | | | \$ 5,501,424 | \$ 240,897 |
| Health and Human Services, Department of | Pass-Through | Northern Illinois University | G1A62527 | 93.342 | Health Professions Student Loans, Including Primary Care Loans/Loans for Disadvantaged Students | \$ 52,406 | \$ - |
| Health and Human Services, Department of | Direct | | 5 KL2 TR000434-09 | 93.350 | National Center for Advancing Translational Sciences | \$ 389,451 | \$ - |
| Health and Human Services, Department of | Direct | | 5 UL1 TR000433-09 | 93.350 | National Center for Advancing Translational Sciences | 10,824,841 | 405,309 |
| Health and Human Services, Department of | Direct | | TL1 TR000435 | 93.350 | National Center for Advancing Translational Sciences | 57,939 | - |
| Health and Human Services, Department of | Pass-Through | Innovative Bio Therapies (IBT) | Prj Spc Addendum | 93.350 | National Center for Advancing Translational Sciences | 13,287 | - |
| Health and Human Services, Department of | Pass-Through | Medical Cyberworlds, Inc | 5R44TR000360-04 | 93.350 | National Center for Advancing Translational Sciences | 83,543 | - |
| | | | | | | \$ 11,369,061 | \$ 405,309 |
| Health and Human Services, Department of | Direct | | 1 R21 OD018265-01A1 | 93.351 | Research Infrastructure Programs | \$ 39,668 | \$ - |
| Health and Human Services, Department of | Direct | | 5 K26 OD016502-03 | 93.351 | Research Infrastructure Programs | 69,899 | - |
| | | | | | | \$ 109,567 | \$ - |
| Health and Human Services, Department of | Direct | | 1A10HP271900100 | 93.358 | Advanced Education Nursing Traineeships | \$ 309,600 | \$ - |
| Health and Human Services, Department of | Direct | | 1UF1HP269790100 | 93.359 | Nurse Education, Practice Quality and Retention Grants | \$ 138,331 | \$ - |
| Health and Human Services, Department of | Direct | | 5 F31 NR010320-03 | 93.361 | Nursing Research | \$ (467) | \$ - |
| Health and Human Services, Department of | Direct | | 5 F31 NR013809-02 | 93.361 | Nursing Research | 637 | - |
| Health and Human Services, Department of | Direct | | 5 P20 NR015331-02 | 93.361 | Nursing Research | 165,963 | - |
| Health and Human Services, Department of | Direct | | 5 R01 NR004778-12 | 93.361 | Nursing Research | (584) | - |
| Health and Human Services, Department of | Direct | | 5 R01 NR012011-05 | 93.361 | Nursing Research | 498,565 | 243,849 |
| Health and Human Services, Department of | Direct | | 5 R01 NR013505-03 | 93.361 | Nursing Research | 285,921 | 237,225 |
| Health and Human Services, Department of | Direct | | 5 R01 NR013658-04 | 93.361 | Nursing Research | 542,322 | 297,342 |
| Health and Human Services, Department of | Direct | | 5 R01 NR013861-03 | 93.361 | Nursing Research | 410,615 | - |
| Health and Human Services, Department of | Direct | | 5 R01 NR014200-04 | 93.361 | Nursing Research | 466,572 | 98,037 |
| Health and Human Services, Department of | Direct | | 5 R01 NR014484-02 | 93.361 | Nursing Research | 258,302 | - |
| Health and Human Services, Department of | Direct | | 5 R03 NR014515-02 | 93.361 | Nursing Research | 39,623 | - |
| Health and Human Services, Department of | Direct | | 5 U01 NR004061-19 | 93.361 | Nursing Research | 41,921 | - |
| Health and Human Services, Department of | Pass-Through | Brigham and Women's Hospital | 107404 | 93.361 | Nursing Research | 10,626 | - |
| Health and Human Services, Department of | Pass-Through | Henry Ford Health System | Subcontract | 93.361 | Nursing Research | 37,838 | - |
| | | | | | | \$ 2,757,854 | \$ 876,453 |
| Health and Human Services, Department of | Direct | | 1 S10 OD016187-01 | 93.389 | National Center for Research Resources | \$ (80) | \$ - |
| Health and Human Services, Department of | Direct | | 5 R25 OD010915-04 | 93.389 | National Center for Research Resources | 50,934 | - |
| Health and Human Services, Department of | Direct | | 8 R24 OD010950-11 | 93.389 | National Center for Research Resources | 29,649 | - |
| Health and Human Services, Department of | Pass-Through | Michigan State University | RC103659UM | 93.389 | National Center for Research Resources | 74,824 | - |
| | | | | | | \$ 155,327 | \$ - |
| Health and Human Services, Department of | Direct | | 1 R01 CA187209-01 | 93.393 | Cancer Cause and Prevention Research | \$ 221,813 | \$ - |
| Health and Human Services, Department of | Direct | | 1 R01 CA189352-01A1 | 93.393 | Cancer Cause and Prevention Research | 112,874 | - |
| Health and Human Services, Department of | Direct | | 1 R03 CA184478-02 | 93.393 | Cancer Cause and Prevention Research | 41,341 | - |
| Health and Human Services, Department of | Direct | | 1 R03 CA186183-01A1 | 93.393 | Cancer Cause and Prevention Research | 8,794 | - |
| Health and Human Services, Department of | Direct | | 1 R21 CA172892-02 | 93.393 | Cancer Cause and Prevention Research | 89,228 | 50,178 |

The University of Michigan
Schedule of Expenditures of Federal Awards
For the Year Ended June 30, 2015

| Cluster Title/Federal Grantor/Program | Type | Pass-Through Grantor | Award Identifier | CFDA Number | CFDA Program Title | Federal Expenditures | Subrecipient |
|--|--------------|---|--------------------------------|-------------|---|----------------------|---------------------|
| Health and Human Services, Department of | Direct | | 1 U01 CA182915-01A1 | 93.393 | Cancer Cause and Prevention Research | 382,646 | - |
| Health and Human Services, Department of | Direct | | 2 R01 CA130899-06A1 | 93.393 | Cancer Cause and Prevention Research | 274,976 | - |
| Health and Human Services, Department of | Direct | | 4 R00-CA167644-04 | 93.393 | Cancer Cause and Prevention Research | 172,765 | - |
| Health and Human Services, Department of | Direct | | 5 1 R01 CA174768-02 | 93.393 | Cancer Cause and Prevention Research | 354,076 | - |
| Health and Human Services, Department of | Direct | | 5 P01 CA093900-10 | 93.393 | Cancer Cause and Prevention Research | (137,034) | 46,798 |
| Health and Human Services, Department of | Direct | | 5 P01 CA163233-03 | 93.393 | Cancer Cause and Prevention Research | 3,158,111 | 1,191,143 |
| Health and Human Services, Department of | Direct | | 5 R01 CA074552-18 | 93.393 | Cancer Cause and Prevention Research | 239,116 | - |
| Health and Human Services, Department of | Direct | | 5 R01 CA087837-14 | 93.393 | Cancer Cause and Prevention Research | 195,405 | - |
| Health and Human Services, Department of | Direct | | 5 R01 CA101860-10 | 93.393 | Cancer Cause and Prevention Research | 102,192 | - |
| Health and Human Services, Department of | Direct | | 5 R01 CA102563-10 | 93.393 | Cancer Cause and Prevention Research | 229,613 | - |
| Health and Human Services, Department of | Direct | | 5 R01 CA107469-10 | 93.393 | Cancer Cause and Prevention Research | 199,277 | - |
| Health and Human Services, Department of | Direct | | 5 R01 CA129102-07 | 93.393 | Cancer Cause and Prevention Research | 230,479 | 43,835 |
| Health and Human Services, Department of | Direct | | 5 R01 CA130899-05 | 93.393 | Cancer Cause and Prevention Research | 21,886 | - |
| Health and Human Services, Department of | Direct | | 5 R01 CA131041-05 | 93.393 | Cancer Cause and Prevention Research | 31,605 | 27,024 |
| Health and Human Services, Department of | Direct | | 5 R01 CA132755-07 | 93.393 | Cancer Cause and Prevention Research | 106,722 | - |
| Health and Human Services, Department of | Direct | | 5 R01 CA134604-05 | 93.393 | Cancer Cause and Prevention Research | 233,307 | - |
| Health and Human Services, Department of | Direct | | 5 R01 CA134606-05 | 93.393 | Cancer Cause and Prevention Research | 201,823 | - |
| Health and Human Services, Department of | Direct | | 5 R01 CA136537-05 | 93.393 | Cancer Cause and Prevention Research | (1,687) | - |
| Health and Human Services, Department of | Direct | | 5 R01 CA13662104 | 93.393 | Cancer Cause and Prevention Research | (13,708) | - |
| Health and Human Services, Department of | Direct | | 5 R01 CA140211-05 | 93.393 | Cancer Cause and Prevention Research | 122,213 | - |
| Health and Human Services, Department of | Direct | | 5 R01 CA144043-05 | 93.393 | Cancer Cause and Prevention Research | 457,886 | - |
| Health and Human Services, Department of | Direct | | 5 R01 CA148828-05 | 93.393 | Cancer Cause and Prevention Research | 222,096 | - |
| Health and Human Services, Department of | Direct | | 5 R01 CA152192-05 | 93.393 | Cancer Cause and Prevention Research | 903,451 | 459,549 |
| Health and Human Services, Department of | Direct | | 5 R01 CA152413-04 | 93.393 | Cancer Cause and Prevention Research | 429,273 | 60,215 |
| Health and Human Services, Department of | Direct | | 5 R01 CA154365-05 | 93.393 | Cancer Cause and Prevention Research | 306,520 | - |
| Health and Human Services, Department of | Direct | | 5 R01 CA154455-03 | 93.393 | Cancer Cause and Prevention Research | 88,322 | - |
| Health and Human Services, Department of | Direct | | 5 R01 CA157845-04 | 93.393 | Cancer Cause and Prevention Research | 145,754 | - |
| Health and Human Services, Department of | Direct | | 5 R01 CA158286- 04 | 93.393 | Cancer Cause and Prevention Research | 536,179 | 10,402 |
| Health and Human Services, Department of | Direct | | 5 R01 CA166879-03 | 93.393 | Cancer Cause and Prevention Research | 406,694 | - |
| Health and Human Services, Department of | Direct | | 5 R01 CA168691-03 | 93.393 | Cancer Cause and Prevention Research | 384,991 | - |
| Health and Human Services, Department of | Direct | | 5 R01 CA171277-03 | 93.393 | Cancer Cause and Prevention Research | 322,123 | - |
| Health and Human Services, Department of | Direct | | 5 R21 CA152247-02 | 93.393 | Cancer Cause and Prevention Research | 18,878 | - |
| Health and Human Services, Department of | Direct | | 5 R21 CA177925-02 | 93.393 | Cancer Cause and Prevention Research | 160,705 | - |
| Health and Human Services, Department of | Direct | | 5 R21 CA183084-02 | 93.393 | Cancer Cause and Prevention Research | 190,383 | - |
| Health and Human Services, Department of | Direct | | 5 U01 CA162147-03 | 93.393 | Cancer Cause and Prevention Research | 444,421 | 193,382 |
| Health and Human Services, Department of | Direct | | 5-R01-CA-150926-22 | 93.393 | Cancer Cause and Prevention Research | (1,090) | - |
| Health and Human Services, Department of | Direct | | 5-R03 CA167700-02 | 93.393 | Cancer Cause and Prevention Research | 14,188 | - |
| Health and Human Services, Department of | Direct | | 7 R01 CA132896-03 | 93.393 | Cancer Cause and Prevention Research | (9,433) | - |
| Health and Human Services, Department of | Pass-Through | Albert Einstein College of Medicine | 310127 | 93.393 | Cancer Cause and Prevention Research | 20 | - |
| Health and Human Services, Department of | Pass-Through | Beckman Research Institute-City of Hope | 22109.914987.6692/ PO #B005959 | 93.393 | Cancer Cause and Prevention Research | (192) | - |
| Health and Human Services, Department of | Pass-Through | Beckman Research Institute-City of Hope | 22390.914991.6694 | 93.393 | Cancer Cause and Prevention Research | 4,721 | - |
| Health and Human Services, Department of | Pass-Through | Beth Israel Deaconess Medical Center | 01027406 | 93.393 | Cancer Cause and Prevention Research | 6,993 | - |
| Health and Human Services, Department of | Pass-Through | Columbia University | 1 (GG010414) | 93.393 | Cancer Cause and Prevention Research | 8,951 | - |
| Health and Human Services, Department of | Pass-Through | Harvard University | 23570/114089 | 93.393 | Cancer Cause and Prevention Research | 4,749 | - |
| Health and Human Services, Department of | Pass-Through | Hutchinson, Fred, Cancer Research Center | 0000753057 | 93.393 | Cancer Cause and Prevention Research | 74,548 | - |
| Health and Human Services, Department of | Pass-Through | Hutchinson, Fred, Cancer Research Center | 0000760247 | 93.393 | Cancer Cause and Prevention Research | 13,802 | - |
| Health and Human Services, Department of | Pass-Through | Hutchinson, Fred, Cancer Research Center | 0000812104 | 93.393 | Cancer Cause and Prevention Research | 104,366 | - |
| Health and Human Services, Department of | Pass-Through | Hutchinson, Fred, Cancer Research Center | 0000814205 | 93.393 | Cancer Cause and Prevention Research | 230,857 | - |
| Health and Human Services, Department of | Pass-Through | Johns Hopkins University | 2000348825 | 93.393 | Cancer Cause and Prevention Research | (2,671) | - |
| Health and Human Services, Department of | Pass-Through | Massachusetts General Hospital | 217238 | 93.393 | Cancer Cause and Prevention Research | 131,540 | - |
| Health and Human Services, Department of | Pass-Through | Massachusetts General Hospital | Subaward No. 221502 | 93.393 | Cancer Cause and Prevention Research | 2,119 | - |
| Health and Human Services, Department of | Pass-Through | Mayo Clinic | 63778901 | 93.393 | Cancer Cause and Prevention Research | 54,817 | - |
| Health and Human Services, Department of | Pass-Through | Michigan State University | RC100161UM | 93.393 | Cancer Cause and Prevention Research | 87,751 | - |
| Health and Human Services, Department of | Pass-Through | Ohio State University, The | 60034096 / PO RF01310394 | 93.393 | Cancer Cause and Prevention Research | 87,635 | - |
| Health and Human Services, Department of | Pass-Through | Purdue University | 4102-41070 | 93.393 | Cancer Cause and Prevention Research | 132,779 | - |
| Health and Human Services, Department of | Pass-Through | RAND Corporation | 9920120105 | 93.393 | Cancer Cause and Prevention Research | 51,401 | - |
| Health and Human Services, Department of | Pass-Through | University of Alabama at Birmingham (UAB) | 000508050-002 | 93.393 | Cancer Cause and Prevention Research | 6,544 | - |
| Health and Human Services, Department of | Pass-Through | University of Cincinnati | 009261-002 | 93.393 | Cancer Cause and Prevention Research | 10,000 | - |
| Health and Human Services, Department of | Pass-Through | University of Hawaii | KA0014- | 93.393 | Cancer Cause and Prevention Research | 35,992 | - |
| Health and Human Services, Department of | Pass-Through | University of Illinois at Chicago | Impact of Tax and Price Police | 93.393 | Cancer Cause and Prevention Research | 17,298 | - |
| Health and Human Services, Department of | Pass-Through | University of Pennsylvania | 562194 | 93.393 | Cancer Cause and Prevention Research | 69,038 | - |
| Health and Human Services, Department of | Pass-Through | University of South Carolina | 14-2458 | 93.393 | Cancer Cause and Prevention Research | 62,400 | - |
| Health and Human Services, Department of | Pass-Through | University of Southern California | 44826888 | 93.393 | Cancer Cause and Prevention Research | 21,614 | - |
| Health and Human Services, Department of | Pass-Through | Weill Cornell Medical College-Qatar | 13010007-2 | 93.393 | Cancer Cause and Prevention Research | 35,559 | - |
| | | | | | | \$ 12,851,805 | \$ 2,082,526 |
| Health and Human Services, Department of | Direct | | 1 R01 CA186769-02 | 93.394 | Cancer Detection and Diagnosis Research | 231,107 | - |
| Health and Human Services, Department of | Direct | | 1 R21 CA176330-01A1 | 93.394 | Cancer Detection and Diagnosis Research | 83,569 | - |
| Health and Human Services, Department of | Direct | | 1 R21 CA18848101A1 | 93.394 | Cancer Detection and Diagnosis Research | 8,515 | - |
| Health and Human Services, Department of | Direct | | 1 R21 CA191052-01 | 93.394 | Cancer Detection and Diagnosis Research | 22,064 | - |
| Health and Human Services, Department of | Direct | | 5 P01 CA085878-11 | 93.394 | Cancer Detection and Diagnosis Research | 1,605,755 | 453,227 |
| Health and Human Services, Department of | Direct | | 5 P01 CA087634 10 | 93.394 | Cancer Detection and Diagnosis Research | 558,718 | - |
| Health and Human Services, Department of | Direct | | 5 R01 CA091713-10 | 93.394 | Cancer Detection and Diagnosis Research | (8,576) | - |
| Health and Human Services, Department of | Direct | | 5 R01 CA134579-05 | 93.394 | Cancer Detection and Diagnosis Research | (374) | - |
| Health and Human Services, Department of | Direct | | 5 R01 CA134688-05 | 93.394 | Cancer Detection and Diagnosis Research | 251,849 | - |
| Health and Human Services, Department of | Direct | | 5 R01 CA136892-04 | 93.394 | Cancer Detection and Diagnosis Research | 56,643 | - |
| Health and Human Services, Department of | Direct | | 5 R01 CA142750-05 | 93.394 | Cancer Detection and Diagnosis Research | 272,559 | - |
| Health and Human Services, Department of | Direct | | 5 R01 CA151443-05 | 93.394 | Cancer Detection and Diagnosis Research | 484,324 | 138,803 |

The University of Michigan
Schedule of Expenditures of Federal Awards
For the Year Ended June 30, 2015

| Cluster Title/Federal Grantor/Program | Type | Pass-Through Grantor | Award Identifier | CFDA Number | CFDA Program Title | Federal Expenditures | Subrecipient |
|--|--------------|--|----------------------------|-------------|---|----------------------|---------------------|
| Health and Human Services, Department of | Direct | | 5 R01 CA154980-03 | 93.394 | Cancer Detection and Diagnosis Research | 188,751 | - |
| Health and Human Services, Department of | Direct | | 5 R01 CA160254-04 | 93.394 | Cancer Detection and Diagnosis Research | 335,865 | 71,229 |
| Health and Human Services, Department of | Direct | | 5 R21 CA15277502 | 93.394 | Cancer Detection and Diagnosis Research | 18,274 | - |
| Health and Human Services, Department of | Direct | | 5 U01 CA086400-15 | 93.394 | Cancer Detection and Diagnosis Research | 575,153 | 174,127 |
| Health and Human Services, Department of | Direct | | 5 U01 CA111275-10 | 93.394 | Cancer Detection and Diagnosis Research | 581,910 | 257,052 |
| Health and Human Services, Department of | Direct | | 5 U01 CA166104-03 | 93.394 | Cancer Detection and Diagnosis Research | 415,656 | - |
| Health and Human Services, Department of | Direct | | 5 U01 CA179106-02 | 93.394 | Cancer Detection and Diagnosis Research | 500,849 | - |
| Health and Human Services, Department of | Direct | | 5 U01 CA183027-02 | 93.394 | Cancer Detection and Diagnosis Research | 326,243 | - |
| Health and Human Services, Department of | Direct | | 5 U01 CA183848-02 | 93.394 | Cancer Detection and Diagnosis Research | 290,119 | - |
| Health and Human Services, Department of | Pass-Through | Duke University | 2033890 | 93.394 | Cancer Detection and Diagnosis Research | 26,955 | - |
| Health and Human Services, Department of | Pass-Through | Duke University | 2033964 | 93.394 | Cancer Detection and Diagnosis Research | 67,477 | - |
| Health and Human Services, Department of | Pass-Through | Emory University | T112613 | 93.394 | Cancer Detection and Diagnosis Research | (47) | - |
| Health and Human Services, Department of | Pass-Through | Emory University | T288111 | 93.394 | Cancer Detection and Diagnosis Research | 78,322 | - |
| Health and Human Services, Department of | Pass-Through | HealthPartners Institute for Education and Research | X1301200MICH | 93.394 | Cancer Detection and Diagnosis Research | 22,272 | - |
| Health and Human Services, Department of | Pass-Through | Hutchinson, Fred, Cancer Research Center | 0000784246 | 93.394 | Cancer Detection and Diagnosis Research | (31,703) | - |
| Health and Human Services, Department of | Pass-Through | Hutchinson, Fred, Cancer Research Center | 0000792044 | 93.394 | Cancer Detection and Diagnosis Research | 95,062 | - |
| Health and Human Services, Department of | Pass-Through | Hutchinson, Fred, Cancer Research Center | 0000820137 | 93.394 | Cancer Detection and Diagnosis Research | 46,067 | - |
| Health and Human Services, Department of | Pass-Through | Hutchinson, Fred, Cancer Research Center | 0000825704, Project 214712 | 93.394 | Cancer Detection and Diagnosis Research | 40 | - |
| Health and Human Services, Department of | Pass-Through | Northwestern University | 60038836 UM | 93.394 | Cancer Detection and Diagnosis Research | 5,045 | - |
| Health and Human Services, Department of | Pass-Through | University of Akron | 540180-UM | 93.394 | Cancer Detection and Diagnosis Research | 110,302 | - |
| Health and Human Services, Department of | Pass-Through | University of Pittsburgh | 0026512 (409135-1) | 93.394 | Cancer Detection and Diagnosis Research | 7,359 | - |
| Health and Human Services, Department of | Pass-Through | University of Pittsburgh | 0026512 (410092-4) | 93.394 | Cancer Detection and Diagnosis Research | 4,206 | - |
| Health and Human Services, Department of | Pass-Through | University of Texas Health Science Center at San Antonio | 154279 | 93.394 | Cancer Detection and Diagnosis Research | (12,211) | - |
| Health and Human Services, Department of | Pass-Through | University of Texas Health Science Center at San Antonio | 155026 | 93.394 | Cancer Detection and Diagnosis Research | 216,031 | 201,930 |
| Health and Human Services, Department of | Pass-Through | University of Texas Health Science Center at San Antonio | 156636 | 93.394 | Cancer Detection and Diagnosis Research | 71,194 | - |
| Health and Human Services, Department of | Pass-Through | University of Texas Health Science Center at San Antonio | 156904 | 93.394 | Cancer Detection and Diagnosis Research | 30,389 | - |
| Health and Human Services, Department of | Pass-Through | University of Texas Health Science Center at San Antonio | Agreement No. 155032 | 93.394 | Cancer Detection and Diagnosis Research | 6,769 | - |
| Health and Human Services, Department of | Pass-Through | University of Texas Southwestern Medical Center | 130201 | 93.394 | Cancer Detection and Diagnosis Research | 63,080 | - |
| Health and Human Services, Department of | Pass-Through | Van Andel Research Institute | UM-NCI-BH-10-40181-1 | 93.394 | Cancer Detection and Diagnosis Research | 27,559 | - |
| | | | | | | \$ 7,633,141 | \$ 1,296,368 |
| Health and Human Services, Department of | Direct | | 1 R01 CA166033-03 | 93.395 | Cancer Treatment Research | \$ 400,662 | \$ 5,900 |
| Health and Human Services, Department of | Direct | | 1 R01 CA184153-01A1 | 93.395 | Cancer Treatment Research | 68,029 | - |
| Health and Human Services, Department of | Direct | | 1 R01 CA187004-01A1 | 93.395 | Cancer Treatment Research | 47,924 | - |
| Health and Human Services, Department of | Direct | | 1 R03 CA191952-01 | 93.395 | Cancer Treatment Research | 46,754 | - |
| Health and Human Services, Department of | Direct | | 1 R21 CA173459-01 | 93.395 | Cancer Treatment Research | 5,052 | - |
| Health and Human Services, Department of | Direct | | 1R01CA190498-01 | 93.395 | Cancer Treatment Research | 112,035 | - |
| Health and Human Services, Department of | Direct | | 2U10CA03742928 | 93.395 | Cancer Treatment Research | (754) | (754) |
| Health and Human Services, Department of | Direct | | 5 P01 CA039542-26 | 93.395 | Cancer Treatment Research | 280,534 | - |
| Health and Human Services, Department of | Direct | | 5 P01 CA059827-17 | 93.395 | Cancer Treatment Research | 2,437,686 | 7,116 |
| Health and Human Services, Department of | Direct | | 5 R01 CA083081-14 | 93.395 | Cancer Treatment Research | 347,269 | 39,958 |
| Health and Human Services, Department of | Direct | | 5 R01 CA108874-10 | 93.395 | Cancer Treatment Research | 338,595 | 96,088 |
| Health and Human Services, Department of | Direct | | 5 R01 CA109025-09 | 93.395 | Cancer Treatment Research | 187,600 | - |
| Health and Human Services, Department of | Direct | | 5 R01 CA114612-09 | 93.395 | Cancer Treatment Research | 127,714 | - |
| Health and Human Services, Department of | Direct | | 5 R01 CA125187-08S2 | 93.395 | Cancer Treatment Research | 468,279 | - |
| Health and Human Services, Department of | Direct | | 5 R01 CA127551-05 | 93.395 | Cancer Treatment Research | 130,215 | - |
| Health and Human Services, Department of | Direct | | 5 R01 CA131290-05 | 93.395 | Cancer Treatment Research | 49,918 | - |
| Health and Human Services, Department of | Direct | | 5 R01 CA132834-06 | 93.395 | Cancer Treatment Research | 361,865 | - |
| Health and Human Services, Department of | Direct | | 5 R01 CA133046-07 | 93.395 | Cancer Treatment Research | 318,542 | - |
| Health and Human Services, Department of | Direct | | 5 R01 CA138723-06 | 93.395 | Cancer Treatment Research | 362,156 | - |
| Health and Human Services, Department of | Direct | | 5 R01 CA140667-05 | 93.395 | Cancer Treatment Research | 51,419 | 39,697 |
| Health and Human Services, Department of | Direct | | 5 R01 CA148713-04 | 93.395 | Cancer Treatment Research | (27) | - |
| Health and Human Services, Department of | Direct | | 5 R01 CA149442-05 | 93.395 | Cancer Treatment Research | 131,448 | 13,463 |
| Health and Human Services, Department of | Direct | | 5 R01 CA151445-05 | 93.395 | Cancer Treatment Research | 560,501 | 63,654 |
| Health and Human Services, Department of | Direct | | 5 R01 CA155198-04 | 93.395 | Cancer Treatment Research | 319,563 | - |
| Health and Human Services, Department of | Direct | | 5 R01 CA156744-05 | 93.395 | Cancer Treatment Research | 342,961 | - |
| Health and Human Services, Department of | Direct | | 5 R01 CA160467-04 | 93.395 | Cancer Treatment Research | 277,633 | - |
| Health and Human Services, Department of | Direct | | 5 R01 CA160981-04 | 93.395 | Cancer Treatment Research | 249,321 | - |
| Health and Human Services, Department of | Direct | | 5 R01 CA163345-04 | 93.395 | Cancer Treatment Research | 416,100 | - |
| Health and Human Services, Department of | Direct | | 5 R01 CA163737-04 | 93.395 | Cancer Treatment Research | 208,885 | - |
| Health and Human Services, Department of | Direct | | 5 R01 CA163895-04 | 93.395 | Cancer Treatment Research | 338,853 | - |
| Health and Human Services, Department of | Direct | | 5 R01 CA170198-04 | 93.395 | Cancer Treatment Research | 183,029 | - |
| Health and Human Services, Department of | Direct | | 5 R01 CA177307-03 | 93.395 | Cancer Treatment Research | 372,238 | - |
| Health and Human Services, Department of | Direct | | 5 R01 CA181185-02 | 93.395 | Cancer Treatment Research | 299,032 | - |
| Health and Human Services, Department of | Direct | | 5 R01 CA188323-02 | 93.395 | Cancer Treatment Research | 104,503 | - |
| Health and Human Services, Department of | Direct | | 5 R03 CA166860-02 | 93.395 | Cancer Treatment Research | 29,156 | - |
| Health and Human Services, Department of | Direct | | 5 U10 CA03210234 | 93.395 | Cancer Treatment Research | (267,031) | (6,000) |
| Health and Human Services, Department of | Direct | | 5 U10 CA180801-02 | 93.395 | Cancer Treatment Research | 777,778 | - |
| Health and Human Services, Department of | Direct | | 5R21CA175857-02 | 93.395 | Cancer Treatment Research | 118,698 | - |
| Health and Human Services, Department of | Pass-Through | Cancer Trials Support Unit (CTSU) | Various Checks | 93.395 | Cancer Treatment Research | (19) | - |
| Health and Human Services, Department of | Pass-Through | Children's Hospital of Philadelphia, The | 950080215-xx | 93.395 | Cancer Treatment Research | 10,940 | - |
| Health and Human Services, Department of | Pass-Through | Children's Hospital of Philadelphia, The | NIH NCTN SUB362 | 93.395 | Cancer Treatment Research | 8,638 | - |
| Health and Human Services, Department of | Pass-Through | Children's Hospital of Philadelphia, The | WORK ORDER | 93.395 | Cancer Treatment Research | 16,243 | - |
| Health and Human Services, Department of | Pass-Through | City of Hope Medical Center | 50023.914965.6693 | 93.395 | Cancer Treatment Research | 20,670 | - |
| Health and Human Services, Department of | Pass-Through | Cleveland Clinic Foundation (CCF) | R01 CA168899 | 93.395 | Cancer Treatment Research | 99,610 | - |
| Health and Human Services, Department of | Pass-Through | Cold Spring Harbor Lab | 55600215 | 93.395 | Cancer Treatment Research | 43,521 | - |
| Health and Human Services, Department of | Pass-Through | Colorado State University | G-33008-1 | 93.395 | Cancer Treatment Research | 52,603 | - |
| Health and Human Services, Department of | Pass-Through | Eastern Cooperative Oncology Group (ECOG) | 1UG1CA189828-01-MICH2 | 93.395 | Cancer Treatment Research | 11,838 | - |

The University of Michigan
Schedule of Expenditures of Federal Awards
For the Year Ended June 30, 2015

| Cluster Title/Federal Grantor/Program | Type | Pass-Through Grantor | Award Identifier | CFDA Number | CFDA Program Title | Federal Expenditures | Subrecipient |
|--|--------------|--|--------------------------------|-------------|-------------------------------|----------------------|-------------------|
| Health and Human Services, Department of | Pass-Through | ECOG-ACRIN Medical Research Foundation, Inc | 1UG1CA189828-01-MICH1 | 93.395 | Cancer Treatment Research | 8,318 | - |
| Health and Human Services, Department of | Pass-Through | ECOG-ACRIN Medical Research Foundation, Inc | 1UG1CA189828-01-MICH3 | 93.395 | Cancer Treatment Research | 79,794 | - |
| Health and Human Services, Department of | Pass-Through | Indiana University | IN-4689603-UM | 93.395 | Cancer Treatment Research | 70,726 | - |
| Health and Human Services, Department of | Pass-Through | Integrated Sensors, LLC | Research Agreement | 93.395 | Cancer Treatment Research | 3,074 | - |
| Health and Human Services, Department of | Pass-Through | Mayo Clinic | sub 5R01CA133049-04 | 93.395 | Cancer Treatment Research | (1,482) | - |
| Health and Human Services, Department of | Pass-Through | Mount Sinai School of Medicine | 0254-3504-4609 | 93.395 | Cancer Treatment Research | 382,496 | - |
| Health and Human Services, Department of | Pass-Through | Mount Sinai School of Medicine | 0255-7771-4609 | 93.395 | Cancer Treatment Research | 27,948 | - |
| Health and Human Services, Department of | Pass-Through | National Surgical Adjuvant Breast and Bowel Project (NSABP) Foundation, Inc. | MICHIGAN-DMP-1-YR28 | 93.395 | Cancer Treatment Research | 2,871 | - |
| Health and Human Services, Department of | Pass-Through | Oregon Health and Science University | 1003772_Michigan | 93.395 | Cancer Treatment Research | (5,076) | - |
| Health and Human Services, Department of | Pass-Through | Oregon Health and Science University | 1004031_Michigan | 93.395 | Cancer Treatment Research | (5,201) | (446) |
| Health and Human Services, Department of | Pass-Through | Oregon Health and Science University | 1005019_UMI | 93.395 | Cancer Treatment Research | 76,878 | - |
| Health and Human Services, Department of | Pass-Through | Oregon Health and Science University | 9009627_UMI HAYES | 93.395 | Cancer Treatment Research | 17,682 | - |
| Health and Human Services, Department of | Pass-Through | Oregon Health and Science University | 9009627_UMI_SCHOTT | 93.395 | Cancer Treatment Research | 398,428 | - |
| Health and Human Services, Department of | Pass-Through | University of California - San Francisco | 8225sc | 93.395 | Cancer Treatment Research | 22,194 | - |
| Health and Human Services, Department of | Pass-Through | University of Kansas | FY2013-050-M2 | 93.395 | Cancer Treatment Research | 84,582 | - |
| Health and Human Services, Department of | Pass-Through | Washington University | WU-15-371 | 93.395 | Cancer Treatment Research | 1,400 | - |
| Health and Human Services, Department of | Pass-Through | Washington University | WU-15-4 | 93.395 | Cancer Treatment Research | 18,151 | - |
| Health and Human Services, Department of | Pass-Through | Wayne State University | WSU13052 | 93.395 | Cancer Treatment Research | 7,430 | - |
| | | | | | | \$ 12,058,392 | \$ 258,676 |
| Health and Human Services, Department of | Direct | | 1 R01 CA1090554-01 | 93.396 | Cancer Biology Research | 32,568 | - |
| Health and Human Services, Department of | Direct | | 1 R01 CA190176-01A1 | 93.396 | Cancer Biology Research | 138,175 | - |
| Health and Human Services, Department of | Direct | | 1 R01 CA190384-01 | 93.396 | Cancer Biology Research | 118,530 | - |
| Health and Human Services, Department of | Direct | | 1 R01 CA195655-01 | 93.396 | Cancer Biology Research | 271,130 | - |
| Health and Human Services, Department of | Direct | | 2 R01 CA131045 05A1 | 93.396 | Cancer Biology Research | 31,508 | - |
| Health and Human Services, Department of | Direct | | 5 R00 CA151460-04 | 93.396 | Cancer Biology Research | 103,191 | - |
| Health and Human Services, Department of | Direct | | 5 R01 CA082223-14 | 93.396 | Cancer Biology Research | 181,911 | - |
| Health and Human Services, Department of | Direct | | 5 R01 CA088308-15 | 93.396 | Cancer Biology Research | 324,042 | - |
| Health and Human Services, Department of | Direct | | 5 R01 CA099985-08 | 93.396 | Cancer Biology Research | 138,281 | - |
| Health and Human Services, Department of | Direct | | 5 R01 CA118762-10 | 93.396 | Cancer Biology Research | 232,852 | - |
| Health and Human Services, Department of | Direct | | 5 R01 CA125577-07 | 93.396 | Cancer Biology Research | 447,194 | 26,785 |
| Health and Human Services, Department of | Direct | | 5 R01 CA129765-07 | 93.396 | Cancer Biology Research | 287,925 | - |
| Health and Human Services, Department of | Direct | | 5 R01 CA136553-05 | 93.396 | Cancer Biology Research | (13,467) | - |
| Health and Human Services, Department of | Direct | | 5 R01 CA142809-05 | 93.396 | Cancer Biology Research | (18,170) | - |
| Health and Human Services, Department of | Direct | | 5 R01 CA143379-05 | 93.396 | Cancer Biology Research | 160,337 | 20,984 |
| Health and Human Services, Department of | Direct | | 5 R01 CA144032-05 | 93.396 | Cancer Biology Research | 210,991 | - |
| Health and Human Services, Department of | Direct | | 5 R01 CA148621-04 | 93.396 | Cancer Biology Research | 251,774 | - |
| Health and Human Services, Department of | Direct | | 5 R01 CA151425-04 | 93.396 | Cancer Biology Research | 176,477 | 67,160 |
| Health and Human Services, Department of | Direct | | 5 R01 CA151588-05 | 93.396 | Cancer Biology Research | 218,354 | - |
| Health and Human Services, Department of | Direct | | 5 R01 CA151842-05 | 93.396 | Cancer Biology Research | 219,027 | - |
| Health and Human Services, Department of | Direct | | 5 R01 CA152470-05 | 93.396 | Cancer Biology Research | 368,448 | - |
| Health and Human Services, Department of | Direct | | 5 R01 CA154252-05 | 93.396 | Cancer Biology Research | 248,996 | - |
| Health and Human Services, Department of | Direct | | 5 R01 CA156685-05 | 93.396 | Cancer Biology Research | 321,892 | - |
| Health and Human Services, Department of | Direct | | 5 R01 CA171306-03 | 93.396 | Cancer Biology Research | 511,538 | - |
| Health and Human Services, Department of | Direct | | 5 R01 CA173878-03 | 93.396 | Cancer Biology Research | 291,708 | - |
| Health and Human Services, Department of | Direct | | 5 R01 CA174836-02 | 93.396 | Cancer Biology Research | 719,675 | - |
| Health and Human Services, Department of | Direct | | 5 R01 CA183857-02 | 93.396 | Cancer Biology Research | 410,417 | - |
| Health and Human Services, Department of | Direct | | 5 R21 CA167122-02 | 93.396 | Cancer Biology Research | (3,847) | - |
| Health and Human Services, Department of | Direct | | 5 R21 CA168479-02 | 93.396 | Cancer Biology Research | 16,740 | 12,344 |
| Health and Human Services, Department of | Direct | | 5 R21 CA170995-02 | 93.396 | Cancer Biology Research | 95,084 | - |
| Health and Human Services, Department of | Direct | | 5 U01 CA143055-03 | 93.396 | Cancer Biology Research | (6,293) | (6,293) |
| Health and Human Services, Department of | Direct | | 5 U01 CA154224-05 | 93.396 | Cancer Biology Research | 265,901 | - |
| Health and Human Services, Department of | Direct | | 5R21 CA181855-02 | 93.396 | Cancer Biology Research | 203,323 | - |
| Health and Human Services, Department of | Direct | | 7 R01 CA159222-05 | 93.396 | Cancer Biology Research | 100,674 | - |
| Health and Human Services, Department of | Direct | | 7 R01 CA173745-04 | 93.396 | Cancer Biology Research | 340,623 | - |
| Health and Human Services, Department of | Pass-Through | Baylor College of Medicine | 101663466 | 93.396 | Cancer Biology Research | (492) | - |
| Health and Human Services, Department of | Pass-Through | Baylor College of Medicine | 101825108 | 93.396 | Cancer Biology Research | (3,403) | - |
| Health and Human Services, Department of | Pass-Through | Baylor College of Medicine | 102009204 | 93.396 | Cancer Biology Research | 71,439 | - |
| Health and Human Services, Department of | Pass-Through | Case Western Reserve University | RES508111 | 93.396 | Cancer Biology Research | 33,092 | - |
| Health and Human Services, Department of | Pass-Through | Children's National Medical Center | 30001802-14-01 | 93.396 | Cancer Biology Research | 150,772 | - |
| Health and Human Services, Department of | Pass-Through | Cold Spring Harbor Lab | Award# 25604457; PO# 920809-SV | 93.396 | Cancer Biology Research | 60,744 | - |
| Health and Human Services, Department of | Pass-Through | Columbia University | 1 (GG010518) | 93.396 | Cancer Biology Research | 23,249 | - |
| Health and Human Services, Department of | Pass-Through | Roswell Park Cancer Institute | 21-01 | 93.396 | Cancer Biology Research | 15,230 | - |
| Health and Human Services, Department of | Pass-Through | University of California - San Francisco | 8545sc | 93.396 | Cancer Biology Research | 35,140 | - |
| Health and Human Services, Department of | Pass-Through | University of Cincinnati | 009069-002 PN14081244 | 93.396 | Cancer Biology Research | 41,591 | - |
| Health and Human Services, Department of | Pass-Through | University of Pittsburgh | 0034092 (123677-1) | 93.396 | Cancer Biology Research | 201,172 | - |
| Health and Human Services, Department of | Pass-Through | University of Rochester | 416456-G | 93.396 | Cancer Biology Research | 12,883 | - |
| Health and Human Services, Department of | Pass-Through | University of Southern California | 56601654 | 93.396 | Cancer Biology Research | 52,312 | - |
| Health and Human Services, Department of | Pass-Through | University of Southern California | 58065388 | 93.396 | Cancer Biology Research | 101,349 | - |
| Health and Human Services, Department of | Pass-Through | University of Toledo | N2013-81 | 93.396 | Cancer Biology Research | 8,558 | - |
| Health and Human Services, Department of | Pass-Through | Wayne State University | WSU15070, 300991 | 93.396 | Cancer Biology Research | 9,742 | - |
| | | | | | | \$ 8,210,887 | \$ 120,980 |
| Health and Human Services, Department of | Direct | | 1P50CA18678601 | 93.397 | Cancer Centers Support Grants | 1,593,477 | - |
| Health and Human Services, Department of | Direct | | 5 P30 CA046592-27 | 93.397 | Cancer Centers Support Grants | 6,045,050 | - |
| Health and Human Services, Department of | Direct | | 5 P50 CA069568-15S1 | 93.397 | Cancer Centers Support Grants | (47,992) | - |
| Health and Human Services, Department of | Direct | | 5 P50 CA097248-10S1 | 93.397 | Cancer Centers Support Grants | 144,950 | - |
| Health and Human Services, Department of | Direct | | 5 P50 CA130810-05 | 93.397 | Cancer Centers Support Grants | 2,283,639 | 136,717 |
| Health and Human Services, Department of | Direct | | 5 U54 CA163124-04 | 93.397 | Cancer Centers Support Grants | 775,222 | 24,900 |

The University of Michigan
Schedule of Expenditures of Federal Awards
For the Year Ended June 30, 2015

| Cluster Title/Federal Grantor/Program | Type | Pass-Through Grantor | Award Identifier | CFDA Number | CFDA Program Title | Federal Expenditures | Subrecipient |
|--|--------------|--|-----------------------------|-------------|---|----------------------|-------------------|
| Health and Human Services, Department of | Pass-Through | Albert Einstein College of Medicine | 31541F | 93.397 | Cancer Centers Support Grants | 51,009 | - |
| Health and Human Services, Department of | Pass-Through | Columbia University | Subaward #3(Acct #5-30761) | 93.397 | Cancer Centers Support Grants | 8,216 | - |
| Health and Human Services, Department of | Pass-Through | Sarcoma Alliance for Research Through Collaboration (SARC) | 7.3 | 93.397 | Cancer Centers Support Grants | 59,712 | - |
| Health and Human Services, Department of | Pass-Through | Sarcoma Alliance for Research Through Collaboration (SARC) | 7.3 | 93.397 | Cancer Centers Support Grants | 31,043 | - |
| Health and Human Services, Department of | Pass-Through | Sarcoma Alliance for Research Through Collaboration (SARC) | Subaward No. 7.2- project 3 | 93.397 | Cancer Centers Support Grants | 285,338 | - |
| Health and Human Services, Department of | Pass-Through | Sarcoma Alliance for Research Through Collaboration (SARC) | Subaward No. 7.3 | 93.397 | Cancer Centers Support Grants | 99,876 | - |
| Health and Human Services, Department of | Pass-Through | Wayne State University | WSU13082 | 93.397 | Cancer Centers Support Grants | 18,356 | - |
| Health and Human Services, Department of | Pass-Through | Wayne State University | WSU15003 | 93.397 | Cancer Centers Support Grants | 25,725 | - |
| | | | | | | \$ 11,373,621 | \$ 161,617 |
| Health and Human Services, Department of | Direct | | 1 F30 CA189316-01 | 93.398 | Cancer Research Manpower | 30,484 | - |
| Health and Human Services, Department of | Direct | | 1 F30 CA196084-01 | 93.398 | Cancer Research Manpower | 7,735 | - |
| Health and Human Services, Department of | Direct | | 1 F31 CA189440-02 | 93.398 | Cancer Research Manpower | 29,448 | - |
| Health and Human Services, Department of | Direct | | 1 K22 CA177824-02 | 93.398 | Cancer Research Manpower | 143,223 | - |
| Health and Human Services, Department of | Direct | | 1 K99 CA187664-01 | 93.398 | Cancer Research Manpower | 107,719 | - |
| Health and Human Services, Department of | Direct | | 1F32CA168269-02 | 93.398 | Cancer Research Manpower | 40,233 | - |
| Health and Human Services, Department of | Direct | | 5 F30 CA171917-02 | 93.398 | Cancer Research Manpower | 6,077 | - |
| Health and Human Services, Department of | Direct | | 5 F30 CA173910 -2 | 93.398 | Cancer Research Manpower | 32,722 | - |
| Health and Human Services, Department of | Direct | | 5 F30 CA180376-03 | 93.398 | Cancer Research Manpower | 31,761 | - |
| Health and Human Services, Department of | Direct | | 5 F30 CA183276-02 | 93.398 | Cancer Research Manpower | 39,116 | - |
| Health and Human Services, Department of | Direct | | 5 K07 CA154595-04 | 93.398 | Cancer Research Manpower | 147,961 | - |
| Health and Human Services, Department of | Direct | | 5 K07 CA163665-03 | 93.398 | Cancer Research Manpower | 170,565 | - |
| Health and Human Services, Department of | Direct | | 5 K08 CA151414-05 | 93.398 | Cancer Research Manpower | 174,314 | - |
| Health and Human Services, Department of | Direct | | 5 K08 CA158425-04 | 93.398 | Cancer Research Manpower | 195,150 | - |
| Health and Human Services, Department of | Direct | | 5 K08 CA172215-03 | 93.398 | Cancer Research Manpower | 206,580 | - |
| Health and Human Services, Department of | Direct | | 5 K08CA181475-03 | 93.398 | Cancer Research Manpower | 140,663 | - |
| Health and Human Services, Department of | Direct | | 5 K99 CA160640-02 | 93.398 | Cancer Research Manpower | 3,440 | - |
| Health and Human Services, Department of | Direct | | 5 R00 CA158136-05 | 93.398 | Cancer Research Manpower | 317,445 | - |
| Health and Human Services, Department of | Direct | | T32 CA009357 | 93.398 | Cancer Research Manpower | 342,141 | - |
| Health and Human Services, Department of | Direct | | T32 CA009672 | 93.398 | Cancer Research Manpower | 251,326 | - |
| Health and Human Services, Department of | Direct | | T32 CA009676 | 93.398 | Cancer Research Manpower | 183,398 | - |
| Health and Human Services, Department of | Direct | | T32 CA083654 | 93.398 | Cancer Research Manpower | 178,067 | - |
| Health and Human Services, Department of | Direct | | T32 CA140044 | 93.398 | Cancer Research Manpower | 278,808 | - |
| Health and Human Services, Department of | Direct | | T32 CA180984 | 93.398 | Cancer Research Manpower | 10,694 | - |
| | | | | | | \$ 3,069,070 | \$ - |
| Health and Human Services, Department of | Direct | | 5 P50 CA093990-11 | 93.399 | Cancer Control | (20,845) | - |
| Health and Human Services, Department of | Direct | | 5 P50 CA101451-10 | 93.399 | Cancer Control | 445,659 | 114,816 |
| Health and Human Services, Department of | Direct | | 5 U54 CA136429-05 | 93.399 | Cancer Control | 59,992 | - |
| Health and Human Services, Department of | Direct | | 5 U54 CA163059-04 | 93.399 | Cancer Control | 1,248,252 | 71,997 |
| Health and Human Services, Department of | Pass-Through | Ohio State University, The | 60044073 | 93.399 | Cancer Control | 32,187 | - |
| Health and Human Services, Department of | Pass-Through | Ohio State University, The | No. 60039301/PO RF01341623 | 93.399 | Cancer Control | (21) | - |
| Health and Human Services, Department of | Pass-Through | President and Fellows of Harvard College | 114869-5646268 | 93.399 | Cancer Control | 41,870 | - |
| | | | | | | \$ 1,807,094 | \$ 186,813 |
| Health and Human Services, Department of | Direct | | 90IF0007-01-00 | 93.433 | ACL National Institute on Disability, Independent Living, and Rehabilitation Research | 3,746 | - |
| Health and Human Services, Department of | Direct | | 90RES5012-01-00 | 93.433 | ACL National Institute on Disability, Independent Living, and Rehabilitation Research | 325,325 | - |
| | | | | | | \$ 329,071 | \$ - |
| Health and Human Services, Department of | Direct | | 1 C12CS25627-01-00 | 93.501 | Affordable Care Act (ACA) Grants for School-Based Health Center Capital Expenditures | 336,229 | - |
| Health and Human Services, Department of | Direct | | 1 T89HP20745-01-00 | 93.510 | Affordable Care Act (ACA) Primary Care Residency Expansion Program | 237,495 | - |
| Health and Human Services, Department of | Direct | | 1 T57 HP20601-01-00 | 93.513 | Affordable Care Act (ACA) Advanced Nursing Education Expansion Initiative | 165,260 | - |
| Health and Human Services, Department of | Direct | | 1 T56 HP2065301-03 | 93.515 | Affordable Care Act (ACA) Nurse-Managed Health Clinics | 289,544 | 275,912 |
| Health and Human Services, Department of | Direct | | 1 UB6HP20200-04-00 | 93.516 | Affordable Care Act (ACA) Public Health Training Centers Program | 141,794 | - |
| Health and Human Services, Department of | Pass-Through | University of Illinois at Chicago | UIC FDP Subaward Agreement | 93.516 | Affordable Care Act (ACA) Public Health Training Centers Program | 43,899 | - |
| | | | | | | \$ 185,693 | \$ - |
| Health and Human Services, Department of | Pass-Through | University of Massachusetts Medical Center | WA00143278/RFS2013044 | 93.583 | Refugee and Entrant Assistance, Wilson/Fish Program | 58,464 | - |
| Health and Human Services, Department of | Direct | | 1C1CMS331340-01-00 | 93.610 | Health Care Innovation Awards (HCIA) | 768,392 | - |
| Health and Human Services, Department of | Pass-Through | Altarum Institute | SC-14-021 | 93.610 | Health Care Innovation Awards (HCIA) | 80,658 | - |
| Health and Human Services, Department of | Pass-Through | Duke University | 203-9622 | 93.610 | Health Care Innovation Awards (HCIA) | (11,437) | - |
| Health and Human Services, Department of | Pass-Through | Duke University | 203-9903 | 93.610 | Health Care Innovation Awards (HCIA) | 337,233 | - |
| | | | | | | \$ 1,174,846 | \$ - |
| Health and Human Services, Department of | Pass-Through | Health Research, Inc | 4970-01 | 93.624 | ACA - State Innovation Models: Funding for Model Design and Model Testing Assistance | 27,462 | - |
| Health and Human Services, Department of | Direct | | 90 CO1047-05-00 | 93.652 | Adoption Opportunities | 838,944 | 608,788 |
| Health and Human Services, Department of | Direct | | 5 R01 AI049294-11 | 93.701 | Trans-NIH Recovery Act Research Support | (275,005) | - |
| Health and Human Services, Department of | Direct | | 5 R01 CA139014-04 | 93.701 | Trans-NIH Recovery Act Research Support | 198,078 | 28,288 |
| Health and Human Services, Department of | Pass-Through | University of California - San Francisco | 7384sc | 93.701 | Trans-NIH Recovery Act Research Support | 1,842,103 | - |
| | | | | | | \$ 1,765,176 | \$ 28,288 |
| Health and Human Services, Department of | Direct | | 1 M01HP25191-01-00 | 93.732 | Mental and Behavioral Health Education and Training Grants | 230,326 | - |
| Health and Human Services, Department of | Pass-Through | University of Nebraska | 34-5507-1031-001 | 93.732 | Mental and Behavioral Health Education and Training Grants | 9,853 | - |
| | | | | | | \$ 240,179 | \$ - |

The University of Michigan
Schedule of Expenditures of Federal Awards
For the Year Ended June 30, 2015

| Cluster Title/Federal Grantor/Program | Type | Pass-Through Grantor | Award Identifier | CFDA Number | CFDA Program Title | Federal Expenditures | Subrecipient |
|--|--------------|---|---------------------|-------------|---|----------------------|--------------|
| Health and Human Services, Department of | Pass-Through | Michigan, State of, Community Health, Department of | 20141414 | 93.733 | Capacity Building Assistance to Strengthen Public Health Immunization Infrastructure and Performance financed in part by the Prevention and Public Health Fund (PPHF) | \$ 17,381 | \$ - |
| Health and Human Services, Department of | Pass-Through | Michigan, State of, Community Health, Department of | 20152329-00 | 93.757 | Diabetes, Heart Disease and Stroke (PPHF) | \$ 4,660 | \$ - |
| Health and Human Services, Department of | Pass-Through | Michigan, State of, Community Health, Department of | 20152330-00 | 93.757 | Diabetes, Heart Disease and Stroke (PPHF) | 10,343 | - |
| Health and Human Services, Department of | Pass-Through | Michigan, State of, Community Health, Department of | 20152337-00 | 93.757 | Diabetes, Heart Disease and Stroke (PPHF) | 8,852 | - |
| Health and Human Services, Department of | Pass-Through | Arkansas, State of | 4600028430 | 93.791 | Money Follows the Person Rebalancing Demonstration | \$ 23,855 | \$ - |
| Health and Human Services, Department of | Direct | | 2 D18HP10625-06-02 | 93.822 | Health Careers Opportunity Program | \$ 88,966 | \$ - |
| Health and Human Services, Department of | Direct | | 1 K08 HL123621-01A1 | 93.837 | Cardiovascular Diseases Research | \$ 498,039 | \$ - |
| Health and Human Services, Department of | Direct | | 1 K23 HL119623-01A1 | 93.837 | Cardiovascular Diseases Research | \$ 30,514 | \$ - |
| Health and Human Services, Department of | Direct | | 1 R01 HL117860-02 | 93.837 | Cardiovascular Diseases Research | 74,757 | - |
| Health and Human Services, Department of | Direct | | 1 R01 HL118259-02 | 93.837 | Cardiovascular Diseases Research | 311,850 | 66,065 |
| Health and Human Services, Department of | Direct | | 1 R01 HL118304-03 | 93.837 | Cardiovascular Diseases Research | 319,302 | - |
| Health and Human Services, Department of | Direct | | 1 R01 HL120888-01A1 | 93.837 | Cardiovascular Diseases Research | 376,570 | - |
| Health and Human Services, Department of | Direct | | 1 R01 HL122261-01 | 93.837 | Cardiovascular Diseases Research | 60,563 | - |
| Health and Human Services, Department of | Direct | | 1 R01 HL122352-01A1 | 93.837 | Cardiovascular Diseases Research | 436,987 | 161,280 |
| Health and Human Services, Department of | Direct | | 1 R01 HL122416-01A1 | 93.837 | Cardiovascular Diseases Research | 234,381 | - |
| Health and Human Services, Department of | Direct | | 1 R01 HL123333-01A1 | 93.837 | Cardiovascular Diseases Research | 273,509 | - |
| Health and Human Services, Department of | Direct | | 1 R01 HL127023-01 | 93.837 | Cardiovascular Diseases Research | 36,018 | - |
| Health and Human Services, Department of | Direct | | 1 R01 HL127151-01 | 93.837 | Cardiovascular Diseases Research | 57,406 | - |
| Health and Human Services, Department of | Direct | | 1 R21 HL10646702 | 93.837 | Cardiovascular Diseases Research | 51,933 | - |
| Health and Human Services, Department of | Direct | | 1 R56 HL119289-01A1 | 93.837 | Cardiovascular Diseases Research | 24,616 | - |
| Health and Human Services, Department of | Direct | | 1 R56 HL124319-01 | 93.837 | Cardiovascular Diseases Research | 214,728 | - |
| Health and Human Services, Department of | Direct | | 1 R56HL119403-01A1 | 93.837 | Cardiovascular Diseases Research | 250,230 | 796 |
| Health and Human Services, Department of | Direct | | 1R01HL12544001 | 93.837 | Cardiovascular Diseases Research | 300,003 | 10,167 |
| Health and Human Services, Department of | Direct | | 2 R01-HL055438-18A1 | 93.837 | Cardiovascular Diseases Research | 77,819 | 4,846 |
| Health and Human Services, Department of | Direct | | 5 K01 HL103140-06 | 93.837 | Cardiovascular Diseases Research | 68,725 | - |
| Health and Human Services, Department of | Direct | | 5 K08 HL103631-05 | 93.837 | Cardiovascular Diseases Research | 101,394 | - |
| Health and Human Services, Department of | Direct | | 5 K08 HL116639-02 | 93.837 | Cardiovascular Diseases Research | 63,840 | 17,058 |
| Health and Human Services, Department of | Direct | | 5 K23 HL109149-05 | 93.837 | Cardiovascular Diseases Research | 102,474 | - |
| Health and Human Services, Department of | Direct | | 5 K23 HL109176-05 | 93.837 | Cardiovascular Diseases Research | 145,124 | - |
| Health and Human Services, Department of | Direct | | 5 K23HL105572-06 | 93.837 | Cardiovascular Diseases Research | 136,538 | - |
| Health and Human Services, Department of | Direct | | 5 K24 HL111316-03 | 93.837 | Cardiovascular Diseases Research | 98,976 | - |
| Health and Human Services, Department of | Direct | | 5 K25 HL111213-03 | 93.837 | Cardiovascular Diseases Research | 149,661 | - |
| Health and Human Services, Department of | Direct | | 5 K99 HL121160-02 | 93.837 | Cardiovascular Diseases Research | 107,522 | - |
| Health and Human Services, Department of | Direct | | 5 R00 HL089413-04 | 93.837 | Cardiovascular Diseases Research | 67,013 | - |
| Health and Human Services, Department of | Direct | | 5 R00 HL094535-05 | 93.837 | Cardiovascular Diseases Research | (3,009) | - |
| Health and Human Services, Department of | Direct | | 5 R00HL113164-05 | 93.837 | Cardiovascular Diseases Research | 114,549 | - |
| Health and Human Services, Department of | Direct | | 5 R01 HL058984-16 | 93.837 | Cardiovascular Diseases Research | 248,691 | - |
| Health and Human Services, Department of | Direct | | 5 R01 HL068878-15 | 93.837 | Cardiovascular Diseases Research | 386,302 | - |
| Health and Human Services, Department of | Direct | | 5 R01 HL070613-12 | 93.837 | Cardiovascular Diseases Research | 275,824 | - |
| Health and Human Services, Department of | Direct | | 5 R01 HL071759-09 | 93.837 | Cardiovascular Diseases Research | 180,131 | - |
| Health and Human Services, Department of | Direct | | 5 R01 HL072011-12 | 93.837 | Cardiovascular Diseases Research | 433,276 | 327,843 |
| Health and Human Services, Department of | Direct | | 5 R01 HL072905-09 | 93.837 | Cardiovascular Diseases Research | 203,341 | - |
| Health and Human Services, Department of | Direct | | 5 R01 HL085339-07 | 93.837 | Cardiovascular Diseases Research | (189) | - |
| Health and Human Services, Department of | Direct | | 5 R01 HL086684-05 | 93.837 | Cardiovascular Diseases Research | 333,453 | 51,927 |
| Health and Human Services, Department of | Direct | | 5 R01 HL086865 08 | 93.837 | Cardiovascular Diseases Research | 194,078 | - |
| Health and Human Services, Department of | Direct | | 5 R01 HL088419-07 | 93.837 | Cardiovascular Diseases Research | 390,207 | - |
| Health and Human Services, Department of | Direct | | 5 R01 HL093338-05 | 93.837 | Cardiovascular Diseases Research | 498,940 | - |
| Health and Human Services, Department of | Direct | | 5 R01 HL101161-04 | 93.837 | Cardiovascular Diseases Research | (140,626) | - |
| Health and Human Services, Department of | Direct | | 5 R01 HL102334-05 | 93.837 | Cardiovascular Diseases Research | 385,198 | 250,092 |
| Health and Human Services, Department of | Direct | | 5 R01 HL105114-05 | 93.837 | Cardiovascular Diseases Research | 302,492 | - |
| Health and Human Services, Department of | Direct | | 5 R01 HL106545-04 | 93.837 | Cardiovascular Diseases Research | 433,700 | 143,264 |
| Health and Human Services, Department of | Direct | | 5 R01 HL108175- 04 | 93.837 | Cardiovascular Diseases Research | 423,040 | - |
| Health and Human Services, Department of | Direct | | 5 R01 HL109054-04 | 93.837 | Cardiovascular Diseases Research | 206,300 | 14,580 |
| Health and Human Services, Department of | Direct | | 5 R01 HL109946-04 | 93.837 | Cardiovascular Diseases Research | 463,743 | - |
| Health and Human Services, Department of | Direct | | 5 R01 HL110990-03 | 93.837 | Cardiovascular Diseases Research | 1,197,690 | - |
| Health and Human Services, Department of | Direct | | 5 R01 HL112610-02 | 93.837 | Cardiovascular Diseases Research | 387,197 | 52,796 |
| Health and Human Services, Department of | Direct | | 5 R01 HL114595-04 | 93.837 | Cardiovascular Diseases Research | 389,656 | - |
| Health and Human Services, Department of | Direct | | 5 R01 HL115138-04 | 93.837 | Cardiovascular Diseases Research | 380,565 | - |
| Health and Human Services, Department of | Direct | | 5 R01 HL117491-03 | 93.837 | Cardiovascular Diseases Research | 317,589 | - |
| Health and Human Services, Department of | Direct | | 5 R01 HL117626-03 | 93.837 | Cardiovascular Diseases Research | 775,873 | - |
| Health and Human Services, Department of | Direct | | 5 R01 HL119443-02 | 93.837 | Cardiovascular Diseases Research | 1,166,328 | - |
| Health and Human Services, Department of | Direct | | 5 R01 HL119542-02 | 93.837 | Cardiovascular Diseases Research | 99,619 | 10,659 |
| Health and Human Services, Department of | Direct | | 5 R01 HL120108-02 | 93.837 | Cardiovascular Diseases Research | 723,193 | - |
| Health and Human Services, Department of | Direct | | 5 R01 HL122664-02 | 93.837 | Cardiovascular Diseases Research | 598,552 | - |
| Health and Human Services, Department of | Direct | | 5 R21 HL106332-02 | 93.837 | Cardiovascular Diseases Research | 376,206 | - |
| Health and Human Services, Department of | Direct | | 5 R21 HL111876-02 | 93.837 | Cardiovascular Diseases Research | (3,478) | - |
| Health and Human Services, Department of | Direct | | 5 R21 HL114368-02 | 93.837 | Cardiovascular Diseases Research | 4,338 | - |
| Health and Human Services, Department of | Direct | | 5 R21 HL115372-02 | 93.837 | Cardiovascular Diseases Research | (392) | - |
| Health and Human Services, Department of | Direct | | 5 R25 HL108842-05 | 93.837 | Cardiovascular Diseases Research | (146,787) | 15,283 |
| Health and Human Services, Department of | Direct | | 5 U01 HL094345-05 | 93.837 | Cardiovascular Diseases Research | 72,426 | - |
| Health and Human Services, Department of | Direct | | 5 U01 HL105218-03 | 93.837 | Cardiovascular Diseases Research | 994,930 | - |
| | | | | | | (1,233) | - |

**The University of Michigan
Schedule of Expenditures of Federal Awards
For the Year Ended June 30, 2015**

| Cluster Title/Federal Grantor/Program | Type | Pass-Through Grantor | Award Identifier | CFDA Number | CFDA Program Title | Federal Expenditures | Subrecipient |
|--|--------------|--|--------------------------------|-------------|----------------------------------|----------------------|--------------|
| Health and Human Services, Department of | Direct | | 5 U01 HL118738-03 | 93.837 | Cardiovascular Diseases Research | 707,978 | 459,201 |
| Health and Human Services, Department of | Direct | | 5 U01 HL126499-02 | 93.837 | Cardiovascular Diseases Research | 637,308 | 85,515 |
| Health and Human Services, Department of | Direct | | 5 U10 HL069330-14 | 93.837 | Cardiovascular Diseases Research | 175,429 | - |
| Health and Human Services, Department of | Direct | | 5 U10 HL109737-04 | 93.837 | Cardiovascular Diseases Research | 451,087 | - |
| Health and Human Services, Department of | Direct | | 5R01 HL114038-03 | 93.837 | Cardiovascular Diseases Research | 564,606 | - |
| Health and Human Services, Department of | Direct | | 5U01 HL054512-13 | 93.837 | Cardiovascular Diseases Research | (5,171) | (5,171) |
| Health and Human Services, Department of | Direct | | 7 R01 HL094317-05 | 93.837 | Cardiovascular Diseases Research | 2,113 | - |
| Health and Human Services, Department of | Direct | | KHL5 K99 HL114733-02 | 93.837 | Cardiovascular Diseases Research | (2,951) | - |
| Health and Human Services, Department of | Direct | | T32 HL007853 | 93.837 | Cardiovascular Diseases Research | 519,814 | - |
| Health and Human Services, Department of | Direct | | T32 HL076123 | 93.837 | Cardiovascular Diseases Research | 5,755 | - |
| Health and Human Services, Department of | Pass-Through | Children's Hospital of Philadelphia, The | 0035420 (122755-1) | 93.837 | Cardiovascular Diseases Research | 11,087 | - |
| Health and Human Services, Department of | Pass-Through | Children's Hospital of Philadelphia, The | FP11498-02-02 | 93.837 | Cardiovascular Diseases Research | 12,759 | - |
| Health and Human Services, Department of | Pass-Through | Dartmouth College | 1583 | 93.837 | Cardiovascular Diseases Research | 5,010 | - |
| Health and Human Services, Department of | Pass-Through | Emory University | T293858 | 93.837 | Cardiovascular Diseases Research | 1,072 | - |
| Health and Human Services, Department of | Pass-Through | Harvard University | 123641 | 93.837 | Cardiovascular Diseases Research | (22,309) | - |
| Health and Human Services, Department of | Pass-Through | Henry Ford Health System | R01 HL114981 | 93.837 | Cardiovascular Diseases Research | 18,189 | - |
| Health and Human Services, Department of | Pass-Through | Henry Ford Health System | R34 HL109296 | 93.837 | Cardiovascular Diseases Research | 4,589 | - |
| Health and Human Services, Department of | Pass-Through | Integrated Sensing Systems (ISSYS) | Award Letter | 93.837 | Cardiovascular Diseases Research | 23,119 | - |
| Health and Human Services, Department of | Pass-Through | InvivoSciences Inc. | Agreement | 93.837 | Cardiovascular Diseases Research | 15,257 | - |
| Health and Human Services, Department of | Pass-Through | Johns Hopkins University | Agreement Dated 12/22/11 | 93.837 | Cardiovascular Diseases Research | 94,291 | - |
| Health and Human Services, Department of | Pass-Through | Marshall University Research Corporation | P1500640 | 93.837 | Cardiovascular Diseases Research | 46,842 | - |
| Health and Human Services, Department of | Pass-Through | Massachusetts Institute of Technology | 5710003515 | 93.837 | Cardiovascular Diseases Research | 52,607 | - |
| Health and Human Services, Department of | Pass-Through | MedArray, Inc. | Research Agreement | 93.837 | Cardiovascular Diseases Research | 20,967 | - |
| Health and Human Services, Department of | Pass-Through | Michigan State University | RC100780UM | 93.837 | Cardiovascular Diseases Research | 61,780 | - |
| Health and Human Services, Department of | Pass-Through | New England Research Institute | Award Letter | 93.837 | Cardiovascular Diseases Research | 8,312 | - |
| Health and Human Services, Department of | Pass-Through | New England Research Institute | Pediatric Heart Network Sub-Aw | 93.837 | Cardiovascular Diseases Research | 38,310 | - |
| Health and Human Services, Department of | Pass-Through | New England Research Institute | Subcontract | 93.837 | Cardiovascular Diseases Research | 7,231 | - |
| Health and Human Services, Department of | Pass-Through | New England Research Institute | U10HL068270 | 93.837 | Cardiovascular Diseases Research | (67) | - |
| Health and Human Services, Department of | Pass-Through | St. Luke's Hospital | Agreement | 93.837 | Cardiovascular Diseases Research | 160,253 | - |
| Health and Human Services, Department of | Pass-Through | University of California - San Francisco | 7732sc | 93.837 | Cardiovascular Diseases Research | 256,950 | - |
| Health and Human Services, Department of | Pass-Through | University of California-San Diego | 57898298 | 93.837 | Cardiovascular Diseases Research | 58,025 | - |
| Health and Human Services, Department of | Pass-Through | University of Colorado | 14.696.002 | 93.837 | Cardiovascular Diseases Research | 40,848 | - |
| Health and Human Services, Department of | Pass-Through | University of Colorado | FY15.534.008/Proj.2-5-23999 | 93.837 | Cardiovascular Diseases Research | 258,221 | - |
| Health and Human Services, Department of | Pass-Through | University of Minnesota | N003357702 | 93.837 | Cardiovascular Diseases Research | 90,706 | - |
| Health and Human Services, Department of | Pass-Through | University of Missouri | C00040381-1 | 93.837 | Cardiovascular Diseases Research | 2,250 | - |
| Health and Human Services, Department of | Pass-Through | University of Pennsylvania | 561745 | 93.837 | Cardiovascular Diseases Research | (99) | - |
| Health and Human Services, Department of | Pass-Through | University of Pennsylvania | 563127 | 93.837 | Cardiovascular Diseases Research | 32,864 | - |
| Health and Human Services, Department of | Pass-Through | University of Pennsylvania | 563456 | 93.837 | Cardiovascular Diseases Research | 62,636 | - |
| Health and Human Services, Department of | Pass-Through | University of Pennsylvania | 563456 | 93.837 | Cardiovascular Diseases Research | 55,606 | - |
| Health and Human Services, Department of | Pass-Through | University of Pennsylvania | 559669/PO# 2918910 | 93.837 | Cardiovascular Diseases Research | 29,892 | - |
| Health and Human Services, Department of | Pass-Through | University of Pennsylvania | 561458/PO# 3088650 | 93.837 | Cardiovascular Diseases Research | (748) | - |
| Health and Human Services, Department of | Pass-Through | University of South Carolina | 14-2607 | 93.837 | Cardiovascular Diseases Research | 19,211 | - |
| Health and Human Services, Department of | Pass-Through | University of Texas at Dallas | 0006439A | 93.837 | Cardiovascular Diseases Research | (3,102) | - |
| Health and Human Services, Department of | Pass-Through | University of Wisconsin | 381K743 | 93.837 | Cardiovascular Diseases Research | (19,963) | - |
| Health and Human Services, Department of | Pass-Through | Washington University | WU-14-242 | 93.837 | Cardiovascular Diseases Research | 86,813 | - |
| Health and Human Services, Department of | Pass-Through | Washington University | WU-15-260 | 93.837 | Cardiovascular Diseases Research | 39,963 | - |
| Health and Human Services, Department of | Pass-Through | Yale University | C14A11800 (A08135) | 93.837 | Cardiovascular Diseases Research | 96,472 | - |
| Health and Human Services, Department of | Pass-Through | Yale University | M11A10986 (A09354) | 93.837 | Cardiovascular Diseases Research | 1,348 | - |
| | | | | | | \$ 21,557,326 | \$ 1,666,201 |
| Health and Human Services, Department of | Direct | | 1 R01 HL125555 01A1 | 93.838 | Lung Diseases Research | 21,992 | - |
| Health and Human Services, Department of | Direct | | 1 R01 HL127203-01 | 93.838 | Lung Diseases Research | 43,358 | - |
| Health and Human Services, Department of | Direct | | 1 R01-HL123515-01A1 | 93.838 | Lung Diseases Research | 170,178 | - |
| Health and Human Services, Department of | Direct | | 2 R01 HL031237-29A1 | 93.838 | Lung Diseases Research | 332,032 | - |
| Health and Human Services, Department of | Direct | | 2 R01 HL094622-06 | 93.838 | Lung Diseases Research | 165,434 | - |
| Health and Human Services, Department of | Direct | | 5 K08 HL121089-02 | 93.838 | Lung Diseases Research | 87,197 | - |
| Health and Human Services, Department of | Direct | | 5 R01 HL052285-20 | 93.838 | Lung Diseases Research | 327,165 | - |
| Health and Human Services, Department of | Direct | | 5 R01 HL058897-15 | 93.838 | Lung Diseases Research | (4,637) | - |
| Health and Human Services, Department of | Direct | | 5 R01 HL078871-07 | 93.838 | Lung Diseases Research | 351,483 | - |
| Health and Human Services, Department of | Direct | | 5 R01 HL079339-09 | 93.838 | Lung Diseases Research | 332,937 | - |
| Health and Human Services, Department of | Direct | | 5 R01 HL081420-08 | 93.838 | Lung Diseases Research | 163,036 | - |
| Health and Human Services, Department of | Direct | | 5 R01 HL089216-05 | 93.838 | Lung Diseases Research | (3,480) | - |
| Health and Human Services, Department of | Direct | | 5 R01 HL091743-04 | 93.838 | Lung Diseases Research | 99,075 | 31,388 |
| Health and Human Services, Department of | Direct | | 5 R01 HL091745-04 | 93.838 | Lung Diseases Research | (2,332) | - |
| Health and Human Services, Department of | Direct | | 5 R01 HL092044-04 | 93.838 | Lung Diseases Research | 37,417 | - |
| Health and Human Services, Department of | Direct | | 5 R01 HL093386-04 | 93.838 | Lung Diseases Research | 204,023 | - |
| Health and Human Services, Department of | Direct | | 5 R01 HL094230-04 | 93.838 | Lung Diseases Research | 81,087 | 3,679 |
| Health and Human Services, Department of | Direct | | 5 R01 HL094622-05 | 93.838 | Lung Diseases Research | (45,279) | - |
| Health and Human Services, Department of | Direct | | 5 R01 HL095545-04 | 93.838 | Lung Diseases Research | 390,608 | - |
| Health and Human Services, Department of | Direct | | 5 R01 HL097564-04 | 93.838 | Lung Diseases Research | (104) | - |
| Health and Human Services, Department of | Direct | | 5 R01 HL098686-03 | 93.838 | Lung Diseases Research | (6,752) | - |
| Health and Human Services, Department of | Direct | | 5 R01 HL101997-04 | 93.838 | Lung Diseases Research | 12,679 | - |
| Health and Human Services, Department of | Direct | | 5 R01 HL102013-04 | 93.838 | Lung Diseases Research | 90,910 | - |
| Health and Human Services, Department of | Direct | | 5 R01 HL105489-05 | 93.838 | Lung Diseases Research | 342,224 | 20,929 |
| Health and Human Services, Department of | Direct | | 5 R01 HL109118-04 | 93.838 | Lung Diseases Research | 447,150 | 73,250 |
| Health and Human Services, Department of | Direct | | 5 R01 HL112880-03 | 93.838 | Lung Diseases Research | 495,236 | - |
| Health and Human Services, Department of | Direct | | 5 R01 HL112897-3 | 93.838 | Lung Diseases Research | 780,364 | - |
| Health and Human Services, Department of | Direct | | 5 R01 HL114055-02 | 93.838 | Lung Diseases Research | (473) | - |

The University of Michigan
Schedule of Expenditures of Federal Awards
For the Year Ended June 30, 2015

| Cluster Title/Federal Grantor/Program | Type | Pass-Through Grantor | Award Identifier | CFDA Number | CFDA Program Title | Federal Expenditures | Subrecipient |
|--|--------------|--|--------------------------------|-------------|---|----------------------|---------------------|
| Health and Human Services, Department of | Direct | | 5 R01 HL114447-04 | 93.838 | Lung Diseases Research | 433,929 | 268,927 |
| Health and Human Services, Department of | Direct | | 5 R01 HL114858-03 | 93.838 | Lung Diseases Research | 341,934 | - |
| Health and Human Services, Department of | Direct | | 5 R01 HL115618-03 | 93.838 | Lung Diseases Research | 420,138 | - |
| Health and Human Services, Department of | Direct | | 5 R01 HL116434-03 | 93.838 | Lung Diseases Research | 310,295 | - |
| Health and Human Services, Department of | Direct | | 5 R01 HL118017-02 | 93.838 | Lung Diseases Research | 460,157 | 8,505 |
| Health and Human Services, Department of | Direct | | 5 R01 HL119215-03 | 93.838 | Lung Diseases Research | 514,827 | - |
| Health and Human Services, Department of | Direct | | 5 R01 HL119682-02 | 93.838 | Lung Diseases Research | 330,192 | - |
| Health and Human Services, Department of | Direct | | 5 R01 HL122438-02 | 93.838 | Lung Diseases Research | 595,818 | 132,157 |
| Health and Human Services, Department of | Direct | | 5 R01-HL108904-04 | 93.838 | Lung Diseases Research | 364,546 | - |
| Health and Human Services, Department of | Direct | | 5 R18 HL094272-05 | 93.838 | Lung Diseases Research | 184,333 | - |
| Health and Human Services, Department of | Direct | | 5 U01 HL098961-05 | 93.838 | Lung Diseases Research | 501,514 | 4,500 |
| Health and Human Services, Department of | Direct | | 5 U01 HL123031-02 | 93.838 | Lung Diseases Research | 162,891 | - |
| Health and Human Services, Department of | Direct | | 7 R01 HL095410-05 | 93.838 | Lung Diseases Research | 143,749 | 143,752 |
| Health and Human Services, Department of | Direct | | T32 HL007517 | 93.838 | Lung Diseases Research | 199,112 | - |
| Health and Human Services, Department of | Direct | | T32 HL007749 | 93.838 | Lung Diseases Research | 817,622 | - |
| Health and Human Services, Department of | Direct | | T35 HL007690 | 93.838 | Lung Diseases Research | 186,551 | - |
| Health and Human Services, Department of | Pass-Through | Brigham and Women's Hospital | 106476 | 93.838 | Lung Diseases Research | 32,195 | - |
| Health and Human Services, Department of | Pass-Through | Brigham and Women's Hospital | 106699 | 93.838 | Lung Diseases Research | (487) | - |
| Health and Human Services, Department of | Pass-Through | Brio Device, LLC | Roundtable Research Agreement | 93.838 | Lung Diseases Research | 41,458 | - |
| Health and Human Services, Department of | Pass-Through | Duke University | 203-8679 | 93.838 | Lung Diseases Research | 45,201 | - |
| Health and Human Services, Department of | Pass-Through | Duke University | 203-9806 | 93.838 | Lung Diseases Research | 25,512 | - |
| Health and Human Services, Department of | Pass-Through | Duke University | U 10 HL080413 prime | 93.838 | Lung Diseases Research | 41,605 | - |
| Health and Human Services, Department of | Pass-Through | ImBio | Research Agreement | 93.838 | Lung Diseases Research | 231,731 | - |
| Health and Human Services, Department of | Pass-Through | Mayo Clinic | Subaward No. 5U01HL108712-02 | 93.838 | Lung Diseases Research | 17,201 | - |
| Health and Human Services, Department of | Pass-Through | National Jewish Health | 2020051807 | 93.838 | Lung Diseases Research | 86,625 | - |
| Health and Human Services, Department of | Pass-Through | Palo Alto Institute for Research and Education | NIM0008-02 | 93.838 | Lung Diseases Research | 10,038 | - |
| Health and Human Services, Department of | Pass-Through | Palo Alto Institute for Research and Education | NIM054043 | 93.838 | Lung Diseases Research | 3,664 | - |
| Health and Human Services, Department of | Pass-Through | University of California - Los Angeles | 1460 G KB114/4-441407-RE-29387 | 93.838 | Lung Diseases Research | 2,416 | - |
| Health and Human Services, Department of | Pass-Through | University of Minnesota | P001344007 | 93.838 | Lung Diseases Research | 50,323 | - |
| Health and Human Services, Department of | Pass-Through | University of Pennsylvania | 565138 | 93.838 | Lung Diseases Research | 18,296 | - |
| Health and Human Services, Department of | Pass-Through | University of Pittsburgh | 0020149 (121989-1) | 93.838 | Lung Diseases Research | 21,911 | - |
| Health and Human Services, Department of | Pass-Through | University of Pittsburgh | 0024088 (122208+1) | 93.838 | Lung Diseases Research | 526,318 | - |
| Health and Human Services, Department of | Pass-Through | University of Washington | 748307 | 93.838 | Lung Diseases Research | (781) | - |
| Health and Human Services, Department of | Pass-Through | University of Washington | 763278 | 93.838 | Lung Diseases Research | 102,066 | - |
| Health and Human Services, Department of | Pass-Through | Weill Cornell Medical College-Qatar | 14101439-04 | 93.838 | Lung Diseases Research | 37,582 | - |
| Health and Human Services, Department of | Pass-Through | Yale University | M12A11333 (A08685) | 93.838 | Lung Diseases Research | 291,390 | - |
| | | | | | | \$ 12,464,400 | \$ 687,087 |
| Health and Human Services, Department of | Direct | | 1 R01 HL112642-03 | 93.839 | Blood Diseases and Resources Research | \$ 206,444 | \$ - |
| Health and Human Services, Department of | Direct | | 1 R01 HL124232-01A1 | 93.839 | Blood Diseases and Resources Research | 39,227 | - |
| Health and Human Services, Department of | Direct | | 1 R13 HL124909-01 | 93.839 | Blood Diseases and Resources Research | 14,488 | - |
| Health and Human Services, Department of | Direct | | 2 R01-HL055374-16A1 | 93.839 | Blood Diseases and Resources Research | 166,293 | - |
| Health and Human Services, Department of | Direct | | 5 F32 HL114150-02 | 93.839 | Blood Diseases and Resources Research | 50,716 | - |
| Health and Human Services, Department of | Direct | | 5 P01 HL057346-15 | 93.839 | Blood Diseases and Resources Research | 1,016,465 | 621,330 |
| Health and Human Services, Department of | Direct | | 5 R01 HL039693-25 | 93.839 | Blood Diseases and Resources Research | 462,649 | 53,320 |
| Health and Human Services, Department of | Direct | | 5 R01 HL073150-09 | 93.839 | Blood Diseases and Resources Research | (159,026) | - |
| Health and Human Services, Department of | Direct | | 5 R01 HL079118-09 | 93.839 | Blood Diseases and Resources Research | (178) | - |
| Health and Human Services, Department of | Direct | | 5 R01 HL090775-08 | 93.839 | Blood Diseases and Resources Research | 778,106 | - |
| Health and Human Services, Department of | Direct | | 5 R01 HL102662-04 | 93.839 | Blood Diseases and Resources Research | 75,343 | - |
| Health and Human Services, Department of | Direct | | 5 R01-HL094311-07 | 93.839 | Blood Diseases and Resources Research | 320,031 | 29,161 |
| Health and Human Services, Department of | Direct | | 5 U01 HL117658-03 | 93.839 | Blood Diseases and Resources Research | 1,602,246 | 888,707 |
| Health and Human Services, Department of | Direct | | 7 R01 HL114405-03 | 93.839 | Blood Diseases and Resources Research | 52,448 | - |
| Health and Human Services, Department of | Direct | | T32 HL007622 | 93.839 | Blood Diseases and Resources Research | 347,167 | - |
| Health and Human Services, Department of | Pass-Through | Blaze Medical Devices, LLC | Roundtable Research Agreement | 93.839 | Blood Diseases and Resources Research | 7,963 | - |
| Health and Human Services, Department of | Pass-Through | University of California - San Francisco | 8041sc | 93.839 | Blood Diseases and Resources Research | 87,120 | - |
| | | | | | | \$ 5,067,502 | \$ 1,592,518 |
| Health and Human Services, Department of | Direct | | 1 F31 AR065931-02 | 93.846 | Arthritis, Musculoskeletal and Skin Diseases Research | \$ 36,621.00 | \$ - |
| Health and Human Services, Department of | Direct | | 1 F32 AR064668-01 | 93.846 | Arthritis, Musculoskeletal and Skin Diseases Research | 4,322 | - |
| Health and Human Services, Department of | Direct | | 1 F32 AR067086-01 | 93.846 | Arthritis, Musculoskeletal and Skin Diseases Research | 60,759 | - |
| Health and Human Services, Department of | Direct | | 1 K08 AR066569-01 | 93.846 | Arthritis, Musculoskeletal and Skin Diseases Research | 108,121 | - |
| Health and Human Services, Department of | Direct | | 1 R01 AR063056-03 | 93.846 | Arthritis, Musculoskeletal and Skin Diseases Research | 342,863 | - |
| Health and Human Services, Department of | Direct | | 1 R01 AR065424-02 | 93.846 | Arthritis, Musculoskeletal and Skin Diseases Research | 383,160 | - |
| Health and Human Services, Department of | Direct | | 1 R03 AR066337-01A1 | 93.846 | Arthritis, Musculoskeletal and Skin Diseases Research | 45,267 | - |
| Health and Human Services, Department of | Direct | | 1 R21 AR062709-02 | 93.846 | Arthritis, Musculoskeletal and Skin Diseases Research | 174,470 | - |
| Health and Human Services, Department of | Direct | | 1 R21 AR064041-02 | 93.846 | Arthritis, Musculoskeletal and Skin Diseases Research | 163,280 | - |
| Health and Human Services, Department of | Direct | | 1 R21 AR065010-02 | 93.846 | Arthritis, Musculoskeletal and Skin Diseases Research | 130,623 | - |
| Health and Human Services, Department of | Direct | | 2 K24 AR053120-06A1 | 93.846 | Arthritis, Musculoskeletal and Skin Diseases Research | 110,837 | - |
| Health and Human Services, Department of | Direct | | 2 R56 AR054778-06A1 | 93.846 | Arthritis, Musculoskeletal and Skin Diseases Research | 112,185 | - |
| Health and Human Services, Department of | Direct | | 5 K01 AR055620-05 | 93.846 | Arthritis, Musculoskeletal and Skin Diseases Research | 7,199 | - |
| Health and Human Services, Department of | Direct | | 5 K01 AR057427-05 | 93.846 | Arthritis, Musculoskeletal and Skin Diseases Research | 114,972 | - |
| Health and Human Services, Department of | Direct | | 5 K01 AR059678-04 | 93.846 | Arthritis, Musculoskeletal and Skin Diseases Research | 28,537 | - |
| Health and Human Services, Department of | Direct | | 5 K01 AR064275-02 | 93.846 | Arthritis, Musculoskeletal and Skin Diseases Research | 119,492 | - |
| Health and Human Services, Department of | Direct | | 5 K01 AR064765-03 | 93.846 | Arthritis, Musculoskeletal and Skin Diseases Research | 100,376 | - |
| Health and Human Services, Department of | Direct | | 5 K08 AR060802 05 | 93.846 | Arthritis, Musculoskeletal and Skin Diseases Research | 157,439 | - |
| Health and Human Services, Department of | Direct | | 5 K08 AR063668-03 | 93.846 | Arthritis, Musculoskeletal and Skin Diseases Research | 127,352 | - |
| Health and Human Services, Department of | Direct | | 5 K23 AR060241-05 | 93.846 | Arthritis, Musculoskeletal and Skin Diseases Research | 110,278 | - |
| Health and Human Services, Department of | Direct | | 5 K24 AR063120-03 | 93.846 | Arthritis, Musculoskeletal and Skin Diseases Research | 173,006 | - |
| Health and Human Services, Department of | Direct | | 5 R00 AR059796-05 | 93.846 | Arthritis, Musculoskeletal and Skin Diseases Research | 239,810 | - |

The University of Michigan
Schedule of Expenditures of Federal Awards
For the Year Ended June 30, 2015

| Cluster Title/Federal Grantor/Program | Type | Pass-Through Grantor | Award Identifier | CFDA Number | CFDA Program Title | Federal Expenditures | Subrecipient |
|--|--------------|--|---------------------|-------------|--|----------------------|---------------------|
| Health and Human Services, Department of | Direct | | 5 R01 AR042525-19 | 93.846 | Arthritis, Musculoskeletal and Skin Diseases Research | (2,016) | - |
| Health and Human Services, Department of | Direct | | 5 R01 AR042742 19 | 93.846 | Arthritis, Musculoskeletal and Skin Diseases Research | 486,975 | - |
| Health and Human Services, Department of | Direct | | 5 R01 AR044927-16 | 93.846 | Arthritis, Musculoskeletal and Skin Diseases Research | 476,540 | 178,238 |
| Health and Human Services, Department of | Direct | | 5 R01 AR045973-15 | 93.846 | Arthritis, Musculoskeletal and Skin Diseases Research | 255,327 | - |
| Health and Human Services, Department of | Direct | | 5 R01 AR047328-09 | 93.846 | Arthritis, Musculoskeletal and Skin Diseases Research | 368,310 | 36,199 |
| Health and Human Services, Department of | Direct | | 5 R01 AR050511-10 | 93.846 | Arthritis, Musculoskeletal and Skin Diseases Research | (111,972) | - |
| Health and Human Services, Department of | Direct | | 5 R01 AR052010-09 | 93.846 | Arthritis, Musculoskeletal and Skin Diseases Research | 641,215 | - |
| Health and Human Services, Department of | Direct | | 5 R01 AR054821-06 | 93.846 | Arthritis, Musculoskeletal and Skin Diseases Research | 1,519 | - |
| Health and Human Services, Department of | Direct | | 5 R01 AR054966-05 | 93.846 | Arthritis, Musculoskeletal and Skin Diseases Research | (13,057) | - |
| Health and Human Services, Department of | Direct | | 5 R01 AR056646-04 | 93.846 | Arthritis, Musculoskeletal and Skin Diseases Research | 39,478 | - |
| Health and Human Services, Department of | Direct | | 5 R01 AR056649-04 | 93.846 | Arthritis, Musculoskeletal and Skin Diseases Research | 25,529 | - |
| Health and Human Services, Department of | Direct | | 5 R01 AR056657-05 | 93.846 | Arthritis, Musculoskeletal and Skin Diseases Research | 150,461 | 49,526 |
| Health and Human Services, Department of | Direct | | 5 R01 AR056991-05 | 93.846 | Arthritis, Musculoskeletal and Skin Diseases Research | 120,435 | - |
| Health and Human Services, Department of | Direct | | 5 R01 AR059085-05 | 93.846 | Arthritis, Musculoskeletal and Skin Diseases Research | 324,455 | - |
| Health and Human Services, Department of | Direct | | 5 R01 AR059688-05 | 93.846 | Arthritis, Musculoskeletal and Skin Diseases Research | 331,667 | - |
| Health and Human Services, Department of | Direct | | 5 R01 AR060350-04 | 93.846 | Arthritis, Musculoskeletal and Skin Diseases Research | 510,333 | - |
| Health and Human Services, Department of | Direct | | 5 R01 AR060392-05 | 93.846 | Arthritis, Musculoskeletal and Skin Diseases Research | 647,318 | - |
| Health and Human Services, Department of | Direct | | 5 R01 AR060837-03 | 93.846 | Arthritis, Musculoskeletal and Skin Diseases Research | 467,550 | - |
| Health and Human Services, Department of | Direct | | 5 R01 AR060892-04 | 93.846 | Arthritis, Musculoskeletal and Skin Diseases Research | 579,734 | 324,151 |
| Health and Human Services, Department of | Direct | | 5 R01 AR061402-05 | 93.846 | Arthritis, Musculoskeletal and Skin Diseases Research | 353,789 | - |
| Health and Human Services, Department of | Direct | | 5 R01 AR062030-03 | 93.846 | Arthritis, Musculoskeletal and Skin Diseases Research | 350,674 | 16,765 |
| Health and Human Services, Department of | Direct | | 5 R01 AR062066-04 | 93.846 | Arthritis, Musculoskeletal and Skin Diseases Research | 450,661 | - |
| Health and Human Services, Department of | Direct | | 5 R01 AR062522-04 | 93.846 | Arthritis, Musculoskeletal and Skin Diseases Research | 454,232 | - |
| Health and Human Services, Department of | Direct | | 5 R01 AR062636-02 | 93.846 | Arthritis, Musculoskeletal and Skin Diseases Research | 220,929 | - |
| Health and Human Services, Department of | Direct | | 5 R01 AR063611-03 | 93.846 | Arthritis, Musculoskeletal and Skin Diseases Research | 185,220 | 64,667 |
| Health and Human Services, Department of | Direct | | 5 R01 AR063649-03 | 93.846 | Arthritis, Musculoskeletal and Skin Diseases Research | 414,057 | - |
| Health and Human Services, Department of | Direct | | 5 R01 AR065183-02 | 93.846 | Arthritis, Musculoskeletal and Skin Diseases Research | 607,683 | 118,335 |
| Health and Human Services, Department of | Direct | | 5 R01 AR065403-02 | 93.846 | Arthritis, Musculoskeletal and Skin Diseases Research | 469,166 | 189,813 |
| Health and Human Services, Department of | Direct | | 5 R01 AR065409-02 | 93.846 | Arthritis, Musculoskeletal and Skin Diseases Research | 293,597 | - |
| Health and Human Services, Department of | Direct | | 5 R01 AR065524-02 | 93.846 | Arthritis, Musculoskeletal and Skin Diseases Research | 245,870 | - |
| Health and Human Services, Department of | Direct | | 5 R01 AR066049-02 | 93.846 | Arthritis, Musculoskeletal and Skin Diseases Research | 622,905 | 146,749 |
| Health and Human Services, Department of | Direct | | 5 R21 AR061594-02 | 93.846 | Arthritis, Musculoskeletal and Skin Diseases Research | (7,096) | - |
| Health and Human Services, Department of | Direct | | 5 R21 AR063444-02 | 93.846 | Arthritis, Musculoskeletal and Skin Diseases Research | (31,346) | - |
| Health and Human Services, Department of | Direct | | T32 AR007080 | 93.846 | Arthritis, Musculoskeletal and Skin Diseases Research | 312,411 | - |
| Health and Human Services, Department of | Direct | | T32 AR007197 | 93.846 | Arthritis, Musculoskeletal and Skin Diseases Research | (1,501) | - |
| Health and Human Services, Department of | Direct | | T32 AR007197 | 93.846 | Arthritis, Musculoskeletal and Skin Diseases Research | 118,028 | - |
| Health and Human Services, Department of | Pass-Through | Brigham and Women's Hospital | 109379 | 93.846 | Arthritis, Musculoskeletal and Skin Diseases Research | 75,679 | - |
| Health and Human Services, Department of | Pass-Through | Case Western Reserve University | RESS07897 | 93.846 | Arthritis, Musculoskeletal and Skin Diseases Research | 84,082 | - |
| Health and Human Services, Department of | Pass-Through | Cedars-Sinai Medical Center | 0001121405 | 93.846 | Arthritis, Musculoskeletal and Skin Diseases Research | 507 | - |
| Health and Human Services, Department of | Pass-Through | Northwestern University | 60038979M | 93.846 | Arthritis, Musculoskeletal and Skin Diseases Research | 15,644 | - |
| Health and Human Services, Department of | Pass-Through | State University of New York | 68055 | 93.846 | Arthritis, Musculoskeletal and Skin Diseases Research | 78,539 | - |
| Health and Human Services, Department of | Pass-Through | Thomas Jefferson University | 080-23000-R92202 | 93.846 | Arthritis, Musculoskeletal and Skin Diseases Research | 21,138 | - |
| Health and Human Services, Department of | Pass-Through | University of North Carolina-Chapel Hill | 5-30788 | 93.846 | Arthritis, Musculoskeletal and Skin Diseases Research | 31,479 | - |
| Health and Human Services, Department of | Pass-Through | University of Pennsylvania | 562000 | 93.846 | Arthritis, Musculoskeletal and Skin Diseases Research | 976 | - |
| Health and Human Services, Department of | Pass-Through | Wayne State University | WSU11005-A4 | 93.846 | Arthritis, Musculoskeletal and Skin Diseases Research | 243,092 | 32,409 |
| | | | | | | \$ 13,761,185 | \$ 1,156,852 |
| Health and Human Services, Department of | Direct | | 1 DP3 DK094292-01 | 93.847 | Diabetes, Digestive, and Kidney Diseases Extramural Research | \$ 996,263 | \$ - |
| Health and Human Services, Department of | Direct | | 1 DP3 DK098129-01 | 93.847 | Diabetes, Digestive, and Kidney Diseases Extramural Research | 99,166 | 4,577 |
| Health and Human Services, Department of | Direct | | 1 DP3 DK101083-01 | 93.847 | Diabetes, Digestive, and Kidney Diseases Extramural Research | 47,276 | 26,077 |
| Health and Human Services, Department of | Direct | | 1 F30 DK 105749-01 | 93.847 | Diabetes, Digestive, and Kidney Diseases Extramural Research | 4,313 | - |
| Health and Human Services, Department of | Direct | | 1 F32 DK103461-01A1 | 93.847 | Diabetes, Digestive, and Kidney Diseases Extramural Research | 41,809 | - |
| Health and Human Services, Department of | Direct | | 1 K01 DK101683-01 | 93.847 | Diabetes, Digestive, and Kidney Diseases Extramural Research | 8,593 | - |
| Health and Human Services, Department of | Direct | | 1 K08 DK089119-03 | 93.847 | Diabetes, Digestive, and Kidney Diseases Extramural Research | 141,696 | - |
| Health and Human Services, Department of | Direct | | 1 R01 DK097362-02 | 93.847 | Diabetes, Digestive, and Kidney Diseases Extramural Research | 430,682 | - |
| Health and Human Services, Department of | Direct | | 1 R01 DK098983-03 | 93.847 | Diabetes, Digestive, and Kidney Diseases Extramural Research | 526,637 | 24,047 |
| Health and Human Services, Department of | Direct | | 1 R01 DK100722-01A1 | 93.847 | Diabetes, Digestive, and Kidney Diseases Extramural Research | 263,660 | - |
| Health and Human Services, Department of | Direct | | 1 R01 DK101473-01A1 | 93.847 | Diabetes, Digestive, and Kidney Diseases Extramural Research | 22 | - |
| Health and Human Services, Department of | Direct | | 1 R01 DK102532-01A1 | 93.847 | Diabetes, Digestive, and Kidney Diseases Extramural Research | 28,469 | - |
| Health and Human Services, Department of | Direct | | 1 R01 DK102663-01 | 93.847 | Diabetes, Digestive, and Kidney Diseases Extramural Research | 266,061 | - |
| Health and Human Services, Department of | Direct | | 1 R01DK100449-01A1 | 93.847 | Diabetes, Digestive, and Kidney Diseases Extramural Research | 289,544 | - |
| Health and Human Services, Department of | Direct | | 1 R03 DK102480-01A1 | 93.847 | Diabetes, Digestive, and Kidney Diseases Extramural Research | 2,784 | - |

The University of Michigan
Schedule of Expenditures of Federal Awards
For the Year Ended June 30, 2015

| Cluster Title/Federal Grantor/Program | Type | Pass-Through Grantor | Award Identifier | CFDA Number | CFDA Program Title | Federal Expenditures | Subrecipient |
|--|--------|----------------------|----------------------|-------------|--|----------------------|--------------|
| Health and Human Services, Department of | Direct | | 1 R21 DK092873-02 | 93.847 | Diabetes, Digestive, and Kidney Diseases Extramural Research | (470) | - |
| Health and Human Services, Department of | Direct | | 1 R21 DK095695-02 | 93.847 | Diabetes, Digestive, and Kidney Diseases Extramural Research | 97,696 | - |
| Health and Human Services, Department of | Direct | | 1 R21 DK098776-02 | 93.847 | Diabetes, Digestive, and Kidney Diseases Extramural Research | 187,578 | - |
| Health and Human Services, Department of | Direct | | 1 R21 DK100753-02 | 93.847 | Diabetes, Digestive, and Kidney Diseases Extramural Research | 126,654 | - |
| Health and Human Services, Department of | Direct | | 1 R21 DK103183-01A1 | 93.847 | Diabetes, Digestive, and Kidney Diseases Extramural Research | 44,317 | - |
| Health and Human Services, Department of | Direct | | 1 R56 DK104999-01 | 93.847 | Diabetes, Digestive, and Kidney Diseases Extramural Research | 20,645 | - |
| Health and Human Services, Department of | Direct | | 1 U01 DK103141-01 | 93.847 | Diabetes, Digestive, and Kidney Diseases Extramural Research | 255,356 | 29,703 |
| Health and Human Services, Department of | Direct | | 1 U34 DK099845-01 | 93.847 | Diabetes, Digestive, and Kidney Diseases Extramural Research | 221,140 | 185,956 |
| Health and Human Services, Department of | Direct | | 1F32DK098833-01 | 93.847 | Diabetes, Digestive, and Kidney Diseases Extramural Research | 3,359 | - |
| Health and Human Services, Department of | Direct | | 1-R01-DK097027-02-A1 | 93.847 | Diabetes, Digestive, and Kidney Diseases Extramural Research | 363,630 | - |
| Health and Human Services, Department of | Direct | | 1-R01-DK098853-02 | 93.847 | Diabetes, Digestive, and Kidney Diseases Extramural Research | 539,104 | - |
| Health and Human Services, Department of | Direct | | 2 P30 DK-020572-38 | 93.847 | Diabetes, Digestive, and Kidney Diseases Extramural Research | 1,434,423 | 101,624 |
| Health and Human Services, Department of | Direct | | 2 P30 DK081943-07 | 93.847 | Diabetes, Digestive, and Kidney Diseases Extramural Research | 1,049,109 | 240,956 |
| Health and Human Services, Department of | Direct | | 2 R01 DK045776-24 | 93.847 | Diabetes, Digestive, and Kidney Diseases Extramural Research | 121,945 | - |
| Health and Human Services, Department of | Direct | | 2 R01 DK054740-14A1 | 93.847 | Diabetes, Digestive, and Kidney Diseases Extramural Research | 35,558 | - |
| Health and Human Services, Department of | Direct | | 2 R01 DK054740-15 | 93.847 | Diabetes, Digestive, and Kidney Diseases Extramural Research | 161,826 | - |
| Health and Human Services, Department of | Direct | | 2 R01 DK061618-11A1 | 93.847 | Diabetes, Digestive, and Kidney Diseases Extramural Research | 396,806 | - |
| Health and Human Services, Department of | Direct | | 2 R01 DK068400-11 | 93.847 | Diabetes, Digestive, and Kidney Diseases Extramural Research | 98,808 | - |
| Health and Human Services, Department of | Direct | | 2 R01 DK070869-08 | 93.847 | Diabetes, Digestive, and Kidney Diseases Extramural Research | 73,801 | - |
| Health and Human Services, Department of | Direct | | 2 R01 DK091191-10 | 93.847 | Diabetes, Digestive, and Kidney Diseases Extramural Research | 66,770 | - |
| Health and Human Services, Department of | Direct | | 2 R01-DK046409-22A1 | 93.847 | Diabetes, Digestive, and Kidney Diseases Extramural Research | 15,851 | - |
| Health and Human Services, Department of | Direct | | 2 R01-DK060591-12 | 93.847 | Diabetes, Digestive, and Kidney Diseases Extramural Research | 320,912 | - |
| Health and Human Services, Department of | Direct | | 2 R01-DK083491-06 | 93.847 | Diabetes, Digestive, and Kidney Diseases Extramural Research | 426,635 | - |
| Health and Human Services, Department of | Direct | | 2 U01 DK082345-06 | 93.847 | Diabetes, Digestive, and Kidney Diseases Extramural Research | 705,225 | - |
| Health and Human Services, Department of | Direct | | 2 U54 DK083912-06 | 93.847 | Diabetes, Digestive, and Kidney Diseases Extramural Research | 984,695 | 215,717 |
| Health and Human Services, Department of | Direct | | 2U01DK06245613 | 93.847 | Diabetes, Digestive, and Kidney Diseases Extramural Research | 2,429,685 | 991,740 |
| Health and Human Services, Department of | Direct | | 3 UM1 DK100845-02S1 | 93.847 | Diabetes, Digestive, and Kidney Diseases Extramural Research | 990,981 | 789,712 |
| Health and Human Services, Department of | Direct | | 4 R00 DK097141-03 | 93.847 | Diabetes, Digestive, and Kidney Diseases Extramural Research | 140 | - |
| Health and Human Services, Department of | Direct | | 4 R00 DK099240-02 | 93.847 | Diabetes, Digestive, and Kidney Diseases Extramural Research | 5,798 | - |
| Health and Human Services, Department of | Direct | | 5 F30 DK089712-02 | 93.847 | Diabetes, Digestive, and Kidney Diseases Extramural Research | (4,239) | - |
| Health and Human Services, Department of | Direct | | 5 F30 DK095504-02 | 93.847 | Diabetes, Digestive, and Kidney Diseases Extramural Research | 20,573 | - |
| Health and Human Services, Department of | Direct | | 5 F30 DK095517-02 | 93.847 | Diabetes, Digestive, and Kidney Diseases Extramural Research | 12,767 | - |
| Health and Human Services, Department of | Direct | | 5 F30 DK097861-03 | 93.847 | Diabetes, Digestive, and Kidney Diseases Extramural Research | 33,897 | - |
| Health and Human Services, Department of | Direct | | 5 F30 DK100125 -02 | 93.847 | Diabetes, Digestive, and Kidney Diseases Extramural Research | 36,284 | - |
| Health and Human Services, Department of | Direct | | 5 F31 DK100217-02 | 93.847 | Diabetes, Digestive, and Kidney Diseases Extramural Research | 38,569 | - |
| Health and Human Services, Department of | Direct | | 5 F31 DK103524-02 | 93.847 | Diabetes, Digestive, and Kidney Diseases Extramural Research | 29,436 | - |
| Health and Human Services, Department of | Direct | | 5 F32 DK093349-03 | 93.847 | Diabetes, Digestive, and Kidney Diseases Extramural Research | 386 | - |
| Health and Human Services, Department of | Direct | | 5 F32 DK094574-02 | 93.847 | Diabetes, Digestive, and Kidney Diseases Extramural Research | 1,166 | - |

The University of Michigan
Schedule of Expenditures of Federal Awards
For the Year Ended June 30, 2015

| Cluster Title/Federal Grantor/Program | Type | Pass-Through Grantor | Award Identifier | CFDA Number | CFDA Program Title | Federal Expenditures | Subrecipient |
|--|--------|----------------------|--------------------|-------------|--|----------------------|--------------|
| Health and Human Services, Department of | Direct | | 5 F32 DK096851-03 | 93.847 | Diabetes, Digestive, and Kidney Diseases Extramural Research | 56,141 | - |
| Health and Human Services, Department of | Direct | | 5 F32 DK098051-02 | 93.847 | Diabetes, Digestive, and Kidney Diseases Extramural Research | 25,773 | - |
| Health and Human Services, Department of | Direct | | 5 K01 DK091415-06 | 93.847 | Diabetes, Digestive, and Kidney Diseases Extramural Research | 116,475 | - |
| Health and Human Services, Department of | Direct | | 5 K01 DK092322-03 | 93.847 | Diabetes, Digestive, and Kidney Diseases Extramural Research | 33,173 | - |
| Health and Human Services, Department of | Direct | | 5 K01 DK093766-04 | 93.847 | Diabetes, Digestive, and Kidney Diseases Extramural Research | 151,495 | - |
| Health and Human Services, Department of | Direct | | 5 K01 DK093776-04 | 93.847 | Diabetes, Digestive, and Kidney Diseases Extramural Research | 78,183 | - |
| Health and Human Services, Department of | Direct | | 5 K01 DK103823-02 | 93.847 | Diabetes, Digestive, and Kidney Diseases Extramural Research | 91,211 | - |
| Health and Human Services, Department of | Direct | | 5 K08 DK0827508-05 | 93.847 | Diabetes, Digestive, and Kidney Diseases Extramural Research | 7,637 | - |
| Health and Human Services, Department of | Direct | | 5 K08 DK084210-05 | 93.847 | Diabetes, Digestive, and Kidney Diseases Extramural Research | 32,980 | - |
| Health and Human Services, Department of | Direct | | 5 K08 DK088944-05 | 93.847 | Diabetes, Digestive, and Kidney Diseases Extramural Research | 147,920 | - |
| Health and Human Services, Department of | Direct | | 5 K08 DK088946-05 | 93.847 | Diabetes, Digestive, and Kidney Diseases Extramural Research | 167,856 | - |
| Health and Human Services, Department of | Direct | | 5 K08 DK093785-03 | 93.847 | Diabetes, Digestive, and Kidney Diseases Extramural Research | 141,817 | - |
| Health and Human Services, Department of | Direct | | 5 K08 DK100662-02 | 93.847 | Diabetes, Digestive, and Kidney Diseases Extramural Research | 159,294 | - |
| Health and Human Services, Department of | Direct | | 5 K08 DK102357-03 | 93.847 | Diabetes, Digestive, and Kidney Diseases Extramural Research | 194,045 | - |
| Health and Human Services, Department of | Direct | | 5 K23 DK085204-05 | 93.847 | Diabetes, Digestive, and Kidney Diseases Extramural Research | 113,961 | - |
| Health and Human Services, Department of | Direct | | 5 K23 DK090202-03 | 93.847 | Diabetes, Digestive, and Kidney Diseases Extramural Research | 91,712 | - |
| Health and Human Services, Department of | Direct | | 5 K23 DK097183-03 | 93.847 | Diabetes, Digestive, and Kidney Diseases Extramural Research | 164,969 | - |
| Health and Human Services, Department of | Direct | | 5 K24 DK062234-10 | 93.847 | Diabetes, Digestive, and Kidney Diseases Extramural Research | 121,762 | (133) |
| Health and Human Services, Department of | Direct | | 5 K24 DK084208-05 | 93.847 | Diabetes, Digestive, and Kidney Diseases Extramural Research | 101,971 | - |
| Health and Human Services, Department of | Direct | | 5 K25 DK082791-06 | 93.847 | Diabetes, Digestive, and Kidney Diseases Extramural Research | 35,637 | - |
| Health and Human Services, Department of | Direct | | 5 K25 DK092558-05 | 93.847 | Diabetes, Digestive, and Kidney Diseases Extramural Research | 121,854 | - |
| Health and Human Services, Department of | Direct | | 5 P01 DK062041-12 | 93.847 | Diabetes, Digestive, and Kidney Diseases Extramural Research | 1,770,587 | - |
| Health and Human Services, Department of | Direct | | 5 P30 DK034933-30 | 93.847 | Diabetes, Digestive, and Kidney Diseases Extramural Research | 1,211,059 | - |
| Health and Human Services, Department of | Direct | | 5 P30 DK089503-05 | 93.847 | Diabetes, Digestive, and Kidney Diseases Extramural Research | 1,030,672 | - |
| Health and Human Services, Department of | Direct | | 5 P30 DK092926-04 | 93.847 | Diabetes, Digestive, and Kidney Diseases Extramural Research | 505,484 | - |
| Health and Human Services, Department of | Direct | | 5 R00 DK091405-05 | 93.847 | Diabetes, Digestive, and Kidney Diseases Extramural Research | 165,201 | - |
| Health and Human Services, Department of | Direct | | 5 R01 DK040344-25 | 93.847 | Diabetes, Digestive, and Kidney Diseases Extramural Research | (8) | - |
| Health and Human Services, Department of | Direct | | 5 R01 DK040344-27 | 93.847 | Diabetes, Digestive, and Kidney Diseases Extramural Research | 607,172 | - |
| Health and Human Services, Department of | Direct | | 5 R01 DK042303-26 | 93.847 | Diabetes, Digestive, and Kidney Diseases Extramural Research | 537,878 | - |
| Health and Human Services, Department of | Direct | | 5 R01 DK045776-23 | 93.847 | Diabetes, Digestive, and Kidney Diseases Extramural Research | 90,574 | - |
| Health and Human Services, Department of | Direct | | 5 R01 DK046073-20 | 93.847 | Diabetes, Digestive, and Kidney Diseases Extramural Research | 305,075 | - |
| Health and Human Services, Department of | Direct | | 5 R01 DK046409-21 | 93.847 | Diabetes, Digestive, and Kidney Diseases Extramural Research | 359,062 | - |
| Health and Human Services, Department of | Direct | | 5 R01 DK047918-22 | 93.847 | Diabetes, Digestive, and Kidney Diseases Extramural Research | 565,827 | - |
| Health and Human Services, Department of | Direct | | 5 R01 DK048280-20 | 93.847 | Diabetes, Digestive, and Kidney Diseases Extramural Research | (160,738) | - |
| Health and Human Services, Department of | Direct | | 5 R01 DK048280-22 | 93.847 | Diabetes, Digestive, and Kidney Diseases Extramural Research | 518,961 | - |
| Health and Human Services, Department of | Direct | | 5 R01 DK048419-18 | 93.847 | Diabetes, Digestive, and Kidney Diseases Extramural Research | 428,733 | - |
| Health and Human Services, Department of | Direct | | 5 R01 DK052951-18 | 93.847 | Diabetes, Digestive, and Kidney Diseases Extramural Research | 330,475 | - |
| Health and Human Services, Department of | Direct | | 5 R01 DK053456-13 | 93.847 | Diabetes, Digestive, and Kidney Diseases Extramural Research | 134,815 | 35,813 |

The University of Michigan
Schedule of Expenditures of Federal Awards
For the Year Ended June 30, 2015

| Cluster Title/Federal Grantor/Program | Type | Pass-Through Grantor | Award Identifier | CFDA Number | CFDA Program Title | Federal Expenditures | Subrecipient |
|--|--------|----------------------|-------------------|-------------|--|----------------------|--------------|
| Health and Human Services, Department of | Direct | | 5 R01 DK053904-16 | 93.847 | Diabetes, Digestive, and Kidney Diseases Extramural Research | 390,273 | - |
| Health and Human Services, Department of | Direct | | 5 R01 DK054032-15 | 93.847 | Diabetes, Digestive, and Kidney Diseases Extramural Research | 48,616 | - |
| Health and Human Services, Department of | Direct | | 5 R01 DK054222-15 | 93.847 | Diabetes, Digestive, and Kidney Diseases Extramural Research | 340,905 | - |
| Health and Human Services, Department of | Direct | | 5 R01 DK055732-14 | 93.847 | Diabetes, Digestive, and Kidney Diseases Extramural Research | 413,339 | - |
| Health and Human Services, Department of | Direct | | 5 R01 DK055823-13 | 93.847 | Diabetes, Digestive, and Kidney Diseases Extramural Research | (2,370) | - |
| Health and Human Services, Department of | Direct | | 5 R01 DK058913-12 | 93.847 | Diabetes, Digestive, and Kidney Diseases Extramural Research | 388,052 | - |
| Health and Human Services, Department of | Direct | | 5 R01 DK061707-12 | 93.847 | Diabetes, Digestive, and Kidney Diseases Extramural Research | 336,222 | - |
| Health and Human Services, Department of | Direct | | 5 R01 DK062876-10 | 93.847 | Diabetes, Digestive, and Kidney Diseases Extramural Research | (95,306) | - |
| Health and Human Services, Department of | Direct | | 5 R01 DK063121-09 | 93.847 | Diabetes, Digestive, and Kidney Diseases Extramural Research | 28,014 | - |
| Health and Human Services, Department of | Direct | | 5 R01 DK065122-09 | 93.847 | Diabetes, Digestive, and Kidney Diseases Extramural Research | (98) | - |
| Health and Human Services, Department of | Direct | | 5 R01 DK065850-09 | 93.847 | Diabetes, Digestive, and Kidney Diseases Extramural Research | 41,781 | - |
| Health and Human Services, Department of | Direct | | 5 R01 DK066604-09 | 93.847 | Diabetes, Digestive, and Kidney Diseases Extramural Research | 107,599 | - |
| Health and Human Services, Department of | Direct | | 5 R01 DK067287-10 | 93.847 | Diabetes, Digestive, and Kidney Diseases Extramural Research | 316,132 | - |
| Health and Human Services, Department of | Direct | | 5 R01 DK068400-10 | 93.847 | Diabetes, Digestive, and Kidney Diseases Extramural Research | 379,175 | 183,972 |
| Health and Human Services, Department of | Direct | | 5 R01 DK069605-09 | 93.847 | Diabetes, Digestive, and Kidney Diseases Extramural Research | 61,186 | - |
| Health and Human Services, Department of | Direct | | 5 R01 DK069950-11 | 93.847 | Diabetes, Digestive, and Kidney Diseases Extramural Research | 450,288 | 49,172 |
| Health and Human Services, Department of | Direct | | 5 R01 DK070869-07 | 93.847 | Diabetes, Digestive, and Kidney Diseases Extramural Research | (430) | - |
| Health and Human Services, Department of | Direct | | 5 R01 DK071771-09 | 93.847 | Diabetes, Digestive, and Kidney Diseases Extramural Research | 342,979 | - |
| Health and Human Services, Department of | Direct | | 5 R01 DK073716-10 | 93.847 | Diabetes, Digestive, and Kidney Diseases Extramural Research | 307,310 | - |
| Health and Human Services, Department of | Direct | | 5 R01 DK073722-10 | 93.847 | Diabetes, Digestive, and Kidney Diseases Extramural Research | 388,433 | - |
| Health and Human Services, Department of | Direct | | 5 R01 DK076906-09 | 93.847 | Diabetes, Digestive, and Kidney Diseases Extramural Research | 227,804 | - |
| Health and Human Services, Department of | Direct | | 5 R01 DK077086-09 | 93.847 | Diabetes, Digestive, and Kidney Diseases Extramural Research | 393,245 | - |
| Health and Human Services, Department of | Direct | | 5 R01 DK077200-05 | 93.847 | Diabetes, Digestive, and Kidney Diseases Extramural Research | (3,745) | - |
| Health and Human Services, Department of | Direct | | 5 R01 DK077966-05 | 93.847 | Diabetes, Digestive, and Kidney Diseases Extramural Research | 209,559 | - |
| Health and Human Services, Department of | Direct | | 5 R01 DK078056-07 | 93.847 | Diabetes, Digestive, and Kidney Diseases Extramural Research | 428,198 | - |
| Health and Human Services, Department of | Direct | | 5 R01 DK082409-05 | 93.847 | Diabetes, Digestive, and Kidney Diseases Extramural Research | (13,223) | - |
| Health and Human Services, Department of | Direct | | 5 R01 DK082481-04 | 93.847 | Diabetes, Digestive, and Kidney Diseases Extramural Research | (4,188) | - |
| Health and Human Services, Department of | Direct | | 5 R01 DK083297-03 | 93.847 | Diabetes, Digestive, and Kidney Diseases Extramural Research | (2,536) | - |
| Health and Human Services, Department of | Direct | | 5 R01 DK083347-03 | 93.847 | Diabetes, Digestive, and Kidney Diseases Extramural Research | (1,554) | - |
| Health and Human Services, Department of | Direct | | 5 R01 DK083373-05 | 93.847 | Diabetes, Digestive, and Kidney Diseases Extramural Research | 458,896 | - |
| Health and Human Services, Department of | Direct | | 5 R01 DK083491-04 | 93.847 | Diabetes, Digestive, and Kidney Diseases Extramural Research | (17,024) | - |
| Health and Human Services, Department of | Direct | | 5 R01 DK084039-05 | 93.847 | Diabetes, Digestive, and Kidney Diseases Extramural Research | 43,911 | - |
| Health and Human Services, Department of | Direct | | 5 R01 DK084236-04 | 93.847 | Diabetes, Digestive, and Kidney Diseases Extramural Research | 325,871 | - |
| Health and Human Services, Department of | Direct | | 5 R01 DK085714-07 | 93.847 | Diabetes, Digestive, and Kidney Diseases Extramural Research | 695,181 | - |
| Health and Human Services, Department of | Direct | | 5 R01 DK087708-05 | 93.847 | Diabetes, Digestive, and Kidney Diseases Extramural Research | 336,821 | - |
| Health and Human Services, Department of | Direct | | 5 R01 DK087871-05 | 93.847 | Diabetes, Digestive, and Kidney Diseases Extramural Research | 327,834 | - |
| Health and Human Services, Department of | Direct | | 5 R01 DK088114-05 | 93.847 | Diabetes, Digestive, and Kidney Diseases Extramural Research | 357,334 | - |
| Health and Human Services, Department of | Direct | | 5 R01 DK088856-05 | 93.847 | Diabetes, Digestive, and Kidney Diseases Extramural Research | 280,058 | - |

The University of Michigan
Schedule of Expenditures of Federal Awards
For the Year Ended June 30, 2015

| Cluster Title/Federal Grantor/Program | Type | Pass-Through Grantor | Award Identifier | CFDA Number | CFDA Program Title | Federal Expenditures | Subrecipient |
|--|--------|----------------------|-------------------|-------------|--|----------------------|--------------|
| Health and Human Services, Department of | Direct | | 5 R01 DK089933-05 | 93.847 | Diabetes, Digestive, and Kidney Diseases Extramural Research | 663,592 | - |
| Health and Human Services, Department of | Direct | | 5 R01 DK090165-05 | 93.847 | Diabetes, Digestive, and Kidney Diseases Extramural Research | 353,724 | - |
| Health and Human Services, Department of | Direct | | 5 R01 DK090262-05 | 93.847 | Diabetes, Digestive, and Kidney Diseases Extramural Research | 388,612 | - |
| Health and Human Services, Department of | Direct | | 5 R01 DK091191-09 | 93.847 | Diabetes, Digestive, and Kidney Diseases Extramural Research | (2,888) | - |
| Health and Human Services, Department of | Direct | | 5 R01 DK091267-04 | 93.847 | Diabetes, Digestive, and Kidney Diseases Extramural Research | 324,582 | - |
| Health and Human Services, Department of | Direct | | 5 R01 DK091591-04 | 93.847 | Diabetes, Digestive, and Kidney Diseases Extramural Research | 242,637 | - |
| Health and Human Services, Department of | Direct | | 5 R01 DK092475-04 | 93.847 | Diabetes, Digestive, and Kidney Diseases Extramural Research | 428,747 | 96,410 |
| Health and Human Services, Department of | Direct | | 5 R01 DK093513-04 | 93.847 | Diabetes, Digestive, and Kidney Diseases Extramural Research | 333,789 | 21,232 |
| Health and Human Services, Department of | Direct | | 5 R01 DK093848-05 | 93.847 | Diabetes, Digestive, and Kidney Diseases Extramural Research | 393,228 | - |
| Health and Human Services, Department of | Direct | | 5 R01 DK094014-04 | 93.847 | Diabetes, Digestive, and Kidney Diseases Extramural Research | 615,504 | - |
| Health and Human Services, Department of | Direct | | 5 R01 DK094777-03 | 93.847 | Diabetes, Digestive, and Kidney Diseases Extramural Research | 289,985 | - |
| Health and Human Services, Department of | Direct | | 5 R01 DK095137-04 | 93.847 | Diabetes, Digestive, and Kidney Diseases Extramural Research | 490,640 | - |
| Health and Human Services, Department of | Direct | | 5 R01 DK095151-04 | 93.847 | Diabetes, Digestive, and Kidney Diseases Extramural Research | 305,930 | - |
| Health and Human Services, Department of | Direct | | 5 R01 DK095201-04 | 93.847 | Diabetes, Digestive, and Kidney Diseases Extramural Research | 280,738 | - |
| Health and Human Services, Department of | Direct | | 5 R01 DK095210-04 | 93.847 | Diabetes, Digestive, and Kidney Diseases Extramural Research | 653,183 | 216,161 |
| Health and Human Services, Department of | Direct | | 5 R01 DK095705-04 | 93.847 | Diabetes, Digestive, and Kidney Diseases Extramural Research | 341,862 | - |
| Health and Human Services, Department of | Direct | | 5 R01 DK095782-3 | 93.847 | Diabetes, Digestive, and Kidney Diseases Extramural Research | 368,345 | - |
| Health and Human Services, Department of | Direct | | 5 R01 DK096972-02 | 93.847 | Diabetes, Digestive, and Kidney Diseases Extramural Research | 231,393 | - |
| Health and Human Services, Department of | Direct | | 5 R01 DK097374-03 | 93.847 | Diabetes, Digestive, and Kidney Diseases Extramural Research | 395,610 | - |
| Health and Human Services, Department of | Direct | | 5 R01 DK097449-03 | 93.847 | Diabetes, Digestive, and Kidney Diseases Extramural Research | 334,364 | - |
| Health and Human Services, Department of | Direct | | 5 R01 DK098032-03 | 93.847 | Diabetes, Digestive, and Kidney Diseases Extramural Research | 486,470 | 375,249 |
| Health and Human Services, Department of | Direct | | 5 R01 DK098205-03 | 93.847 | Diabetes, Digestive, and Kidney Diseases Extramural Research | 366,056 | - |
| Health and Human Services, Department of | Direct | | 5 R01 DK099034-02 | 93.847 | Diabetes, Digestive, and Kidney Diseases Extramural Research | 413,556 | - |
| Health and Human Services, Department of | Direct | | 5 R01 DK099593-02 | 93.847 | Diabetes, Digestive, and Kidney Diseases Extramural Research | 396,965 | - |
| Health and Human Services, Department of | Direct | | 5 R01 DK100319-02 | 93.847 | Diabetes, Digestive, and Kidney Diseases Extramural Research | 595,008 | - |
| Health and Human Services, Department of | Direct | | 5 R01 DK101423-02 | 93.847 | Diabetes, Digestive, and Kidney Diseases Extramural Research | 285,745 | 48,786 |
| Health and Human Services, Department of | Direct | | 5 R01 DK103877-02 | 93.847 | Diabetes, Digestive, and Kidney Diseases Extramural Research | 163,640 | - |
| Health and Human Services, Department of | Direct | | 5 R01-DK062027-12 | 93.847 | Diabetes, Digestive, and Kidney Diseases Extramural Research | 388,379 | - |
| Health and Human Services, Department of | Direct | | 5 R03 DK095110-02 | 93.847 | Diabetes, Digestive, and Kidney Diseases Extramural Research | 69,640 | - |
| Health and Human Services, Department of | Direct | | 5 R03 DK096023-02 | 93.847 | Diabetes, Digestive, and Kidney Diseases Extramural Research | 26,198 | 2,287 |
| Health and Human Services, Department of | Direct | | 5 R03 DK097369-02 | 93.847 | Diabetes, Digestive, and Kidney Diseases Extramural Research | 35,177 | - |
| Health and Human Services, Department of | Direct | | 5 R03 DK100698-02 | 93.847 | Diabetes, Digestive, and Kidney Diseases Extramural Research | 89,829 | - |
| Health and Human Services, Department of | Direct | | 5 R03 DK100704-02 | 93.847 | Diabetes, Digestive, and Kidney Diseases Extramural Research | 39,360 | - |
| Health and Human Services, Department of | Direct | | 5 R18 DK078558-05 | 93.847 | Diabetes, Digestive, and Kidney Diseases Extramural Research | 12,594 | - |
| Health and Human Services, Department of | Direct | | 5 R18 DK088294-05 | 93.847 | Diabetes, Digestive, and Kidney Diseases Extramural Research | 594,629 | - |
| Health and Human Services, Department of | Direct | | 5 R21 DK100710-02 | 93.847 | Diabetes, Digestive, and Kidney Diseases Extramural Research | 166,511 | - |
| Health and Human Services, Department of | Direct | | 5 R24 DK082841-06 | 93.847 | Diabetes, Digestive, and Kidney Diseases Extramural Research | 468,936 | - |
| Health and Human Services, Department of | Direct | | 5 R25 DK088752-05 | 93.847 | Diabetes, Digestive, and Kidney Diseases Extramural Research | 96,959 | - |

**The University of Michigan
Schedule of Expenditures of Federal Awards
For the Year Ended June 30, 2015**

| Cluster Title/Federal Grantor/Program | Type | Pass-Through Grantor | Award Identifier | CFDA Number | CFDA Program Title | Federal Expenditures | Subrecipient |
|--|--------------|--|--------------------------------|-------------|--|----------------------|--------------|
| Health and Human Services, Department of | Direct | | 5 R37 DK041122-24 | 93.847 | Diabetes, Digestive, and Kidney Diseases Extramural Research | 314,005 | - |
| Health and Human Services, Department of | Direct | | 5 R37 DK043225-23 | 93.847 | Diabetes, Digestive, and Kidney Diseases Extramural Research | (5,021) | - |
| Health and Human Services, Department of | Direct | | 5 R37 DK045729-21 | 93.847 | Diabetes, Digestive, and Kidney Diseases Extramural Research | 396,213 | - |
| Health and Human Services, Department of | Direct | | 5 R37 DK046960-23 | 93.847 | Diabetes, Digestive, and Kidney Diseases Extramural Research | 323,920 | - |
| Health and Human Services, Department of | Direct | | 5 R37 DK056731-17 | 93.847 | Diabetes, Digestive, and Kidney Diseases Extramural Research | 354,116 | - |
| Health and Human Services, Department of | Direct | | 5 U01 DK061028-15 | 93.847 | Diabetes, Digestive, and Kidney Diseases Extramural Research | 980,088 | 258,442 |
| Health and Human Services, Department of | Direct | | 5 U01 DK062370-10 | 93.847 | Diabetes, Digestive, and Kidney Diseases Extramural Research | 32,953 | 79,766 |
| Health and Human Services, Department of | Direct | | 5 U01 DK062370-12 | 93.847 | Diabetes, Digestive, and Kidney Diseases Extramural Research | 615,781 | 28,196 |
| Health and Human Services, Department of | Direct | | 5 U01 DK062456-12 | 93.847 | Diabetes, Digestive, and Kidney Diseases Extramural Research | 90,601 | - |
| Health and Human Services, Department of | Direct | | 5 U01 DK062498-12S2 | 93.847 | Diabetes, Digestive, and Kidney Diseases Extramural Research | 867,533 | 547,141 |
| Health and Human Services, Department of | Direct | | 5 U01 DK065184-12 | 93.847 | Diabetes, Digestive, and Kidney Diseases Extramural Research | 303,479 | 6,070 |
| Health and Human Services, Department of | Direct | | 5 U01 DK073985-09 | 93.847 | Diabetes, Digestive, and Kidney Diseases Extramural Research | 268,906 | - |
| Health and Human Services, Department of | Direct | | 5 U01 DK085584 05 | 93.847 | Diabetes, Digestive, and Kidney Diseases Extramural Research | 1,068,835 | 78,454 |
| Health and Human Services, Department of | Direct | | 5 U01 DK099932-03 | 93.847 | Diabetes, Digestive, and Kidney Diseases Extramural Research | 312,358 | - |
| Health and Human Services, Department of | Direct | | 5 U54 DK083912-05 | 93.847 | Diabetes, Digestive, and Kidney Diseases Extramural Research | 228,201 | 354,374 |
| Health and Human Services, Department of | Direct | | 5-R01 DK087864-02 | 93.847 | Diabetes, Digestive, and Kidney Diseases Extramural Research | (284) | (284) |
| Health and Human Services, Department of | Direct | | 7 K01 DK09482404 | 93.847 | Diabetes, Digestive, and Kidney Diseases Extramural Research | 154,726 | - |
| Health and Human Services, Department of | Direct | | 7 K08 DK08911704 | 93.847 | Diabetes, Digestive, and Kidney Diseases Extramural Research | 176,251 | - |
| Health and Human Services, Department of | Direct | | 7 K08-DK088945-05 | 93.847 | Diabetes, Digestive, and Kidney Diseases Extramural Research | 116,869 | - |
| Health and Human Services, Department of | Direct | | 7 R01 DK043140-20 | 93.847 | Diabetes, Digestive, and Kidney Diseases Extramural Research | (99,667) | - |
| Health and Human Services, Department of | Direct | | 7 R01 DK061379-14 | 93.847 | Diabetes, Digestive, and Kidney Diseases Extramural Research | 3,772 | - |
| Health and Human Services, Department of | Direct | | 7 R01 DK079392-11 | 93.847 | Diabetes, Digestive, and Kidney Diseases Extramural Research | 3,772 | - |
| Health and Human Services, Department of | Direct | | 7 R01 DK082480-06 | 93.847 | Diabetes, Digestive, and Kidney Diseases Extramural Research | 200,355 | - |
| Health and Human Services, Department of | Direct | | 7 R03 DK095050-03 | 93.847 | Diabetes, Digestive, and Kidney Diseases Extramural Research | 97,097 | - |
| Health and Human Services, Department of | Direct | | T32 DK007245 | 93.847 | Diabetes, Digestive, and Kidney Diseases Extramural Research | 226,457 | - |
| Health and Human Services, Department of | Direct | | T32 DK007378 | 93.847 | Diabetes, Digestive, and Kidney Diseases Extramural Research | 333,962 | - |
| Health and Human Services, Department of | Direct | | T32 DK007782 | 93.847 | Diabetes, Digestive, and Kidney Diseases Extramural Research | 199,938 | - |
| Health and Human Services, Department of | Direct | | T32 DK007782 | 93.847 | Diabetes, Digestive, and Kidney Diseases Extramural Research | 1,119 | - |
| Health and Human Services, Department of | Direct | | T32 DK062708 | 93.847 | Diabetes, Digestive, and Kidney Diseases Extramural Research | 158,589 | - |
| Health and Human Services, Department of | Direct | | T32 DK065517 | 93.847 | Diabetes, Digestive, and Kidney Diseases Extramural Research | 5,063 | - |
| Health and Human Services, Department of | Direct | | T32 DK071212 | 93.847 | Diabetes, Digestive, and Kidney Diseases Extramural Research | 178,317 | - |
| Health and Human Services, Department of | Direct | | T32 DK094775 | 93.847 | Diabetes, Digestive, and Kidney Diseases Extramural Research | 340,553 | - |
| Health and Human Services, Department of | Direct | | T32 DK101357 | 93.847 | Diabetes, Digestive, and Kidney Diseases Extramural Research | 23,661 | - |
| Health and Human Services, Department of | Pass-Through | Albert Einstein College of Medicine | 310780 | 93.847 | Diabetes, Digestive, and Kidney Diseases Extramural Research | 36,856 | - |
| Health and Human Services, Department of | Pass-Through | American Gastroenterological Association | 002 | 93.847 | Diabetes, Digestive, and Kidney Diseases Extramural Research | 4,480 | - |
| Health and Human Services, Department of | Pass-Through | Arbor Research Collaborative For Health | Appendix J | 93.847 | Diabetes, Digestive, and Kidney Diseases Extramural Research | 11,508 | - |
| Health and Human Services, Department of | Pass-Through | Arbor Research Collaborative For Health | Appendix D to Project Master A | 93.847 | Diabetes, Digestive, and Kidney Diseases Extramural Research | 3,681 | - |
| Health and Human Services, Department of | Pass-Through | Arbor Research Collaborative For Health | Appendix E | 93.847 | Diabetes, Digestive, and Kidney Diseases Extramural Research | 11,506 | - |

**The University of Michigan
Schedule of Expenditures of Federal Awards
For the Year Ended June 30, 2015**

| Cluster Title/Federal Grantor/Program | Type | Pass-Through Grantor | Award Identifier | CFDA Number | CFDA Program Title | Federal Expenditures | Subrecipient |
|--|--------------|--|--------------------------|-------------|--|----------------------|--------------|
| Health and Human Services, Department of | Pass-Through | Baylor College of Medicine | 102080903 | 93.847 | Diabetes, Digestive, and Kidney Diseases Extramural Research | 3,436 | - |
| Health and Human Services, Department of | Pass-Through | Boston Medical Center | 0334601 | 93.847 | Diabetes, Digestive, and Kidney Diseases Extramural Research | 63,313 | - |
| Health and Human Services, Department of | Pass-Through | Boston Medical Center | 0334601 | 93.847 | Diabetes, Digestive, and Kidney Diseases Extramural Research | 150,427 | - |
| Health and Human Services, Department of | Pass-Through | Case Western Reserve University | RES505968 | 93.847 | Diabetes, Digestive, and Kidney Diseases Extramural Research | 46,031 | - |
| Health and Human Services, Department of | Pass-Through | Case Western Reserve University | RES508334 | 93.847 | Diabetes, Digestive, and Kidney Diseases Extramural Research | 82 | - |
| Health and Human Services, Department of | Pass-Through | Case Western Reserve University | RES508628 | 93.847 | Diabetes, Digestive, and Kidney Diseases Extramural Research | 7,047 | - |
| Health and Human Services, Department of | Pass-Through | Case Western Reserve University | RES509279 | 93.847 | Diabetes, Digestive, and Kidney Diseases Extramural Research | 161,490 | - |
| Health and Human Services, Department of | Pass-Through | Case Western Reserve University | RES509482 | 93.847 | Diabetes, Digestive, and Kidney Diseases Extramural Research | 5,993 | - |
| Health and Human Services, Department of | Pass-Through | Children's Hospital of Boston | 0000594524 | 93.847 | Diabetes, Digestive, and Kidney Diseases Extramural Research | 65,593 | - |
| Health and Human Services, Department of | Pass-Through | Cincinnati Children's Hospital Medical Center | 110356/PO#3100287720 | 93.847 | Diabetes, Digestive, and Kidney Diseases Extramural Research | 673 | - |
| Health and Human Services, Department of | Pass-Through | Cleveland Clinic Foundation | 549-SUB | 93.847 | Diabetes, Digestive, and Kidney Diseases Extramural Research | 15,537 | - |
| Health and Human Services, Department of | Pass-Through | Duke University | 2033652 | 93.847 | Diabetes, Digestive, and Kidney Diseases Extramural Research | 100,717 | - |
| Health and Human Services, Department of | Pass-Through | Duke University | Duke Univ U01 DK065176 | 93.847 | Diabetes, Digestive, and Kidney Diseases Extramural Research | 5,749 | - |
| Health and Human Services, Department of | Pass-Through | George Washington University | S-DPP1415-JB04 | 93.847 | Diabetes, Digestive, and Kidney Diseases Extramural Research | 23,823 | - |
| Health and Human Services, Department of | Pass-Through | George Washington University | S-GRD1314-EA27 | 93.847 | Diabetes, Digestive, and Kidney Diseases Extramural Research | 24,722 | - |
| Health and Human Services, Department of | Pass-Through | George Washington University | S-GRD1314-EA39 | 93.847 | Diabetes, Digestive, and Kidney Diseases Extramural Research | 1,824 | - |
| Health and Human Services, Department of | Pass-Through | George Washington University | S-GRD1415-EA27 | 93.847 | Diabetes, Digestive, and Kidney Diseases Extramural Research | 451,221 | - |
| Health and Human Services, Department of | Pass-Through | Georgia Health Sciences University | 25732-12 | 93.847 | Diabetes, Digestive, and Kidney Diseases Extramural Research | 48,250 | - |
| Health and Human Services, Department of | Pass-Through | Georgia Health Sciences University | 25732-39 | 93.847 | Diabetes, Digestive, and Kidney Diseases Extramural Research | 7,338 | - |
| Health and Human Services, Department of | Pass-Through | Georgia Regents University (GRU) | 25034-51 | 93.847 | Diabetes, Digestive, and Kidney Diseases Extramural Research | 39,518 | - |
| Health and Human Services, Department of | Pass-Through | Joslin Diabetes Center | 1987203-01 | 93.847 | Diabetes, Digestive, and Kidney Diseases Extramural Research | 646,063 | 20,786 |
| Health and Human Services, Department of | Pass-Through | Joslin Diabetes Center | 1987203-3 | 93.847 | Diabetes, Digestive, and Kidney Diseases Extramural Research | 426,857 | - |
| Health and Human Services, Department of | Pass-Through | Kaiser Permanente Research Foundation Institute | 115-9249-021-484 | 93.847 | Diabetes, Digestive, and Kidney Diseases Extramural Research | 27,601 | - |
| Health and Human Services, Department of | Pass-Through | Maine Medical Center | 111-004 | 93.847 | Diabetes, Digestive, and Kidney Diseases Extramural Research | 224,942 | - |
| Health and Human Services, Department of | Pass-Through | Michigan State University | RC100254UM | 93.847 | Diabetes, Digestive, and Kidney Diseases Extramural Research | 20,587 | - |
| Health and Human Services, Department of | Pass-Through | Michigan State University | RC104839UM | 93.847 | Diabetes, Digestive, and Kidney Diseases Extramural Research | 6,386 | - |
| Health and Human Services, Department of | Pass-Through | Mount Sinai Hospital | Subaward Agreement | 93.847 | Diabetes, Digestive, and Kidney Diseases Extramural Research | 3,745 | - |
| Health and Human Services, Department of | Pass-Through | Mount Sinai School of Medicine | 0255-1942-4609 | 93.847 | Diabetes, Digestive, and Kidney Diseases Extramural Research | 62,545 | - |
| Health and Human Services, Department of | Pass-Through | New York Blood Center, Inc | NIH000292 | 93.847 | Diabetes, Digestive, and Kidney Diseases Extramural Research | 17,972 | - |
| Health and Human Services, Department of | Pass-Through | North Shore University Hospital | EH13-094-S1 | 93.847 | Diabetes, Digestive, and Kidney Diseases Extramural Research | 14,618 | - |
| Health and Human Services, Department of | Pass-Through | Northern California Institute for Research & Education, Inc. (NCIRE) | YAF1637-07,081786 | 93.847 | Diabetes, Digestive, and Kidney Diseases Extramural Research | 9,757 | - |
| Health and Human Services, Department of | Pass-Through | The Research Institute at Nationwide Children's Hospital | 701111; PO# WX00194529 | 93.847 | Diabetes, Digestive, and Kidney Diseases Extramural Research | 14,084 | - |
| Health and Human Services, Department of | Pass-Through | University of Colorado | FY14.688.004 / 2-5-23584 | 93.847 | Diabetes, Digestive, and Kidney Diseases Extramural Research | (17) | - |
| Health and Human Services, Department of | Pass-Through | University of Illinois at Chicago | Document #0411 | 93.847 | Diabetes, Digestive, and Kidney Diseases Extramural Research | 69,286 | - |
| Health and Human Services, Department of | Pass-Through | University of Mississippi | 66101310814-UM | 93.847 | Diabetes, Digestive, and Kidney Diseases Extramural Research | 12,097 | - |
| Health and Human Services, Department of | Pass-Through | University of North Carolina | 5-31525 | 93.847 | Diabetes, Digestive, and Kidney Diseases Extramural Research | 113,744 | - |
| Health and Human Services, Department of | Pass-Through | University of North Carolina-Chapel Hill | 5031833 | 93.847 | Diabetes, Digestive, and Kidney Diseases Extramural Research | 106,438 | - |
| Health and Human Services, Department of | Pass-Through | University of Pennsylvania | 565718 | 93.847 | Diabetes, Digestive, and Kidney Diseases Extramural Research | 8,579 | - |

The University of Michigan
Schedule of Expenditures of Federal Awards
For the Year Ended June 30, 2015

| Cluster Title/Federal Grantor/Program | Type | Pass-Through Grantor | Award Identifier | CFDA Number | CFDA Program Title | Federal Expenditures | Subrecipient |
|--|--------------|---|----------------------|-------------|--|----------------------|--------------|
| Health and Human Services, Department of | Pass-Through | University of Texas Southwestern Medical Center | GMO111129 | 93.847 | Diabetes, Digestive, and Kidney Diseases Extramural Research | 98,089 | - |
| Health and Human Services, Department of | Pass-Through | University of Washington | 661125 | 93.847 | Diabetes, Digestive, and Kidney Diseases Extramural Research | 113,551 | - |
| Health and Human Services, Department of | Pass-Through | Washington University in St. Louis | WU-14-68 | 93.847 | Diabetes, Digestive, and Kidney Diseases Extramural Research | 256,560 | - |
| Health and Human Services, Department of | Pass-Through | Wayne State University | WSU14090 | 93.847 | Diabetes, Digestive, and Kidney Diseases Extramural Research | 7,775 | - |
| Health and Human Services, Department of | Pass-Through | Wayne State University | WSU14093 | 93.847 | Diabetes, Digestive, and Kidney Diseases Extramural Research | 14,034 | - |
| Health and Human Services, Department of | Direct | | 5 U01 DK082863-07 | 93.848 | Digestive Diseases and Nutrition Research | \$ 57,302,883 | \$ 5,012,003 |
| Health and Human Services, Department of | Direct | | 5 R01 DK079912-05 | 93.849 | Kidney Diseases, Urology and Hematology Research | \$ 368,575 | \$ 117,882 |
| Health and Human Services, Department of | Direct | | 5 U01 DK061028-12 | 93.849 | Kidney Diseases, Urology and Hematology Research | \$ 25,433 | - |
| Health and Human Services, Department of | Direct | | 5 U01 DK082345-05 | 93.849 | Kidney Diseases, Urology and Hematology Research | (347) | - |
| | | | | | | 100,698 | 22,636 |
| | | | | | | \$ 125,784 | \$ 22,636 |
| Health and Human Services, Department of | Direct | | 1 F30 NS090780-01 | 93.853 | Extramural Research Programs in the Neurosciences and Neurological Disorders | \$ 18,218 | \$ - |
| Health and Human Services, Department of | Direct | | 1 F30 NS092238-01 | 93.853 | Extramural Research Programs in the Neurosciences and Neurological Disorders | 7,640 | - |
| Health and Human Services, Department of | Direct | | 1 F31 NS078817-01 A1 | 93.853 | Extramural Research Programs in the Neurosciences and Neurological Disorders | (3,113) | - |
| Health and Human Services, Department of | Direct | | 1 F31 NS081806 -01A1 | 93.853 | Extramural Research Programs in the Neurosciences and Neurological Disorders | 13,319 | - |
| Health and Human Services, Department of | Direct | | 1 F31 NS090883-01 | 93.853 | Extramural Research Programs in the Neurosciences and Neurological Disorders | 12,624 | - |
| Health and Human Services, Department of | Direct | | 1 K01 NS079461-01A1 | 93.853 | Extramural Research Programs in the Neurosciences and Neurological Disorders | 50,645 | - |
| Health and Human Services, Department of | Direct | | 1 P50 NS091856-01 | 93.853 | Extramural Research Programs in the Neurosciences and Neurological Disorders | 1,101,612 | - |
| Health and Human Services, Department of | Direct | | 1 R01 NS064015-05 | 93.853 | Extramural Research Programs in the Neurosciences and Neurological Disorders | (3,066) | - |
| Health and Human Services, Department of | Direct | | 1 R01 NS086820-01A1 | 93.853 | Extramural Research Programs in the Neurosciences and Neurological Disorders | 15,955 | - |
| Health and Human Services, Department of | Direct | | 1 R01 NS087147-01A1 | 93.853 | Extramural Research Programs in the Neurosciences and Neurological Disorders | 216,510 | - |
| Health and Human Services, Department of | Direct | | 1 R01 NS089896-01A1 | 93.853 | Extramural Research Programs in the Neurosciences and Neurological Disorders | 6,495 | - |
| Health and Human Services, Department of | Direct | | 1 R01 NS090925 01A1 | 93.853 | Extramural Research Programs in the Neurosciences and Neurological Disorders | 13,423 | - |
| Health and Human Services, Department of | Direct | | 1 R03 NS090142-01 | 93.853 | Extramural Research Programs in the Neurosciences and Neurological Disorders | 43,226 | - |
| Health and Human Services, Department of | Direct | | 1 R15 NS081691-01 | 93.853 | Extramural Research Programs in the Neurosciences and Neurological Disorders | 177,128 | - |
| Health and Human Services, Department of | Direct | | 1 R21 NS074008-02 | 93.853 | Extramural Research Programs in the Neurosciences and Neurological Disorders | 62,129 | - |
| Health and Human Services, Department of | Direct | | 1 R21 NS075846-01A1 | 93.853 | Extramural Research Programs in the Neurosciences and Neurological Disorders | 778 | - |
| Health and Human Services, Department of | Direct | | 1 R21 NS082615-02 | 93.853 | Extramural Research Programs in the Neurosciences and Neurological Disorders | 87,350 | - |
| Health and Human Services, Department of | Direct | | 1 R21 NS086758-01A1 | 93.853 | Extramural Research Programs in the Neurosciences and Neurological Disorders | 109,101 | - |
| Health and Human Services, Department of | Direct | | 1 R21 NS091545-01 | 93.853 | Extramural Research Programs in the Neurosciences and Neurological Disorders | 40,134 | - |
| Health and Human Services, Department of | Direct | | 1 R21 NS091555 01 | 93.853 | Extramural Research Programs in the Neurosciences and Neurological Disorders | 77,628 | - |
| Health and Human Services, Department of | Direct | | 1 R25 NS089450-01 | 93.853 | Extramural Research Programs in the Neurosciences and Neurological Disorders | 65,493 | - |
| Health and Human Services, Department of | Direct | | 1 R56 NS082941-01A1 | 93.853 | Extramural Research Programs in the Neurosciences and Neurological Disorders | 143,121 | - |
| Health and Human Services, Department of | Direct | | 1 U01 NS090364-01 | 93.853 | Extramural Research Programs in the Neurosciences and Neurological Disorders | 554,568 | - |
| Health and Human Services, Department of | Direct | | 1 U01 NS090526-01 | 93.853 | Extramural Research Programs in the Neurosciences and Neurological Disorders | 524,779 | 65,376 |
| Health and Human Services, Department of | Direct | | 1-R01-NS085798-03 | 93.853 | Extramural Research Programs in the Neurosciences and Neurological Disorders | 338,096 | - |
| Health and Human Services, Department of | Direct | | 1-R01-NS-092695-01 | 93.853 | Extramural Research Programs in the Neurosciences and Neurological Disorders | 25,883 | - |
| Health and Human Services, Department of | Direct | | 1R21NS08614401A1 | 93.853 | Extramural Research Programs in the Neurosciences and Neurological Disorders | 169,519 | 24,859 |
| Health and Human Services, Department of | Direct | | 1R21NS088062-01A1 | 93.853 | Extramural Research Programs in the Neurosciences and Neurological Disorders | 63,297 | - |
| Health and Human Services, Department of | Direct | | 1R21-NS089516-01 | 93.853 | Extramural Research Programs in the Neurosciences and Neurological Disorders | 279,105 | - |
| Health and Human Services, Department of | Direct | | 1-R21NS091928-01A1 | 93.853 | Extramural Research Programs in the Neurosciences and Neurological Disorders | 3,713 | - |

The University of Michigan
Schedule of Expenditures of Federal Awards
For the Year Ended June 30, 2015

| Cluster Title/Federal Grantor/Program | Type | Pass-Through Grantor | Award Identifier | CFDA Number | CFDA Program Title | Federal Expenditures | Subrecipient |
|--|--------|----------------------|--------------------|-------------|--|----------------------|--------------|
| Health and Human Services, Department of | Direct | | 2 R01 NS058585-06 | 93.853 | Extramural Research Programs in the Neurosciences and Neurological Disorders | 148,154 | - |
| Health and Human Services, Department of | Direct | | 2 U10 NS044504-11 | 93.853 | Extramural Research Programs in the Neurosciences and Neurological Disorders | (8,511) | - |
| Health and Human Services, Department of | Direct | | 2R56 NS062853-03A1 | 93.853 | Extramural Research Programs in the Neurosciences and Neurological Disorders | 972 | - |
| Health and Human Services, Department of | Direct | | 5 F31 NS077780-02 | 93.853 | Extramural Research Programs in the Neurosciences and Neurological Disorders | (6,515) | - |
| Health and Human Services, Department of | Direct | | 5 F31 NS077810-04 | 93.853 | Extramural Research Programs in the Neurosciences and Neurological Disorders | 36,547 | - |
| Health and Human Services, Department of | Direct | | 5 F31 NS081852-02 | 93.853 | Extramural Research Programs in the Neurosciences and Neurological Disorders | 46,512 | - |
| Health and Human Services, Department of | Direct | | 5 F31 NS082027-03 | 93.853 | Extramural Research Programs in the Neurosciences and Neurological Disorders | 31,244 | - |
| Health and Human Services, Department of | Direct | | 5 F31 NS083167-03 | 93.853 | Extramural Research Programs in the Neurosciences and Neurological Disorders | 37,181 | - |
| Health and Human Services, Department of | Direct | | 5 F31 NS087883-02 | 93.853 | Extramural Research Programs in the Neurosciences and Neurological Disorders | 36,732 | - |
| Health and Human Services, Department of | Direct | | 5 F32 NS089124-02 | 93.853 | Extramural Research Programs in the Neurosciences and Neurological Disorders | 49,641 | - |
| Health and Human Services, Department of | Direct | | 5 K08 NS069783-05 | 93.853 | Extramural Research Programs in the Neurosciences and Neurological Disorders | 207,208 | - |
| Health and Human Services, Department of | Direct | | 5 K08 NS069809-04 | 93.853 | Extramural Research Programs in the Neurosciences and Neurological Disorders | 157,241 | - |
| Health and Human Services, Department of | Direct | | 5 K08 NS072158-05 | 93.853 | Extramural Research Programs in the Neurosciences and Neurological Disorders | 134,483 | - |
| Health and Human Services, Department of | Direct | | 5 K08 NS072183-03 | 93.853 | Extramural Research Programs in the Neurosciences and Neurological Disorders | 174,871 | - |
| Health and Human Services, Department of | Direct | | 5 K08 NS072233-06 | 93.853 | Extramural Research Programs in the Neurosciences and Neurological Disorders | 185,405 | - |
| Health and Human Services, Department of | Direct | | 5 K08 NS082597-03 | 93.853 | Extramural Research Programs in the Neurosciences and Neurological Disorders | 176,809 | - |
| Health and Human Services, Department of | Direct | | 5 K23 NS062946-05 | 93.853 | Extramural Research Programs in the Neurosciences and Neurological Disorders | 38,637 | - |
| Health and Human Services, Department of | Direct | | 5 K23 NS072279-05 | 93.853 | Extramural Research Programs in the Neurosciences and Neurological Disorders | 171,108 | - |
| Health and Human Services, Department of | Direct | | 5 K23 NS073685-05 | 93.853 | Extramural Research Programs in the Neurosciences and Neurological Disorders | 160,273 | 15,000 |
| Health and Human Services, Department of | Direct | | 5 K23 NS079417-03 | 93.853 | Extramural Research Programs in the Neurosciences and Neurological Disorders | 181,690 | - |
| Health and Human Services, Department of | Direct | | 5 P01 NS015655-30 | 93.853 | Extramural Research Programs in the Neurosciences and Neurological Disorders | 2,526 | - |
| Health and Human Services, Department of | Direct | | 5 R01 NS034509-18 | 93.853 | Extramural Research Programs in the Neurosciences and Neurological Disorders | 422,378 | 31,799 |
| Health and Human Services, Department of | Direct | | 5 R01 NS034709-17 | 93.853 | Extramural Research Programs in the Neurosciences and Neurological Disorders | (70,535) | - |
| Health and Human Services, Department of | Direct | | 5 R01 NS038712-16 | 93.853 | Extramural Research Programs in the Neurosciences and Neurological Disorders | 234,426 | - |
| Health and Human Services, Department of | Direct | | 5 R01 NS038850-12 | 93.853 | Extramural Research Programs in the Neurosciences and Neurological Disorders | (36) | - |
| Health and Human Services, Department of | Direct | | 5 R01 NS038916-15 | 93.853 | Extramural Research Programs in the Neurosciences and Neurological Disorders | (1,419) | - |
| Health and Human Services, Department of | Direct | | 5 R01 NS038916-17 | 93.853 | Extramural Research Programs in the Neurosciences and Neurological Disorders | 675,983 | - |
| Health and Human Services, Department of | Direct | | 5 R01 NS047332-09 | 93.853 | Extramural Research Programs in the Neurosciences and Neurological Disorders | 187,057 | - |
| Health and Human Services, Department of | Direct | | 5 R01 NS055746-09 | 93.853 | Extramural Research Programs in the Neurosciences and Neurological Disorders | 273,278 | 32,925 |
| Health and Human Services, Department of | Direct | | 5 R01 NS057670-05 | 93.853 | Extramural Research Programs in the Neurosciences and Neurological Disorders | 119,167 | - |
| Health and Human Services, Department of | Direct | | 5 R01 NS057711-06 | 93.853 | Extramural Research Programs in the Neurosciences and Neurological Disorders | 295,526 | - |
| Health and Human Services, Department of | Direct | | 5 R01 NS058576-05 | 93.853 | Extramural Research Programs in the Neurosciences and Neurological Disorders | 12,273 | - |
| Health and Human Services, Department of | Direct | | 5 R01 NS058585-05 | 93.853 | Extramural Research Programs in the Neurosciences and Neurological Disorders | (26,406) | - |
| Health and Human Services, Department of | Direct | | 5 R01 NS061107-06 | 93.853 | Extramural Research Programs in the Neurosciences and Neurological Disorders | 146,931 | - |
| Health and Human Services, Department of | Direct | | 5 R01 NS062675-05 | 93.853 | Extramural Research Programs in the Neurosciences and Neurological Disorders | 50,284 | - |
| Health and Human Services, Department of | Direct | | 5 R01 NS062792-07 | 93.853 | Extramural Research Programs in the Neurosciences and Neurological Disorders | 300,520 | - |
| Health and Human Services, Department of | Direct | | 5 R01 NS062816-05 | 93.853 | Extramural Research Programs in the Neurosciences and Neurological Disorders | 135,365 | - |
| Health and Human Services, Department of | Direct | | 5 R01 NS063967-07 | 93.853 | Extramural Research Programs in the Neurosciences and Neurological Disorders | 437,068 | - |

The University of Michigan
Schedule of Expenditures of Federal Awards
For the Year Ended June 30, 2015

| Cluster Title/Federal Grantor/Program | Type | Pass-Through Grantor | Award Identifier | CFDA Number | CFDA Program Title | Federal Expenditures | Subrecipient |
|--|--------|----------------------|-------------------|-------------|--|----------------------|--------------|
| Health and Human Services, Department of | Direct | | 5 R01 NS064015-07 | 93.853 | Extramural Research Programs in the Neurosciences and Neurological Disorders | 488,887 | - |
| Health and Human Services, Department of | Direct | | 5 R01 NS064245-05 | 93.853 | Extramural Research Programs in the Neurosciences and Neurological Disorders | 8,541 | - |
| Health and Human Services, Department of | Direct | | 5 R01 NS064973-05 | 93.853 | Extramural Research Programs in the Neurosciences and Neurological Disorders | 194,289 | - |
| Health and Human Services, Department of | Direct | | 5 R01 NS065450-05 | 93.853 | Extramural Research Programs in the Neurosciences and Neurological Disorders | 249,567 | - |
| Health and Human Services, Department of | Direct | | 5 R01 NS066652-04 | 93.853 | Extramural Research Programs in the Neurosciences and Neurological Disorders | 334,884 | - |
| Health and Human Services, Department of | Direct | | 5 R01 NS069700-04 | 93.853 | Extramural Research Programs in the Neurosciences and Neurological Disorders | 169,968 | - |
| Health and Human Services, Department of | Direct | | 5 R01 NS069844-04 | 93.853 | Extramural Research Programs in the Neurosciences and Neurological Disorders | 136,776 | - |
| Health and Human Services, Department of | Direct | | 5 R01 NS070856-05 | 93.853 | Extramural Research Programs in the Neurosciences and Neurological Disorders | 262,856 | - |
| Health and Human Services, Department of | Direct | | 5 R01 NS070941-05 | 93.853 | Extramural Research Programs in the Neurosciences and Neurological Disorders | 632,530 | 7,366 |
| Health and Human Services, Department of | Direct | | 5 R01 NS073595-04 | 93.853 | Extramural Research Programs in the Neurosciences and Neurological Disorders | 377,224 | - |
| Health and Human Services, Department of | Direct | | 5 R01 NS073649-05 | 93.853 | Extramural Research Programs in the Neurosciences and Neurological Disorders | 360,969 | - |
| Health and Human Services, Department of | Direct | | 5 R01 NS073748-05 | 93.853 | Extramural Research Programs in the Neurosciences and Neurological Disorders | 312,845 | - |
| Health and Human Services, Department of | Direct | | 5 R01 NS074387-06 | 93.853 | Extramural Research Programs in the Neurosciences and Neurological Disorders | 292,897 | - |
| Health and Human Services, Department of | Direct | | 5 R01 NS075066-04 | 93.853 | Extramural Research Programs in the Neurosciences and Neurological Disorders | 277,309 | 84,244 |
| Health and Human Services, Department of | Direct | | 5 R01 NS076752-04 | 93.853 | Extramural Research Programs in the Neurosciences and Neurological Disorders | 423,700 | - |
| Health and Human Services, Department of | Direct | | 5 R01 NS077730-03 | 93.853 | Extramural Research Programs in the Neurosciences and Neurological Disorders | 442,466 | - |
| Health and Human Services, Department of | Direct | | 5 R01 NS077914-04 | 93.853 | Extramural Research Programs in the Neurosciences and Neurological Disorders | 287,332 | - |
| Health and Human Services, Department of | Direct | | 5 R01 NS077933-03 | 93.853 | Extramural Research Programs in the Neurosciences and Neurological Disorders | 364,842 | - |
| Health and Human Services, Department of | Direct | | 5 R01 NS077946-04 | 93.853 | Extramural Research Programs in the Neurosciences and Neurological Disorders | 696,492 | 316,324 |
| Health and Human Services, Department of | Direct | | 5 R01 NS078435-04 | 93.853 | Extramural Research Programs in the Neurosciences and Neurological Disorders | 468,726 | 256,709 |
| Health and Human Services, Department of | Direct | | 5 R01 NS078560-04 | 93.853 | Extramural Research Programs in the Neurosciences and Neurological Disorders | 486,078 | - |
| Health and Human Services, Department of | Direct | | 5 R01 NS079157-04 | 93.853 | Extramural Research Programs in the Neurosciences and Neurological Disorders | 336,406 | - |
| Health and Human Services, Department of | Direct | | 5 R01 NS079639-04 | 93.853 | Extramural Research Programs in the Neurosciences and Neurological Disorders | 394,572 | - |
| Health and Human Services, Department of | Direct | | 5 R01 NS081281-03 | 93.853 | Extramural Research Programs in the Neurosciences and Neurological Disorders | 350,889 | 46,939 |
| Health and Human Services, Department of | Direct | | 5 R01 NS082304-02 | 93.853 | Extramural Research Programs in the Neurosciences and Neurological Disorders | 355,986 | - |
| Health and Human Services, Department of | Direct | | 5 R01 NS082311-03 | 93.853 | Extramural Research Programs in the Neurosciences and Neurological Disorders | 287,813 | - |
| Health and Human Services, Department of | Direct | | 5 R01 NS085054-03 | 93.853 | Extramural Research Programs in the Neurosciences and Neurological Disorders | 468,987 | 23,918 |
| Health and Human Services, Department of | Direct | | 5 R01 NS086810-02 | 93.853 | Extramural Research Programs in the Neurosciences and Neurological Disorders | 347,708 | - |
| Health and Human Services, Department of | Direct | | 5 R03 NS084006-02 | 93.853 | Extramural Research Programs in the Neurosciences and Neurological Disorders | 62,363 | - |
| Health and Human Services, Department of | Direct | | 5 R21 NS075553-02 | 93.853 | Extramural Research Programs in the Neurosciences and Neurological Disorders | (9,092) | - |
| Health and Human Services, Department of | Direct | | 5 R21 NS078761-02 | 93.853 | Extramural Research Programs in the Neurosciences and Neurological Disorders | 16,504 | - |
| Health and Human Services, Department of | Direct | | 5 R21 NS079633-02 | 93.853 | Extramural Research Programs in the Neurosciences and Neurological Disorders | 44,448 | - |
| Health and Human Services, Department of | Direct | | 5 R21 NS082212-02 | 93.853 | Extramural Research Programs in the Neurosciences and Neurological Disorders | 183,252 | - |
| Health and Human Services, Department of | Direct | | 5 R21 NS084049-02 | 93.853 | Extramural Research Programs in the Neurosciences and Neurological Disorders | 179,976 | - |
| Health and Human Services, Department of | Direct | | 5 R21 NS084081-02 | 93.853 | Extramural Research Programs in the Neurosciences and Neurological Disorders | 209,933 | 29,070 |
| Health and Human Services, Department of | Direct | | 5 R21 NS084275-02 | 93.853 | Extramural Research Programs in the Neurosciences and Neurological Disorders | 174,588 | - |
| Health and Human Services, Department of | Direct | | 5 R21 NS088302-02 | 93.853 | Extramural Research Programs in the Neurosciences and Neurological Disorders | 154,070 | - |
| Health and Human Services, Department of | Direct | | 5 R25 NS088248-02 | 93.853 | Extramural Research Programs in the Neurosciences and Neurological Disorders | 300,709 | 63,921 |

The University of Michigan
Schedule of Expenditures of Federal Awards
For the Year Ended June 30, 2015

| Cluster Title/Federal Grantor/Program | Type | Pass-Through Grantor | Award Identifier | CFDA Number | CFDA Program Title | Federal Expenditures | Subrecipient |
|--|--------------|--|---------------------|-------------|--|----------------------|--------------|
| Health and Human Services, Department of | Direct | | 5 U01 NS056975-10 | 93.853 | Extramural Research Programs in the Neurosciences and Neurological Disorders | 2,589,276 | 38,865 |
| Health and Human Services, Department of | Direct | | 5 U01 NS069378-03 | 93.853 | Extramural Research Programs in the Neurosciences and Neurological Disorders | 624,560 | 216,322 |
| Health and Human Services, Department of | Direct | | 5 U10 NS086526-02 | 93.853 | Extramural Research Programs in the Neurosciences and Neurological Disorders | 294,392 | - |
| Health and Human Services, Department of | Direct | | 5R01NS062770-04 | 93.853 | Extramural Research Programs in the Neurosciences and Neurological Disorders | 21,986 | 6,149 |
| Health and Human Services, Department of | Direct | | 7 R01 NS054193-06 | 93.853 | Extramural Research Programs in the Neurosciences and Neurological Disorders | (759) | - |
| Health and Human Services, Department of | Direct | | 7 U01 NS052465-05 | 93.853 | Extramural Research Programs in the Neurosciences and Neurological Disorders | (2,672) | - |
| Health and Human Services, Department of | Direct | | R5 R21 NS073686-02 | 93.853 | Extramural Research Programs in the Neurosciences and Neurological Disorders | 260 | - |
| Health and Human Services, Department of | Direct | | T32 NS007222 | 93.853 | Extramural Research Programs in the Neurosciences and Neurological Disorders | 339,609 | - |
| Health and Human Services, Department of | Direct | | T32 NS076401 | 93.853 | Extramural Research Programs in the Neurosciences and Neurological Disorders | 179,781 | - |
| Health and Human Services, Department of | Pass-Through | Arizona State University | 12-751 | 93.853 | Extramural Research Programs in the Neurosciences and Neurological Disorders | 4,470 | - |
| Health and Human Services, Department of | Pass-Through | Baylor College of Medicine | 101706744 | 93.853 | Extramural Research Programs in the Neurosciences and Neurological Disorders | 16,254 | - |
| Health and Human Services, Department of | Pass-Through | Columbia University | 2 (GG010270-01) | 93.853 | Extramural Research Programs in the Neurosciences and Neurological Disorders | 3,169 | - |
| Health and Human Services, Department of | Pass-Through | Columbia University | 5-38337 | 93.853 | Extramural Research Programs in the Neurosciences and Neurological Disorders | 54,460 | - |
| Health and Human Services, Department of | Pass-Through | Emory University | S852866 | 93.853 | Extramural Research Programs in the Neurosciences and Neurological Disorders | 793,821 | - |
| Health and Human Services, Department of | Pass-Through | Emory University | T026688 | 93.853 | Extramural Research Programs in the Neurosciences and Neurological Disorders | 705 | - |
| Health and Human Services, Department of | Pass-Through | Emory University | T282377 | 93.853 | Extramural Research Programs in the Neurosciences and Neurological Disorders | 47,831 | - |
| Health and Human Services, Department of | Pass-Through | Loma Linda University | 2120333-UM | 93.853 | Extramural Research Programs in the Neurosciences and Neurological Disorders | 13,097 | - |
| Health and Human Services, Department of | Pass-Through | Mayo Clinic | 2 P01 NS044233-06A2 | 93.853 | Extramural Research Programs in the Neurosciences and Neurological Disorders | 225,935 | - |
| Health and Human Services, Department of | Pass-Through | Temple University | 360908-05430-02 | 93.853 | Extramural Research Programs in the Neurosciences and Neurological Disorders | 64,406 | - |
| Health and Human Services, Department of | Pass-Through | Temple University | 361027-04800-02 | 93.853 | Extramural Research Programs in the Neurosciences and Neurological Disorders | 312,143 | - |
| Health and Human Services, Department of | Pass-Through | University of California - San Francisco | 4911sc | 93.853 | Extramural Research Programs in the Neurosciences and Neurological Disorders | 6,073 | - |
| Health and Human Services, Department of | Pass-Through | University of California - San Francisco | 7935sc | 93.853 | Extramural Research Programs in the Neurosciences and Neurological Disorders | 29,295 | - |
| Health and Human Services, Department of | Pass-Through | University of California - San Francisco | 7938sc | 93.853 | Extramural Research Programs in the Neurosciences and Neurological Disorders | 185,814 | - |
| Health and Human Services, Department of | Pass-Through | University of Miami, Florida, The | M165251 | 93.853 | Extramural Research Programs in the Neurosciences and Neurological Disorders | 17,204 | - |
| Health and Human Services, Department of | Pass-Through | University of Minnesota | N003439222 | 93.853 | Extramural Research Programs in the Neurosciences and Neurological Disorders | 659,282 | - |
| Health and Human Services, Department of | Pass-Through | University of Virginia | GC12107-138778 | 93.853 | Extramural Research Programs in the Neurosciences and Neurological Disorders | 1,999,539 | - |
| Health and Human Services, Department of | Pass-Through | University of Wisconsin | 557K675 | 93.853 | Extramural Research Programs in the Neurosciences and Neurological Disorders | 25,606 | - |
| Health and Human Services, Department of | Direct | | 1 K23AI108951-01 | 93.855 | Allergy and Infectious Diseases Research | \$ 87,555 | \$ - |
| Health and Human Services, Department of | Direct | | 1 R01 AI096962-04 | 93.855 | Allergy and Infectious Diseases Research | 436,069 | - |
| Health and Human Services, Department of | Direct | | 1 R01 AI099065-02 | 93.855 | Allergy and Infectious Diseases Research | 10,640 | - |
| Health and Human Services, Department of | Direct | | 1 R01 AI117229-01 | 93.855 | Allergy and Infectious Diseases Research | 243,808 | - |
| Health and Human Services, Department of | Direct | | 1 R03 AI109204-02 | 93.855 | Allergy and Infectious Diseases Research | 72,962 | - |
| Health and Human Services, Department of | Direct | | 1 R03 AI105029-02 | 93.855 | Allergy and Infectious Diseases Research | 123,396 | - |
| Health and Human Services, Department of | Direct | | 1 R21 AI099497-02 | 93.855 | Allergy and Infectious Diseases Research | 19,593 | - |
| Health and Human Services, Department of | Direct | | 1 R21 AI110907-01A1 | 93.855 | Allergy and Infectious Diseases Research | 37,007 | - |
| Health and Human Services, Department of | Direct | | 1 R21 AI111182-01 | 93.855 | Allergy and Infectious Diseases Research | 170,629 | - |
| Health and Human Services, Department of | Direct | | 1 R21 AI114220-01A1 | 93.855 | Allergy and Infectious Diseases Research | 33,945 | - |
| Health and Human Services, Department of | Direct | | 1 R21 AI116158-01 | 93.855 | Allergy and Infectious Diseases Research | 136,134 | - |
| Health and Human Services, Department of | Direct | | 1 R21 AI116416-01A1 | 93.855 | Allergy and Infectious Diseases Research | 35,457 | - |
| Health and Human Services, Department of | Direct | | 1 R56 AI097240-01A1 | 93.855 | Allergy and Infectious Diseases Research | 65,512 | - |
| Health and Human Services, Department of | Direct | | 1 R56 AI103266-01 | 93.855 | Allergy and Infectious Diseases Research | 220,990 | - |
| Health and Human Services, Department of | Direct | | 1 U19 AI115482-01 | 93.855 | Allergy and Infectious Diseases Research | 174,594 | - |
| Health and Human Services, Department of | Direct | | 2 R01 AI036302-16A1 | 93.855 | Allergy and Infectious Diseases Research | 490,490 | - |
| Health and Human Services, Department of | Direct | | 2 R01 AI059722-10 | 93.855 | Allergy and Infectious Diseases Research | 1,849 | - |
| Health and Human Services, Department of | Direct | | 2 R56 AI051192-09A1 | 93.855 | Allergy and Infectious Diseases Research | 199,184 | - |
| Health and Human Services, Department of | Direct | | 2 R56 AI073847-06A1 | 93.855 | Allergy and Infectious Diseases Research | 143,787 | - |
| Health and Human Services, Department of | Direct | | 2R56-AI065543-06 | 93.855 | Allergy and Infectious Diseases Research | 14,312 | 4,460 |
| Health and Human Services, Department of | Direct | | 5 F31 AI108086-02 | 93.855 | Allergy and Infectious Diseases Research | 34,672 | - |
| Health and Human Services, Department of | Direct | | 5 F32 AI102552-03 | 93.855 | Allergy and Infectious Diseases Research | 51,840 | - |

The University of Michigan
Schedule of Expenditures of Federal Awards
For the Year Ended June 30, 2015

| Cluster Title/Federal Grantor/Program | Type | Pass-Through Grantor | Award Identifier | CFDA Number | CFDA Program Title | Federal Expenditures | Subrecipient |
|--|--------------|---|------------------------------|-------------|--|----------------------|--------------|
| Health and Human Services, Department of | Direct | | 5 F32 AI106189-02 | 93.855 | Allergy and Infectious Diseases Research | 5,018 | - |
| Health and Human Services, Department of | Direct | | 5 K22 AI097291-02 | 93.855 | Allergy and Infectious Diseases Research | 22,982 | - |
| Health and Human Services, Department of | Direct | | 5 K23 AI091623-05 | 93.855 | Allergy and Infectious Diseases Research | 143,399 | - |
| Health and Human Services, Department of | Direct | | 5 R01 AI043460-13 | 93.855 | Allergy and Infectious Diseases Research | (6,781) | - |
| Health and Human Services, Department of | Direct | | 5 R01 AI044076-15 | 93.855 | Allergy and Infectious Diseases Research | 85,666 | - |
| Health and Human Services, Department of | Direct | | 5 R01 AI044115-14 | 93.855 | Allergy and Infectious Diseases Research | 5,084 | - |
| Health and Human Services, Department of | Direct | | 5 R01 AI044115-16 | 93.855 | Allergy and Infectious Diseases Research | 308,401 | - |
| Health and Human Services, Department of | Direct | | 5 R01 AI045125-15 | 93.855 | Allergy and Infectious Diseases Research | 206,028 | - |
| Health and Human Services, Department of | Direct | | 5 R01 AI046675-16 | 93.855 | Allergy and Infectious Diseases Research | 421,516 | - |
| Health and Human Services, Department of | Direct | | 5 R01 AI046998-14 | 93.855 | Allergy and Infectious Diseases Research | 57,992 | - |
| Health and Human Services, Department of | Direct | | 5 R01 AI050038-11 | 93.855 | Allergy and Infectious Diseases Research | 18,694 | 12,280 |
| Health and Human Services, Department of | Direct | | 5 R01 AI059722-09 | 93.855 | Allergy and Infectious Diseases Research | 343,455 | - |
| Health and Human Services, Department of | Direct | | 5 R01 AI060584-09 | 93.855 | Allergy and Infectious Diseases Research | (2,213) | - |
| Health and Human Services, Department of | Direct | | 5 R01 AI063058-09 | 93.855 | Allergy and Infectious Diseases Research | 148,864 | - |
| Health and Human Services, Department of | Direct | | 5 R01 AI063263-05 | 93.855 | Allergy and Infectious Diseases Research | (28,268) | - |
| Health and Human Services, Department of | Direct | | 5 R01 AI063331-10 | 93.855 | Allergy and Infectious Diseases Research | 338,672 | - |
| Health and Human Services, Department of | Direct | | 5 R01 AI064296-09 | 93.855 | Allergy and Infectious Diseases Research | 368,737 | - |
| Health and Human Services, Department of | Direct | | 5 R01 AI071727-08 | 93.855 | Allergy and Infectious Diseases Research | 522,465 | - |
| Health and Human Services, Department of | Direct | | 5 R01 AI073677-05 | 93.855 | Allergy and Infectious Diseases Research | 89,334 | 2,435 |
| Health and Human Services, Department of | Direct | | 5 R01 AI075284-05 | 93.855 | Allergy and Infectious Diseases Research | (225) | - |
| Health and Human Services, Department of | Direct | | 5 R01 AI078752-05 | 93.855 | Allergy and Infectious Diseases Research | 13 | - |
| Health and Human Services, Department of | Direct | | 5 R01 AI080611-04 | 93.855 | Allergy and Infectious Diseases Research | 46,639 | - |
| Health and Human Services, Department of | Direct | | 5 R01 AI083252-05 | 93.855 | Allergy and Infectious Diseases Research | 126,325 | - |
| Health and Human Services, Department of | Direct | | 5 R01 AI083334-05 | 93.855 | Allergy and Infectious Diseases Research | 349,407 | 8,651 |
| Health and Human Services, Department of | Direct | | 5 R01 AI083642-05 | 93.855 | Allergy and Infectious Diseases Research | 500,292 | - |
| Health and Human Services, Department of | Direct | | 5 R01 AI089417-05 | 93.855 | Allergy and Infectious Diseases Research | 936,877 | - |
| Health and Human Services, Department of | Direct | | 5 R01 AI091627-05 | 93.855 | Allergy and Infectious Diseases Research | 270,753 | - |
| Health and Human Services, Department of | Direct | | 5 R01 AI091721-05 | 93.855 | Allergy and Infectious Diseases Research | 472,723 | - |
| Health and Human Services, Department of | Direct | | 5 R01 AI094563-05 | 93.855 | Allergy and Infectious Diseases Research | 333,729 | 98,314 |
| Health and Human Services, Department of | Direct | | 5 R01 AI094642-07 | 93.855 | Allergy and Infectious Diseases Research | 378,129 | - |
| Health and Human Services, Department of | Direct | | 5 R01 AI097134-03 | 93.855 | Allergy and Infectious Diseases Research | 416,320 | 20,314 |
| Health and Human Services, Department of | Direct | | 5 R01 AI0971500-04 | 93.855 | Allergy and Infectious Diseases Research | 458,484 | 75,000 |
| Health and Human Services, Department of | Direct | | 5 R01 AI101155-04 | 93.855 | Allergy and Infectious Diseases Research | 262,587 | - |
| Health and Human Services, Department of | Direct | | 5 R01 AI101285-03 | 93.855 | Allergy and Infectious Diseases Research | 358,822 | - |
| Health and Human Services, Department of | Direct | | 5 R01 AI106806-02 | 93.855 | Allergy and Infectious Diseases Research | 360,873 | - |
| Health and Human Services, Department of | Direct | | 5 R21 AI088543-02 | 93.855 | Allergy and Infectious Diseases Research | (28,616) | - |
| Health and Human Services, Department of | Direct | | 5 R21 AI095022-02 | 93.855 | Allergy and Infectious Diseases Research | (12,262) | - |
| Health and Human Services, Department of | Direct | | 5 R21 AI097099-02 | 93.855 | Allergy and Infectious Diseases Research | 121,555 | - |
| Health and Human Services, Department of | Direct | | 5 R21 AI097893-02 | 93.855 | Allergy and Infectious Diseases Research | (1,526) | - |
| Health and Human Services, Department of | Direct | | 5 R21 AI099984-02 | 93.855 | Allergy and Infectious Diseases Research | (33,497) | (127) |
| Health and Human Services, Department of | Direct | | 5 R21 AI101777-02 | 93.855 | Allergy and Infectious Diseases Research | (24,012) | - |
| Health and Human Services, Department of | Direct | | 5 R21 AI102106-02 | 93.855 | Allergy and Infectious Diseases Research | 4,580 | - |
| Health and Human Services, Department of | Direct | | 5 R21 AI103364-02 | 93.855 | Allergy and Infectious Diseases Research | 220,087 | 34,300 |
| Health and Human Services, Department of | Direct | | 5 R21 AI103452-02 | 93.855 | Allergy and Infectious Diseases Research | 199,770 | - |
| Health and Human Services, Department of | Direct | | 5 R21 AI103961-02 | 93.855 | Allergy and Infectious Diseases Research | 136,605 | 13,132 |
| Health and Human Services, Department of | Direct | | 5 R21 AI105167-02 | 93.855 | Allergy and Infectious Diseases Research | 149,631 | - |
| Health and Human Services, Department of | Direct | | 5 R21 AI105362-02 | 93.855 | Allergy and Infectious Diseases Research | 230,411 | - |
| Health and Human Services, Department of | Direct | | 5 R21 AI107184-02 | 93.855 | Allergy and Infectious Diseases Research | 75,888 | - |
| Health and Human Services, Department of | Direct | | 5 R21 AI109791-02 | 93.855 | Allergy and Infectious Diseases Research | 275,299 | - |
| Health and Human Services, Department of | Direct | | 5 R21-AI107421-02 | 93.855 | Allergy and Infectious Diseases Research | 136,988 | 54,332 |
| Health and Human Services, Department of | Direct | | 5 R33AI102106-04 | 93.855 | Allergy and Infectious Diseases Research | 387,375 | - |
| Health and Human Services, Department of | Direct | | 5 U19 AI090871-05 | 93.855 | Allergy and Infectious Diseases Research | 1,464,785 | 26,733 |
| Health and Human Services, Department of | Direct | | 5 U19 AI110502-02 | 93.855 | Allergy and Infectious Diseases Research | 596,208 | - |
| Health and Human Services, Department of | Direct | | 5 UM1 AI110557-02 | 93.855 | Allergy and Infectious Diseases Research | 253,809 | - |
| Health and Human Services, Department of | Direct | | 5R01-AI105068-02 | 93.855 | Allergy and Infectious Diseases Research | 302,285 | - |
| Health and Human Services, Department of | Direct | | 5R21 AI116190-02 | 93.855 | Allergy and Infectious Diseases Research | 128,480 | - |
| Health and Human Services, Department of | Direct | | 5U01AI088671-03 | 93.855 | Allergy and Infectious Diseases Research | 603,750 | 172,000 |
| Health and Human Services, Department of | Direct | | 7 K08 AI081754-05 | 93.855 | Allergy and Infectious Diseases Research | 2,297 | - |
| Health and Human Services, Department of | Direct | | RA1R21AI09698501A1 | 93.855 | Allergy and Infectious Diseases Research | 36,763 | 7,532 |
| Health and Human Services, Department of | Direct | | T32 AI007413 | 93.855 | Allergy and Infectious Diseases Research | 377,283 | - |
| Health and Human Services, Department of | Direct | | T32 AI007528 | 93.855 | Allergy and Infectious Diseases Research | 7,246 | - |
| Health and Human Services, Department of | Direct | | T32 AI007528 | 93.855 | Allergy and Infectious Diseases Research | 293,139 | - |
| Health and Human Services, Department of | Pass-Through | Benaroya Research Institute at Virginia Mason (BRI) | FY15ITN079 | 93.855 | Allergy and Infectious Diseases Research | 17,614 | - |
| Health and Human Services, Department of | Pass-Through | Carnegie-Mellon University | 1090397-333873 | 93.855 | Allergy and Infectious Diseases Research | 12,558 | - |
| Health and Human Services, Department of | Pass-Through | Duke University | 2033818 | 93.855 | Allergy and Infectious Diseases Research | 32,598 | - |
| Health and Human Services, Department of | Pass-Through | Duke University | 12-NIH-1088 | 93.855 | Allergy and Infectious Diseases Research | 4,501 | - |
| Health and Human Services, Department of | Pass-Through | FHI 360 Headquarters | FCO 104165/ID 0080.0256 | 93.855 | Allergy and Infectious Diseases Research | 10,968 | - |
| Health and Human Services, Department of | Pass-Through | Henry Ford Health System | P01 AI089473 | 93.855 | Allergy and Infectious Diseases Research | 212,398 | - |
| Health and Human Services, Department of | Pass-Through | Johns Hopkins University | 2002228577 | 93.855 | Allergy and Infectious Diseases Research | 18,650 | - |
| Health and Human Services, Department of | Pass-Through | Magee Womens Research Institute | 9281 | 93.855 | Allergy and Infectious Diseases Research | 7,569 | - |
| Health and Human Services, Department of | Pass-Through | Magee Womens Research Institute | 9337 | 93.855 | Allergy and Infectious Diseases Research | 16,799 | - |
| Health and Human Services, Department of | Pass-Through | Magee Womens Research Institute | 9380 | 93.855 | Allergy and Infectious Diseases Research | 10,514 | - |
| Health and Human Services, Department of | Pass-Through | Michigan State University | 61-0860UM Prm#1U19AI08968301 | 93.855 | Allergy and Infectious Diseases Research | 62,500 | - |
| Health and Human Services, Department of | Pass-Through | Mount Sinai Medical Center, The | 0255-1359-4609 | 93.855 | Allergy and Infectious Diseases Research | 28,637 | - |
| Health and Human Services, Department of | Pass-Through | Portland State University | Index 203645/201REY321 | 93.855 | Allergy and Infectious Diseases Research | 115,318 | - |
| Health and Human Services, Department of | Pass-Through | Sustainable Sciences Institute | Subaward Agreement | 93.855 | Allergy and Infectious Diseases Research | 11,444 | - |
| Health and Human Services, Department of | Pass-Through | Tufts University | 100610-00001 | 93.855 | Allergy and Infectious Diseases Research | 13,416 | - |

The University of Michigan
Schedule of Expenditures of Federal Awards
For the Year Ended June 30, 2015

| Cluster Title/Federal Grantor/Program | Type | Pass-Through Grantor | Award Identifier | CFDA Number | CFDA Program Title | Federal Expenditures | Subrecipient |
|--|--------------|---|----------------------|-------------|--|----------------------|--------------|
| Health and Human Services, Department of | Pass-Through | University of Alabama at Birmingham (UAB) | 0000421524-005 | 93.855 | Allergy and Infectious Diseases Research | 43,874 | - |
| Health and Human Services, Department of | Pass-Through | University of California - Berkeley | 00008545 | 93.855 | Allergy and Infectious Diseases Research | 69,528 | - |
| Health and Human Services, Department of | Pass-Through | University of California - San Francisco | 8246SC | 93.855 | Allergy and Infectious Diseases Research | 183,145 | - |
| Health and Human Services, Department of | Pass-Through | University of California - San Francisco | 8506sc | 93.855 | Allergy and Infectious Diseases Research | 55,184 | - |
| Health and Human Services, Department of | Pass-Through | University of California - San Francisco | 8507sc | 93.855 | Allergy and Infectious Diseases Research | 106,551 | - |
| Health and Human Services, Department of | Pass-Through | University of California - San Francisco | Subaward 7196sc | 93.855 | Allergy and Infectious Diseases Research | 45,706 | - |
| Health and Human Services, Department of | Pass-Through | University of California-San Diego | 56811375 | 93.855 | Allergy and Infectious Diseases Research | 31,340 | - |
| Health and Human Services, Department of | Pass-Through | University of Chicago | FP000607 | 93.855 | Allergy and Infectious Diseases Research | (3,514) | - |
| Health and Human Services, Department of | Pass-Through | University of Rochester | 416587 | 93.855 | Allergy and Infectious Diseases Research | 4,053 | - |
| Health and Human Services, Department of | Pass-Through | University of Rochester | 415740-G | 93.855 | Allergy and Infectious Diseases Research | 168,990 | - |
| Health and Human Services, Department of | Pass-Through | Vanderbilt University | VUMC 43731 | 93.855 | Allergy and Infectious Diseases Research | 35,485 | - |
| Health and Human Services, Department of | Pass-Through | VLP Biotech, Inc | R41AII06153 | 93.855 | Allergy and Infectious Diseases Research | 78,395 | - |
| | | | | | | \$ 18,423,760 | \$ 529,356 |
| Health and Human Services, Department of | Direct | | 5 K23 HD058797-05 | 93.856 | Microbiology and Infectious Diseases Research | \$ (642) | \$ - |
| | | | | | National Collaboration to Support Health, Wellness and | | |
| Health and Human Services, Department of | Pass-Through | University of Georgia | RR551-575/S000389 | 93.858 | Academic Success of School-Age Children | \$ 45,372 | \$ - |
| Health and Human Services, Department of | Direct | | 1 F32 GM102980 -02 | 93.859 | Biomedical Research and Research Training | \$ 9,259 | \$ - |
| Health and Human Services, Department of | Direct | | 1 F32 GM108298-02 | 93.859 | Biomedical Research and Research Training | 47,283 | - |
| Health and Human Services, Department of | Direct | | 1 F32 GM110870-01A1 | 93.859 | Biomedical Research and Research Training | 19,729 | - |
| Health and Human Services, Department of | Direct | | 1 F32 GM112317-01 | 93.859 | Biomedical Research and Research Training | 43,077 | - |
| Health and Human Services, Department of | Direct | | 1 F32 GM112339-01A1 | 93.859 | Biomedical Research and Research Training | 9,052 | - |
| Health and Human Services, Department of | Direct | | 1 F32 GM113297-01 | 93.859 | Biomedical Research and Research Training | 20,907 | - |
| Health and Human Services, Department of | Direct | | 1 K08 GM109105-01 | 93.859 | Biomedical Research and Research Training | 183,770 | - |
| Health and Human Services, Department of | Direct | | 1 K23 GM104354-01A1 | 93.859 | Biomedical Research and Research Training | 107,887 | - |
| Health and Human Services, Department of | Direct | | 1 R01 GM102236-03 | 93.859 | Biomedical Research and Research Training | 207,581 | - |
| Health and Human Services, Department of | Direct | | 1 R01 GM102829-03 | 93.859 | Biomedical Research and Research Training | 498,318 | 162,641 |
| Health and Human Services, Department of | Direct | | 1 R01 GM105920-02 | 93.859 | Biomedical Research and Research Training | 240,064 | - |
| Health and Human Services, Department of | Direct | | 1 R01 GM107312-03 | 93.859 | Biomedical Research and Research Training | 301,242 | - |
| Health and Human Services, Department of | Direct | | 1 R01 GM108722-01A1 | 93.859 | Biomedical Research and Research Training | 170,964 | - |
| Health and Human Services, Department of | Direct | | 1 R01 GM110019-01A1 | 93.859 | Biomedical Research and Research Training | 67,843 | - |
| Health and Human Services, Department of | Direct | | 1 R01 GM110215 01 | 93.859 | Biomedical Research and Research Training | 202,651 | 23,384 |
| Health and Human Services, Department of | Direct | | 1 R01 GM110289-01 | 93.859 | Biomedical Research and Research Training | 340,490 | - |
| Health and Human Services, Department of | Direct | | 1 R01 GM111305-01A1 | 93.859 | Biomedical Research and Research Training | 65,869 | - |
| Health and Human Services, Department of | Direct | | 1 R01 GM113722-01 | 93.859 | Biomedical Research and Research Training | 37,648 | - |
| Health and Human Services, Department of | Direct | | 1 R21 GM114852-01 | 93.859 | Biomedical Research and Research Training | 220,197 | - |
| Health and Human Services, Department of | Direct | | 1R01 GM107146-01A1 | 93.859 | Biomedical Research and Research Training | 82,298 | - |
| Health and Human Services, Department of | Direct | | 1R01GM106180-02 | 93.859 | Biomedical Research and Research Training | 278,307 | - |
| Health and Human Services, Department of | Direct | | 1R01GM11005202 | 93.859 | Biomedical Research and Research Training | 281,347 | - |
| Health and Human Services, Department of | Direct | | 1R01GM111476-02 | 93.859 | Biomedical Research and Research Training | 208,573 | - |
| Health and Human Services, Department of | Direct | | 2 R01 GM053396 25 | 93.859 | Biomedical Research and Research Training | 757,077 | - |
| Health and Human Services, Department of | Direct | | 2 R01 GM053396-26 | 93.859 | Biomedical Research and Research Training | 64,505 | - |
| Health and Human Services, Department of | Direct | | 2 R01 GM079533-07 | 93.859 | Biomedical Research and Research Training | 343,754 | - |
| Health and Human Services, Department of | Direct | | 2 R01 GM081702-05A1 | 93.859 | Biomedical Research and Research Training | 254,579 | - |
| Health and Human Services, Department of | Direct | | 2 R01 GM084018-05A1 | 93.859 | Biomedical Research and Research Training | 30,179 | - |
| Health and Human Services, Department of | Direct | | 2 R01 GM09423105 -05 | 93.859 | Biomedical Research and Research Training | 319,390 | - |
| Health and Human Services, Department of | Direct | | 2 R01-GM040602-27 | 93.859 | Biomedical Research and Research Training | 328,767 | - |
| Health and Human Services, Department of | Direct | | 2 R25-GM089637-05 | 93.859 | Biomedical Research and Research Training | 381,150 | 147,752 |
| Health and Human Services, Department of | Direct | | 3 P50 GM103297-03S1 | 93.859 | Biomedical Research and Research Training | 4,524,876 | 3,457,188 |
| Health and Human Services, Department of | Direct | | 4 R00 GM097033-03 | 93.859 | Biomedical Research and Research Training | 145,023 | - |
| Health and Human Services, Department of | Direct | | 5 F31 GM093461-04 | 93.859 | Biomedical Research and Research Training | 7,835 | - |
| Health and Human Services, Department of | Direct | | 5 F32 GM100543-03 | 93.859 | Biomedical Research and Research Training | (2,330) | - |
| Health and Human Services, Department of | Direct | | 5 F32 GM100685 -02 | 93.859 | Biomedical Research and Research Training | 17,260 | - |
| Health and Human Services, Department of | Direct | | 5 F32 GM109479-02 | 93.859 | Biomedical Research and Research Training | 56,915 | - |
| Health and Human Services, Department of | Direct | | 5 F32 GM109771-02 | 93.859 | Biomedical Research and Research Training | 50,789 | - |
| Health and Human Services, Department of | Direct | | 5 F32 GM111095-02 | 93.859 | Biomedical Research and Research Training | 52,617 | - |
| Health and Human Services, Department of | Direct | | 5 P50 GM094503-06 | 93.859 | Biomedical Research and Research Training | 3,370,435 | 1,902,234 |
| Health and Human Services, Department of | Direct | | 5 R00 GM089765-05 | 93.859 | Biomedical Research and Research Training | 142,344 | - |
| Health and Human Services, Department of | Direct | | 5 R00GM087810-04 | 93.859 | Biomedical Research and Research Training | (19,153) | - |
| Health and Human Services, Department of | Direct | | 5 R01 GM024872-37 | 93.859 | Biomedical Research and Research Training | 467,028 | - |
| Health and Human Services, Department of | Direct | | 5 R01 GM029507-31 | 93.859 | Biomedical Research and Research Training | (20,361) | - |
| Health and Human Services, Department of | Direct | | 5 R01 GM035498-19 | 93.859 | Biomedical Research and Research Training | 56,910 | - |
| Health and Human Services, Department of | Direct | | 5 R01 GM037188-24 | 93.859 | Biomedical Research and Research Training | (4,592) | - |
| Health and Human Services, Department of | Direct | | 5 R01 GM037554-26 | 93.859 | Biomedical Research and Research Training | 67,070 | - |
| Health and Human Services, Department of | Direct | | 5 R01 GM040602-25 | 93.859 | Biomedical Research and Research Training | 7,725 | - |
| Health and Human Services, Department of | Direct | | 5 R01 GM049500-17 | 93.859 | Biomedical Research and Research Training | 269,558 | - |
| Health and Human Services, Department of | Direct | | 5 R01 GM050403-20 | 93.859 | Biomedical Research and Research Training | 144,843 | - |
| Health and Human Services, Department of | Direct | | 5 R01 GM055387-17 | 93.859 | Biomedical Research and Research Training | 191,006 | - |
| Health and Human Services, Department of | Direct | | 5 R01 GM057014-18 | 93.859 | Biomedical Research and Research Training | 254,181 | - |
| Health and Human Services, Department of | Direct | | 5 R01 GM060518-13 | 93.859 | Biomedical Research and Research Training | 17,499 | - |
| Health and Human Services, Department of | Direct | | 5 R01 GM061656-12 | 93.859 | Biomedical Research and Research Training | 37,786 | 36,190 |
| Health and Human Services, Department of | Direct | | 5 R01 GM062357-13 | 93.859 | Biomedical Research and Research Training | 169,129 | 46,899 |
| Health and Human Services, Department of | Direct | | 5 R01 GM065372-09 | 93.859 | Biomedical Research and Research Training | 138,128 | - |
| Health and Human Services, Department of | Direct | | 5 R01 GM068848-12 | 93.859 | Biomedical Research and Research Training | 405,911 | - |
| Health and Human Services, Department of | Direct | | 5 R01 GM069438-09 | 93.859 | Biomedical Research and Research Training | 418,294 | 188,698 |
| Health and Human Services, Department of | Direct | | 5 R01 GM070862-09 | 93.859 | Biomedical Research and Research Training | 185,222 | - |
| Health and Human Services, Department of | Direct | | 5 R01 GM072006-09 | 93.859 | Biomedical Research and Research Training | 190,094 | - |
| Health and Human Services, Department of | Direct | | 5 R01 GM073836-10 | 93.859 | Biomedical Research and Research Training | 204,451 | - |

The University of Michigan
Schedule of Expenditures of Federal Awards
For the Year Ended June 30, 2015

| Cluster Title/Federal Grantor/Program | Type | Pass-Through Grantor | Award Identifier | CFDA Number | CFDA Program Title | Federal Expenditures | Subrecipient |
|--|--------|----------------------|---------------------|-------------|---|----------------------|--------------|
| Health and Human Services, Department of | Direct | | 5 R01 GM076177-08 | 93.859 | Biomedical Research and Research Training | 430,675 | 244,471 |
| Health and Human Services, Department of | Direct | | 5 R01 GM076477-08 | 93.859 | Biomedical Research and Research Training | 283,206 | - |
| Health and Human Services, Department of | Direct | | 5 R01 GM077430-08 | 93.859 | Biomedical Research and Research Training | (292,993) | - |
| Health and Human Services, Department of | Direct | | 5 R01 GM077430-10S1 | 93.859 | Biomedical Research and Research Training | 474,664 | - |
| Health and Human Services, Department of | Direct | | 5 R01 GM078200-11 | 93.859 | Biomedical Research and Research Training | 499,197 | - |
| Health and Human Services, Department of | Direct | | 5 R01 GM07855308 | 93.859 | Biomedical Research and Research Training | 445,998 | 71,495 |
| Health and Human Services, Department of | Direct | | 5 R01 GM081544-04 | 93.859 | Biomedical Research and Research Training | 128,816 | 78,273 |
| Health and Human Services, Department of | Direct | | 5 R01 GM081702-04 | 93.859 | Biomedical Research and Research Training | (64,274) | - |
| Health and Human Services, Department of | Direct | | 5 R01 GM082856-05 | 93.859 | Biomedical Research and Research Training | (1,870) | - |
| Health and Human Services, Department of | Direct | | 5 R01 GM082856-07 | 93.859 | Biomedical Research and Research Training | 357,904 | - |
| Health and Human Services, Department of | Direct | | 5 R01 GM083107-09 | 93.859 | Biomedical Research and Research Training | 393,655 | - |
| Health and Human Services, Department of | Direct | | 5 R01 GM083241-07 | 93.859 | Biomedical Research and Research Training | 354,031 | 13,231 |
| Health and Human Services, Department of | Direct | | 5 R01 GM084018-04 | 93.859 | Biomedical Research and Research Training | (3,887) | - |
| Health and Human Services, Department of | Direct | | 5 R01 GM084222-05 | 93.859 | Biomedical Research and Research Training | 2,337 | - |
| Health and Human Services, Department of | Direct | | 5 R01 GM086213-04 | 93.859 | Biomedical Research and Research Training | 2,153 | - |
| Health and Human Services, Department of | Direct | | 5 R01 GM086596-05 | 93.859 | Biomedical Research and Research Training | 339,921 | - |
| Health and Human Services, Department of | Direct | | 5 R01 GM087343-05 | 93.859 | Biomedical Research and Research Training | 228,745 | - |
| Health and Human Services, Department of | Direct | | 5 R01 GM087364-05 | 93.859 | Biomedical Research and Research Training | 304,073 | - |
| Health and Human Services, Department of | Direct | | 5 R01 GM088560-04 | 93.859 | Biomedical Research and Research Training | 186 | - |
| Health and Human Services, Department of | Direct | | 5 R01 GM088565-05 | 93.859 | Biomedical Research and Research Training | 3,355 | - |
| Health and Human Services, Department of | Direct | | 5 R01 GM088750-04 | 93.859 | Biomedical Research and Research Training | (58,027) | - |
| Health and Human Services, Department of | Direct | | 5 R01 GM089736-05 | 93.859 | Biomedical Research and Research Training | 232,947 | - |
| Health and Human Services, Department of | Direct | | 5 R01 GM092741-05 | 93.859 | Biomedical Research and Research Training | 237,386 | - |
| Health and Human Services, Department of | Direct | | 5 R01 GM092818-05 | 93.859 | Biomedical Research and Research Training | 198,295 | - |
| Health and Human Services, Department of | Direct | | 5 R01 GM093088-04 | 93.859 | Biomedical Research and Research Training | 149,210 | 78,382 |
| Health and Human Services, Department of | Direct | | 5 R01 GM093173-04 | 93.859 | Biomedical Research and Research Training | 250,077 | - |
| Health and Human Services, Department of | Direct | | 5 R01 GM094209-04 | 93.859 | Biomedical Research and Research Training | 271,244 | 39,371 |
| Health and Human Services, Department of | Direct | | 5 R01 GM094231-04 | 93.859 | Biomedical Research and Research Training | 182,125 | 120,527 |
| Health and Human Services, Department of | Direct | | 5 R01 GM095769-04 | 93.859 | Biomedical Research and Research Training | 141,161 | - |
| Health and Human Services, Department of | Direct | | 5 R01 GM095832-04 | 93.859 | Biomedical Research and Research Training | 190,363 | - |
| Health and Human Services, Department of | Direct | | 5 R01 GM096040-04 | 93.859 | Biomedical Research and Research Training | 195,327 | 65,341 |
| Health and Human Services, Department of | Direct | | 5 R01 GM096194-04 | 93.859 | Biomedical Research and Research Training | 146,949 | 93,930 |
| Health and Human Services, Department of | Direct | | 5 R01 GM097117-04 | 93.859 | Biomedical Research and Research Training | 463,333 | - |
| Health and Human Services, Department of | Direct | | 5 R01 GM097220-05 | 93.859 | Biomedical Research and Research Training | 153,082 | - |
| Health and Human Services, Department of | Direct | | 5 R01 GM098023-04 | 93.859 | Biomedical Research and Research Training | 439,805 | 54,737 |
| Health and Human Services, Department of | Direct | | 5 R01 GM098314-04 | 93.859 | Biomedical Research and Research Training | 167,658 | - |
| Health and Human Services, Department of | Direct | | 5 R01 GM098578-04 | 93.859 | Biomedical Research and Research Training | 315,890 | - |
| Health and Human Services, Department of | Direct | | 5 R01 GM099143-05 | 93.859 | Biomedical Research and Research Training | 335,466 | 78,916 |
| Health and Human Services, Department of | Direct | | 5 R01 GM099513-03 | 93.859 | Biomedical Research and Research Training | 310,094 | - |
| Health and Human Services, Department of | Direct | | 5 R01 GM099514-04 | 93.859 | Biomedical Research and Research Training | 163,341 | - |
| Health and Human Services, Department of | Direct | | 5 R01 GM099549-03 | 93.859 | Biomedical Research and Research Training | 237,690 | 6,963 |
| Health and Human Services, Department of | Direct | | 5 R01 GM101171-04 | 93.859 | Biomedical Research and Research Training | 317,352 | - |
| Health and Human Services, Department of | Direct | | 5 R01 GM101189-02 | 93.859 | Biomedical Research and Research Training | 353,853 | - |
| Health and Human Services, Department of | Direct | | 5 R01 GM102279-03 | 93.859 | Biomedical Research and Research Training | 298,722 | 167,817 |
| Health and Human Services, Department of | Direct | | 5 R01 GM103961-03 | 93.859 | Biomedical Research and Research Training | 385,337 | 89,361 |
| Health and Human Services, Department of | Direct | | 5 R01 GM105646-02 | 93.859 | Biomedical Research and Research Training | 331,614 | 14,044 |
| Health and Human Services, Department of | Direct | | 5 R01 GM105707-03 | 93.859 | Biomedical Research and Research Training | 241,696 | - |
| Health and Human Services, Department of | Direct | | 5 R01 GM105942-03 | 93.859 | Biomedical Research and Research Training | 304,478 | 24,667 |
| Health and Human Services, Department of | Direct | | 5 R01 GM105948-02 | 93.859 | Biomedical Research and Research Training | 398,021 | - |
| Health and Human Services, Department of | Direct | | 5 R01 GM107148-02 | 93.859 | Biomedical Research and Research Training | 302,937 | - |
| Health and Human Services, Department of | Direct | | 5 R01 GM107233-02 | 93.859 | Biomedical Research and Research Training | 333,416 | - |
| Health and Human Services, Department of | Direct | | 5 R01 GM108022-08 | 93.859 | Biomedical Research and Research Training | 336,750 | - |
| Health and Human Services, Department of | Direct | | 5 R01 GM109896-02 | 93.859 | Biomedical Research and Research Training | 261,335 | 4,218 |
| Health and Human Services, Department of | Direct | | 5 R01 GM112455-02 | 93.859 | Biomedical Research and Research Training | 271,614 | - |
| Health and Human Services, Department of | Direct | | 5 R01-GM065318-12 | 93.859 | Biomedical Research and Research Training | 434,180 | - |
| Health and Human Services, Department of | Direct | | 5 R01GM098350-04 | 93.859 | Biomedical Research and Research Training | 233,853 | - |
| Health and Human Services, Department of | Direct | | 5 R01-GM103232-02 | 93.859 | Biomedical Research and Research Training | 334,271 | - |
| Health and Human Services, Department of | Direct | | 5 R01-GM108826-03 | 93.859 | Biomedical Research and Research Training | 338,078 | - |
| Health and Human Services, Department of | Direct | | 5 R21 GM101719-2 | 93.859 | Biomedical Research and Research Training | 134,453 | 66,247 |
| Health and Human Services, Department of | Direct | | 5 R25 GM086262-07 | 93.859 | Biomedical Research and Research Training | 338,964 | - |
| Health and Human Services, Department of | Direct | | 5 R37 GM039451-29 | 93.859 | Biomedical Research and Research Training | 463,290 | - |
| Health and Human Services, Department of | Direct | | 5 R37 GM062261-14 | 93.859 | Biomedical Research and Research Training | (39,859) | - |
| Health and Human Services, Department of | Direct | | 5 R37 GM062261-16 | 93.859 | Biomedical Research and Research Training | 457,641 | - |
| Health and Human Services, Department of | Direct | | 5 U01 GM086873-05 | 93.859 | Biomedical Research and Research Training | (12,028) | - |
| Health and Human Services, Department of | Direct | | 5 U01 GM110712-02 | 93.859 | Biomedical Research and Research Training | 262,858 | - |
| Health and Human Services, Department of | Direct | | 5-R01-GM-096129-06 | 93.859 | Biomedical Research and Research Training | 304,977 | - |
| Health and Human Services, Department of | Direct | | 5R25GM05864114 | 93.859 | Biomedical Research and Research Training | 471,100 | - |
| Health and Human Services, Department of | Direct | | 7 R01 GM084127-05 | 93.859 | Biomedical Research and Research Training | (25) | - |
| Health and Human Services, Department of | Direct | | 7 R01 GM105671-03 | 93.859 | Biomedical Research and Research Training | 37,958 | - |
| Health and Human Services, Department of | Direct | | 9 R01 GM103695-08 | 93.859 | Biomedical Research and Research Training | 492,788 | 162,251 |
| Health and Human Services, Department of | Direct | | T32 GM007315 | 93.859 | Biomedical Research and Research Training | 677,454 | - |
| Health and Human Services, Department of | Direct | | T32 GM007544 | 93.859 | Biomedical Research and Research Training | 534,355 | - |
| Health and Human Services, Department of | Direct | | T32 GM007767 | 93.859 | Biomedical Research and Research Training | 599,801 | - |
| Health and Human Services, Department of | Direct | | T32 GM007863 | 93.859 | Biomedical Research and Research Training | 1,642,175 | - |
| Health and Human Services, Department of | Direct | | T32 GM008270 | 93.859 | Biomedical Research and Research Training | (70,600) | - |
| Health and Human Services, Department of | Direct | | T32 GM008322 | 93.859 | Biomedical Research and Research Training | 261,090 | - |
| Health and Human Services, Department of | Direct | | T32 GM008353 | 93.859 | Biomedical Research and Research Training | 422,861 | - |

The University of Michigan
Schedule of Expenditures of Federal Awards
For the Year Ended June 30, 2015

| Cluster Title/Federal Grantor/Program | Type | Pass-Through Grantor | Award Identifier | CFDA Number | CFDA Program Title | Federal Expenditures | Subrecipient |
|--|--------------|--|-------------------------------|-------------|--|----------------------|---------------------|
| Health and Human Services, Department of | Direct | | T32 GM008597 | 93.859 | Biomedical Research and Research Training | (79,188) | - |
| Health and Human Services, Department of | Direct | | T32 GM008597 | 93.859 | Biomedical Research and Research Training | 338,490 | - |
| Health and Human Services, Department of | Direct | | T32 GM008616 | 93.859 | Biomedical Research and Research Training | (679) | - |
| Health and Human Services, Department of | Direct | | T32 GM070449 | 93.859 | Biomedical Research and Research Training | 181,201 | - |
| Health and Human Services, Department of | Direct | | T32 GM103730 | 93.859 | Biomedical Research and Research Training | 53,710 | - |
| Health and Human Services, Department of | Pass-Through | Hutchinson, Fred, Cancer Research Center | 0000815003/Project 215916 | 93.859 | Biomedical Research and Research Training | 94,763 | - |
| Health and Human Services, Department of | Pass-Through | Hutchinson, Fred, Cancer Research Center | 0000815018/Project 215917 | 93.859 | Biomedical Research and Research Training | 17,131 | - |
| Health and Human Services, Department of | Pass-Through | Hutchinson, Fred, Cancer Research Center | 0000815339/Project 215920 | 93.859 | Biomedical Research and Research Training | 98,037 | - |
| Health and Human Services, Department of | Pass-Through | Li-Cor, Inc | Roundtable Research Agreement | 93.859 | Biomedical Research and Research Training | 80,387 | - |
| Health and Human Services, Department of | Pass-Through | Long Island University | 1736GM10200001 | 93.859 | Biomedical Research and Research Training | 46,431 | - |
| Health and Human Services, Department of | Pass-Through | Michigan State University | RC103221UM | 93.859 | Biomedical Research and Research Training | 9,763 | - |
| Health and Human Services, Department of | Pass-Through | Pennsylvania State University | UMI GM094526 | 93.859 | Biomedical Research and Research Training | 140,665 | - |
| Health and Human Services, Department of | Pass-Through | Princeton University | 00001912 | 93.859 | Biomedical Research and Research Training | 49,540 | - |
| Health and Human Services, Department of | Pass-Through | Stanford University | 60156510-39087-B | 93.859 | Biomedical Research and Research Training | 159,704 | - |
| Health and Human Services, Department of | Pass-Through | Stanford University | 60423373-108979-B | 93.859 | Biomedical Research and Research Training | 248,129 | - |
| Health and Human Services, Department of | Pass-Through | Technion - Israel Institute of Technology | 2019525 | 93.859 | Biomedical Research and Research Training | 53,337 | - |
| Health and Human Services, Department of | Pass-Through | Technion - Israel Institute of Technology | R01 GM094792 | 93.859 | Biomedical Research and Research Training | 12,833 | - |
| Health and Human Services, Department of | Pass-Through | University of California - San Francisco | 7834sc | 93.859 | Biomedical Research and Research Training | 13,987 | - |
| Health and Human Services, Department of | Pass-Through | University of Chicago | FP056334 | 93.859 | Biomedical Research and Research Training | 27,650 | - |
| Health and Human Services, Department of | Pass-Through | University of Illinois-Urbana-Champaign | 2012-05394-03 (AA935) | 93.859 | Biomedical Research and Research Training | 5,267 | - |
| Health and Human Services, Department of | Pass-Through | University of Kentucky Research Foundation | 3048112251-15-165 | 93.859 | Biomedical Research and Research Training | 73,051 | - |
| Health and Human Services, Department of | Pass-Through | University of Maryland, The | 0000008687 | 93.859 | Biomedical Research and Research Training | 12,184 | - |
| Health and Human Services, Department of | Pass-Through | University of Maryland, The | 0000015164 | 93.859 | Biomedical Research and Research Training | 153,076 | - |
| Health and Human Services, Department of | Pass-Through | University of Massachusetts | WA00280878/RFS2014121 | 93.859 | Biomedical Research and Research Training | 17,536 | - |
| Health and Human Services, Department of | Pass-Through | University of Rochester | 415910-G, UR#5-26394 | 93.859 | Biomedical Research and Research Training | 78,638 | - |
| Health and Human Services, Department of | Pass-Through | Wayne State University | WSU15015 | 93.859 | Biomedical Research and Research Training | 49,407 | - |
| | | | | | | \$ 40,671,368 | \$ 7,439,228 |
| Health and Human Services, Department of | Direct | | 1 F31 HD079227-01 | 93.865 | Child Health and Human Development Extramural Research | 29,653 | - |
| Health and Human Services, Department of | Direct | | 1 F31 HD080280-01 | 93.865 | Child Health and Human Development Extramural Research | 28,003 | - |
| Health and Human Services, Department of | Direct | | 1 K08 HD078506-01A1 | 93.865 | Child Health and Human Development Extramural Research | 33,213 | - |
| Health and Human Services, Department of | Direct | | 1 R01 HD073475-01A1 | 93.865 | Child Health and Human Development Extramural Research | 476,752 | - |
| Health and Human Services, Department of | Direct | | 1 R01 HD074603-03 | 93.865 | Child Health and Human Development Extramural Research | 389,203 | 81,296 |
| Health and Human Services, Department of | Direct | | 1 R01 HD075806-02 | 93.865 | Child Health and Human Development Extramural Research | 928,959 | 8,195 |
| Health and Human Services, Department of | Direct | | 1 R01 HD078397-02 | 93.865 | Child Health and Human Development Extramural Research | 499,032 | 41,597 |
| Health and Human Services, Department of | Direct | | 1 R03 HD077051-02 | 93.865 | Child Health and Human Development Extramural Research | 128,406 | - |
| Health and Human Services, Department of | Direct | | 1 R03 HD08365601 | 93.865 | Child Health and Human Development Extramural Research | 6,450 | - |
| Health and Human Services, Department of | Direct | | 1 R21 HD06970101 A1 | 93.865 | Child Health and Human Development Extramural Research | 762 | - |
| Health and Human Services, Department of | Direct | | 1 R21 HD076370-02 | 93.865 | Child Health and Human Development Extramural Research | 151,985 | 33,767 |
| Health and Human Services, Department of | Direct | | 1 R21 HD083409-01 | 93.865 | Child Health and Human Development Extramural Research | 31,553 | - |
| Health and Human Services, Department of | Direct | | 1 R25 HD078226-02 | 93.865 | Child Health and Human Development Extramural Research | 173,154 | - |
| Health and Human Services, Department of | Direct | | 1 R34 HD050531-01A1 | 93.865 | Child Health and Human Development Extramural Research | (902) | (902) |
| Health and Human Services, Department of | Direct | | 1-K01HD079554-01 | 93.865 | Child Health and Human Development Extramural Research | 82,684 | - |
| Health and Human Services, Department of | Direct | | 1R01HD07946702 | 93.865 | Child Health and Human Development Extramural Research | 352,272 | 1,780 |
| Health and Human Services, Department of | Direct | | 1R03HD07597902 | 93.865 | Child Health and Human Development Extramural Research | 70,614 | - |
| Health and Human Services, Department of | Direct | | 1-R03HD081290-01A1 | 93.865 | Child Health and Human Development Extramural Research | 45,745 | - |
| Health and Human Services, Department of | Direct | | 1R25HD08297101 | 93.865 | Child Health and Human Development Extramural Research | 4,203 | - |
| Health and Human Services, Department of | Direct | | 2 P01 HD039386-10 | 93.865 | Child Health and Human Development Extramural Research | 31,425 | 7,380 |
| Health and Human Services, Department of | Direct | | 2 R01 HD033487-18 | 93.865 | Child Health and Human Development Extramural Research | 569,393 | 322,125 |
| Health and Human Services, Department of | Direct | | 2 U24 HD048044-11 | 93.865 | Child Health and Human Development Extramural Research | 409,126 | - |
| Health and Human Services, Department of | Direct | | 3 U10 HD055936-05S1 | 93.865 | Child Health and Human Development Extramural Research | (68,400) | - |
| Health and Human Services, Department of | Direct | | 5 K01 HD074706-02 | 93.865 | Child Health and Human Development Extramural Research | 104,957 | - |
| Health and Human Services, Department of | Direct | | 5 K12 HD028820-23 | 93.865 | Child Health and Human Development Extramural Research | 526,154 | - |
| Health and Human Services, Department of | Direct | | 5 K12 HD065257-05 | 93.865 | Child Health and Human Development Extramural Research | 430,151 | - |
| Health and Human Services, Department of | Direct | | 5 K23 HD057994-05 | 93.865 | Child Health and Human Development Extramural Research | (1,445) | - |
| Health and Human Services, Department of | Direct | | 5 K23 HD068402-04 | 93.865 | Child Health and Human Development Extramural Research | 112,954 | - |
| Health and Human Services, Department of | Direct | | 5 K23 HD070913-04 | 93.865 | Child Health and Human Development Extramural Research | 150,940 | - |
| Health and Human Services, Department of | Direct | | 5 K23 HD078502-02 | 93.865 | Child Health and Human Development Extramural Research | 98,763 | - |
| Health and Human Services, Department of | Direct | | 5 P01 HD044232-10 | 93.865 | Child Health and Human Development Extramural Research | 954,158 | 326,474 |
| Health and Human Services, Department of | Direct | | 5 P50 HD044406-13 | 93.865 | Child Health and Human Development Extramural Research | 1,100,600 | (45,506) |
| Health and Human Services, Department of | Direct | | 5 R00 HD064753-04 | 93.865 | Child Health and Human Development Extramural Research | 181,073 | - |
| Health and Human Services, Department of | Direct | | 5 R00 HD069624-03 | 93.865 | Child Health and Human Development Extramural Research | 392,936 | - |
| Health and Human Services, Department of | Direct | | 5 R01 HD006656-39 | 93.865 | Child Health and Human Development Extramural Research | 396,609 | - |
| Health and Human Services, Department of | Direct | | 5 R01 HD015434-32 | 93.865 | Child Health and Human Development Extramural Research | 658,068 | 80,677 |
| Health and Human Services, Department of | Direct | | 5 R01 HD030428-23 | 93.865 | Child Health and Human Development Extramural Research | 462,897 | - |
| Health and Human Services, Department of | Direct | | 5 R01 HD034283-19 | 93.865 | Child Health and Human Development Extramural Research | 471,327 | - |
| Health and Human Services, Department of | Direct | | 5 R01 HD034860-19 | 93.865 | Child Health and Human Development Extramural Research | 383,712 | - |
| Health and Human Services, Department of | Direct | | 5 R01 HD038665-15 | 93.865 | Child Health and Human Development Extramural Research | 193,653 | - |
| Health and Human Services, Department of | Direct | | 5 R01 HD041469-14 | 93.865 | Child Health and Human Development Extramural Research | 396,739 | - |
| Health and Human Services, Department of | Direct | | 5 R01 HD047814-08 | 93.865 | Child Health and Human Development Extramural Research | 399,045 | 87,828 |
| Health and Human Services, Department of | Direct | | 5 R01 HD052069-05 | 93.865 | Child Health and Human Development Extramural Research | 950 | - |
| Health and Human Services, Department of | Direct | | 5 R01 HD052646-07 | 93.865 | Child Health and Human Development Extramural Research | 5,768,214 | - |
| Health and Human Services, Department of | Direct | | 5 R01 HD054767-05 | 93.865 | Child Health and Human Development Extramural Research | 143,179 | - |
| Health and Human Services, Department of | Direct | | 5 R01 HD058535-04 | 93.865 | Child Health and Human Development Extramural Research | 199,416 | 89,183 |
| Health and Human Services, Department of | Direct | | 5 R01 HD058606-05 | 93.865 | Child Health and Human Development Extramural Research | (16,822) | - |
| Health and Human Services, Department of | Direct | | 5 R01 HD059779-05 | 93.865 | Child Health and Human Development Extramural Research | 610,560 | - |
| Health and Human Services, Department of | Direct | | 5 R01 HD061294-05 | 93.865 | Child Health and Human Development Extramural Research | 127,500 | - |
| Health and Human Services, Department of | Direct | | 5 R01 HD061356-05 | 93.865 | Child Health and Human Development Extramural Research | 694,760 | - |
| Health and Human Services, Department of | Direct | | 5 R01 HD061539-06 | 93.865 | Child Health and Human Development Extramural Research | 25,467 | - |
| Health and Human Services, Department of | Direct | | 5 R01 HD062565-05 | 93.865 | Child Health and Human Development Extramural Research | 464,492 | - |
| Health and Human Services, Department of | Direct | | 5 R01 HD064770-05 | 93.865 | Child Health and Human Development Extramural Research | 364,858 | - |

**The University of Michigan
Schedule of Expenditures of Federal Awards
For the Year Ended June 30, 2015**

| Cluster Title/Federal Grantor/Program | Type | Pass-Through Grantor | Award Identifier | CFDA Number | CFDA Program Title | Federal Expenditures | Subrecipient |
|--|--------------|--|--------------------------------|-------------|--|----------------------|---------------------|
| Health and Human Services, Department of | Direct | | 5 R01 HD066139-04 | 93.865 | Child Health and Human Development Extramural Research | 169,949 | 11,626 |
| Health and Human Services, Department of | Direct | | 5 R01 HD067184-03 | 93.865 | Child Health and Human Development Extramural Research | 309,508 | - |
| Health and Human Services, Department of | Direct | | 5 R01 HD067264-05 | 93.865 | Child Health and Human Development Extramural Research | 450,462 | 153,966 |
| Health and Human Services, Department of | Direct | | 5 R01 HD068298-02 | 93.865 | Child Health and Human Development Extramural Research | 314,322 | - |
| Health and Human Services, Department of | Direct | | 5 R01 HD069179-05 | 93.865 | Child Health and Human Development Extramural Research | 489,008 | - |
| Health and Human Services, Department of | Direct | | 5 R01 HD069702-05 | 93.865 | Child Health and Human Development Extramural Research | 536,017 | - |
| Health and Human Services, Department of | Direct | | 5 R01 HD070950-04 | 93.865 | Child Health and Human Development Extramural Research | 381,706 | 50,909 |
| Health and Human Services, Department of | Direct | | 5 R01 HD072493-04 | 93.865 | Child Health and Human Development Extramural Research | 166,637 | - |
| Health and Human Services, Department of | Direct | | 5 R01 HD074559-02 | 93.865 | Child Health and Human Development Extramural Research | 279,469 | - |
| Health and Human Services, Department of | Direct | | 5 R01 HD076004-03 | 93.865 | Child Health and Human Development Extramural Research | 602,458 | 102,152 |
| Health and Human Services, Department of | Direct | | 5 R03 HD077909-02 | 93.865 | Child Health and Human Development Extramural Research | 81,910 | 16,885 |
| Health and Human Services, Department of | Direct | | 5 R21 HD059087-02 | 93.865 | Child Health and Human Development Extramural Research | (3,791) | (4,093) |
| Health and Human Services, Department of | Direct | | 5 R21 HD060893-02 | 93.865 | Child Health and Human Development Extramural Research | (1,313) | - |
| Health and Human Services, Department of | Direct | | 5 R21 HD072375-02 | 93.865 | Child Health and Human Development Extramural Research | 113,940 | - |
| Health and Human Services, Department of | Direct | | 5 R21 HD073692-02 | 93.865 | Child Health and Human Development Extramural Research | 238,653 | - |
| Health and Human Services, Department of | Direct | | 5 R21 HD077465-02 | 93.865 | Child Health and Human Development Extramural Research | 144,091 | - |
| Health and Human Services, Department of | Direct | | 5 R21 HD078862-02 | 93.865 | Child Health and Human Development Extramural Research | 175,879 | 1,993 |
| Health and Human Services, Department of | Direct | | 5 R24 HD041028-14 | 93.865 | Child Health and Human Development Extramural Research | 817,297 | - |
| Health and Human Services, Department of | Direct | | 5 R25 HD049479-07 | 93.865 | Child Health and Human Development Extramural Research | 88,277 | - |
| Health and Human Services, Department of | Direct | | 5 R37 HD022149-24 | 93.865 | Child Health and Human Development Extramural Research | 101,552 | - |
| Health and Human Services, Department of | Direct | | 5 U10 HD055936-07 | 93.865 | Child Health and Human Development Extramural Research | 78,652 | - |
| Health and Human Services, Department of | Direct | | 5 U10 HD063106-05 | 93.865 | Child Health and Human Development Extramural Research | 106,057 | - |
| Health and Human Services, Department of | Direct | | 5 U24 HD048404-10 | 93.865 | Child Health and Human Development Extramural Research | 229,646 | 84,429 |
| Health and Human Services, Department of | Direct | | 5F31 HD071727-02 | 93.865 | Child Health and Human Development Extramural Research | (3,007) | - |
| Health and Human Services, Department of | Direct | | 5K12 HD001438 15 | 93.865 | Child Health and Human Development Extramural Research | 446,231 | - |
| Health and Human Services, Department of | Direct | | 5R01 HD069609-05 | 93.865 | Child Health and Human Development Extramural Research | 918,509 | - |
| Health and Human Services, Department of | Direct | | 5-R01-HD036043-13 | 93.865 | Child Health and Human Development Extramural Research | 33,970 | - |
| Health and Human Services, Department of | Direct | | 7 K01 HD071949-04 | 93.865 | Child Health and Human Development Extramural Research | 173,841 | - |
| Health and Human Services, Department of | Direct | | 7 R01 HD054569-05 | 93.865 | Child Health and Human Development Extramural Research | 117,974 | 107,798 |
| Health and Human Services, Department of | Direct | | T32 HD007109 | 93.865 | Child Health and Human Development Extramural Research | 284,817 | - |
| Health and Human Services, Department of | Direct | | T32 HD007339 | 93.865 | Child Health and Human Development Extramural Research | 610,680 | - |
| Health and Human Services, Department of | Direct | | T32 HD007505 | 93.865 | Child Health and Human Development Extramural Research | 363,477 | - |
| Health and Human Services, Department of | Direct | | T32 HD007534 | 93.865 | Child Health and Human Development Extramural Research | 229,117 | - |
| Health and Human Services, Department of | Direct | | T32 HD079342 | 93.865 | Child Health and Human Development Extramural Research | 175,964 | - |
| Health and Human Services, Department of | Pass-Through | Arizona State University | 14-311; Prime R21 HD073758 | 93.865 | Child Health and Human Development Extramural Research | 124,309 | - |
| Health and Human Services, Department of | Pass-Through | Bowling Green State University | 10008712-UMICH | 93.865 | Child Health and Human Development Extramural Research | 10,342 | - |
| Health and Human Services, Department of | Pass-Through | Children's Hospital of Philadelphia, The | 3210050618 | 93.865 | Child Health and Human Development Extramural Research | 28,679 | - |
| Health and Human Services, Department of | Pass-Through | Children's Hospital of Philadelphia, The | 3210580717 | 93.865 | Child Health and Human Development Extramural Research | 11,801 | - |
| Health and Human Services, Department of | Pass-Through | Fenway Health | ICPSR176-3 | 93.865 | Child Health and Human Development Extramural Research | 7,826 | - |
| Health and Human Services, Department of | Pass-Through | Henry Ford Health System | Subcontract MENU Gen Y Study | 93.865 | Child Health and Human Development Extramural Research | 32,883 | - |
| Health and Human Services, Department of | Pass-Through | Indiana University | IN4686883UM; PO# 963639 | 93.865 | Child Health and Human Development Extramural Research | 80,023 | - |
| Health and Human Services, Department of | Pass-Through | Intelligent Prosthetic Systems | Roundtable Research Agreement | 93.865 | Child Health and Human Development Extramural Research | 187 | - |
| Health and Human Services, Department of | Pass-Through | Michigan Public Health Institute | K-30206-116-5042004 | 93.865 | Child Health and Human Development Extramural Research | 9,428 | - |
| Health and Human Services, Department of | Pass-Through | Michigan State University | RC100246UMI | 93.865 | Child Health and Human Development Extramural Research | 26,124 | - |
| Health and Human Services, Department of | Pass-Through | Northwestern University | 60032241 UM | 93.865 | Child Health and Human Development Extramural Research | 139,592 | - |
| Health and Human Services, Department of | Pass-Through | Pennsylvania State University | 4245-UM-DHHS-0709 | 93.865 | Child Health and Human Development Extramural Research | 19,733 | - |
| Health and Human Services, Department of | Pass-Through | Princeton University | SUB00000060 | 93.865 | Child Health and Human Development Extramural Research | 84,518 | - |
| Health and Human Services, Department of | Pass-Through | RAND Corporation | 9920150080 | 93.865 | Child Health and Human Development Extramural Research | 37,611 | - |
| Health and Human Services, Department of | Pass-Through | Sonetics Ultrasound, Inc. | Fixed Price Research Agreement | 93.865 | Child Health and Human Development Extramural Research | 2,341 | - |
| Health and Human Services, Department of | Pass-Through | Temple University | 252272-UMICH | 93.865 | Child Health and Human Development Extramural Research | 7,044 | - |
| Health and Human Services, Department of | Pass-Through | Tulane University | TUL-HSC-450-13/14 | 93.865 | Child Health and Human Development Extramural Research | 2,027 | - |
| Health and Human Services, Department of | Pass-Through | Tulane University | TUL-HSC-566-14/15 | 93.865 | Child Health and Human Development Extramural Research | 11,305 | - |
| Health and Human Services, Department of | Pass-Through | University of Alabama | 000388010-046 | 93.865 | Child Health and Human Development Extramural Research | 184,108 | - |
| Health and Human Services, Department of | Pass-Through | University of California - Los Angeles | 1215 G PA206 | 93.865 | Child Health and Human Development Extramural Research | 33,966 | - |
| Health and Human Services, Department of | Pass-Through | University of California - Los Angeles | 1440 G PB 906 | 93.865 | Child Health and Human Development Extramural Research | 230,183 | - |
| Health and Human Services, Department of | Pass-Through | University of California - Los Angeles | 1920 G RA109 | 93.865 | Child Health and Human Development Extramural Research | 49,815 | - |
| Health and Human Services, Department of | Pass-Through | University of California (UCSF) | 2000 G QG873 | 93.865 | Child Health and Human Development Extramural Research | 178,085 | - |
| Health and Human Services, Department of | Pass-Through | University of Colorado | FY14.613.006 SUB; 2-5-23825 | 93.865 | Child Health and Human Development Extramural Research | 59,558 | - |
| Health and Human Services, Department of | Pass-Through | University of Pennsylvania | 554867 | 93.865 | Child Health and Human Development Extramural Research | (3,233) | - |
| Health and Human Services, Department of | Pass-Through | University of Pennsylvania | 10043249 | 93.865 | Child Health and Human Development Extramural Research | 39,696 | - |
| Health and Human Services, Department of | Pass-Through | University of Pittsburgh | 0024922 (122818-3) | 93.865 | Child Health and Human Development Extramural Research | (2,996) | - |
| Health and Human Services, Department of | Pass-Through | University of South Carolina | 14-2538 | 93.865 | Child Health and Human Development Extramural Research | 50,911 | - |
| Health and Human Services, Department of | Pass-Through | University of Texas Medical Branch at Galveston (UTMB) | 15-014 | 93.865 | Child Health and Human Development Extramural Research | 4,692 | - |
| Health and Human Services, Department of | Pass-Through | University of Utah | 2408022-09. | 93.865 | Child Health and Human Development Extramural Research | 102,027 | - |
| Health and Human Services, Department of | Pass-Through | University of Virginia | GB10015 148247 | 93.865 | Child Health and Human Development Extramural Research | 63,471 | - |
| Health and Human Services, Department of | Pass-Through | University of Virginia | GB10015145684 | 93.865 | Child Health and Human Development Extramural Research | 275,060 | - |
| Health and Human Services, Department of | Pass-Through | Washington University | WU-14-232 | 93.865 | Child Health and Human Development Extramural Research | 11,413 | - |
| | | | | | | \$ 31,303,638 | \$ 1,559,559 |
| Health and Human Services, Department of | Direct | | 1 F30 AG045021-01 | 93.866 | Aging Research | (473) | - |
| Health and Human Services, Department of | Direct | | 1 F32 AG049555-01 | 93.866 | Aging Research | 14,551 | - |
| Health and Human Services, Department of | Direct | | 1 R01 AG041780- 03 | 93.866 | Aging Research | 444,716 | - |
| Health and Human Services, Department of | Direct | | 1 R01 AG045423-03 | 93.866 | Aging Research | 1,303,284 | - |
| Health and Human Services, Department of | Direct | | 1 R01 AG047167-01S1 | 93.866 | Aging Research | 199,633 | 16,956 |
| Health and Human Services, Department of | Direct | | 1 R01 AG04871-01A1 | 93.866 | Aging Research | 20,954 | - |
| Health and Human Services, Department of | Direct | | 1 R03 AG048806-02 | 93.866 | Aging Research | 98,690 | - |
| Health and Human Services, Department of | Direct | | 1 R21 AG040604-02 | 93.866 | Aging Research | 11,723 | - |
| Health and Human Services, Department of | Direct | | 1 R21 AG046799-02 | 93.866 | Aging Research | 289,644 | - |
| Health and Human Services, Department of | Direct | | 1 R21 AG047931-01A1 | 93.866 | Aging Research | 6,247 | - |
| Health and Human Services, Department of | Direct | | 1 R21 AG048500-01A1 | 93.866 | Aging Research | 21,696 | - |
| Health and Human Services, Department of | Direct | | 1 R24 AG045061-02 | 93.866 | Aging Research | 94,868 | 2,792 |
| Health and Human Services, Department of | Direct | | 1-R01AG049624-02 | 93.866 | Aging Research | 560,806 | - |

The University of Michigan
Schedule of Expenditures of Federal Awards
For the Year Ended June 30, 2015

| Cluster Title/Federal Grantor/Program | Type | Pass-Through Grantor | Award Identifier | CFDA Number | CFDA Program Title | Federal Expenditures | Subrecipient |
|--|--------------|-----------------------------------|---------------------|-------------|--------------------|----------------------|--------------|
| Health and Human Services, Department of | Direct | | 1R03AG04303801 | 93.866 | Aging Research | (3,314) | - |
| Health and Human Services, Department of | Direct | | 1R03AG04550901 | 93.866 | Aging Research | 20,972 | - |
| Health and Human Services, Department of | Direct | | 1R21AG04135901A1 | 93.866 | Aging Research | 1,176 | - |
| Health and Human Services, Department of | Direct | | 2 U01 AG012495-21A1 | 93.866 | Aging Research | 710,183 | 25,077 |
| Health and Human Services, Department of | Direct | | 2-P30AG012846-21 | 93.866 | Aging Research | 771,101 | 24,249 |
| Health and Human Services, Department of | Direct | | 5 F30 AG048661-02 | 93.866 | Aging Research | 33,497 | - |
| Health and Human Services, Department of | Direct | | 5 F31 AG043266-02 | 93.866 | Aging Research | 38,941 | - |
| Health and Human Services, Department of | Direct | | 5 F31 AG047696-02 | 93.866 | Aging Research | 33,287 | - |
| Health and Human Services, Department of | Direct | | 5 F32 AG042253-02 | 93.866 | Aging Research | 5,020 | - |
| Health and Human Services, Department of | Direct | | 5 K01 AG034232-05 | 93.866 | Aging Research | 68,863 | - |
| Health and Human Services, Department of | Direct | | 5 K01 AG039554-05 | 93.866 | Aging Research | 119,077 | - |
| Health and Human Services, Department of | Direct | | 5 K08 AG031837-05 | 93.866 | Aging Research | 101,600 | - |
| Health and Human Services, Department of | Direct | | 5 K08 AG048321-02 | 93.866 | Aging Research | 157,022 | - |
| Health and Human Services, Department of | Direct | | 5 K23 AG038731-05 | 93.866 | Aging Research | 155,798 | - |
| Health and Human Services, Department of | Direct | | 5 K23 AG040278-04 | 93.866 | Aging Research | 144,325 | - |
| Health and Human Services, Department of | Direct | | 5 K99 AG046370-02 | 93.866 | Aging Research | 66,888 | - |
| Health and Human Services, Department of | Direct | | 5 P01 AG020591-10 | 93.866 | Aging Research | 65,901 | - |
| Health and Human Services, Department of | Direct | | 5 P01 AG026571-08 | 93.866 | Aging Research | 997,942 | 416,720 |
| Health and Human Services, Department of | Direct | | 5 P01 AG029409-08 | 93.866 | Aging Research | 1,610,738 | 138,492 |
| Health and Human Services, Department of | Direct | | 5 P30 AG004590-31 | 93.866 | Aging Research | 619,406 | - |
| Health and Human Services, Department of | Direct | | 5 P30 AG012846-20 | 93.866 | Aging Research | 65,637 | 24,859 |
| Health and Human Services, Department of | Direct | | 5 P30 AG013283-20 | 93.866 | Aging Research | 471,003 | - |
| Health and Human Services, Department of | Direct | | 5 P30 AG024824-10 | 93.866 | Aging Research | 947,582 | 13,479 |
| Health and Human Services, Department of | Direct | | 5 P30AG015281-19 | 93.866 | Aging Research | 599,839 | 280,765 |
| Health and Human Services, Department of | Direct | | 5 R01 AG010026-22 | 93.866 | Aging Research | 402,618 | - |
| Health and Human Services, Department of | Direct | | 5 R01 AG018418-12 | 93.866 | Aging Research | 330,985 | - |
| Health and Human Services, Department of | Direct | | 5 R01 AG019364-10 | 93.866 | Aging Research | 379,997 | - |
| Health and Human Services, Department of | Direct | | 5 R01 AG019802-10 | 93.866 | Aging Research | (78) | - |
| Health and Human Services, Department of | Direct | | 5 R01 AG020628-10 | 93.866 | Aging Research | 249,464 | - |
| Health and Human Services, Department of | Direct | | 5 R01 AG023166-10 | 93.866 | Aging Research | 181,134 | - |
| Health and Human Services, Department of | Direct | | 5 R01 AG028488-05 | 93.866 | Aging Research | (59,414) | - |
| Health and Human Services, Department of | Direct | | 5 R01 AG030593-08 | 93.866 | Aging Research | 297,213 | - |
| Health and Human Services, Department of | Direct | | 5 R01 AG031452-05 | 93.866 | Aging Research | 27,627 | - |
| Health and Human Services, Department of | Direct | | 5 R01 AG032298-05 | 93.866 | Aging Research | 192,990 | - |
| Health and Human Services, Department of | Direct | | 5 R01 AG032632-04 | 93.866 | Aging Research | (1,677) | - |
| Health and Human Services, Department of | Direct | | 5 R01 AG034228-05 | 93.866 | Aging Research | (46,207) | - |
| Health and Human Services, Department of | Direct | | 5 R01 AG036802-03 | 93.866 | Aging Research | 93,575 | - |
| Health and Human Services, Department of | Direct | | 5 R01 AG036956-05 | 93.866 | Aging Research | 339,720 | - |
| Health and Human Services, Department of | Direct | | 5 R01 AG039434-04 | 93.866 | Aging Research | 176,747 | - |
| Health and Human Services, Department of | Direct | | 5 R01 AG039474-04 | 93.866 | Aging Research | 831,427 | 120,241 |
| Health and Human Services, Department of | Direct | | 5 R01 AG040138-04 | 93.866 | Aging Research | 507,104 | 114,186 |
| Health and Human Services, Department of | Direct | | 5 R01 AG040213-05 | 93.866 | Aging Research | 1,994,618 | - |
| Health and Human Services, Department of | Direct | | 5 R01 AG040635-04 | 93.866 | Aging Research | 391,003 | - |
| Health and Human Services, Department of | Direct | | 5 R01 AG040787-05 | 93.866 | Aging Research | 279,563 | 119,854 |
| Health and Human Services, Department of | Direct | | 5 R01 AG041177-04 | 93.866 | Aging Research | 503,969 | - |
| Health and Human Services, Department of | Direct | | 5 R01 AG042340-02 | 93.866 | Aging Research | 284,291 | - |
| Health and Human Services, Department of | Direct | | 5 R01 AG042418-03 | 93.866 | Aging Research | 478,411 | 210,807 |
| Health and Human Services, Department of | Direct | | 5 R01 AG043401-03 | 93.866 | Aging Research | 372,944 | 22,593 |
| Health and Human Services, Department of | Direct | | 5 R01 AG048072-02 | 93.866 | Aging Research | 222,379 | - |
| Health and Human Services, Department of | Direct | | 5 R01-AG028516-08 | 93.866 | Aging Research | 325,068 | - |
| Health and Human Services, Department of | Direct | | 5 R01AG045136-03 | 93.866 | Aging Research | 295,841 | - |
| Health and Human Services, Department of | Direct | | 5 R03 AG042899-02 | 93.866 | Aging Research | 39,261 | - |
| Health and Human Services, Department of | Direct | | 5 R03 AG046389-02 | 93.866 | Aging Research | 115,897 | - |
| Health and Human Services, Department of | Direct | | 5 R03 AG046524-02 | 93.866 | Aging Research | 90,223 | - |
| Health and Human Services, Department of | Direct | | 5 R21 AG043739-03 | 93.866 | Aging Research | 221,250 | 63,828 |
| Health and Human Services, Department of | Direct | | 5 R21 AG044752-02 | 93.866 | Aging Research | 221,579 | 8,164 |
| Health and Human Services, Department of | Direct | | 5 R21 AG045432-02 | 93.866 | Aging Research | 207,816 | - |
| Health and Human Services, Department of | Direct | | 5 R21 AG045460-02 | 93.866 | Aging Research | 195,748 | - |
| Health and Human Services, Department of | Direct | | 5 U01 AG009740-22 | 93.866 | Aging Research | 300 | - |
| Health and Human Services, Department of | Direct | | 5 U01 AG012495-20 | 93.866 | Aging Research | 47,132 | - |
| Health and Human Services, Department of | Direct | | 5 U01 AG017719-15 | 93.866 | Aging Research | 862,490 | 43,301 |
| Health and Human Services, Department of | Direct | | 5 U01 AG022303-10 | 93.866 | Aging Research | 118,966 | - |
| Health and Human Services, Department of | Direct | | 5 U01 AG022303-12 | 93.866 | Aging Research | 919,857 | - |
| Health and Human Services, Department of | Direct | | 5 U01AG009740-26 | 93.866 | Aging Research | 16,140,101 | 2,417,838 |
| Health and Human Services, Department of | Direct | | 5 U01NR004061-21 | 93.866 | Aging Research | 732,754 | - |
| Health and Human Services, Department of | Direct | | 5R03AG04366102 | 93.866 | Aging Research | 62,411 | - |
| Health and Human Services, Department of | Direct | | 5R03AG04650302 | 93.866 | Aging Research | 139,404 | - |
| Health and Human Services, Department of | Direct | | 5R03AG04786002 | 93.866 | Aging Research | 46,066 | - |
| Health and Human Services, Department of | Direct | | 7 R01 AG032247 04 | 93.866 | Aging Research | 75,102 | 86,110 |
| Health and Human Services, Department of | Direct | | T32 AG000114 | 93.866 | Aging Research | 305,108 | - |
| Health and Human Services, Department of | Direct | | T32 AG000221 | 93.866 | Aging Research | 529,491 | - |
| Health and Human Services, Department of | Direct | | T32 AG027708 | 93.866 | Aging Research | 83,146 | - |
| Health and Human Services, Department of | Pass-Through | Banner Health | 0435-02-42376 | 93.866 | Aging Research | 33,674 | - |
| Health and Human Services, Department of | Pass-Through | Brigham and Women's Hospital | 111014 | 93.866 | Aging Research | 159,969 | - |
| Health and Human Services, Department of | Pass-Through | Brigham and Women's Hospital | 111014 | 93.866 | Aging Research | 35,257 | - |
| Health and Human Services, Department of | Pass-Through | California Pacific Medical Center | 2803227-S142 | 93.866 | Aging Research | 696,166 | - |
| Health and Human Services, Department of | Pass-Through | Columbia University | 1 (GG007688) | 93.866 | Aging Research | 38,462 | - |

The University of Michigan
Schedule of Expenditures of Federal Awards
For the Year Ended June 30, 2015

| Cluster Title/Federal Grantor/Program | Type | Pass-Through Grantor | Award Identifier | CFDA Number | CFDA Program Title | Federal Expenditures | Subrecipient |
|--|--------------|--|--------------------------------|-------------|--------------------|----------------------|---------------------|
| Health and Human Services, Department of | Pass-Through | Creighton University | R01 AR054496 | 93.866 | Aging Research | (133) | - |
| Health and Human Services, Department of | Pass-Through | Dartmouth College | 1175 | 93.866 | Aging Research | (8,096) | - |
| Health and Human Services, Department of | Pass-Through | Dartmouth College | 1413 | 93.866 | Aging Research | 33,147 | - |
| Health and Human Services, Department of | Pass-Through | Dartmouth College | R143 | 93.866 | Aging Research | 75,135 | - |
| Health and Human Services, Department of | Pass-Through | Duke University | 14-NIH-1025 | 93.866 | Aging Research | 21,941 | - |
| Health and Human Services, Department of | Pass-Through | Emory University | T282810 | 93.866 | Aging Research | 25,653 | - |
| Health and Human Services, Department of | Pass-Through | Grand Valley State University | GVSU-207024-01 | 93.866 | Aging Research | 2,138 | - |
| Health and Human Services, Department of | Pass-Through | Intelligent Prosthetic Systems | Roundtable Resrch Agmnt | 93.866 | Aging Research | 55,847 | - |
| Health and Human Services, Department of | Pass-Through | Johns Hopkins University | 2000801825 | 93.866 | Aging Research | 45,404 | - |
| Health and Human Services, Department of | Pass-Through | Johns Hopkins University | 2002394114 | 93.866 | Aging Research | 100,315 | - |
| Health and Human Services, Department of | Pass-Through | Johns Hopkins University | Frailty and Risk Prediction in | 93.866 | Aging Research | 40,328 | - |
| Health and Human Services, Department of | Pass-Through | Mayo Clinic | 1 P01 AG041122-01 | 93.866 | Aging Research | 55,162 | - |
| Health and Human Services, Department of | Pass-Through | National Bureau of Economic Research | 33-4118-07-2-80-147 | 93.866 | Aging Research | 9,092 | - |
| Health and Human Services, Department of | Pass-Through | National Bureau of Economic Research | 33-4157-UMich | 93.866 | Aging Research | 24,734 | - |
| Health and Human Services, Department of | Pass-Through | National Bureau of Economic Research | Subaward No. B33-4118-07-4-80- | 93.866 | Aging Research | (3,666) | - |
| Health and Human Services, Department of | Pass-Through | Northern California Institute for Research & Education, Inc. (NCIRE) | Sub Award Agreement No. 1571 | 93.866 | Aging Research | 125,589 | - |
| Health and Human Services, Department of | Pass-Through | Oregon Health and Science University | 10001429_MI | 93.866 | Aging Research | 6,680 | - |
| Health and Human Services, Department of | Pass-Through | RAND Corporation | 9920150119 | 93.866 | Aging Research | 10,954 | - |
| Health and Human Services, Department of | Pass-Through | RAND Corporation | Subawd-9920120132 | 93.866 | Aging Research | 77,215 | - |
| Health and Human Services, Department of | Pass-Through | Research Foundation of State University of New York | PO:R823677;1101731/4/60712 | 93.866 | Aging Research | 6,455 | - |
| Health and Human Services, Department of | Pass-Through | Southern Illinois University Medical School | 520317 | 93.866 | Aging Research | (2,910) | - |
| Health and Human Services, Department of | Pass-Through | Southern Illinois University Medical School | 520395 | 93.866 | Aging Research | 252,913 | - |
| Health and Human Services, Department of | Pass-Through | Texas A & M University | M1403198 | 93.866 | Aging Research | 7,251 | - |
| Health and Human Services, Department of | Pass-Through | University of California - San Francisco | 7285sc | 93.866 | Aging Research | 4,824 | - |
| Health and Human Services, Department of | Pass-Through | University of California - San Francisco | 7784sc | 93.866 | Aging Research | 18,748 | - |
| Health and Human Services, Department of | Pass-Through | University of Colorado | FY15.001.005/2-5-74886 | 93.866 | Aging Research | 22,456 | - |
| Health and Human Services, Department of | Pass-Through | University of Iowa | 1001311943 | 93.866 | Aging Research | 34,100 | - |
| Health and Human Services, Department of | Pass-Through | University of Nebraska | 36-5360-2141-001 | 93.866 | Aging Research | 51,800 | - |
| Health and Human Services, Department of | Pass-Through | University of North Carolina | 5050166 | 93.866 | Aging Research | 18,495 | - |
| Health and Human Services, Department of | Pass-Through | University of Pittsburgh | 0036078 (124603-1) | 93.866 | Aging Research | 24,784 | - |
| Health and Human Services, Department of | Pass-Through | University of Southern California | 46716698 | 93.866 | Aging Research | 36,487 | - |
| Health and Human Services, Department of | Pass-Through | University of Southern California | 157933 PO 10232279 | 93.866 | Aging Research | 375,376 | 89,634 |
| Health and Human Services, Department of | Pass-Through | University of Southern California | 44029219, PO#10157564 | 93.866 | Aging Research | (156) | - |
| Health and Human Services, Department of | Pass-Through | University of Texas at Austin | UTA11-000820 | 93.866 | Aging Research | 92,933 | - |
| Health and Human Services, Department of | Pass-Through | University of Washington | UWSC8077 | 93.866 | Aging Research | 1,679 | - |
| Health and Human Services, Department of | Pass-Through | University of Wisconsin | 514K146 | 93.866 | Aging Research | 46,300 | - |
| Health and Human Services, Department of | Pass-Through | University of Wisconsin | 594K392 | 93.866 | Aging Research | 88,631 | - |
| Health and Human Services, Department of | Pass-Through | Vanderbilt University | VUMC38281 | 93.866 | Aging Research | 15,974 | - |
| Health and Human Services, Department of | Pass-Through | Washington University | WU-15-138 | 93.866 | Aging Research | 76,193 | - |
| Health and Human Services, Department of | Pass-Through | Washington University in St. Louis | WU-14-207/PO# 2923238X | 93.866 | Aging Research | 177,917 | - |
| Health and Human Services, Department of | Pass-Through | Wayne State University | WSU15017, 300981 | 93.866 | Aging Research | 17,134 | - |
| Health and Human Services, Department of | Pass-Through | William Beaumont Hospital | R01AG043383 | 93.866 | Aging Research | 308,160 | - |
| | | | | | | \$ 44,410,748 | \$ 4,239,945 |
| Health and Human Services, Department of | Direct | | 1 R21 EY022182-01 | 93.867 | Vision Research | 59,645 | - |
| Health and Human Services, Department of | Direct | | 1 R21 EY022707-01A1 | 93.867 | Vision Research | 193,956 | - |
| Health and Human Services, Department of | Direct | | 1 R34 EY022399-01A1 | 93.867 | Vision Research | 47,586 | - |
| Health and Human Services, Department of | Direct | | 2 R01 EY012021-17 | 93.867 | Vision Research | 207,711 | - |
| Health and Human Services, Department of | Direct | | 2 R01 EY018132-08A1 | 93.867 | Vision Research | 193,797 | - |
| Health and Human Services, Department of | Direct | | 5 F32 EY023129-02 | 93.867 | Vision Research | 16,797 | - |
| Health and Human Services, Department of | Direct | | 5 K08 EY022912-03 | 93.867 | Vision Research | 192,044 | - |
| Health and Human Services, Department of | Direct | | 5 K08 EY023982-02 | 93.867 | Vision Research | 196,882 | - |
| Health and Human Services, Department of | Direct | | 5 K12 EY022299-03 | 93.867 | Vision Research | 416,825 | - |
| Health and Human Services, Department of | Direct | | 5 K23 EY023596-02 | 93.867 | Vision Research | 147,080 | - |
| Health and Human Services, Department of | Direct | | 5 P30 EY007003-29 | 93.867 | Vision Research | 558,536 | - |
| Health and Human Services, Department of | Direct | | 5 R01 EY007060-25 | 93.867 | Vision Research | 538,957 | - |
| Health and Human Services, Department of | Direct | | 5 R01 EY008850-22 | 93.867 | Vision Research | 23,900 | - |
| Health and Human Services, Department of | Direct | | 5 R01 EY008976-21 | 93.867 | Vision Research | 458,241 | - |
| Health and Human Services, Department of | Direct | | 5 R01 EY012021-16 | 93.867 | Vision Research | 68,673 | - |
| Health and Human Services, Department of | Direct | | 5 R01 EY012507-16 | 93.867 | Vision Research | 372,064 | - |
| Health and Human Services, Department of | Direct | | 5 R01 EY014126-12 | 93.867 | Vision Research | 394,486 | - |
| Health and Human Services, Department of | Direct | | 5 R01 EY018132-07 | 93.867 | Vision Research | 8,522 | - |
| Health and Human Services, Department of | Direct | | 5 R01 EY020582-05 | 93.867 | Vision Research | 56,559 | - |
| Health and Human Services, Department of | Direct | | 5 R01 EY020823-05 | 93.867 | Vision Research | 430,850 | - |
| Health and Human Services, Department of | Direct | | 5 R01 EY020895-04 | 93.867 | Vision Research | 382,680 | 6,388 |
| Health and Human Services, Department of | Direct | | 5 R01 EY021197-05 | 93.867 | Vision Research | 473,874 | - |
| Health and Human Services, Department of | Direct | | 5 R01 EY022005-04 | 93.867 | Vision Research | 980,596 | 121,477 |
| Health and Human Services, Department of | Direct | | 5 R01 EY022124-04 | 93.867 | Vision Research | 402,108 | 119,508 |
| Health and Human Services, Department of | Direct | | 5 R01 EY022315-03 | 93.867 | Vision Research | 291,042 | - |
| Health and Human Services, Department of | Direct | | 5 R01 EY022633-03 | 93.867 | Vision Research | 237,228 | - |
| Health and Human Services, Department of | Direct | | 5 R01 EY023660-03 | 93.867 | Vision Research | 439,771 | - |
| Health and Human Services, Department of | Direct | | 5 R01 EY023725-02 | 93.867 | Vision Research | 475,164 | 65,343 |
| Health and Human Services, Department of | Direct | | 5 R21 EY020912-02 | 93.867 | Vision Research | (1,327) | - |
| Health and Human Services, Department of | Direct | | 5 R21 EY022172-02 | 93.867 | Vision Research | 51,431 | - |
| Health and Human Services, Department of | Direct | | R00 EY021503-04 | 93.867 | Vision Research | 109,555 | - |
| Health and Human Services, Department of | Direct | | T32 EY013934 | 93.867 | Vision Research | 194,971 | - |
| Health and Human Services, Department of | Pass-Through | Case Western Reserve University | RES509613 | 93.867 | Vision Research | 2,793 | - |
| Health and Human Services, Department of | Pass-Through | Columbia University | 1 (GG008092) | 93.867 | Vision Research | 22,100 | - |

The University of Michigan
Schedule of Expenditures of Federal Awards
For the Year Ended June 30, 2015

| Cluster Title/Federal Grantor/Program | Type | Pass-Through Grantor | Award Identifier | CFDA Number | CFDA Program Title | Federal Expenditures | Subrecipient |
|--|--------------|--|--|-------------|--|-----------------------|----------------------|
| Health and Human Services, Department of | Pass-Through | IUPUI (Indiana University Purdue University Indianapolis) | IN4684830UM | 93.867 | Vision Research | 117,093 | - |
| Health and Human Services, Department of | Pass-Through | Jaeb Center for Health Research | Addendum to Agreement for U10E | 93.867 | Vision Research | 29,219 | - |
| Health and Human Services, Department of | Pass-Through | Northwestern University | SP0013157-PROJ0003518 | 93.867 | Vision Research | 148,631 | - |
| Health and Human Services, Department of | Pass-Through | University of Washington | 747686 | 93.867 | Vision Research | 75,948 | - |
| Health and Human Services, Department of | Pass-Through | Washington University | WU-13-263, PO#2917402W | 93.867 | Vision Research | 7,963 | - |
| | | | | | | <u>\$ 9,023,951</u> | <u>\$ 312,716</u> |
| Health and Human Services, Department of | Direct | | 5 G13 LM010912-03 | 93.879 | Medical Library Assistance | \$ 27,118 | \$ - |
| Health and Human Services, Department of | Direct | | 5 R01 LM009812-04 | 93.879 | Medical Library Assistance | 143,180 | - |
| Health and Human Services, Department of | Direct | | 5 R21 LM010954-02 | 93.879 | Medical Library Assistance | 20,843 | 3,249 |
| Health and Human Services, Department of | Direct | | 5 R21 LM011026-02 | 93.879 | Medical Library Assistance | 60,338 | - |
| Health and Human Services, Department of | Pass-Through | The University of Texas Health Science Center at Houston | 0010479A | 93.879 | Medical Library Assistance | 39,826 | - |
| | | | | | | <u>\$ 291,305</u> | <u>\$ 3,249</u> |
| Health and Human Services, Department of | Direct | | 1 R01 GM108647-01A1 | 93.895 | Grants for Faculty Development in Family Medicine Cooperative Agreements for State-Based Comprehensive Breast and Cervical Cancer Early Detection Programs | <u>\$ 38,766</u> | <u>\$ -</u> |
| Health and Human Services, Department of | Pass-Through | Ingham, County of | Agreement of 10/1/02 | 93.919 | Fogarty International Research Collaboration Award | \$ 5,221 | \$ - |
| Health and Human Services, Department of | Direct | | 1 R21 CA189775-01A1 | 93.934 | Comprehensive Residential Drug Prevention and Treatment Projects for Substance-Using Women and Their Children | <u>\$ 17,495</u> | <u>\$ -</u> |
| Health and Human Services, Department of | Pass-Through | Sarcoma Alliance for Research Through Collaboration (SARC) | DRP-1-LB | 93.937 | HIV Demonstration, Research, Public and Professional Education Projects | \$ 40,273 | \$ - |
| Health and Human Services, Department of | Direct | | 1U22PS00452001 | 93.941 | PPHF Geriatric Education Centers | <u>\$ 249,071</u> | <u>\$ -</u> |
| Health and Human Services, Department of | Pass-Through | Michigan State University | RC060038UM | 93.969 | International Research and Research Training | <u>\$ 15,250</u> | <u>\$ -</u> |
| Health and Human Services, Department of | Direct | | 1 R01 TW009670-02 | 93.989 | International Research and Research Training | \$ 205,608 | \$ 179,514 |
| Health and Human Services, Department of | Direct | | 3 R24TW009565- 02 | 93.989 | International Research and Research Training | 44,002 | - |
| Health and Human Services, Department of | Direct | | 5 D43 TW009310-04 | 93.989 | International Research and Research Training | 83,614 | - |
| Health and Human Services, Department of | Direct | | 5 D43 TW009315-04 | 93.989 | International Research and Research Training | 260,954 | 42,969 |
| Health and Human Services, Department of | Direct | | 5 D43 TW009353-03 | 93.989 | International Research and Research Training | 524,316 | - |
| Health and Human Services, Department of | Direct | | 5 D43 TW009883-02 | 93.989 | International Research and Research Training | 152,792 | 12,626 |
| Health and Human Services, Department of | Direct | | 5 K01 TW008763-05 | 93.989 | International Research and Research Training | 126,610 | 7,099 |
| Health and Human Services, Department of | Direct | | 5 K02-TW009483-05 | 93.989 | International Research and Research Training | 35,905 | - |
| Health and Human Services, Department of | Direct | | 5 U01 TW007404-09 | 93.989 | International Research and Research Training | 46,128 | 24,053 |
| Health and Human Services, Department of | Pass-Through | Kwame Nkrumah University of Science and Technology (KNUST) | 819CHS051101/1R24TW00889904 | 93.989 | International Research and Research Training | 163,398 | - |
| Health and Human Services, Department of | Pass-Through | Michigan State University | RC103305A | 93.989 | International Research and Research Training | 14,206 | - |
| Health and Human Services, Department of | Pass-Through | University of Maryland, The | CA 13-16- 07-5-29025 | 93.989 | International Research and Research Training | (1,920) | - |
| Health and Human Services, Department of | Pass-Through | University of Washington | 750574 | 93.989 | International Research and Research Training | 56,331 | - |
| | | | | | | <u>\$ 1,711,944</u> | <u>\$ 266,261</u> |
| Health and Human Services, Department of | Pass-Through | University of Colorado | Project No. 2-5-27544 | 93.999 | Test for Suppression Effects of Advanced Energy | <u>\$ 119,225</u> | <u>\$ -</u> |
| | | | Total Health and Human Services, Department of | | | <u>\$ 496,390,322</u> | <u>\$ 43,643,146</u> |
| Social Security Administration | Direct | | 2 RRC08098401-06-00 | 96.007 | Social Security_Research and Demonstration | \$ 1,832,738 | \$ - |
| Social Security Administration | Direct | | 5 RRC08098401-05-00 | 96.007 | Social Security_Research and Demonstration | (97,748) | - |
| | | | Total Social Security Administration | | | <u>\$ 1,734,990</u> | <u>\$ -</u> |
| Homeland Security, Department of | Direct | | HSHQDC-13-C-B0015 | 97.N/A | | \$ 536,606 | \$ - |
| Homeland Security, Department of | Pass-Through | National Strategic Research Institute | HSHQDC-13-C-B0036/001 | 97.N/A | | 46,692 | - |
| Homeland Security, Department of | Pass-Through | Radiation Monitoring Devices, Inc. | C-14-12 | 97.N/A | | 101,655 | - |
| Homeland Security, Department of | Pass-Through | Radiation Monitoring Devices, Inc. | Subcontract No. C14-01 | 97.N/A | | 110,871 | - |
| | | | | | | <u>\$ 795,824</u> | <u>\$ -</u> |
| Homeland Security, Department of | Direct | | 2010-DN-077-ARI039-05 | 97.077 | Homeland Security Research, Development, Testing, Evaluation, and Demonstration of Technologies Related to Nuclear Threat Detection | \$ 82,020 | \$ 20,986 |
| | | | Total Homeland Security, Department of | | | <u>\$ 877,844</u> | <u>\$ 20,986</u> |
| United States Agency for International Development | Pass-Through | Engility Corporation | CCRDACD0007 | 98.N/A | | \$ 60,161 | \$ - |
| United States Agency for International Development | Pass-Through | National Academy of Sciences | NAS Award 2000004609 | 98.N/A | | 16,873 | - |
| United States Agency for International Development | Pass-Through | Oregon State University | RD011G-B | 98.N/A | | 42,907 | - |
| United States Agency for International Development | Pass-Through | Research Triangle Institute | 2-330-0212934 | 98.N/A | | 190,156 | - |
| | | | | | | <u>\$ 310,097</u> | <u>\$ -</u> |
| United States Agency for International Development | Direct | | AID-641-14-00008 | 98.001 | USAID Foreign Assistance for Programs Overseas | \$ 251,069 | \$ 110,387 |
| United States Agency for International Development | Pass-Through | Africare-Liberia | AID-OAA-A-10-00034 | 98.001 | USAID Foreign Assistance for Programs Overseas | 14,118 | - |
| United States Agency for International Development | Pass-Through | Innovations for Poverty Action (IPA) | AID-OAA-F-13-00032 | 98.001 | USAID Foreign Assistance for Programs Overseas | (329) | - |
| United States Agency for International Development | Pass-Through | Institute of International Education | DFG-10-APS-UM | 98.001 | USAID Foreign Assistance for Programs Overseas | 67,458 | - |
| United States Agency for International Development | Pass-Through | University of California - Berkeley | AID-OAAA-A-13-00002 00008195 | 98.001 | USAID Foreign Assistance for Programs Overseas | 93,142 | - |
| | | | | | | <u>\$ 425,458</u> | <u>\$ 110,387</u> |
| | | | Total United States Agency for International Development | | | <u>\$ 735,555</u> | <u>\$ 110,387</u> |
| President, Executive Office of the | Direct | | CEAP5C03 | 99.N/A | | \$ 95,950 | \$ - |
| | | | Total President, Executive Office of the | | | <u>\$ 95,950</u> | <u>\$ -</u> |
| Consumer Financial Protection Bureau | Direct | | TFSACFP15IPA0001 | 99.N/A | | \$ 16,688 | \$ - |
| | | | Total Consumer Financial Protection Bureau | | | <u>\$ 16,688</u> | <u>\$ -</u> |
| Director of National Intelligence, Office of the | Pass-Through | Columbia University | 1 (Acct. #5-21194) | 99.N/A | | \$ (526) | \$ - |
| Director of National Intelligence, Office of the | Pass-Through | Columbia University | 1 (GG005955-08 | 99.N/A | | (2,644) | - |
| Director of National Intelligence, Office of the | Pass-Through | SRI International | 69-000541, Release 1 | 99.N/A | | 46,420 | - |
| Director of National Intelligence, Office of the | Pass-Through | University of California- Riverside | S-000721 | 99.N/A | | 10,539 | - |
| | | | Total Director of National Intelligence, Office of the | | | <u>\$ 53,789</u> | <u>\$ -</u> |

The University of Michigan
Schedule of Expenditures of Federal Awards
For the Year Ended June 30, 2015

| Cluster Title/Federal Grantor/Program | Type | Pass-Through Grantor | Award Identifier | CFDA Number | CFDA Program Title | Federal Expenditures | Subrecipient |
|--|--------------|---|--|-------------|--|-----------------------|----------------------|
| Total research and development cluster | | | | | | \$ 807,985,865 | \$ 79,863,878 |
| NON-CLUSTER | | | | | | | |
| Defense, Department of | Direct | | N00014-14-1-0077 | 12.400 | Military Construction, National Guard | \$ 139,533 | \$ - |
| Defense, Department of | Direct | | W81XWH-14-1-0408 | 12.400 | Military Construction, National Guard | 19,207 | - |
| | | | Total Defense, Department of | | | <u>\$ 158,740</u> | <u>\$ -</u> |
| Interior, Department of the | Direct | | L13AC00158 | 15.231 | Fish, Wildlife and Plant Conservation Resource Management | \$ 3,436 | \$ - |
| | | | Total Interior, Department of the | | | <u>\$ 3,436</u> | <u>\$ -</u> |
| Education, Department of | Pass-Through | Saginaw Valley State University | 08-0000-01 | 84.366 | Mathematics and Science Partnerships | \$ (277) | \$ - |
| Education, Department of | Pass-Through | Michigan, State of, Education, Department of | 130290-006 | 84.367 | Improving Teacher Quality State Grants | \$ 72,707 | \$ - |
| Education, Department of | Pass-Through | National Writing Project | 00-M103-SEED2012 | 84.367 | Improving Teacher Quality State Grants | 10,031 | - |
| | | | Total Education, Department of | | | <u>\$ 82,738</u> | <u>\$ -</u> |
| Health and Human Services, Department of | Pass-Through | Michigan, State of, Human Services, Department of | ADMIN-12-99002 | 93.667 | Social Services Block Grant | \$ 101,745 | \$ - |
| Health and Human Services, Department of | Direct | | 2 H76 HA0018219-00 | 93.918 | Grants to Provide Outpatient Early Intervention Services with Respect to HIV Disease | \$ 300,550 | \$ - |
| Health and Human Services, Department of | Direct | | 6 H76HA00182-17-02 | 93.918 | Grants to Provide Outpatient Early Intervention Services with Respect to HIV Disease | 309,063 | - |
| | | | Total Health and Human Services, Department of | | | <u>\$ 609,613</u> | <u>\$ -</u> |
| | | | | | | <u>\$ 711,358</u> | <u>\$ -</u> |
| Corporation for National and Community Service | Pass-Through | Public Allies | OP022-94.006-14-PADT | 94.006 | AmeriCorps | \$ (88,274) | \$ - |
| Corporation for National and Community Service | Pass-Through | Public Allies | OP022-94.006-15-PADT | 94.006 | AmeriCorps | 397,571 | - |
| | | | Total Corporation for National and Community Service | | | <u>\$ 309,297</u> | <u>\$ -</u> |
| Total non-cluster | | | | | | \$ 1,265,292 | \$ - |
| Total federal expenditures | | | | | | \$ 865,380,942 | \$ 80,373,826 |

The University of Michigan

Notes to Schedule of Expenditures of Federal Awards

1. Summary of Significant Accounting Policies

The accompanying Schedule of Expenditures of Federal Awards (the “SEFA”) includes all federal grant transactions of the University of Michigan (the “University”) recorded on the accrual basis of accounting. The information in the SEFA is presented in accordance with the requirements of OMB Circular A-133, *Audits of States, Local Governments, and Non-Profit Organizations*. Therefore, some amounts presented in the SEFA may differ from amounts presented in, or used in the presentation of, the consolidated financial statements. Negative amounts presented in the SEFA represent adjustments, in the normal course of business, to expenditures reported in prior years. Complete CFDA numbers and pass-through numbers are provided on the SEFA when available.

2. Indirect Costs

The University’s cognizant agency (the Department of Health and Human Services) has approved predetermined, indirect cost rates for the University’s organized research, instruction, and other sponsored activities through June 30, 2016 as follows:

| | <u>July 1, 2014 – June 30, 2015</u> | <u>July 1, 2015 – June 30, 2016</u> |
|----------------------------|--|--|
| On-campus research | 55.5% | 55% |
| Off-campus research | 26% | 26% |
| On-campus instruction | 54% | 54% |
| Other sponsored activities | 29% | 29% |

3. Subrecipient Awards

During 2015, the University disbursed \$80,373,826 to subrecipients. Of that amount, \$79,863,878 is related to research and development cluster awards and \$509,948 is related to Medicaid cluster awards as detailed in the Schedule of Expenditures of Federal Awards.

The University of Michigan

Notes to Schedule of Expenditures of Federal Awards

4. Federal Direct Loan Program

Under the William D. Ford Federal Direct Loan Program, students and parents borrow funds directly from the federal government; the University is responsible for verifying student eligibility, electronically transmitting the loan records to the federal processor and distributing the loan funds directly to the student account or parent borrower. During the fiscal year ended June 30, 2015, the University's students and parents received the following amount of new loans under this program.

| | <u>CFDA Number</u> | <u>Loans issued</u> |
|--|-------------------------------|----------------------------|
| Direct Student Loans: | | |
| Undergraduate subsidized | 84.268 | \$ 57,408,964 |
| Undergraduate unsubsidized | 84.268 | 172,078,794 |
| Graduate | 84.268 | 22,366,279 |
| Direct Parent Loans for Undergraduate Students | 84.268 | 51,784,036 |
| | | <u>\$ 303,638,073</u> |

5. University-Administered Federal Loan Programs

The University administers the following federal loan programs:

| | <u>CFDA Number</u> | <u>Outstanding balance at June 30, 2015</u> |
|--|-------------------------------|--|
| Department of Education, Federal Perkins Program | 84.038 | <u>\$ 70,211,996</u> |
| Department of Health and Human Services: | | |
| Health Professions Loan Program – Medicine/Primary Care | 93.342 | 2,088,669 |
| Health Professions Loan Program – Pharmacy | 93.342 | 1,304,049 |
| Health Professions Loan Program – Dentistry | 93.342 | 7,841,035 |
| | | <u>11,233,753</u> |
| Disadvantaged Student Loan Program - Medicine/Primary Care | 93.925 | 3,478,760 |
| Disadvantaged Student Loan Program - Pharmacy | 93.925 | 30,776 |
| Disadvantaged Student Loan Program - Dentistry | 93.925 | 148,134 |
| | | <u>3,657,670</u> |
| Nursing Student Loan - Baccalaureate | 93.364 | 1,650,731 |
| Nursing Student Loan - Graduate | 93.364 | 225,453 |
| | | <u>1,876,184</u> |
| Nursing Faculty Loan Program | 93.264 | <u>2,859,242</u> |
| Total federal loans outstanding | | <u>\$ 89,838,845</u> |

The University of Michigan
Notes to Schedule of Expenditures of Federal Awards

5. University-Administered Federal Loan Programs (continued)

The total of new loans issued during the fiscal year ended June 30, 2015 is identified below.

| | <u>CFDA Number</u> | <u>Loans issued</u> |
|--|-------------------------------|-----------------------------|
| Department of Education, Federal Perkins Program | 84.038 | <u>\$ 16,191,172</u> |
| Department of Health and Human Services: | | |
| Health Professions Loan Program – Pharmacy | 93.342 | 190,000 |
| Health Professions Loan Program – Dentistry | 93.342 | <u>1,388,439</u> |
| | | <u>1,578,439</u> |
| Disadvantaged Student Loan Program - Medicine/Primary Care | 93.925 | <u>785,687</u> |
| | | <u>785,687</u> |
| Nursing Student Loan - Baccalaureate | 93.364 | 252,339 |
| Nursing Student Loan - Graduate | 93.364 | <u>55,004</u> |
| | | <u>307,343</u> |
| Nursing Faculty Loan Program | 93.264 | <u>524,240</u> |
| Total federal loans issued July 1, 2014 – June 30, 2015 | | <u><u>\$ 19,386,881</u></u> |

The University recovered an administrative cost allowance from the Perkins Loan Program of \$864,377 for the fiscal year ended June 30, 2015.



**Independent Auditor's Report on Internal Control Over Financial Reporting and on
Compliance and Other Matters Based on an Audit of Financial Statements Performed in
Accordance with *Government Auditing Standards***

The Regents of the University of Michigan

We have audited, in accordance with auditing standards generally accepted in the United States of America and the standards applicable to financial audits contained in *Government Auditing Standards* issued by the Comptroller General of the United States, the financial statements of the University of Michigan (the "University"), which comprise the statement of net position as of June 30, 2015 and the related statements of revenues, expenses and changes in net position and cash flows for the year then ended, and the related notes to the financial statements, which collectively comprise the University's financial statements, and have issued our report thereon dated October 15, 2015.

Internal Control Over Financial Reporting

In planning and performing our audit of the financial statements, we considered the University's internal control over financial reporting ("internal control") to determine the audit procedures that are appropriate in the circumstances for the purpose of expressing our opinion on the financial statements, but not for the purpose of expressing an opinion on the effectiveness of the University's internal control. Accordingly, we do not express an opinion on the effectiveness of the University's internal control.

A *deficiency in internal control* exists when the design or operation of a control does not allow management or employees, in the normal course of performing their assigned functions, to prevent, or detect and correct, misstatements on a timely basis. A *material weakness* is a deficiency, or a combination of deficiencies, in internal control such that there is a reasonable possibility that a material misstatement of the entity's financial statements will not be prevented, or detected and corrected on a timely basis. A *significant deficiency* is a deficiency, or a combination of deficiencies, in internal control that is less severe than a material weakness, yet important enough to merit attention by those charged with governance.



Our consideration of internal control was for the limited purpose described in the first paragraph of this section and was not designed to identify all deficiencies in internal control that might be material weaknesses or significant deficiencies. Given these limitations, during our audit we did not identify any deficiencies in internal control that we consider to be material weaknesses. However, material weaknesses may exist that have not been identified.

Compliance and Other Matters

As part of obtaining reasonable assurance about whether the University's financial statements are free from material misstatement, we performed tests of its compliance with certain provisions of laws, regulations, contracts and grant agreements, noncompliance with which could have a direct and material effect on the determination of financial statement amounts. However, providing an opinion on compliance with those provisions was not an objective of our audit, and accordingly, we do not express such an opinion. The results of our tests disclosed no instances of noncompliance or other matters that are required to be reported under *Government Auditing Standards*.

Purpose of this Report

The purpose of this report is solely to describe the scope of our testing of internal control and compliance and the results of that testing, and not to provide an opinion on the effectiveness of the entity's internal control or on compliance. This report is an integral part of an audit performed in accordance with *Government Auditing Standards* in considering the entity's internal control and compliance. Accordingly, this communication is not suitable for any other purpose.

PricewaterhouseCoopers LLP

October 15, 2015



**Independent Auditor's Report on Compliance with Requirements
That Could Have a Direct and Material Effect on Each Major Program and on Internal
Control Over Compliance in Accordance with OMB Circular A-133**

The Regents of the University of Michigan

Report on Compliance for Each Major Federal Program

We have audited the University of Michigan's (the "University") compliance with the types of compliance requirements described in the *OMB Circular A-133 Compliance Supplement* that could have a direct and material effect on each of the University's major federal programs for the year ended June 30, 2015. The University's major federal programs are identified in the summary of auditor's results section of the accompanying schedule of findings and questioned costs.

Management's Responsibility

Management is responsible for compliance with the requirements of laws, regulations, contracts, and grants applicable to its federal programs.

Auditor's Responsibility

Our responsibility is to express an opinion on compliance for each of the University's major federal programs based on our audit of the types of compliance requirements referred to above. We conducted our audit of compliance in accordance with auditing standards generally accepted in the United States of America; the standards applicable to financial audits contained in *Government Auditing Standards*, issued by the Comptroller General of the United States; and OMB Circular A-133, *Audits of States, Local Governments, and Non-Profit Organizations*. Those standards and OMB Circular A-133 require that we plan and perform the audit to obtain reasonable assurance about whether noncompliance with the types of compliance requirements referred to above that could have a direct and material effect on a major federal program occurred. An audit includes examining, on a test basis, evidence about the University's compliance with those requirements and performing such other procedures as we considered necessary in the circumstances.

We believe that our audit provides a reasonable basis for our opinion on compliance for each major federal program. However, our audit does not provide a legal determination of the University's compliance.



Opinion on Each Major Federal Program

In our opinion, the University complied, in all material respects, with the types of compliance requirements referred to above that could have a direct and material effect on each of its major federal programs for the year ended June 30, 2015.

Other Matters

The results of our auditing procedures disclosed an instance of noncompliance, which is required to be reported in accordance with OMB Circular A-133 and which is described in the accompanying schedule of findings and questioned costs as item 2015-001. Our opinion on each major federal program is not modified with respect to this matter.

The University's response to the noncompliance finding identified in our audit is described in management's response and in the accompanying management's corrective action plan. The University's response was not subjected to the auditing procedures applied in the audit of compliance and, accordingly, we express no opinion on the response.

Report on Internal Control Over Compliance

Management of the University is responsible for establishing and maintaining effective internal control over compliance with the types of compliance requirements referred to above. In planning and performing our audit of compliance, we considered the University's internal control over compliance with the types of requirements that could have a direct and material effect on each major federal program to determine the auditing procedures that are appropriate in the circumstances for the purpose of expressing an opinion on compliance for each major federal program and to test and report on internal control over compliance in accordance with OMB Circular A-133, but not for the purpose of expressing an opinion on the effectiveness of internal control over compliance. Accordingly, we do not express an opinion on the effectiveness of the University's internal control over compliance.

A deficiency in internal control over compliance exists when the design or operation of a control over compliance does not allow management or employees, in the normal course of performing their assigned functions, to prevent, or detect and correct, noncompliance with a type of compliance requirement of a federal program on a timely basis. *A material weakness in internal control over compliance* is a deficiency, or combination of deficiencies, in internal control over compliance, such that there is a reasonable possibility that material noncompliance with a type of compliance requirement of a federal program will not be prevented, or detected and corrected, on a timely basis. *A significant deficiency in internal control over compliance* is a deficiency, or a combination of deficiencies, in internal control over compliance with a type of compliance requirement of a federal program that is less severe than a material weakness in internal control over compliance, yet important enough to merit attention by those charged with governance.



Our consideration of internal control over compliance was for the limited purpose described in the first paragraph of this section and was not designed to identify all deficiencies in internal control over compliance that might be material weaknesses or significant deficiencies. We did not identify any deficiencies in internal control over compliance that we consider to be material weaknesses. However, material weaknesses may exist that have not been identified.

The purpose of this report on internal control over compliance is solely to describe the scope of our testing of internal control over compliance and the results of that testing based on the requirements of OMB Circular A-133. Accordingly, this report is not suitable for any other purpose.

PricewaterhouseCoopers LLP

February 8, 2016

The University of Michigan
Schedule of Findings and Questioned Costs
For the Year Ended June 30, 2015

Section I – Summary of Independent Accountant’s Results

Financial Statements

Type of auditor’s report issued:

Unmodified

Internal control over financial reporting:

- Material weakness(es) identified? ☐ Yes ☒ No
- Significant deficiency(ies) identified not considered to be material weaknesses? ☐ Yes ☒ None reported

Noncompliance material to financial statements noted?

☐ Yes ☒ No

Federal Awards

Internal control over major programs:

- Material weakness(es) identified? ☐ Yes ☒ No
- Significant deficiency(ies) identified not considered to be material weakness(es)? ☐ Yes ☒ None reported

Type of auditor’s report issued on compliance for major programs:

Unmodified

Any audit findings disclosed that are required to be reported in accordance with Section 510(a) of Circular A-133?

☒ Yes ☐ No

Identification of major programs:

CFDA Number(s)

Various

Various

93.778

Name of Federal Program or Cluster

Research and Development Cluster

Student Financial Aid Cluster

Medicaid Cluster

Dollar threshold used to distinguish between Type A and Type B programs:

\$3,776,834

Auditee qualified as low-risk auditee?

☒ Yes ☐ No

Section II – Financial Statement Findings

None.

The University of Michigan
Schedule of Findings and Questioned Costs
For the Year Ended June 30, 2015

Section III – Federal Award Findings and Questioned Costs

Finding No. 2015-001 – Equipment Monitoring

Grantor(s): Department of Health and Human Services – National Institute of Health, National Science Foundation

Award(s): Cognitive Modulation of Circadian Rhythms, CFDA 93.242, Sponsor Award Number: 5 R01 MH079084-04; The Center for HIV RNA Studies (CRNA), CFDA 93.859, Sponsor Award Number: 3 P50 GM103297-03S1; Multi-Scale Origami for Novel Photonics, CFDA 47.041, Sponsor Award Number EFRI 1240264

Criteria – The University of Michigan is subject to compliance requirements pertaining to the monitoring of equipment under Office of Management and Budget (“OMB”) Circular A-21 (Cost Principles for Educational Institutions) and Uniform Guidance issued by the OMB. The University is required to perform a physical inventory of federally funded equipment which is reconciled to the equipment records at least once every two years, have an appropriate control system to safeguard equipment, adequately maintain equipment and follow the guidelines related to dispositions of federally funded equipment.

In addition, the University is required to maintain accurate equipment records that include the following information:

- (i) A description of the equipment.
- (ii) Manufacturer’s serial number, model number, Federal stock number, national stock number, or other identification number.
- (iii) Source of the equipment, including the award number.
- (iv) Whether title vests in the recipient or the Federal Government.
- (v) Acquisition date (or date received, if the equipment was furnished by the Federal Government) and cost.
- (vi) Information from which one can calculate the percentage of Federal participation in the cost of the equipment (not applicable to equipment furnished by the Federal Government).
- (vii) Location and condition of the equipment and the date the information was reported.
- (viii) Unit acquisition cost.
- (ix) Ultimate disposition data, including date of disposal and sales price or the method used to determine current fair market value where a recipient compensates the Federal awarding agency for its share.

The University of Michigan

Schedule of Findings and Questioned Costs

For the Year Ended June 30, 2015

Condition – Our equipment compliance testing identified the following:

- We identified one item out of 25 items selected that was properly recorded for financial reporting purposes within the University's general ledger, but not properly allocated between two project grants in the fixed asset subledger. This improper allocation resulted in an overstatement of the cost value on one project grant within the subledger by \$2,861 and a corresponding understatement of the cost value of another project grant in the subledger by \$2,861. The equipment was purchased with grant funds from two separate federal agencies and it was determined that the grants were charged the proper amount. The University recorded a transfer within the fixed asset subledger to correct this item in November 2015.
- We identified two items out of 18 selected from the University's fiscal year 2015 property disposition listing that were not true disposals, and therefore should have continued to be reflected in the property records. One item, with an original cost of \$101,117 and a net book value of \$92,690, was removed from the property records as a result of miscommunication between the principal investigator's ("PI's") department and the University's central property control area associated with the disposition of equipment upon the departure of the PI. This item was actually transferred to a different department within the University that would continue work on the grant and not taken by the departing PI to another university as originally contemplated. This equipment was reinstated in the property records in July 2015. The other item, with an original cost of \$11,681 and a net book value of \$3,310, was removed from the property records upon transfer to another University department. In this instance, the University's property control area "effectively disposed" of this item since it had a net book value below \$5,000, resulting in the removal of the asset from the underlying accounting records. This practice creates difficulty in determining a population of true disposals, thereby impacting the University's ability to conduct a complete inventory.

Cause – The causes of the items noted above were as follows:

- The incorrect allocation of the cost of an asset between two project grants within the fixed asset subledger resulted from human error. In addition, the University's current review and reconciliation process is not completed with enough precision to detect this type of error.
- The incorrect removal of equipment from the University's fixed asset subledger associated with the departure of a PI resulted from miscommunication between central and local units with respect to final determination of where equipment would be transferred.
- The effective disposal of assets currently in use with a net book value of less than \$5,000 creates difficulty in determining the population of true asset disposals.

Effect – These items indicate that the fixed asset records in terms of both units and dollars are not completely accurate, which could impact future decisions concerning federally funded equipment needs.

The University of Michigan
Schedule of Findings and Questioned Costs
For the Year Ended June 30, 2015

Recommendation – The University should evaluate its current policies and procedures associated with recording, maintaining and disposing of federally funded assets within the University's books and records, including the effective disposal of assets when the net book value is less than \$5,000. As needed, these policies and procedures should be enhanced and updated, taking into consideration the COSO internal control framework now recommended by OMB.

View of Responsible Officials – The University concurs with the auditor's finding and recommendation. The University will no longer effectively dispose of any assets currently in use with a net book value of less than \$5,000. The University will also assess its existing policies and procedures with respect to the acquisition, monitoring and ultimate disposition of federally funded assets to ensure that these activities are being conducted in accordance with the terms of the underlying grant as well as the appropriate federal guidance.

The University of Michigan

Schedule of Status of Prior Year Findings and Questioned Costs

Finding No. 2014-001 – Disbursements (Student Financial Aid Cluster)

Grantor(s): Department of Education

Award(s): William D. Ford Federal Direct Loan Program, 84.268, awarded for academic year 2013-2014

Summary – When Perkins Loan, Direct Loan, or TEACH funds are being credited to a student's account, except in the case of loan funds made as part of a post-withdrawal disbursement, the school must also notify the student or parent in writing of the following, as prescribed by the Code of Federal Regulations (34 CFR 668.165):

- anticipated date and amount of the disbursement,
- student (or parent's) right to cancel all or part of the loan or disbursement, and
- procedures for cancelling a loan and the time by which the student (or parent) must notify the school that he or she wishes to cancel the loan, grant or loan or grant disbursement.

For one of the 25 University of Michigan-Dearborn (“UM-Dearborn”) campus students selected for testing from the population of approximately 5,000 students who obtained federal loans and grants, there was no notification to the student or the student’s parents, as required, for this student’s Winter 2014 semester award of Direct Loans.

Status – The UM-Dearborn Office of Financial Aid and Scholarships (“OFAS”) modified query parameters used to identify students that require a Right to Cancel Notification to include the time, in addition to the date, the query is run, to ensure that disbursements of notifications are not missed. There were no exceptions noted during this year’s audit.

Finding No. 2014-002 – Return of Title IV Funds (Student Financial Aid Cluster)

Grantor(s): Department of Education

Award(s): William D. Ford Federal Direct Loan Program, 84.268, awarded for academic year 2013-2014; The Federal Pell Grant Program, 84.063, awarded for academic year 2013-2014

Summary – When a recipient of Title IV grant or loan assistance does not begin attendance or withdraws from an institution during a payment period or period of enrollment, disbursed Title IV grant and loan funds are to be returned in accordance with the calculation and timeline prescribed by the Code of Federal Regulations (34 CFR 682.607). The school must return the lesser of – the amount of Title IV funds that the student does not earn; or the amount of institutional charges that the student incurred for the payment period or period of enrollment multiplied by the percentage of the funds not earned.

The University of Michigan

Schedule of Status of Prior Year Findings and Questioned Costs

For two of the 40 UM-Dearborn students selected for testing from a list of the 350 UM-Dearborn students who withdrew during the 2013-14 year, an inaccurate amount of Title IV aid was returned to the Department of Education. In addition, for the one Law School student withdrawal during the 2013-14 year, testing determined an inaccurate amount of Title IV aid was returned to the Department of Education.

Status – The UM-Dearborn OFAS expanded its second-level review for its Return of Title IV calculations and no longer deletes emails from the system which controls all correspondence for the return to title IV calculations. In addition, all email copies kept in the University’s imaging system are no longer condensed which allows the entire trail of messages to be available. An alternative second-level reviewer was added at the Law School with a plan for use when its financial aid director is not available. There were no exceptions noted during this year’s audit.

Finding No. 2014-003 – Federal Work Study – Off-campus Employer Agreements

Grantor(s): Department of Education

Award(s): Federal Work-Study Program, 84.033, awarded for academic year 2013-2014

Summary – Federal Work Study (“FWS”) students may be employed by the institution, a Federal, State, or local agency, a private not-for-profit organization, or a private for-profit organization but the employment must not (1) impair existing service contracts; (2) displace employees; (3) fill jobs that are vacant because the employer’s regular employees are on strike; or (4) involve the construction, operation, or maintenance of any part of a facility used or to be used for religious worship or sectarian instruction. The institution must enter into a written agreement with any agency or organization providing employment under the FWS program (34 CFR sections 675.20 through 675.23).

There are no agreements in place with off-campus agencies providing employment to any of the 32 Law students earning FWS funds during the 2013-2014 academic year. During the current year FWS disbursements at the Law School totalled approximately \$125,000.

Status – The Law School Financial Aid office worked with the University’s General Counsel to create an agreement that is now used by the Law School and outside employers for hiring students via the Federal Work Study program. There were no exceptions noted during this year’s audit.

The University of Michigan

Schedule of Status of Prior Year Findings and Questioned Costs

Finding No. 2014-004 – TEACH Eligibility

Grantor(s): Department of Education

Award(s): Teacher Education Assistance for College and Higher Education Grants (TEACH Grants), 84.379, awarded for academic year 2013-2014

Summary – Students must adhere to an academic standard: they must have a grade point average of at least 3.25 on a 4.0 scale, or the numeric equivalent, or must have scored above the 75th percentile on at least one of the batteries on a nationally-normed standardized undergraduate, post-baccalaureate, or graduate school admissions test. An undergraduate student uses, for the first year, the final high school GPA or the GPA for all the classes taken at college through the most recently completed payment period; after the first year, the latter GPA. If a student transfers from one institution to the current institution and does not qualify under 34 CFR 686.11(a)(1)(v)(E) (student scored above the 75th percentile) the current institution must determine that student's eligibility for a TEACH Grant for the first payment period using either the method described in paragraph (c)(1) of 34 CFR 686.11 or the method described in paragraph (c)(2) of 34 CFR 686.11, whichever method coincides with the current institution's academic policy.

When TEACH Grant eligibility is determined for transfer students to calculate their GPA, UM-Dearborn for at least the first payment period, includes grades for courses accepted for transfer into the TEACH Grant-eligible program. For subsequent payment periods, the school's academic policy regarding the calculation of the GPA (which excludes grades from courses that transfer) is followed in accordance with 34 CFR 686.11 (c)(1).

For one of the two students selected for testing from the population of seven students who obtained TEACH Grants during the 2013-14 school year at the UM-Dearborn campus, a Winter TEACH disbursement was made despite the Fall semester GPA being below the required 3.25 minimum.

Status – UM-Dearborn's action plan was implemented and included changing the status code to a "non-disbursing" status until grades are verified. A rule in UM-Dearborn's Banner Student System was also created to prevent disbursement if the GPA does not meet federal requirements. There were no exceptions noted during this year's audit.

The University of Michigan

Schedule of Status of Prior Year Findings and Questioned Costs

Finding No. 2014-005 – Perkins Overdue Letters

Grantor(s): Department of Education

Award(s): Federal Perkins Loan Program, 84.038, awarded for academic year 2013-2014

Summary – In accordance with 34 CFR 674.43(b), if a payment is overdue and the University has not received a request for forbearance, deferment, or cancellation, you must send the borrower:

- The first overdue notice 15 days after the payment due date;
- The second overdue notice 30 days after the first overdue notice;
- The final demand letter 15 days after the second overdue notice.

In this notice, the University must tell the borrower the amount of any late charge your school has assessed [...], and whether your school has:

- added the charge amount to the principal amount as of the first day on which the payment was due; or
- demanded payment of the charge no later than the first day on which the next instalment is due.

For 13 of the 25 selections made for Perkins loan defaults testing, there was no evidence that the required final demand letter had been sent to the borrower 15 days after the second overdue notice was sent. Upon further review by the University, it was identified that an additional 155 students did not receive this final notice during the 2013-2014 academic year due to a system error at the third party service provider that assists in administering this program.

Status – The University’s third party servicer has adjusted their business processes to include a secondary review to verify that all appropriate letters are sent. The University also added a monthly review of the servicer invoice, which captures transaction summaries, to verify that compliance letters are being sent. There were no exceptions noted during this year’s audit.

Finding No. 2014-006 – Central Entrance Counselling Letter Missed

Grantor(s): Department of Education

Award(s): Federal Direct Student Loans Program, 84.268, awarded for academic year 2013-2014

Summary – Per CFR Title 34 Section 685.304(a), schools “must ensure that entrance counselling is conducted with each Direct Subsidized Loan or Direct Unsubsidized Loan student borrower prior to making the first disbursement of the proceeds of a loan to a student borrower unless the student borrower has received a prior Direct Subsidized Loan, Direct Unsubsidized Loan, Subsidized or Unsubsidized Federal Stafford Loan, or Federal SLS Loan.”

The University of Michigan

Schedule of Status of Prior Year Findings and Questioned Costs

For one of the 60 selections made for Ann Arbor campus student file testing, there was no evidence of completed entrance counselling for the Federal Direct Loan awarded to this student. Upon further review by the University, it was identified that an additional 332 students were not sent a notice requiring the completion of an entrance counselling session during the 2013-14 school year due to a gap in programming within the PeopleSoft system.

Status –The University adjusted configurations in its enterprise system (PeopleSoft) to remove programming gaps and now reviews them regularly. There were no exceptions noted during this year's audit.

Finding No. 2014-007 – Unallowable Costs: Research & Development Cluster

Grantor(s): Department of Health and Human Services - National Institutes of Health

Award(s): Health and Retirement Study Years 23-28; CFDA No. 93.866; Sponsor Award Number: 5- U01-AG-009740-25

Summary – The University of Michigan is subject to compliance requirements pertaining to the allowability of costs under OMB Circular A-21 (Cost Principles for Educational Institutions). Additionally, the University is required to recognize expenditures against a grant as they comply with the nature of costs allowed under each federal grant as set by the Sponsoring Agency and communicated within the grant agreement documents.

During direct cost testing over the R&D Cluster, 40 expenditures were selected for testing of which three were travel expenditures. Of the three expenditures selected, one was identified as being charged to the incorrect grant.

Status – The University has emphasized the need to be diligent in entering and reviewing charges to ensure the expenditures are charged to the proper federal grants. The University also reviewed and refined, as needed, control procedures to ensure expenditures are applied to the correct project and allowable per the grant agreement. There were no exceptions noted during this year's audit.

The University of Michigan

Schedule of Status of Prior Year Findings and Questioned Costs

Finding No. 2014-008 – Remittance of Proceeds from Equipment Disposition: Research & Development Cluster

Grantor(s): National Oceanic and Atmospheric Administration

Award(s): Cooperative Institute for Limnology and Ecosystems Research; CFDA No. 11.432; Sponsor Award Number: NA17RJ1225

Summary – The University of Michigan is subject to compliance requirements pertaining to equipment and real property under OMB Circular A-110 (Uniform Administrative Requirements for Grants and Agreements With Institutions of Higher Education, Hospitals, and Other Non-Profit Organizations), which governs the acquisition, management and disposition of property. This guidance requires the University to request disposition instruction of the agency and compensate the Federal awarding agency according to the proportion of federal participation, if the University retains the equipment for other uses after the completion of the project or sells the item and the item has a per unit fair market value of \$5,000 or more.

During compliance testing over equipment dispositions, nine dispositions of equipment were selected for testing. Of the nine items selected, one was identified as having been sold for an amount greater than \$5,000 fair market value, with no proceeds remitted to the awarding agency.

Status – The University emphasized the need to be diligent in reviewing disposals of federally funded assets to ensure that, if necessary, proceeds are properly and timely remitted to the awarding agency. There were no exceptions noted during this year's audit.

6032 Wolverine Tower
3003 S. State Street
Ann Arbor, Michigan 48109

T: 734 764-7214 F: 734 647-5284
clsoper@umich.edu

February 8, 2016

RE: Reporting Package [_.320(c)(4)] - Corrective action plan [_.315(c)]

1. Name of the contact person responsible for corrective actions planned:

Cheryl Soper
Controller and Director of Financial Operations
The University of Michigan (386006309)
6032 Wolverine Tower
3003 South State Street
Ann Arbor, MI 48109-1287
Phone: 734-764-7214
E-mail: clsoper@umich.edu

2. Corrective actions planned:

Finding No. 2015-001 – Equipment Monitoring

Grantor(s): Department of Health and Human Services – National Institute of Health, National Science Foundation

Award(s): Cognitive Modulation of Circadian Rhythms, CFDA 93.242, Sponsor Award Number: 5 R01 MH079084-04; The Center for HIV RNA Studies (CRNA), CFDA 93.859, Sponsor Award Number: 3 P50 GM103297-03S1; Multi-Scale Origami for Novel Photonics, CFDA 47.041, Sponsor Award Number EFRI 1240264

View of Responsible Officials – The University concurs with the auditor's finding and recommendation. The University will no longer effectively dispose of any assets currently in use with a net book value of less than \$5,000. The University will also assess its existing policies and procedures with respect to the acquisition, monitoring and ultimate disposition of federally funded assets to ensure that these activities are being conducted in accordance with the terms of the underlying grant as well as the appropriate federal guidance.

Anticipated Completion Date – June 30, 2016