

**The University of Michigan**  
**Reports on Federal Awards in Accordance**  
**with OMB Circular A-133**  
**For the Year Ended June 30, 2014**  
**EIN 38-6006309**

# The University of Michigan

## Contents

---

### Pages (s)

#### Part I – Financial Information

Independent Auditor’s Report .....	1-3
Management’s Discussion and Analysis .....	4-27
Consolidated Financial Statements:	
Consolidated Financial Statements .....	28-31
Notes to Consolidated Financial Statements .....	32-65
Supplementary Information:	
Schedule of Expenditures of Federal Awards .....	66-152
Notes to Schedule of Expenditures of Federal Awards .....	153-158

#### Part II – OMB Circular A-133 Supplemental Reports

Independent Auditor’s Report on Internal Control Over Financial Reporting and on Compliance and Other Matters Based on an Audit of Financial Statements Performed in Accordance with <i>Government Auditing Standards</i> .....	159-160
Independent Auditor’s Report on Compliance with Requirements That Could Have a Direct and Material Effect on Each Major Program and on Internal Control Over Compliance in Accordance with OMB Circular A-133 .....	161-163
Schedule of Findings and Questioned Costs .....	164-176
Schedule of Status of Prior Year Findings and Questioned Costs .....	177-179
Corrective Action Plan .....	180-184



## **Independent Auditor's Report**

The Regents of the University of Michigan

### Report on the Financial Statements

We have audited the accompanying financial statements of the University of Michigan (the "University"), as of and for the years ended June 30, 2014 and 2013 and the related notes to the financial statements which collectively comprise the statements of net position and the related statements of revenues, expenses and changes in net position and cash flows.

### Management's Responsibility for the Financial Statements

Management is responsible for the preparation and fair presentation of these financial statements in accordance with accounting principles generally accepted in the United States of America; this includes the design, implementation, and maintenance of internal control relevant to the preparation and fair presentation of financial statements that are free from material misstatement, whether due to fraud or error.

### Auditor's Responsibility

Our responsibility is to express an opinion on these financial statements based on our audits. We conducted our audits in accordance with auditing standards generally accepted in the United States of America and the standards applicable to financial audits contained in *Government Auditing Standards*, issued by the Comptroller General of the United States. Those standards require that we plan and perform the audit to obtain reasonable assurance about whether the financial statements are free from material misstatement.

An audit involves performing procedures to obtain audit evidence about the amounts and disclosures in the financial statements. The procedures selected depend on our judgment, including the assessment of the risks of material misstatement of the financial statements, whether due to fraud or error. In making those risk assessments, we consider internal control relevant to the University's preparation and fair presentation of the financial statements in order to design audit procedures that are appropriate in the circumstances, but not for the purpose of expressing an opinion on the effectiveness of the University's internal control. Accordingly, we express no such opinion. An audit also includes

evaluating the appropriateness of accounting policies used and the reasonableness of significant accounting estimates made by management, as well as evaluating the overall presentation of the financial statements. We believe that the audit evidence we have obtained is sufficient and appropriate to provide a basis for our audit opinion.

### Opinion

In our opinion, the financial statements referred to above present fairly, in all material respects, the financial position of the University at June 30, 2014 and 2013, and the changes in financial position and cash flows thereof for the years then ended in accordance with accounting principles generally accepted in the United States of America.

### Other Matters

#### *Required Supplementary Information*

The accompanying management's discussion and analysis on pages 4 through 27 is required by accounting principles generally accepted in the United States of America to supplement the basic financial statements. Such information, although not a part of the basic financial statements, is required by the Governmental Accounting Standards Board who considers it to be an essential part of financial reporting for placing the basic financial statements in an appropriate operational, economic, or historical context. We have applied certain limited procedures to the required supplementary information in accordance with auditing standards generally accepted in the United States of America, which consisted of inquiries of management about the methods of preparing the information and comparing the information for consistency with management's responses to our inquiries, the basic financial statements, and other knowledge we obtained during our audits of the basic financial statements. We do not express an opinion or provide any assurance on the information because the limited procedures do not provide us with sufficient evidence to express an opinion or provide any assurance.

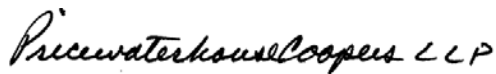
#### *Other Information*

Our audit was conducted for the purpose of forming an opinion on the financial statements that collectively comprise the University's financial statements. The accompanying schedule of expenditures of federal awards is presented for purposes of additional analysis as required by Office of Management and Budget Circular A-133, *Audits of States, Local Governments, and Non-Profit Organizations* and is not a required part of the financial statements.

The accompanying schedule of expenditures of federal awards is the responsibility of management and was derived from and relates directly to the underlying accounting and other records used to prepare the financial statements. Such information has been subjected to the auditing procedures applied in the audit of the financial statements and certain additional procedures, including comparing and reconciling such information directly to the underlying accounting and other records used to prepare the financial statements or to the financial statements themselves, and other additional procedures in accordance with auditing standards generally accepted in the United States of America. In our opinion, the schedule of expenditures of federal awards is fairly stated, in all material respects, in relation to financial statements as a whole.

Other Reporting Required by *Government Auditing Standards*

In accordance with *Government Auditing Standards*, we have also issued our report dated September 18, 2014 on our consideration of the University's internal control over financial reporting and on our tests of its compliance with certain provisions of laws, regulations, contracts and grant agreements and other matters for the year ended June 30, 2014. The purpose of that report is to describe the scope of our testing of internal control over financial reporting and compliance and the results of that testing and not to provide an opinion on internal control over financial reporting or on compliance. That report is an integral part of an audit performed in accordance with *Government Auditing Standards* in considering the University's internal control over financial reporting and compliance.

PricewaterhouseCoopers LLP

September 18, 2014

# THE UNIVERSITY OF MICHIGAN

## Management's Discussion and Analysis (Unaudited)

### Introduction

The following discussion and analysis provides an overview of the financial position of the University of Michigan (the "University") at June 30, 2014 and 2013 and its activities for the three fiscal years ended June 30, 2014. This discussion has been prepared by management and should be read in conjunction with the financial statements and the notes thereto, which follow this section.

The University is a comprehensive public institution of higher learning with over 61,000 students and approximately 7,600 faculty members on three campuses in southeast Michigan. The University offers a diverse range of degree programs from baccalaureate to post-doctoral levels through 19 schools and colleges, and contributes to the state and nation through related research and public service programs. The University also has a nationally renowned health system which includes three hospitals, 40 health centers, more than 120 outpatient clinics, the University's Medical School and Michigan Health Corporation, a wholly-owned corporation created to pursue joint venture and managed care initiatives. The University, in total, employs over 44,000 permanent employees and approximately 14,000 temporary staff.

The University consistently ranks among the nation's top universities by various measures of quality, both in general academic terms, and in terms of strength of offerings in specific academic disciplines and professional subjects. Research is central to the University's mission and a key aspect of its strong reputation among educational institutions. The University is widely recognized for the breadth and excellence of its research enterprise as well as for the exceptional level of cooperation across disciplines, which allows faculty and students to address the full complexity of real-world challenges. The University's Health System also has a tradition of excellence in teaching, advancement of medical science and patient care, consistently ranking among the best health care systems in the nation.

# THE UNIVERSITY OF MICHIGAN

## Management's Discussion and Analysis (Unaudited)--Continued

### Financial Highlights

The University's financial position remains strong, with assets of \$18.2 billion and liabilities of \$5.1 billion at June 30, 2014, compared to assets of \$16.4 billion and liabilities of \$4.9 billion at June 30, 2013. Net position, which represents the residual interest in the University's assets after liabilities are deducted, totaled \$13.1 billion at June 30, 2014 as compared to \$11.5 billion at June 30, 2013. Changes in net position represent the University's results of operations and are summarized for the years ended June 30, 2014 and 2013 as follows:

	2014	2013
	(in millions)	
Operating revenues and educational appropriations	\$ 5,900.6	\$ 5,676.4
Private gifts for operating activities	166.4	168.6
Operating and net interest expenses	(6,428.0)	(6,162.1)
	(361.0)	(317.1)
Net investment income	1,653.8	847.3
Endowment and capital gifts/grants and other	282.2	199.7
Increase in net position	\$ 1,575.0	\$ 729.9

Net position increased \$1.6 billion in fiscal 2014 after an increase of \$730 million in fiscal 2013 primarily due to increases in net investment income which totaled \$1.7 billion and \$847 million in 2014 and 2013, respectively.

In 2014, operating revenues and educational appropriations increased 3.9 percent, or \$224 million, while total operating and net interest expenses increased 4.3 percent, or \$266 million. As a result of the Victors for Michigan campaign which was launched in November 2013, endowment and capital gifts increased significantly in 2014.

The results of operations reflect the University's focus on maintaining its national standards academically, in research and in health care within a competitive recruitment environment for faculty and health care professionals and a period of reduced federal funding for research. At the same time, the University is addressing constrained state appropriations and rising health care, regulatory and facility costs with aggressive cost cutting and productivity gains to help preserve access to affordable higher education for Michigan families. To achieve aggressive and sustainable long-term goals for cost cutting and productivity gains, the University is also strategically utilizing resources to bridge cuts and support enterprise-wide information technology projects and other initiatives.

## THE UNIVERSITY OF MICHIGAN

### **Management's Discussion and Analysis (Unaudited)--Continued**

The University's long-term investment strategy combined with its endowment spending policy serves to insulate operations from expected volatility in the capital markets and provide for a stable and predictable level of spending distributions from the endowment. Endowment spending rate distributions to University units totaled \$277 million and \$270 million in 2014 and 2013, respectively. The success of the University's long-term investment strategy is evidenced by strong returns over sustained periods of time and the ability to limit losses in the face of challenging markets.

The University invests its financial assets in pools with distinct risk and liquidity characteristics based on its needs, with most of its financial assets invested in two such pools. The University's working capital is primarily invested in relatively short duration, liquid assets, through its Daily and Monthly Portfolios, while the endowment is invested, along with the noncurrent portion of the insurance and benefit reserves, in an equity oriented long-term strategy, through its Long Term Portfolio.

#### **Using the Financial Statements**

The University's financial report includes three financial statements: the Statement of Net Position; the Statement of Revenues, Expenses and Changes in Net Position; and the Statement of Cash Flows. These financial statements are prepared in accordance with Governmental Accounting Standards Board ("GASB") principles, which establish standards for external financial reporting for public colleges and universities.



# THE UNIVERSITY OF MICHIGAN

## Management's Discussion and Analysis (Unaudited)--Continued

### Statement of Net Position

The statement of net position presents the financial position of the University at the end of the fiscal year and includes all assets and liabilities of the University. The difference between total assets and total liabilities — net position — is one indicator of the current financial condition of the University, while the change in net position is an indication of whether the overall financial condition has improved or worsened during the year. A comparison of the University's assets, liabilities and net position at June 30, 2014 and 2013 is summarized as follows:

	<b>2014</b>	<b>2013</b>
	(in millions)	
Current assets	\$ 2,317	\$ 2,153
Noncurrent assets:		
Endowment, life income and other investments	10,053	8,674
Capital assets, net	5,467	5,369
Other	358	237
Total assets	18,195	16,433
Current liabilities	1,530	1,397
Noncurrent liabilities	3,607	3,553
Total liabilities	5,137	4,950
Net position	\$ 13,058	\$ 11,483

The University continues to maintain and protect its strong financial foundation. This financial health, as reflected in the statement of net position at June 30, 2014 and 2013, results from the prudent utilization of financial resources including careful cost controls, preservation of endowment funds, conservative utilization of debt and adherence to a long-range capital plan for the maintenance and replacement of the physical plant.

Current assets consist primarily of cash and cash equivalents, operating and capital investments and accounts receivable and totaled \$2.3 billion and \$2.2 billion at June 30, 2014 and 2013, respectively. Cash, cash equivalents and investments for operating activities totaled \$1.0 billion at June 30, 2014, which represents approximately two months of total expenses excluding depreciation.

Current liabilities consist primarily of accounts payable, accrued compensation, unearned revenue, commercial paper, the current portion of bonds payable and net long-term bonds payable subject to remarketing. Current liabilities totaled \$1.5 billion and \$1.4 billion at June 30, 2014 and 2013, respectively.

## THE UNIVERSITY OF MICHIGAN

### Management's Discussion and Analysis (Unaudited)--Continued

#### Endowment, Life Income and Other Investments

The composition of the University's endowment, life income and other investments at June 30, 2014 and 2013 is summarized as follows:

	2014	2013
	(in millions)	
Endowment investments	\$ 9,731	\$ 8,382
Life income investments	119	111
Noncurrent portion of insurance and benefits obligations investments	203	181
	<u>\$ 10,053</u>	<u>\$ 8,674</u>

The University's endowment funds consist of both permanent endowments and funds functioning as endowment. Permanent endowments are those funds received from donors with the stipulation that the principal remain inviolate and be invested in perpetuity to produce income that is to be expended for the purposes specified by the donors. Funds functioning as endowment consist of amounts (restricted gifts or unrestricted funds) that have been allocated by the University for long-term investment purposes, but are not limited by donor stipulations requiring the University to preserve principal in perpetuity. Programs supported by endowment funds include scholarships, fellowships, professorships, research efforts and other important programs and activities.

The University uses its endowment funds to support operations in a way that strikes a balance between generating a predictable stream of annual support for current needs and preserving the purchasing power of the endowment funds for future periods. The major portion of the endowment is maintained in the University Endowment Fund, a unitized pool which represents a collection of approximately 8,500 separate (individual) funds, the majority of which are restricted for specific purposes. The University Endowment Fund is invested in the University's Long Term Portfolio, a single diversified investment pool.

The endowment spending rule provides for distributions from the University Endowment Fund to the units that benefit from the endowment fund. Commencing with the quarter ending September 30, 2010, the annual distribution rate began to be reduced from 5 percent of the one-quarter lagged seven year moving average fair value of University Endowment Fund shares to 4.5 percent. To avoid negative impacts of this change on near-term budgets, endowment distributions were managed toward the new rate by keeping quarter to quarter distributions per share unchanged and gradually moving toward the 4.5 percent rate when increases in share value would otherwise result in higher per share distributions. The University reached the 4.5 percent target rate as of December 31, 2013. This change is one element of an ongoing financial management strategy that has allowed the University to effectively weather the challenging economic environment while avoiding measures taken by many of our peer institutions, such as faculty hiring freezes, furloughs, program cuts or halting construction.

## THE UNIVERSITY OF MICHIGAN

### **Management's Discussion and Analysis (Unaudited)--Continued**

To protect endowment principal in the event of a prolonged market downturn, distributions are limited to 5.3 percent of the current fair value of fund shares. Any capital gains or income generated above the endowment spending rate are reinvested so that in lean times funds will be available for distribution. In addition, departments may also use withdrawals from funds functioning as endowment to support capital expenditures and operations.

Endowment spending rate distributions totaled \$283 million, \$276 million and \$270 million and withdrawals from funds functioning as endowment totaled \$137 million, \$24 million and \$39 million in 2014, 2013 and 2012, respectively. Total spending rate distributions combined with withdrawals from funds functioning as endowment averaged 6.0 percent, 4.8 percent and 5.2 percent of the current year average fair value of the University Endowment Fund for 2014, 2013 and 2012, respectively. Over the past ten years, total spending rate distributions combined with withdrawals from funds functioning as endowment averaged 5.2 percent.

#### **Capital and Debt Activities**

One of the critical factors in continuing the quality of the University's academic, research and clinical programs is the development and renewal of capital assets. The University continues to implement its long-range plan to modernize its complement of older facilities, along with balanced investment in new construction.

Capital asset additions totaled \$590 million in 2014, as compared to \$519 million in 2013. Capital asset additions primarily represent renovation and new construction of student residence, academic, research, clinical and athletic facilities, as well as significant investments in equipment, including information technology. Current year capital asset additions were primarily funded with net position and gifts designated for capital purposes of \$504 million, as well as debt proceeds of \$86 million. Construction in progress, which totaled \$271 million at June 30, 2014 and \$328 million at June 30, 2013, includes important projects for student residential life, research, instruction, patient care and athletics.

Projects completed in 2014 include renovation and expansion of the George Granger Brown Memorial Laboratories and Institute for Social Research (ISR) buildings, construction of the Northville Health Center facility, and renovation of graduate and undergraduate student residences.

Originally constructed in 1958, the George Granger Brown Memorial Laboratories building, which houses the Department of Mechanical Engineering, was expanded by 62,500 gross square feet to add research laboratories and offices for faculty and graduate students to support emerging research endeavors. Designed to support interdisciplinary collaboration within the University and with other academic institutions and industry, the expansion also provides spaces to enhance the ability to realize ultra-high-resolution measurements at molecular and atomic scales to enable researchers to study the forces at work at the smallest scales and advance nanotechnologies in energy, manufacturing, healthcare and biotechnology.

## THE UNIVERSITY OF MICHIGAN

### **Management's Discussion and Analysis (Unaudited)--Continued**

The ISR building, which was originally constructed in 1965, was expanded by 56,700 gross square feet with a five-level addition and renovation of 12,800 square feet of the existing building. The additional space was needed to address ISR's continued growth in programs and projects and enhance existing space configurations and technological infrastructure to promote collaborations for increasingly interdisciplinary social science research. As ISR's traditional social science research portfolio has expanded to include the collection and analysis of environmental factors and biometric and biological data, the new addition includes basement-level secure storage facilities for biospecimens and secure data enclaves. This expansion was funded in part by a grant from the National Institutes of Health, awarded as part of the American Recovery and Reinvestment Act.

The Northville Health Center facility was constructed pursuant to the terms of a 25-year capital lease in western Wayne County as part of the Health System's strategic plan to attract patients from outside its local market area of Washtenaw and Livingston counties. The expanded clinical programs made possible by this new 100,000 square foot facility, which offers primary and specialty care, will support the Health System's near-by Livonia Center for Specialty Care and improve overall market share. The site will also accommodate future expansion.

Renovation of student residences in East Quadrangle, the Lawyers Club building and the John P. Cook building was also completed in 2014. The infrastructure of these student residences was thoroughly upgraded, including wireless high-speed network access, accessibility improvements, renovated bath facilities and new plumbing, heating, cooling, ventilation, fire detection and suppression systems. In addition, energy conservation measures were implemented to improve the energy performance of the overall buildings.

The renovation of East Quadrangle, which was originally constructed in 1940, is part of the University's residential life initiatives and follows extensive renovations to Alice Lloyd, Mosher Jordan, Stockwell and Couzens residence halls in previous years. This project also improved dining and Residential College facilities as well as added new spaces for living-learning initiatives, student interaction and community. The Lawyers Club and John P. Cook buildings comprise the student-housing portion of the Law Quadrangle and were opened in 1924 and 1931, respectively. One of the largest gifts ever made to the Law School helped to revitalize these student living spaces and create a sense of community, while preserving the historic collegiate gothic exteriors. In honor of the gift, the north wing of the Lawyers Club is now called the Charles T. Munger Residences.

# THE UNIVERSITY OF MICHIGAN

## Management's Discussion and Analysis (Unaudited)--Continued

Construction in progress at June 30, 2014 includes the next phase of residential life initiatives and construction of a new residential facility for graduate students. Renovation of South Quadrangle, which was originally constructed in 1951, is expected to be completed in August 2014 and continues the work of the University's planned capital program to improve university housing and dining facilities and strengthen the connection between living and learning on campus. One of the largest gifts ever made to the University is funding the construction and furnishing of a new state-of-the-art residence designed to foster a community where graduate students from multiple disciplines can live and exchange ideas in a unique high-density residential-academic arrangement. The eight-story Munger Graduate Residence will include approximately 380,000 gross square feet and accommodate approximately 630 students in an apartment-style layout. Construction is scheduled to be completed in summer 2015.

The University takes its financial stewardship responsibility seriously and works diligently to manage its financial resources effectively, including the prudent use of debt to finance capital projects. A strong debt rating is an important indicator of the University's success in this area. In February 2014, Moody's Investors Service, Inc. ("Moody's") affirmed its highest credit rating (Aaa) for bonds backed by a broad revenue pledge based on extremely strong credit fundamentals, including significant financial resources, strong market position and consistent operating performance derived from a well diversified revenue base. Standard & Poor's Ratings Services ("Standard & Poor's") also affirmed its highest credit rating (AAA) based on the University's national reputation for academic and research excellence, strong financial resources, positive financial performance, exceptional record of fundraising and manageable debt burden and capital plan. Only three other public universities have received the highest credit ratings from both Moody's and Standard & Poor's.

Long-term debt activity for the year ended June 30, 2014 is summarized as follows:

	Beginning Balance	Additions	Reductions	Ending Balance
	(in millions)			
Commercial paper	\$ 55	\$ 2	\$ 16	\$ 41
Bonds	1,752	101	59	1,794
	\$ 1,807	\$ 103	\$ 75	\$ 1,835

The University utilizes commercial paper, backed by a general revenue pledge, to provide interim financing for its capital improvement program. Outstanding commercial paper is converted to long-term debt financing as appropriate, within the normal course of business. Outstanding bonds are supported by the university's general revenues.

During 2014, consistent with capital and debt financing plans, the University issued \$92 million of fixed rate, tax-exempt, general revenue bonds, with a net original issue premium of \$9 million. Total bond proceeds of \$101 million were utilized for capital projects and debt issuance costs.

# THE UNIVERSITY OF MICHIGAN

## Management's Discussion and Analysis (Unaudited)--Continued

The University maintains a combination of fixed and variable rate debt, which totaled \$1.8 billion at June 30, 2014 and 2013. The composition of the University's debt at June 30, 2014 and 2013 is summarized as follows:

	2014	2013
	(in millions)	
Variable rate:		
Commercial paper	\$ 41	\$ 55
Bonds	850	864
Fixed rate bonds	944	888
	<u>\$ 1,835</u>	<u>\$ 1,807</u>

A significant portion of the University's variable rate bonds are subject to remarketing and, in accordance with GASB Interpretation No. 1, such debt is classified as current unless supported by long-term liquidity arrangements, such as lines of credit or standby bond purchase agreements, which could refinance the debt on a long-term basis. In the event that variable rate bonds are put back to the University by the debt holder, management believes that the bonds will be remarketed within a reasonable amount of time. The University's strong credit rating facilitates the remarketing of its debt. In addition, the University maintains four remarketing agents to achieve a wide distribution of its variable rate debt.

While fixed rate bonds typically have a higher effective rate of interest as compared to variable rate bonds, they reduce the volatility of required debt service payments and do not require liquidity support, such as letters of credit or guarantees.

Effective interest rates averaged 2.1 percent in 2014 and 2.2 percent in 2013, including the federal subsidies for interest on taxable Build America Bonds. In 2014, interest expense includes the write-off of unamortized bond issuance costs of \$8 million as required by the adoption of GASB Statement No. 65, *Items Previously Reported as Assets and Liabilities* ("GASB 65"). Interest expense net of federal subsidies received for interest on taxable Build America Bonds and interest capitalized during construction totaled \$47 million in 2014 and \$41 million in 2013, while capitalized interest on debt financed construction in progress totaled \$2 million in 2013. There was no interest capitalized in 2014.

## THE UNIVERSITY OF MICHIGAN

### Management's Discussion and Analysis (Unaudited)--Continued

#### Obligations for Postemployment Benefits

In accordance with GASB Statement No. 45, *Accounting and Financial Reporting by Employers for Postemployment Benefits Other than Pensions*, the University recognizes the cost of postemployment benefits during the periods when employees render their services. Using current actuarial assumptions, and presuming a continuation of the current level of benefits, the University's obligations for postemployment benefits totaled \$1.73 billion and \$1.70 billion at June 30, 2014 and 2013, respectively. Since a portion of retiree medical services will be provided by the University's Health System, this liability is net of the related margin and fixed costs of providing those services which totaled \$303 million and \$290 million at June 30, 2014 and 2013, respectively.

By implementing a series of health benefit initiatives over the past nine years, the University has favorably impacted its actuarial accrued liability for postemployment benefits by approximately \$586 million as of June 30, 2014. These initiatives have included cost sharing changes, elimination of Medicare Part B reimbursements for certain retirees and adjustment of retirement eligibility criteria. The University amortizes changes in actuarial assumptions, plan design and experience gains and losses over a ten year closed period. Accordingly, the liability for net postemployment benefits obligations recorded in the statement of net position differs from the actuarial accrued liability by the unamortized portion of these changes. At June 30, 2014, the recorded liability for net postemployment benefits obligations totaled \$1.73 billion and the actuarial accrued liability totaled \$1.46 billion.

# THE UNIVERSITY OF MICHIGAN

## Management's Discussion and Analysis (Unaudited)--Continued

### Net Position

Net position represents the residual interest in the University's assets after liabilities are deducted. The composition of the University's net position at June 30, 2014 and 2013 is summarized as follows:

	2014	2013
	(in millions)	
Net investment in capital assets	\$ 3,698	\$ 3,637
Restricted:		
Nonexpendable:		
Permanent endowment corpus	1,535	1,432
Expendable:		
Net appreciation of permanent endowments	1,725	1,339
Funds functioning as endowment	2,008	1,748
Restricted for operations and other	739	602
Unrestricted	3,353	2,725
	<u>\$ 13,058</u>	<u>\$ 11,483</u>

Net investment in capital assets represents the University's capital assets net of accumulated depreciation and outstanding principal balances of debt related to the acquisition, construction or improvement of those assets. The \$61 million increase reflects the University's continued development and renewal of its capital assets in accordance with its long-range capital plan.

Restricted nonexpendable net position represents the historical value (corpus) of gifts to the University's permanent endowment funds. The \$103 million increase primarily represents new gifts. Restricted expendable net position is subject to externally imposed stipulations governing their use. This category of net position includes net appreciation of permanent endowments, funds functioning as endowment and net position restricted for operations, facilities and student loan programs. Restricted expendable net position totaled \$4.5 billion at June 30, 2014, as compared to \$3.7 billion at June 30, 2013. The increase of approximately \$800 million is primarily driven by new gifts and strong investment returns.

Although unrestricted net position is not subject to externally imposed stipulations, all of the University's unrestricted net position has been designated for various academic and research programs and initiatives, as well as capital projects. Unrestricted net position at June 30, 2014 and 2013 totaled \$3.4 billion and \$2.7 billion, respectively. At June 30, 2014, unrestricted net position included funds functioning as endowment of \$4.3 billion offset by unfunded obligations for postemployment benefits of \$1.7 billion. At June 30, 2013, unrestricted net position included funds functioning as endowment of \$3.7 billion offset by unfunded obligations for postemployment benefits of \$1.7 billion. Unrestricted net position also includes other net resources which totaled approximately \$800 million and \$700 million at June 30, 2014 and 2013, respectively.



# THE UNIVERSITY OF MICHIGAN

## Management's Discussion and Analysis (Unaudited)--Continued

### Statement of Revenues, Expenses and Changes in Net Position

The statement of revenues, expenses and changes in net position presents the University's results of operations. In accordance with GASB reporting principles, revenues and expenses are classified as either operating or nonoperating. A comparison of the University's revenues, expenses and changes in net position for the three years ended June 30, 2014 is summarized as follows:

	2014	2013	2012
	(in millions)		
Operating revenues:			
Student tuition and fees, net of scholarship allowances	\$ 1,107.6	\$ 1,064.7	\$ 998.4
Sponsored programs	1,027.6	1,076.0	1,045.8
Patient care revenues, net	3,001.3	2,786.1	2,601.8
Other	398.4	390.5	392.6
	5,534.9	5,317.3	5,038.6
Operating expenses	6,381.3	6,121.0	5,842.1
Operating loss	(846.4)	(803.7)	(803.5)
Nonoperating and other revenues (expenses):			
State educational appropriations	321.7	315.9	307.6
Federal Pell grants	44.0	43.2	45.3
Private gifts for operating activities	166.4	168.6	131.6
Net investment income	1,653.8	847.3	68.7
Interest expense, net	(54.2)	(49.3)	(45.1)
Federal subsidies for interest on Build America Bonds	7.5	8.2	8.3
Endowment and capital gifts and grants	297.7	212.1	107.6
Other	(15.5)	(12.4)	8.4
Nonoperating and other revenues, net	2,421.4	1,533.6	632.4
Increase (decrease) in net position	1,575.0	729.9	(171.1)
Net position, beginning of year	11,483.1	10,753.2	10,924.3
Net position, end of year	\$ 13,058.1	\$ 11,483.1	\$ 10,753.2

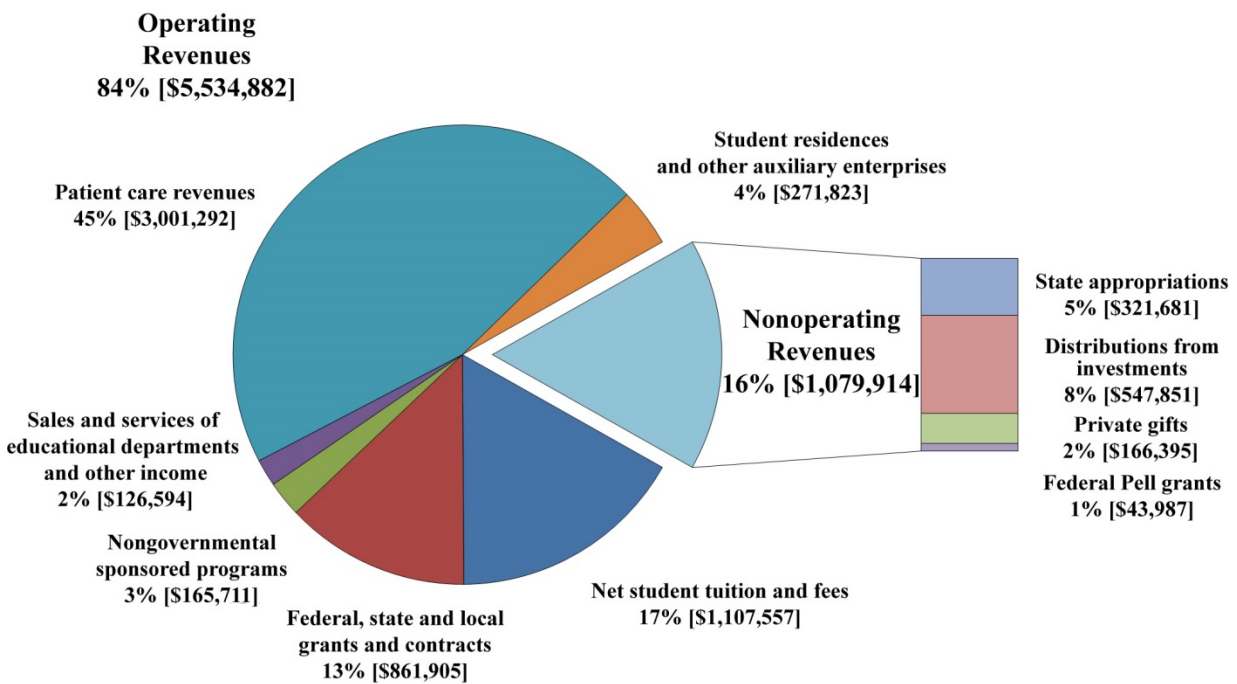
One of the University's greatest strengths is the diverse streams of revenue that supplement its student tuition and fees, including private support from individuals, foundations and corporations, along with government and other sponsored programs, state appropriations and investment income. The University continues to aggressively seek funding from all possible sources consistent with its mission in order to supplement student tuition and prudently manage the financial resources realized from these efforts to fund its operating activities, which include instruction, patient care and research.

# THE UNIVERSITY OF MICHIGAN

## Management's Discussion and Analysis (Unaudited)--Continued

The following is a graphic illustration of revenues by source, both operating and nonoperating, which are used to fund the University's operating activities for the year ended June 30, 2014 (amounts are presented in thousands of dollars). Certain recurring sources of the University's revenues are considered nonoperating, as defined by GASB, such as state appropriations, distributions from investments, private gifts and federal Pell grants.

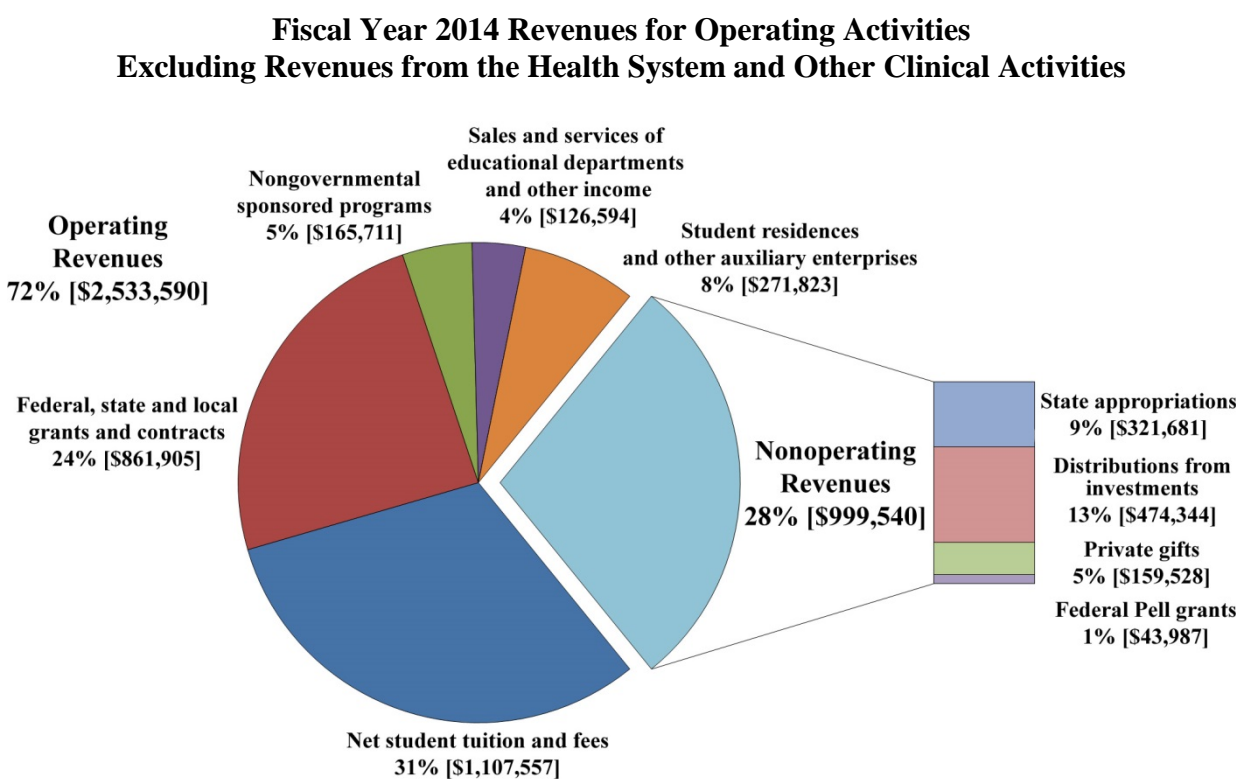
### Fiscal Year 2014 Revenues for Operating Activities



# THE UNIVERSITY OF MICHIGAN

## Management's Discussion and Analysis (Unaudited)--Continued

The University measures its performance both for the University as a whole and for the University without its Health System and other clinical activities. The exclusion of these activities allows a clearer view of the operations of the schools and colleges, as well as central administration. The following is a graphic illustration of University revenues by source, both operating and nonoperating, which are used to fund operating activities other than the Health System and other clinical activities, for the year ended June 30, 2014 (amounts are presented in thousands of dollars).



Tuition and state appropriations are the primary sources of funding for the University's academic programs. There is a relationship between the growth or reduction in state support and the University's ability to restrain tuition fee increases. Together, net student tuition and fees and state appropriations increased 4 percent, or \$49 million, to \$1.43 billion in 2014, as compared to 6 percent, or \$75 million, to \$1.38 billion in 2013.

# THE UNIVERSITY OF MICHIGAN

## Management's Discussion and Analysis (Unaudited)--Continued

The University has been able to avoid the severe cuts and double digit tuition increases experienced elsewhere in the country because of a prudent long-term plan which anticipated the realities of the state's challenging economy. The University's plan includes an ongoing commitment to cost containment and reallocating resources to the highest priorities to provide support for innovative new academic initiatives to maintain academic excellence and help students keep pace with the evolving needs of society.

In 2014, the University's state educational appropriations increased by 2 percent, or \$6 million, to \$322 million. In 2013, the University's state educational appropriations increased by 3 percent, or \$8 million, to \$316 million. This followed a year when the University received the largest cut in state appropriations in its history, a 15 percent, or \$54 million reduction in 2012.

For the three years ended June 30, 2014, net student tuition and fees revenue consisted of the following components:

	2014	2013	2012
	(in millions)		
Student tuition and fees	\$ 1,405.3	\$ 1,349.1	\$ 1,269.7
Scholarship allowances	(297.7)	(284.4)	(271.3)
	<u>\$ 1,107.6</u>	<u>\$ 1,064.7</u>	<u>\$ 998.4</u>

In 2014, net student tuition and fees revenue increased 4 percent, or \$43 million, to \$1.11 billion, which reflects a 4 percent, or \$56 million, increase in gross tuition and fee revenues offset by a 5 percent, or \$13 million increase in scholarship allowances. Tuition rate increases in 2014 were 1.1 percent for resident undergraduate students, 3.2 percent for nonresident undergraduate students and 1.8 percent for most graduate students on the Ann Arbor campus, with a 3.5 percent tuition rate increase for most undergraduate and graduate students on the Dearborn campus and 3.5 percent and 3.0 percent tuition rate increases for undergraduate and graduate students on the Flint campus, respectively. The University also experienced moderate growth in the number of students, particularly nonresident students.

In 2013, net student tuition and fees revenue increased 7 percent, or \$66 million, to \$1.06 billion, which reflects a 6 percent, or \$79 million, increase in gross tuition and fee revenues offset by a 5 percent, or \$13 million increase in scholarship allowances. Tuition rate increases in 2013 were 2.8 percent for resident undergraduate students, 3.5 percent for nonresident undergraduate students and 3.0 percent for most graduate students on the Ann Arbor campus, with a 3.7 percent tuition rate increase for most undergraduate and graduate students on the Dearborn campus and 3.6 percent and 2.8 percent tuition rate increases for undergraduate and graduate students on the Flint campus, respectively. The University also experienced moderate growth in the number of students, particularly nonresident students.

## THE UNIVERSITY OF MICHIGAN

### Management's Discussion and Analysis (Unaudited)--Continued

The University's tuition increases have consistently been among the lowest in the state, even in years of significant reductions in state appropriations, which reflects a commitment to affordable higher education for Michigan families. At the same time, the University has also increased scholarship and fellowship expenses and related allowances to benefit students in financial need.

While tuition and state appropriations fund a large percentage of University costs, private support is becoming increasingly essential to the University's academic distinction. Private gifts for other than capital and permanent endowment purposes totaled \$166 million in 2014, as compared to \$169 million in 2013 and \$132 million in 2012.

The University receives revenues for sponsored programs from various government agencies and private sources, which normally provide for both direct and indirect costs to perform these sponsored activities, with a significant portion related to federal research. Revenues for sponsored programs decreased 4 percent, or \$48 million, to \$1.0 billion in 2014, which reflects the ongoing impact of sequestration and continued competitive pressure associated with obtaining federally sponsored funds, offset somewhat by increased revenue from industry sponsored activities. Revenues for sponsored programs increased 3 percent, or \$30 million, to \$1.1 billion in 2013, consistent with the national trend of stabilized federal research funding, supplemented by increased revenue from industry sponsored activities.

Patient care revenues are principally generated within the University's hospitals and ambulatory care facilities under contractual arrangements with governmental payers and private insurers. Patient care revenues increased 8 percent, or \$215 million, to \$3.0 billion in 2014, as compared to an increase of 7 percent, or \$184 million, to \$2.8 billion in 2013. The increased revenues for both years primarily resulted from growth in outpatient and inpatient volume, as well as an increase in revenue per patient case resulting from a combination of favorable changes in payment rates, case mix improvements and payer mix changes.

Net investment income totaled \$1.7 billion in 2014, compared to \$847 million in 2013 and \$69 million in 2012. Consistent with recent trends, the returns in 2014 remained strong in developed market equities, absolute return strategies and all alternative asset classes. In addition, the fixed income asset class which experienced small losses in 2013 achieved double digit returns in the current year. In 2012, fixed income had strong returns which more than offset losses in the University's equity oriented investments.

# THE UNIVERSITY OF MICHIGAN

## Management's Discussion and Analysis (Unaudited)--Continued

Endowment and capital gifts and grants totaled \$298 million in 2014 as compared to \$212 million and \$108 million in 2013 and 2012, respectively, with the significant increase in 2014 and 2013 due primarily to capital gifts. Private gifts for permanent endowment purposes totaled \$89 million in 2014, as compared to \$78 million in 2013 and \$56 million in 2012. Capital gifts and grants totaled \$209 million in 2014, as compared to \$134 million in 2013 and \$52 million in 2012. Over the past three years, major capital gifts have been received in support of the University's wide-ranging building initiatives which include graduate student housing, the Health System, Law School, Stephen M. Ross School of Business, College of Engineering and Intercollegiate Athletics current and planned capital projects.

In addition to revenue diversification, the University continues to make cost containment an ongoing priority. This is necessary as the University continues to face significant financial pressures, particularly in the areas of compensation and benefits, which represent 64 percent of total expenses, as well as in the areas of energy, technology and ongoing maintenance of facilities and infrastructure.

A comparative summary of the University's expenses for the three years ended June 30, 2014 is as follows (amounts in millions):

	2014		2013		2012	
Operating:						
Compensation and benefits	\$ 4,150.8	64%	\$ 3,965.0	64%	\$ 3,804.3	65%
Supplies and services	1,618.5	25	1,555.8	25	1,473.7	25
Depreciation	487.5	8	476.9	8	443.1	7
Scholarships and fellowships	124.5	2	123.3	2	121.0	2
	6,381.3	99	6,121.0	99	5,842.1	99
Nonoperating:						
Interest, net	46.7	1	41.1	1	36.8	1
	\$ 6,428.0	100%	\$ 6,162.1	100%	\$ 5,878.9	100%

The University is committed to recruiting and retaining outstanding faculty and staff and the compensation package is one way to successfully compete with peer institutions and nonacademic employers. The resources expended for compensation and benefits increased 5 percent, or \$186 million, to \$4.2 billion in 2014, as compared to 4 percent, or \$161 million, to \$4.0 billion in 2013. Of the 2014 increase, compensation increased 5 percent, to \$3.2 billion, and employee benefits increased 5 percent, to \$947 million. For 2013, compensation increased 4 percent, to \$3.1 billion, and employee benefits increased 4 percent, to \$901 million. During 2014 and 2013, nursing and other health professionals were added to support higher patient volume levels associated with new activations including the Northville Health Center facility, which opened in 2014, and the C.S. Mott Children's Hospital and Von Voigtlander Women's Hospital, which opened in 2012.

## THE UNIVERSITY OF MICHIGAN

### **Management's Discussion and Analysis (Unaudited)--Continued**

Health care benefits are one of the most significant employee benefits. Over the past several years, the University has implemented initiatives to better control its rate of increase, encourage employees to choose the lowest cost health care plan that meets their needs and share a larger portion of health care cost increases with employees.

Compared to most employers, the University is in a unique position to utilize internal experts to advise and guide its health care and drug plans. For example, the Pharmacy Benefits Advisory Committee, which consists of internal experts including Health System physicians, School of Pharmacy faculty and an on-staff pharmacist, monitors the safety and effectiveness of covered medications as well as optimizes appropriate prescribing, dispensing and cost effective use of prescription drugs. The University also actively promotes and manages generic drug utilization and has achieved an 85 percent generic dispensing rate in 2014, as compared to 84 percent in 2013 and 82 percent in 2012.

In addition, the University utilizes its nationally recognized health policy experts to guide future health plan strategies. After careful review, a series of changes are being implemented to help the University maintain competitive active and retiree benefits while helping control the growth in costs.

During 2013, the University began to implement changes to eligibility requirements for retiree health benefits and the related amount of the University's contributions. These changes are based on the work of a committee on retiree health benefits that was formed to propose a means to maintain competitive retiree health benefits while helping address the acceleration of health benefits costs for current and future retirees and their dependents. To assist current employees with the transition, these changes, which were originally announced in 2011, are being phased in gradually over the eight-year period January 1, 2013 through January 1, 2021.

Commencing January 1, 2013, the University utilizes a point system to determine retirement eligibility, where points represent the combination of age and years of service for full-time employees. The points needed for retirement total 76 in 2013 and will gradually be increased to 80 by 2021. During this time period, the University's contributions towards health care benefits for employees who retire in each of these years will gradually be reduced. Employees who retire after December 31, 2020 will need a minimum of twenty years of service to receive the maximum retiree health benefit contribution. Specifically, the University's contributions towards health care benefits will decrease from 87.5 percent for the retiree and 65 percent for any dependents for those employees who retire in 2013 to a maximum of 80 percent for the retiree and 50 percent for any dependents for those employees who retire in 2021. For new hires, the maximum University contribution upon retirement with twenty or more years of service will be 68 percent for the retiree and 26 percent for any dependents. These adjustments will keep the University's retiree benefits competitive with peer institutions while producing an estimated \$9 million reduction in annual cash outlay by 2020 and an estimated \$165 million reduction in annual cash outlay by 2040.

## THE UNIVERSITY OF MICHIGAN

### Management's Discussion and Analysis (Unaudited)--Continued

During 2012, the University substantially completed a multi-year phase in of a new health benefits cost sharing program. When fully implemented in July 2014, the University's overall contribution toward the health care of employees, retirees and dependents is expected to be close to 70 percent of the total cost of premiums, co-pays and deductibles. Down from an 80 percent overall contribution in 2009, the new target is more in line with average contributions of peer universities and health systems. In addition, the University's health premium contribution for part-time employees working between 20 and 29 hours per week was reduced from 100 percent to 80 percent of the contribution made for full-time staff in the lowest salary band. Once fully implemented, these changes are expected to reduce the University's annual cash outlay for health care expenses by approximately \$31 million.

The MHealthy initiative is a university-wide effort to improve the health and well-being of faculty, staff and their dependents by creating a culture of health, reducing health risks in our population and containing health related costs through prevention and early intervention. Over the past five years, more than 33,000 of the University's employees participated in a health risk assessment, allowing them to learn more about their health risks and take action to improve them through follow-up programs and services. In 2014, biometric wellness screenings were offered on all campuses in addition to the annual health risk assessment and 18,000 employees completed a screening. MHealthy has also begun to provide special targeted health improvement programs to high-risk job families, including service maintenance and nursing. A three-year evaluation of the program's impact was completed in 2012 by faculty researchers from the Michigan Institute for Clinical and Health Research and the University's Health Management Research Center. Faculty and staff who participated all three years showed statistically significant improvement in their risk levels, with the number of high risk individuals decreasing and the number of low risk individuals increasing.

These initiatives and programs reflect the reality of the national landscape, while remaining true to the commitment we make to our employees for a robust benefits package.

Supplies and services expenses increased 4 percent, or \$63 million, to \$1.62 billion in 2014, as compared to an increase of 6 percent, or \$82 million, to \$1.56 billion in 2013. These increases were primarily due to growth in patient care related expenses as well as activation costs associated with significant capital projects. During 2014, the new Northville Health Center facility was placed in service and the University implemented several significant information technology systems, including the third phase of an electronic medical record and patient billing system.

Depreciation expense increased 2 percent, or \$11 million, to \$488 million in 2014, as compared to an increase of 8 percent, or \$34 million, to \$477 million in 2013. The increased depreciation expense is primarily related to the completion of current year capital projects, as well as the impact of a full year of depreciation for the capital projects completed during the prior year. Capital assets placed in service during 2014 include the renovations of East Quad and the



# THE UNIVERSITY OF MICHIGAN

## Management's Discussion and Analysis (Unaudited)--Continued

Lawyers Club, the expansion of the ISR building and the Northville Health Center facility. Capital assets completed in 2013 include the renovation and expansion of Crisler Arena and the Michigan Memorial Phoenix Laboratory and in 2012 include a new facility for the C.S. Mott Children's and Von Voigtlander Women's Hospitals, renovation to Alice Lloyd Hall and the new William Davidson Player Development Center.

Net interest expense increased \$6 million in 2014 to \$47 million, from \$41 million in 2013 and \$37 million in 2012. The increase in 2014 primarily resulted from the write-off of unamortized bond issuance costs in connection with the adoption of GASB 65 offset by favorable changes in the underlying effective interest rates, while the increase in 2013 primarily resulted from a decrease in the amount of capitalized interest on debt financed construction due to decreased construction in process.

In addition to their natural (object) classification, it is also informative to review operating expenses by function. A comparative summary of the University's expenses by functional classification for the three years ended June 30, 2014 is as follows (amounts in millions):

	2014		2013		2012	
Operating:						
Instruction	\$ 953.9	15%	\$ 924.5	15%	\$ 892.5	15%
Research	708.8	11	750.2	12	718.8	12
Public service	152.8	2	148.9	2	129.6	2
Institutional and academic support	542.9	8	530.8	9	504.5	9
Auxiliary enterprises:						
Patient care	2,925.0	46	2,752.5	44	2,532.4	43
Other	208.5	3	157.6	3	215.6	4
Operations and maintenance of plant	277.4	4	256.3	4	284.6	5
Depreciation	487.5	8	476.9	8	443.1	7
Scholarships and fellowships	124.5	2	123.3	2	121.0	2
	6,381.3	99	6,121.0	99	5,842.1	99
Nonoperating:						
Interest, net	46.7	1	41.1	1	36.8	1
	\$ 6,428.0	100%	\$ 6,162.1	100%	\$ 5,878.9	100%

Instruction expenses increased 3 percent, or \$29 million in 2014, and 4 percent, or \$32 million in 2013. This increase is consistent with the modest level of growth in the related revenue sources offset by cost containment efforts.

Research expenses decreased 6 percent or \$41 million in 2014 and increased 4 percent, or \$31 million in 2013, which reflects volatility from sequestration and intense competition for research dollars. To measure its total volume of research expenditures, the University considers research expenses, included in the above table, as well as research related facilities and administrative expenses, research initiative and start-up expenses and research equipment purchases. These amounts aggregated \$1 billion in 2014 and 2013.

# THE UNIVERSITY OF MICHIGAN

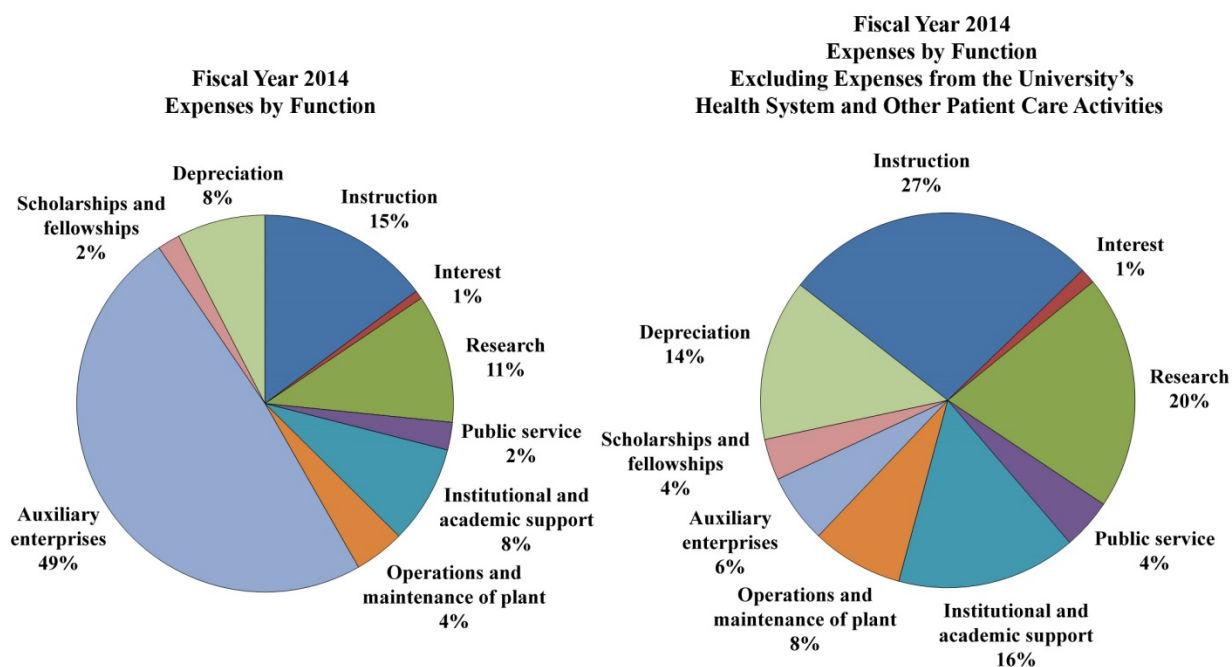
## Management's Discussion and Analysis (Unaudited)--Continued

Patient care expenses increased 6 percent, or \$173 million, in 2014 and 9 percent, or \$221 million, in 2013. These increases are the result of additional expenses associated with the opening of the new health center facility in 2014 and children and women's hospital facility in 2012, including costs of staffing, medical supplies and pharmaceuticals.

Total scholarships and fellowships provided to students aggregated \$441 million in 2014, as compared to \$426 million in 2013 and \$411 million in 2012, an increase of 7 percent over the past two years. Tuition, housing and fees revenues are reported net of aid applied to students' accounts, while amounts paid directly to students are reported as scholarship and fellowship expenses. Scholarships and fellowships for the three years ended June 30, 2014 are summarized as follows:

	2014	2013	2012
	(in millions)		
Paid directly to students	\$ 124.5	\$ 123.3	\$ 121.0
Applied to tuition and fees	297.7	284.4	271.3
Applied to University Housing	18.6	18.0	19.0
	<u>\$ 440.8</u>	<u>\$ 425.7</u>	<u>\$ 411.3</u>

The following graphic illustrations present total expenses by function, with and without the University's Health System and other patient care activities:



# THE UNIVERSITY OF MICHIGAN

## Management's Discussion and Analysis (Unaudited)--Continued

### Statement of Cash Flows

The statement of cash flows provides additional information about the University's financial results by reporting the major sources and uses of cash. A comparative summary of the statement of cash flows for the years ended June 30, 2014 and 2013 is as follows:

	2014	2013
	(in millions)	
Cash received from operations	\$ 5,562.4	\$ 5,270.9
Cash expended for operations	(5,880.0)	(5,575.2)
Net cash used in operating activities	(317.6)	(304.3)
Net cash provided by investing activities	102.8	64.0
Net cash used in capital and related financing activities	(434.9)	(463.3)
Net cash provided by noncapital financing activities	614.2	566.2
Net decrease in cash and cash equivalents	(35.5)	(137.4)
Cash and cash equivalents, beginning of year	101.3	238.7
Cash and cash equivalents, end of year	\$ 65.8	\$ 101.3

Cash received from operations primarily consists of student tuition, sponsored program grants and contracts and patient care revenues. Significant sources of cash provided by noncapital financing activities, as defined by GASB, include state appropriations, federal Pell grants and private gifts used to fund operating activities.

### Economic Factors That Will Affect the Future

The University continues to face significant financial challenges to its academic programs, stemming from the State's uncertain financial circumstances. Given the continuation of this difficult economic environment, it is noteworthy that the University maintains the highest credit ratings of Moody's (Aaa) and Standard & Poor's (AAA). Achieving and maintaining the highest credit ratings provides the University a high degree of flexibility in securing capital funds on the most competitive terms. This flexibility, along with ongoing efforts toward revenue diversification and cost containment, will enable the University to provide the necessary resources to support a consistent level of excellence in service to students, patients, the research community, the state and the nation.

## THE UNIVERSITY OF MICHIGAN

### **Management's Discussion and Analysis (Unaudited)--Continued**

A crucial element to the University's future continues to be a strong relationship with the state of Michigan. Historically, there has been a connection between the growth, or reduction, of state support and the University's ability to control tuition increases. Over the past several years, the University has successfully addressed the realities of the state's difficult economy and, pursuant to a long-range plan, continues to work relentlessly to cut and mitigate operational costs in order to remain affordable and preserve access, while protecting the academic enterprise.

The University's budget for 2015 anticipates a 5.8 percent increase in state educational appropriations, a 1.6 percent tuition rate increase for Ann Arbor campus resident undergraduates and a 17.0 percent increase in centrally awarded financial aid. Nonresident undergraduate tuition rates will increase 3.4 percent, while most graduate and professional rates will increase 2.4 percent. Resident undergraduate tuition rates on the Dearborn and Flint campuses will increase 3.2 and 3.0 percent, respectively.

While tuition and state appropriations fund a large percentage of academic costs, private support is becoming increasingly essential to the University's academic distinction. In November 2013, the University launched the public phase of a major fundraising campaign with the announcement of an ambitious goal of \$4 billion. The campaign, titled "Victors for Michigan", is focused on raising funds for three priority areas of student support, engaged learning and bold ideas, in order to better prepare tomorrow's leaders and address the complex problems facing the world. Since commencing the quiet phase of the campaign in 2011, the University has raised 57 percent of the goal, in cash, pledges and bequests. The campaign will continue through 2018.

The University continues to execute its long-range plan to modernize and expand its complement of older facilities while adding key new facilities for instruction, research, patient care and residential life. This strategy addresses the University's growth and the continuing effects of technology on teaching, clinical and research activities. Authorized costs to complete construction and other projects totaled \$1.24 billion at June 30, 2014. Funding for these projects is anticipated to include \$1.12 billion from gifts, grants and net position designated for capital purposes as well as future borrowings, \$77 million from the State Building Authority and \$52 million from the utilization of unexpended debt proceeds.

In addition to strategic capital and technological investments, the University's Health System is also focusing on clinical affiliation arrangements to enhance patient care, clinical research, physician recruitment and support services. During 2014, the Health System signed a letter of intent to affiliate with Allegiance Health Services, a community hospital and health care provider in Jackson County, and continued to strengthen relationships with current affiliated partners.

## THE UNIVERSITY OF MICHIGAN

### **Management's Discussion and Analysis (Unaudited)--Continued**

While the University's Hospitals and Health Centers are well positioned to maintain a strong financial position in the near term, ongoing constraints on revenue are expected due to fiscal pressures from employers and federal and state governments. Management believes that much of the payment pressure can be offset by growth in patient volume and continued efforts to contain certain costs.

The University will continue to employ its long-term investment strategy to maximize total returns, at an appropriate level of risk, while utilizing a spending rate policy to preserve endowment capital and insulate the University's operations from temporary market volatility.

As a labor-intensive organization, the University faces competitive pressures related to attracting and retaining faculty and staff. Moreover, consistent with the national landscape, the University also faces rising costs of health benefits for its employees and retirees. The University has successfully taken and will continue to take proactive steps to respond to these challenges while protecting the quality of the overall benefits package.

U.S. health care reform will also influence benefits planning. Since the Affordable Care Act was signed into law in March 2010, and affirmed by the Supreme Court, new regulatory requirements will affect health plans, providers and employers alike. The implementation of the changes has begun and will span several years into the future, with most changes taking place by 2015. University experts are diligently reviewing and assessing the short and long-term impacts on our health plans and our health system to develop clear strategies and options for the future that will ensure compliance over the coming years of regulatory change.

While it is not possible to predict the ultimate results, management believes that the University's financial position will remain strong.

THE UNIVERSITY OF MICHIGAN

**Consolidated Statement of Net Position**

	June 30, 2014	2013
	(in thousands)	
<b>Assets</b>		
Current Assets:		
Cash and cash equivalents	\$ 65,762	\$ 101,327
Investments for operating activities	943,663	832,280
Investments for capital activities	440,831	357,495
Investments for student loan activities	57,311	60,732
Accounts receivable, net	565,621	574,810
Current portion of notes and pledges receivable, net	74,120	118,648
Current portion of prepaid expenses and other assets	83,985	66,907
Cash collateral held by agent	85,657	40,957
Total Current Assets	<u>2,316,950</u>	<u>2,153,156</u>
Noncurrent Assets:		
Endowment, life income and other investments	10,053,139	8,674,180
Notes and pledges receivable, net	334,551	206,982
Prepaid expenses and other assets	23,934	29,455
Capital assets, net	5,466,671	5,369,400
Total Noncurrent Assets	<u>15,878,295</u>	<u>14,280,017</u>
<b>Total Assets</b>	<u><u>\$ 18,195,245</u></u>	<u><u>\$ 16,433,173</u></u>
<b>Liabilities and Net Position</b>		
Current Liabilities:		
Accounts payable	\$ 238,669	\$ 219,581
Accrued compensation and other	363,790	354,745
Unearned revenue	217,012	214,381
Current portion of insurance and benefits reserves	86,014	86,173
Current portion of obligations for postemployment benefits	66,262	61,258
Commercial paper and current portion of bonds payable	107,860	117,907
Long-term bonds payable subject to remarketing, net	319,479	267,060
Collateral held for securities lending	85,657	40,957
Deposits of affiliates and others	45,602	35,283
Total Current Liabilities	<u>1,530,345</u>	<u>1,397,345</u>
Noncurrent Liabilities:		
Accrued compensation	61,110	64,944
Insurance and benefits reserves	108,650	109,415
Obligations for postemployment benefits	1,665,192	1,636,833
Obligations under life income agreements	48,590	46,849
Government loan advances	87,343	91,418
Bonds payable	1,407,320	1,421,935
Deposits of affiliates and other	228,621	181,305
Total Noncurrent Liabilities	<u>3,606,826</u>	<u>3,552,699</u>
Total Liabilities	<u>5,137,171</u>	<u>4,950,044</u>
Net Position:		
Net investment in capital assets	3,697,894	3,637,027
Restricted:		
Nonexpendable	1,535,326	1,432,191
Expendable	4,471,681	3,689,208
Unrestricted	3,353,173	2,724,703
Total Net Position	<u>13,058,074</u>	<u>11,483,129</u>
<b>Total Liabilities and Net Position</b>	<u><u>\$ 18,195,245</u></u>	<u><u>\$ 16,433,173</u></u>

The accompanying notes are an integral part of the consolidated financial statements.

THE UNIVERSITY OF MICHIGAN

**Consolidated Statement of Revenues, Expenses  
and Changes in Net Position**

	<b>Year Ended June 30,</b>	
	<b>2014</b>	<b>2013</b>
	(in thousands)	
<b>Operating Revenues</b>		
Student tuition and fees	\$ 1,405,309	\$ 1,349,057
Less scholarship allowances	297,752	284,386
Net student tuition and fees	1,107,557	1,064,671
Federal grants and contracts	852,798	914,012
State and local grants and contracts	9,107	8,514
Nongovernmental sponsored programs	165,711	153,440
Sales and services of educational departments	123,918	124,533
Auxiliary enterprises:		
Patient care revenues (net of provision for bad debts of \$128,758 in 2014 and \$114,025 in 2013)	3,001,292	2,786,063
Student residence fees (net of scholarship allowances of \$18,599 in 2014 and \$18,008 in 2013)	92,247	89,035
Other revenues	179,576	174,206
Student loan interest income and fees	2,676	2,808
<b>Total Operating Revenues</b>	<b>5,534,882</b>	<b>5,317,282</b>
<b>Operating Expenses</b>		
Compensation and benefits	4,150,848	3,965,030
Supplies and services	1,618,549	1,555,800
Depreciation	487,458	476,898
Scholarships and fellowships	124,465	123,287
<b>Total Operating Expenses</b>	<b>6,381,320</b>	<b>6,121,015</b>
Operating loss	(846,438)	(803,733)
<b>Nonoperating Revenues (Expenses)</b>		
State educational appropriations	321,681	315,921
Federal Pell grants	43,987	43,247
Private gifts for other than capital and endowment purposes	166,395	168,634
Net investment income	1,653,792	847,273
Interest expense, net	(54,235)	(49,342)
Federal subsidies for interest on Build America Bonds	7,566	8,251
<b>Total Nonoperating Revenues, Net</b>	<b>2,139,186</b>	<b>1,333,984</b>
Income before other revenues (expenses)	1,292,748	530,251
<b>Other Revenues (Expenses)</b>		
Capital gifts and grants	208,706	134,498
Private gifts for permanent endowment purposes	89,023	77,567
Other	(15,532)	(12,384)
<b>Total Other Revenues, Net</b>	<b>282,197</b>	<b>199,681</b>
Increase in net position	1,574,945	729,932
Net Position, Beginning of Year	11,483,129	10,753,197
<b>Net Position, End of Year</b>	<b>\$ 13,058,074</b>	<b>\$ 11,483,129</b>

The accompanying notes are an integral part of the consolidated financial statements.

THE UNIVERSITY OF MICHIGAN

Consolidated Statement of Cash Flows

	Year Ended June 30,	
	2014	2013
	(in thousands)	
<b>Cash Flows From Operating Activities</b>		
Student tuition and fees	\$ 1,106,911	\$ 1,065,578
Federal, state and local grants and contracts	852,552	914,079
Nongovernmental sponsored programs	174,346	158,017
Sales and services of educational departments and other	315,541	298,140
Patient care revenues	3,002,184	2,726,203
Student residence fees	90,998	88,801
Payments to employees	(3,196,506)	(3,063,397)
Payments for benefits	(913,930)	(872,199)
Payments to suppliers	(1,628,379)	(1,501,979)
Payments for scholarships and fellowships	(124,465)	(123,287)
Student loans issued	(16,762)	(14,377)
Student loans collected	17,212	17,339
Student loan interest and fees collected	2,676	2,808
<b>Net Cash Used in Operating Activities</b>	<b>(317,622)</b>	<b>(304,274)</b>
<b>Cash Flows From Investing Activities</b>		
Interest and dividends on investments, net	39,838	55,231
Proceeds from sales and maturities of investments	6,692,327	3,849,010
Purchases of investments	(6,670,154)	(3,804,124)
Net decrease (increase) in cash equivalents from noncurrent investments	30,479	(50,795)
Net increase in deposits of affiliates and others	10,319	14,678
<b>Net Cash Provided by Investing Activities</b>	<b>102,809</b>	<b>64,000</b>
<b>Cash Flows From Capital and Related Financing Activities</b>		
Private gifts and other receipts	121,913	93,820
Proceeds from issuance of capital debt	102,907	500,053
Principal payments on capital debt	(72,759)	(489,259)
Interest payments on capital debt, net of capitalized interest	(52,512)	(54,792)
Federal subsidies for Build America Bonds interest	7,575	8,258
Payments for bond refunding and related costs	(422)	(1,500)
Purchases of capital assets, including capitalized interest	(543,761)	(520,926)
Proceeds from sales of capital assets	2,119	1,055
<b>Net Cash Used in Capital and Related Financing Activities</b>	<b>(434,940)</b>	<b>(463,291)</b>
<b>Cash Flows From Noncapital Financing Activities</b>		
State educational appropriations	320,634	314,405
Federal Pell grants	43,987	43,247
Private gifts and other receipts	249,162	207,982
Student direct lending receipts	331,503	345,412
Student direct lending disbursements	(327,598)	(346,634)
Amounts received for annuity and life income funds	4,225	8,828
Amounts paid to annuitants and life beneficiaries and related expenses	(7,725)	(7,038)
<b>Net Cash Provided by Noncapital Financing Activities</b>	<b>614,188</b>	<b>566,202</b>
Net decrease in cash and cash equivalents	(35,565)	(137,363)
Cash and Cash Equivalents, Beginning of Year	101,327	238,690
<b>Cash and Cash Equivalents, End of Year</b>	<b>\$ 65,762</b>	<b>\$ 101,327</b>

The accompanying notes are an integral part of the consolidated financial statements.



THE UNIVERSITY OF MICHIGAN

**Consolidated Statement of Cash Flows--Continued**

	<b>Year Ended June 30,</b>	
	<b>2014</b>	<b>2013</b>
	(in thousands)	
Reconciliation of operating loss to net cash used in operating activities:		
Operating loss	<b>\$ (846,438)</b>	\$ (803,733)
Adjustments to reconcile operating loss to net cash used in operating activities:		
Depreciation expense	<b>487,458</b>	476,898
Changes in assets and liabilities:		
Accounts receivable, net	<b>8,145</b>	(74,109)
Prepaid expenses and other assets	<b>(5,621)</b>	9,919
Accounts payable	<b>2,428</b>	32,969
Accrued compensation and other	<b>1,336</b>	5,228
Unearned revenue	<b>2,631</b>	13,415
Insurance and benefits reserves	<b>(924)</b>	8,612
Obligations for postemployment benefits	<b>33,363</b>	26,527
Net cash used in operating activities	<b>\$ (317,622)</b>	\$ (304,274)

The accompanying notes are an integral part of the consolidated financial statements.

# THE UNIVERSITY OF MICHIGAN

## Notes to Consolidated Financial Statements

June 30, 2014 and 2013

### **Note 1--Organization and Summary of Significant Accounting Policies**

Organization and Basis of Presentation: The University of Michigan (the “University”) is a state-supported institution with an enrollment of over 61,000 students on its three campuses. The financial statements include the individual schools, colleges and departments, the University of Michigan Hospitals and Health Centers, Michigan Health Corporation (a wholly-owned corporation created to pursue joint venture and managed care initiatives) and Veritas Insurance Corporation (a wholly-owned captive insurance company). While the University is a political subdivision of the state of Michigan, it is not a component unit of the State in accordance with Governmental Accounting Standards Board (“GASB”) Statement No. 14, *The Financial Reporting Entity*. The University is classified as a state instrumentality under Internal Revenue Code Section 115, and is also classified as a charitable organization under Internal Revenue Code Section 501(c)(3), and is therefore exempt from federal income taxes. Certain activities of the University may be subject to taxation as unrelated business income under Internal Revenue Code Sections 511 to 514.

The University reports as a special purpose government entity engaged primarily in business type activities, as defined by GASB, on the accrual basis. Business type activities are those that are financed in whole or in part by fees charged to external parties for goods or services.

The financial statements of all controlled organizations are included in the University’s financial statements; affiliated organizations that are not controlled by, and not dependent on the University, such as booster and alumni organizations, are not included.

## THE UNIVERSITY OF MICHIGAN

### Notes to Consolidated Financial Statements--Continued

#### Note 1--Organization and Summary of Significant Accounting Policies--Continued

Net position is categorized as:

- Net investment in capital assets: Capital assets, net of accumulated depreciation and outstanding principal balances of debt related to the acquisition, construction or improvement of those assets.
- Restricted:
  - Nonexpendable – Net position subject to externally imposed stipulations that it be maintained permanently. Such net position includes the corpus portion (historical value) of gifts to the University's permanent endowment funds and certain investment earnings stipulated by the donor to be reinvested permanently.
  - Expendable – Net position whose use by the University is subject to externally imposed stipulations that can be fulfilled by actions of the University pursuant to those stipulations or that expire by the passage of time. Such net position includes net appreciation of the University's permanent endowment funds that have not been stipulated by the donor to be reinvested permanently.
- Unrestricted: Net position that is not subject to externally imposed stipulations. Unrestricted net position may be designated for specific purposes by action of management or the Board of Regents. Substantially all unrestricted net position is designated for various academic and research programs and initiatives, as well as capital projects.

Adoption of New Accounting Standards: During 2014, the University adopted GASB Statement No. 65, *Items Previously Reported as Assets and Liabilities*. The adoption of this statement did not have a material impact on the University's financial statements.

Summary of Significant Accounting Policies: For purposes of the statement of cash flows, the University considers all highly liquid investments purchased with a maturity of three months or less, to be cash equivalents. Cash equivalents representing assets of the University's endowment, life income and other investments are included in noncurrent investments as these funds are not used for operating purposes.

Investments are reported in four categories in the statement of net position. Investments reported as endowment, life income and other investments are those funds invested in portfolios that are considered by management to be of a long duration. Investments for student loan and capital activities are those funds that are intended to be used for these specific activities. All other investments are reported as investments for operating activities.

Investments in marketable securities are carried at fair value, as established by the major securities markets. Purchases and sales of investments are accounted for on the trade date basis. Investment income is recorded on the accrual basis. Realized and unrealized gains and losses are reported in investment income.

## THE UNIVERSITY OF MICHIGAN

### Notes to Consolidated Financial Statements--Continued

#### Note 1--Organization and Summary of Significant Accounting Policies--Continued

Investments in nonmarketable limited partnerships are carried at fair value, which is generally provided by the management of the investment partnerships as of June 30, 2014 and 2013. The University may also adjust the fair value of these investments based on market conditions, specific redemption terms and restrictions, risk considerations and other factors. As these investments are not readily marketable, the estimated value is subject to uncertainty and, therefore, may differ from the value that would have been used had a ready market for the investments existed.

Derivative instruments, such as financial futures, forward foreign exchange contracts and interest rate swaps held in investment portfolios, are recorded on the contract date and are carried at fair value using listed price quotations or amounts that approximate fair value. To facilitate trading in financial futures, the University is required to post cash or securities to satisfy margin requirements of the exchange where such futures contracts are listed. The University monitors the required amount of cash and securities on deposit for financial futures transactions and withdraws or deposits cash or securities as necessary.

Investments denominated in foreign currencies are translated into U.S. dollar equivalents using year-end spot foreign currency exchange rates. Purchases and sales of investments denominated in foreign currencies and related income are translated at spot exchange rates on the transaction dates.

Accounts receivable are recorded net of a provision for uncollectible accounts receivable. The provision is based on management's judgment of potential uncollectible amounts, which includes such factors as historical experience and type of receivable.

The University receives pledges and bequests of financial support from corporations, foundations and individuals. Revenue is recognized when a pledge representing an unconditional promise to pay is received and all eligibility requirements, including time requirements, have been met. In the absence of such a promise, revenue is recognized when the gift is received. Permanent endowment pledges do not meet eligibility requirements, as defined by GASB, and are not recorded as assets until the related gift is received.

Unconditional promises to give that are expected to be collected in future years are recorded at the present value of the estimated future cash flows. The discounts on these amounts are computed using risk-free interest rates applicable to the years in which the promises are made, commensurate with expected future payments. An allowance for uncollectible pledges receivable is provided based on management's judgment of potential uncollectible amounts and includes such factors as prior collection history, type of gift and nature of fundraising.

## THE UNIVERSITY OF MICHIGAN

### Notes to Consolidated Financial Statements--Continued

#### Note 1--Organization and Summary of Significant Accounting Policies--Continued

Capital assets are recorded at cost or, if donated, at appraised value at the date of donation. Depreciation of capital assets is provided on a straight-line basis over the estimated useful lives of the respective assets, which generally range from four to forty years. The University does not capitalize works of art or historical treasures that are held for exhibition, education, research or public service. These collections are neither disposed of for financial gain nor encumbered in any way. Accordingly, such collections are not recognized or capitalized for financial statement purposes.

Unearned revenue consists primarily of cash received from grant and contract sponsors which has not yet been earned under the terms of the agreement. Unearned revenue also includes amounts received in advance of an event, such as student tuition and advance ticket sales related to future fiscal years.

Deposits of affiliates and others represent cash and invested funds held by the University as a result of agency relationships with various groups. Noncurrent deposits of affiliates represent the portion of endowment and similar funds held by the University on behalf of others.

The University holds life income funds for beneficiaries of the pooled income fund, charitable remainder trusts and the gift annuity program. These funds generally pay lifetime income to beneficiaries, after which the principal is made available to the University in accordance with donor intentions. All life income fund assets, including those held in trust, are recorded at fair value. The present value of estimated future payments due to life income beneficiaries is recorded as a liability.

For donor restricted endowments, the Uniform Prudent Management of Institutional Funds Act, as adopted in Michigan, permits the Board of Regents to appropriate amounts for endowment spending rule distributions as is considered prudent. The University's policy is to retain net realized and unrealized appreciation with the endowment after spending rule distributions. Net appreciation of permanent endowment funds, which totaled \$1,725,281,000 and \$1,338,629,000 at June 30, 2014 and 2013, respectively, is recorded in restricted expendable net position. The University's endowment spending rule is further discussed in Note 2.

## THE UNIVERSITY OF MICHIGAN

### Notes to Consolidated Financial Statements--Continued

#### Note 1--Organization and Summary of Significant Accounting Policies--Continued

Student tuition and residence fees are presented net of scholarships and fellowships applied to student accounts, while stipends and other payments made directly to students are presented as scholarship and fellowship expenses.

Patient care revenues are reported net of contractual allowances and bad debt expenses. Contractual allowances are established based on agreements with third-party payers that provide payments for patient care services at amounts different from established rates. Patient care services are primarily provided through the University of Michigan Health System, which includes the Hospitals and Health Centers, the Faculty Group Practice of the University of Michigan Medical School and the Michigan Health Corporation. Patient care services are also provided through University Health Services, which provides health care services to students, faculty and staff and Dental Faculty Associates, which provides dental care services performed by faculty dentists.

Patient care services are provided to patients who meet certain criteria under the Hospitals and Health Centers' charity care policy without charge or at amounts less than its established rates. Accordingly, charity care is not reported as revenue in the accompanying statement of revenues, expenses and changes in net position. Charges forgone for charity care services totaled \$55,038,000 and \$54,803,000 in 2014 and 2013, respectively.

Other auxiliary enterprise revenues primarily represent revenues generated by intercollegiate athletics, parking, student unions, university press and student publications.

The University's policy for defining operating activities as reported on the statement of revenues, expenses and changes in net position are those that generally result from exchange transactions such as payments received for providing services and payments made for services or goods received. Nearly all of the University's expenses are from exchange transactions. Certain significant revenue streams relied upon for operations result from nonexchange transactions, and are recorded as nonoperating revenues including state appropriations, federal Pell grants, gifts and investment income.

The preparation of financial statements in conformity with accounting principles generally accepted in the United States of America requires management to make estimates and assumptions that affect amounts reported in the financial statements and accompanying notes. Actual results could differ from those estimates. The most significant areas that require management estimates relate to self-insurance and benefits obligations.

Reclassifications: Certain prior year amounts have been reclassified to conform with current year presentations.

## THE UNIVERSITY OF MICHIGAN

### Notes to Consolidated Financial Statements--Continued

#### Note 2--Cash and Investments

Summary: The University maintains centralized management for substantially all of its cash and investments.

Working capital of individual university units is invested in the University Investment Pool ("UIP"). Together with the University's short-term insurance and other benefits reserves, the UIP is invested in the Daily and Monthly Portfolios, which are principally invested in investment-grade money market securities, U.S. government and other fixed income securities and absolute return strategies.

The University collectively invests substantially all of the assets of its endowment funds along with a portion of its insurance and benefits reserves, charitable remainder trusts and gift annuity program in the Long Term Portfolio. The longer investment horizon of the Long Term Portfolio allows for an equity-oriented strategy to achieve higher expected returns over time, and permits the use of less liquid alternative investments, providing for equity diversification beyond the stock markets. The Long Term Portfolio includes investments in domestic and non-U.S. stocks and bonds, commingled funds and limited partnerships consisting of venture capital, private equity, real estate, natural resources and absolute return strategies.

The University also separately invests certain insurance reserves, endowments and charitable remainder trusts, unexpended bond proceeds and other funds with investment restrictions outside of the Daily, Monthly and Long Term Portfolios.

## THE UNIVERSITY OF MICHIGAN

### Notes to Consolidated Financial Statements--Continued

#### Note 2--Cash and Investments--Continued

Authorizations: The University's investment policies are governed and authorized by University Bylaws and the Board of Regents. The approved asset allocation policy for the Long Term Portfolio sets a general target of 80 percent equities and 20 percent fixed income securities, within a permitted range of 65 to 90 percent for equities and 10 to 35 percent for fixed income securities. Since diversification is a fundamental risk management strategy, the Long Term Portfolio is broadly diversified within these general categories.

The endowment spending rule provides for distributions from the University Endowment Fund to the University entities that benefit from the endowment fund. Commencing with the quarter ending September 30, 2010, the annual distribution rate began to be reduced from 5 percent of the one-quarter lagged seven year moving average fair value of fund shares to 4.5 percent. Distributions were managed toward the new rate by keeping quarter to quarter distributions per share unchanged and moving toward the 4.5 percent rate when increases in the value of fund shares would otherwise result in higher per share distributions. The University reached the 4.5 percent target distribution rate as of December 31, 2013. To protect endowment principal in the event of a prolonged market downturn, distributions are limited to 5.3 percent of the current fair value of fund shares. Distributions are also made from the UIP to University entities based on the 90-day U.S. Treasury Bill rate. The University's costs to administer and grow the University Endowment Fund and UIP are funded by investment returns.

Cash and Cash Equivalents: Cash and cash equivalents, which totaled \$65,762,000 and \$101,327,000 at June 30, 2014 and 2013, respectively, represent short-term money market investments in mutual funds, overnight collective funds managed by the University's custodian or short-term highly liquid investments registered as securities and held by the University or its agents in the University's name. Of its cash and cash equivalents, the University had actual cash balances in its bank accounts in excess of Federal Deposit Insurance Corporation ("FDIC") limits in the amount of \$8,070,000 and \$13,026,000 at June 30, 2014 and 2013, respectively. The University does not require its deposits to be collateralized or insured.



# THE UNIVERSITY OF MICHIGAN

## Notes to Consolidated Financial Statements--Continued

### Note 2--Cash and Investments--Continued

Investments: At June 30, 2014 and 2013, the University's investments, which are held by the University or its agents in the University's name, are summarized as follows:

	<b>2014</b>	<b>2013</b>
	(in thousands)	
Cash equivalents, noncurrent	\$ 58,162	\$ 88,641
Fixed income securities	2,257,691	2,034,823
Commingled funds	2,121,542	1,864,955
Equity securities	1,460,819	910,308
Nonmarketable alternative investments	5,588,516	5,019,809
Other investments	8,214	6,151
	<u>\$ 11,494,944</u>	<u>\$ 9,924,687</u>

The University's investment strategy, like that of most other institutions, incorporates certain financial instruments that involve, to varying degrees, elements of market risk and credit risk in excess of amounts recorded in the financial statements. Market risk is the potential for changes in the value of financial instruments due to market changes, including interest and foreign exchange rate movements and fluctuations embodied in forwards, futures and commodity or security prices. Market risk is directly impacted by the volatility and liquidity of the markets in which the underlying assets are traded. Credit risk is the possibility that a loss may occur due to the failure of a counterparty to perform according to the terms of the contract. The University's risk of loss in the event of a counterparty default is typically limited to the amounts recognized in the statement of net position and is not represented by the contract or notional amounts of the instruments.

Fixed income securities have inherent financial risks, including credit risk and interest rate risk. Credit risk for fixed income securities is the risk that the issuer will not fulfill its obligations. Nationally recognized statistical rating organizations ("NSROs"), such as Moody's and Standard & Poor's, assign credit ratings to security issues and issuers that indicate a measure of potential credit risk to investors. Fixed income securities considered investment grade are those rated at least Baa by Moody's and BBB by Standard & Poor's. To manage credit risk, the University specifies minimum average and minimum absolute quality NSRO ratings for securities held pursuant to its management agreements.

The University minimizes concentration of credit risk, the risk of a large loss attributed to the magnitude of the investment in a single issuer of fixed income securities, by diversifying its fixed income issues and issuers and holding U.S. Treasury securities which are considered to have minimal credit risk. The University also manages this risk at the account level by limiting each fixed income manager's holding of any non-U.S. government issuer to 5 percent of the value of the investment account.

THE UNIVERSITY OF MICHIGAN

Notes to Consolidated Financial Statements--Continued

Note 2--Cash and Investments--Continued

Interest rate risk is the risk that changes in interest rates will adversely affect the fair value of fixed income securities. Effective duration, a commonly used measure of interest rate risk, incorporates a security's yield, coupon, final maturity, call features and other imbedded options into one number expressed in years that indicates how price-sensitive a security or portfolio of securities is to changes in interest rates. The effective duration of a security or portfolio indicates the approximate percentage change in fair value expected for a one percent change in interest rates. The longer the duration, the more sensitive the security or portfolio is to changes in interest rates. The weighted average effective duration of the University's fixed income securities was 5.0 years at June 30, 2014, compared to 4.5 years at June 30, 2013. The University manages the effective duration of its fixed income securities at the account level, where fixed income managers generally may not deviate from the duration of their respective benchmarks by more than 25 percent. The Monthly Portfolio held positions in bond futures at June 30, 2013, which are used to adjust the duration of cash equivalents and the fixed income portion of the portfolios.

The composition of fixed income securities at June 30, 2014 and 2013, along with credit quality and effective duration measures, is summarized as follows:

2014					
	U.S. Government	Investment Grade	Non- Investment Grade (in thousands)	Not Rated	Total Duration (in years)
U.S. Treasury	\$ 529,837				\$ 529,837 4.0
U.S. Treasury inflation protected	299,533				299,533 3.2
U.S. government agency	439,648				439,648 0.2
Mortgage backed		\$ 34,179	\$ 13,831	\$ 5,356	53,366 1.9
Asset backed		59,847	1,689		61,536 2.1
Corporate and other		824,069	44,417	5,285	873,771 9.0
	<u>\$ 1,269,018</u>	<u>\$ 918,095</u>	<u>\$ 59,937</u>	<u>\$ 10,641</u>	<u>\$ 2,257,691 5.0</u>
2013					
	U.S. Government	Investment Grade	Non- Investment Grade (in thousands)	Not Rated	Total Duration (in years)
U.S. Treasury	\$ 532,978				\$ 532,978 2.7
U.S. Treasury inflation protected	319,351				319,351 2.9
U.S. government agency	378,079	\$ 2,884			380,963 0.5
Mortgage backed		33,459	\$ 20,331	\$ 1,365	55,155 1.7
Asset backed		21,354	2,184		23,538 4.9
Corporate and other		653,778	58,152	10,908	722,838 8.8
	<u>\$ 1,230,408</u>	<u>\$ 711,475</u>	<u>\$ 80,667</u>	<u>\$ 12,273</u>	<u>\$ 2,034,823 4.5</u>

# THE UNIVERSITY OF MICHIGAN

## Notes to Consolidated Financial Statements--Continued

### Note 2--Cash and Investments--Continued

Of the University's fixed income securities, 97 percent and 95 percent were rated investment grade or better at June 30, 2014 and 2013, and 63 percent and 64 percent of these securities consisted of either U.S. treasury and government agencies or non-U.S. government securities rated AAA/Aaa at June 30, 2014 and 2013, respectively.

Commingled (pooled) funds include Securities and Exchange Commission regulated mutual funds and externally managed funds, limited partnerships and corporate structures which are generally unrated and unregulated. Certain commingled funds may use derivatives, short positions and leverage as part of their investment strategy. These investments are structured to limit the University's risk exposure to the amount of invested capital. The composition of commingled funds at June 30, 2014 and 2013 is summarized as follows:

	2014	2013
	(in thousands)	
Absolute return	\$ 880,514	\$ 795,019
U.S. equities	387,828	265,073
Non-U.S./global equities	795,161	746,108
U.S. fixed income	51,293	51,007
Other	6,746	7,748
	<u>\$ 2,121,542</u>	<u>\$ 1,864,955</u>

Commingled funds have liquidity (redemption) provisions, which enable the University to make full or partial withdrawals with notice, subject to restrictions on the timing and amount. Of the University's commingled funds at June 30, 2014 and 2013, approximately 74 percent and 72 percent are redeemable within one year, with 51 and 50 percent redeemable within 90 days under normal market conditions. The remaining amounts are redeemable beyond one year, with redemption of certain funds dependent on disposition of the underlying assets.

# THE UNIVERSITY OF MICHIGAN

## Notes to Consolidated Financial Statements--Continued

### Note 2--Cash and Investments--Continued

Nonmarketable alternative investments consist of limited partnerships and similar vehicles involving an advance commitment of capital called by the general partner as needed and distributions of capital and return on invested capital as underlying strategies are concluded during the life of the partnership. There is no active secondary market for these alternative investments, which are generally unrated and unregulated, and the liquidity of these investments is dependent on actions taken by the general partner. The composition of these partnerships at June 30, 2014 and 2013 is summarized as follows:

	2014	2013
	(in thousands)	
Private equity	\$ 1,313,188	\$ 1,293,353
Real estate	1,254,747	1,281,143
Venture capital	1,206,028	948,372
Absolute return	969,165	766,836
Natural resources	845,388	730,105
	<u>\$ 5,588,516</u>	<u>\$ 5,019,809</u>

The University's limited partnership investments are diversified in terms of manager selection and industry and geographic focus. At June 30, 2014 and 2013, no individual partnership investment represented 5 percent or more of total investments. The University's committed but unpaid obligation to these limited partnerships is further discussed in Note 13.

Absolute return strategies in the commingled funds and nonmarketable alternative investments classifications include long/short stock programs, merger arbitrage, intra-capital structure arbitrage and distressed debt investments. The goal of absolute return strategies is to provide, in aggregate, a return that is consistently positive and uncorrelated with the overall market.

The University participates in non-U.S. developed and emerging markets through commingled funds invested in non-U.S./global equities and absolute return strategies. Although substantially all of these funds are reported in U.S. dollars, price changes of the underlying securities in local markets as well as changes to the value of local currencies relative to the U.S. dollar are embedded in investment returns. In addition, a portion of the University's equity securities and nonmarketable alternative investments are denominated in foreign currencies, which must be settled in local (non-U.S.) currencies. Forward foreign currency contracts are typically used to manage the risks related to fluctuations in currency exchange rates between the time of purchase or sale and the actual settlement of foreign securities. Various investment managers acting for the University also use forward foreign exchange contracts in risk-based transactions to carry out their portfolio strategies, which may result in short exposure to certain foreign currencies.

# THE UNIVERSITY OF MICHIGAN

## Notes to Consolidated Financial Statements--Continued

### Note 2--Cash and Investments--Continued

Foreign exchange risk is the risk that investments denominated in foreign currencies may lose value due to adverse fluctuations in the value of the U.S. dollar relative to foreign currencies. The value of the University's non-U.S. dollar holdings net of outstanding forward foreign exchange contracts totaled \$1,213,415,000 or 11 percent of total investments at June 30, 2014, and \$959,154,000 or 10 percent of total investments at June 30, 2013. Non-U.S. dollar exposures are summarized as follows:

	2014	2013
	(in thousands)	
Euros	\$ 558,970	\$ 745,144
British pounds sterling	292,679	195,440
Canadian dollar	173,037	45,391
Japanese yen	212,743	60,882
Other	(24,014)	(87,703)
	<u>\$ 1,213,415</u>	<u>\$ 959,154</u>

The University manages foreign exchange risk through the use of forward foreign currency contracts and manager agreements that provide minimum diversification and maximum exposure limits by country and currency.

The Long Term Portfolio and the Monthly Portfolio participate in a short-term, fully collateralized, securities lending program administered by the University's master custodian. Together, the Portfolios had \$91,859,000 and \$41,443,000 in securities loans outstanding at June 30, 2014 and 2013, respectively. At loan inception, an approved borrower must deliver collateral of cash, securities or letters of credit to the University's lending agent equal to 102 percent of fair value for domestic securities and 105 percent for foreign securities. Collateral positions are monitored daily to insure that borrowed securities are never less than 100 percent collateralized. At June 30, 2014, collateral of \$97,688,000 (106 percent of securities on loan) includes invested cash of \$85,657,000 and U.S. government securities of \$12,031,000, while at June 30, 2013, collateral of \$42,982,000 (104 percent of securities on loan) includes invested cash of \$40,957,000 and U.S. government securities of \$2,025,000.

# THE UNIVERSITY OF MICHIGAN

## Notes to Consolidated Financial Statements--Continued

### Note 2--Cash and Investments--Continued

Cash collateral held by the University's lending agent, along with the offsetting liability to return the collateral at loan termination, are recorded in the statement of net position. Neither the University nor its securities lending agent has the ability to pledge or sell securities received as collateral unless a borrower defaults. Securities loans may be terminated upon notice by either the University or the borrower.

### Note 3--Accounts Receivable

The composition of accounts receivable at June 30, 2014 and 2013 is summarized as follows:

	<b>2014</b>	<b>2013</b>
	(in thousands)	
Patient care	\$ 559,775	\$ 608,538
Sponsored programs	98,849	96,099
State educational appropriations	58,487	57,440
Student accounts	25,713	24,145
Other	36,888	43,083
	779,712	829,305
Less provision for uncollectible accounts receivable	214,091	254,495
	<u>\$ 565,621</u>	<u>\$ 574,810</u>

THE UNIVERSITY OF MICHIGAN

Notes to Consolidated Financial Statements--Continued

**Note 4--Notes and Pledges Receivable**

The composition of notes and pledges receivable at June 30, 2014 and 2013 is summarized as follows:

	<b>2014</b>	<b>2013</b>
	(in thousands)	
Notes:		
Federal student loan programs	\$ 85,478	\$ 85,793
University student loan funds	18,316	18,829
Other	477	488
	104,271	105,110
Less allowance for uncollectible notes	3,100	3,100
Total notes receivable, net	101,171	102,010
Gift pledges:		
Capital	209,419	124,088
Operations	112,474	108,257
	321,893	232,345
Less:		
Allowance for uncollectible pledges	9,498	6,455
Unamortized discount to present value	4,895	2,270
Total pledges receivable, net	307,500	223,620
Total notes and pledges receivable, net	408,671	325,630
Less current portion	74,120	118,648
	<u>\$ 334,551</u>	<u>\$ 206,982</u>

The principal repayment and interest rate terms of federal and university loans vary considerably. The allowance for uncollectible notes only applies to University funded notes and the University portion of federal student loans, as the University is not obligated to fund the federal portion of uncollected student loans. Federal loan programs are funded principally with federal advances to the University under the Perkins and various health professions loan programs.

THE UNIVERSITY OF MICHIGAN

Notes to Consolidated Financial Statements--Continued

**Note 4--Notes and Pledges Receivable--Continued**

Payments on pledges receivable at June 30, 2014 are expected to be received in the following years ended June 30 (in thousands):

2015	\$ 59,648
2016	46,579
2017	35,483
2018	35,221
2019	23,051
2020 and after	121,911
	<hr/>
	\$ 321,893
	<hr/>

As discussed in Note 1, permanent endowment pledges do not meet eligibility requirements, as defined by GASB, until the related gift is received. Accordingly, permanent endowment pledges totaling approximately \$124,427,000 and \$48,080,000 at June 30, 2014 and 2013, respectively, are not recognized as assets in the accompanying financial statements. In addition, bequest intentions and other conditional promises are not recognized as assets until the specified conditions are met because of uncertainties with regard to their realizability and valuation.



THE UNIVERSITY OF MICHIGAN

Notes to Consolidated Financial Statements--Continued

**Note 5--Capital Assets**

Capital assets activity for the years ended June 30, 2014 and 2013 is summarized as follows:

<b>2014</b>				
	Beginning Balance	Additions	Retirements	Ending Balance
	(in thousands)			
Land	\$ 100,914	\$ 11,097		\$ 112,011
Land improvements	112,301	4,377	\$ 1	116,677
Infrastructure	231,858	9,670		241,528
Buildings	6,898,895	397,770	13,428	7,283,237
Construction in progress	328,418	(57,455)		270,963
Property held for future use	30,779			30,779
Equipment	1,739,835	200,832	61,430	1,879,237
Library materials	518,722	23,950		542,672
	9,961,722	590,241	74,859	10,477,104
Less accumulated depreciation	4,592,322	487,458	69,347	5,010,433
	<u>\$ 5,369,400</u>	<u>\$ 102,783</u>	<u>\$ 5,512</u>	<u>\$ 5,466,671</u>
<b>2013</b>				
	Beginning Balance	Additions	Retirements	Ending Balance
	(in thousands)			
Land	\$ 94,743	\$ 6,171		\$ 100,914
Land improvements	111,806	5,238	\$ 4,743	112,301
Infrastructure	223,292	8,566		231,858
Buildings	6,775,245	245,338	121,688	6,898,895
Construction in progress	226,816	101,602		328,418
Property held for future use	47,073	(16,294)		30,779
Equipment	1,692,537	145,460	98,162	1,739,835
Library materials	495,702	23,020		518,722
	9,667,214	519,101	224,593	9,961,722
Less accumulated depreciation	4,329,550	476,898	214,126	4,592,322
	<u>\$ 5,337,664</u>	<u>\$ 42,203</u>	<u>\$ 10,467</u>	<u>\$ 5,369,400</u>

The decrease in construction in progress of \$57,455,000 in 2014 represents the amount of capital expenditures for new projects of \$524,767,000 net of assets placed in service of \$582,222,000. The increase in construction in progress of \$101,602,000 in 2013 represents the amount of capital expenditures for new projects of \$441,873,000 net of assets placed in service of \$340,271,000. Interest of \$1,504,000 was capitalized in 2013. There was no interest capitalized in 2014.

THE UNIVERSITY OF MICHIGAN

Notes to Consolidated Financial Statements--Continued

**Note 6--Long-term Debt**

Long-term debt at June 30, 2014 and 2013 is summarized as follows:

	2014	2013
	(in thousands)	
Commercial Paper:		
Tax-exempt, variable rate (.07%)*	\$ 34,800	\$ 44,395
Taxable, variable rate (.12%)*	6,290	10,945
General Revenue Bonds:		
Series 2014A, 3.00% to 5.00% through 2044	83,065	
Series 2014B, 0.265% to 3.516% through 2024	9,220	
unamortized premium	8,283	
Series 2013A, 2.00% to 5.00% through 2029	51,695	53,510
unamortized premium	2,669	2,861
Series 2012A, variable rate (.05%)* through 2036	50,000	50,000
Series 2012B, variable rate (.01%)* through 2042	65,000	65,000
Series 2012C, 2.00% to 5.00% through 2017	78,490	83,920
unamortized premium	8,316	11,426
Series 2012D-1, variable rate (.01%)* to fixed via swap through 2025	72,930	75,745
deferred amount on refunding	(16,563)	(18,796)
Series 2012D-2, variable rate (.04%)* to fixed via swap through 2026		
and variable rate 2027 through 2030	78,930	82,645
deferred amount on refunding	(6,503)	(7,539)
Series 2012E**, variable rate (.26%)* through 2033	95,970	95,029
Series 2012F**, variable rate (.46%)* through 2043	100,970	100,970
Series 2010A, taxable-Build America Bonds, 4.926% to 5.593% through 2040	163,110	163,110
Series 2010C, 2.00% to 5.00% through 2027	160,695	171,440
unamortized premium	11,165	12,748
Series 2010D, taxable-Build America Bonds, 1.051% to 5.333% through 2041	196,910	204,655
Series 2009A, 2.50% to 5.00% through 2029	71,800	79,305
Series 2009B, variable rate (.07%)* through 2039	118,710	118,710
unamortized premium	5,842	6,273
Series 2009D, taxable-Build America Bonds, 5.155% to 6.172% through 2030	89,815	89,815
Series 2008A, variable rate (.01%)* through 2038	105,810	105,810
Series 2008B, variable rate (.06%)* to fixed via swap through 2026		
and variable rate 2027 through 2028	95,605	101,240
Series 2005A, 5.00% through 2018	7,870	12,830
unamortized premium	223	426
unamortized loss on extinguishment		(37)
Series 2002, variable rate (.06%)* to fixed via swap through 2018		
and variable rate 2019 through 2032	82,840	89,080
General Revenue Refunding Bonds:		
Series 2003, 3.50% to 5.00% through 2015	695	1,365
unamortized premium	7	23
unamortized loss on extinguishment		(2)
	1,834,659	1,806,902
Less:		
Commercial paper and current portion of bonds payable	107,860	117,907
Long-term bonds payable subject to remarketing, net	319,479	267,060
	\$ 1,407,320	\$ 1,421,935

\* Denotes variable rate at June 30, 2014

\*\* Denotes variable rate bonds not subject to remarketing

THE UNIVERSITY OF MICHIGAN

Notes to Consolidated Financial Statements--Continued

**Note 6--Long-term Debt--Continued**

Certain variable rate bonds have remarketing features which allow bondholders to put debt back to the University. Accordingly, variable rate bonds payable are classified as current unless supported by long-term liquidity agreements, such as lines of credit or standby bond purchase agreements, which can refinance the debt on a long-term basis. The classification of the University's variable rate bonds payable at June 30, 2014 and 2013 is summarized as follows:

	<b>2014</b>	<b>2013</b>
	(in thousands)	
Variable rate bonds payable subject to remarketing	\$ 669,825	\$ 688,230
Less:		
Current principal maturities	19,230	18,405
Long-term liquidity agreements:		
Unsecured line of credit	150,000	150,000
Standby bond purchase agreements	181,116	252,765
Long-term bonds payable subject to remarketing, net	<u>\$ 319,479</u>	<u>\$ 267,060</u>

The University's available line of credit and standby bond purchase agreements were entirely unused at June 30, 2014.

In connection with certain issues of variable rate debt, the University has entered into various floating-to-fixed interest rate swaps to convert all or a portion of the associated variable rate debt to synthetic fixed rates to protect against the potential of rising interest rates. The fair value, significant terms and other information about the University's interest rate swaps is discussed in Note 7.

# THE UNIVERSITY OF MICHIGAN

## Notes to Consolidated Financial Statements--Continued

### Note 6--Long-term Debt--Continued

Long-term debt activity for the year ended June 30, 2014 is summarized as follows:

	Beginning Balance	Additions	Reductions	Ending Balance
		(in thousands)		
Commercial paper	\$ 55,340	\$ 2,175	\$ 16,425	\$ 41,090
Bonds	1,751,562	100,732	58,725	1,793,569
	<u>\$ 1,806,902</u>	<u>\$ 102,907</u>	<u>\$ 75,150</u>	<u>\$ 1,834,659</u>

The University maintains a combination of variable and fixed rate debt supported by general revenues, with effective interest rates that averaged approximately 2.1 percent and 2.2 percent in 2014 and 2013, respectively, including federal subsidies for interest on taxable Build America Bonds. The University utilizes commercial paper to provide interim financing for its capital improvement program. The Board of Regents has authorized the issuance of up to \$150,000,000 in commercial paper backed by a general revenue pledge. Outstanding commercial paper debt is converted to long-term debt financing, as appropriate, within the normal course of business.

During 2014, the University issued \$92,285,000 of fixed rate General Revenue Bonds (Series 2014A and Series 2014B) with a net original issue premium of \$8,447,000. Total bond proceeds of \$100,732,000 were utilized to provide \$100,310,000 for capital projects and \$422,000 for debt issuance costs.

During 2013, the University issued \$408,840,000 of General Revenue Bonds with a net original issue premium of \$2,956,000. Total bond proceeds of \$411,796,000 were utilized to convert \$22,865,000 of commercial paper to long-term debt, refund \$266,275,000 of Hospital Revenue Bonds and \$57,125,000 of Medical Service Plan Revenue Bonds and provide \$64,031,000 for capital projects and \$1,500,000 for debt issuance costs. General Revenue Bonds issued in 2013 include \$355,330,000 of variable rate bonds (Series 2012D-1, 2012D-2, 2012E and 2012F) and \$53,510,000 of fixed rate bonds (Series 2013A).

During 2014, unamortized bond issuance costs totaling \$7,559,000 were written off to interest expense in connection with the adoption of GASB Statement No. 65, *Items Previously Reported as Assets and Liabilities*.

THE UNIVERSITY OF MICHIGAN

Notes to Consolidated Financial Statements--Continued

**Note 6--Long-term Debt--Continued**

Debt obligations are generally callable by the University and mature at various dates through fiscal 2044. Principal maturities, including amortization of deferred amounts on refunding, and interest on debt obligations, based on scheduled bond maturities, for the next five years and in subsequent five-year periods are as follows:

	Principal	Interest* (in thousands)	Total
2015	\$ 102,215	\$ 45,547	\$ 147,762
2016	57,270	43,714	100,984
2017	121,845	42,197	164,042
2018	54,475	37,515	91,990
2019	55,335	36,011	91,346
2020-2024	308,745	157,710	466,455
2025-2029	342,360	111,642	454,002
2030-2034	343,625	63,906	407,531
2035-2039	335,260	33,514	368,774
2040-2044	100,090	5,625	105,715
	1,821,220	\$ 577,381	\$ 2,398,601
Plus unamortized premiums	36,505		
Less deferred amount on refunding	23,066		
	<u>\$ 1,834,659</u>		

\* Interest on variable rate debt is estimated based on rates in effect at June 30, 2014; amounts do not reflect federal subsidies to be received for Build America Bonds interest

If all variable rate bonds were put back to the University and existing unsecured lines of credit and standby bond purchase agreements were not extended upon their current expiration dates, the total principal payments due in 2015 would increase to \$421,694,000, total principal payments due in 2016 would increase to \$369,936,000, total principal payments due in 2017 would increase to \$264,250,000 and total principal payments due in 2018 would increase to \$63,855,000. Accordingly, principal payments due in subsequent years would be reduced to \$34,200,000 in 2019; \$163,530,000 in 2020 through 2024; \$233,695,000 in 2025 through 2029; \$106,935,000 in 2030 through 2034; \$110,780,000 in 2035 through 2039; and \$52,345,000 in 2040 through 2044. There would not be a material impact on annual interest payments due to the low variable rate of interest on these bonds.

# THE UNIVERSITY OF MICHIGAN

## Notes to Consolidated Financial Statements--Continued

### Note 7--Derivative Instruments

Derivatives held by the University are recorded at fair value in the statement of net position in accordance with GASB Statement No. 53, *Accounting and Financial Reporting for Derivative Instruments* ("GASB 53"). For hedging derivative instruments that are effective in significantly reducing an identified financial risk, as defined by the Statement, the corresponding change in fair value is deferred and included in the statement of net position. For all other derivative instruments, changes in fair value are reported as net investment income (loss).

Derivative instruments held by the University at June 30, 2014 and 2013 are summarized as follows:

	2014		2013	
	Notional Amount	Fair Value (in thousands)	Notional Amount	Fair Value
Investment Derivative Instruments:				
Investment portfolios:				
Futures	\$ (88,380)	\$ (563)	\$ 11,176	\$ (224)
Foreign currency forwards	1,973,999	7,875	862,093	(5,411)
Other	11,215	(27)	79,430	(2,537)
	\$ 1,896,834	\$ 7,285	\$ 952,699	\$ (8,172)
Floating-to-fixed interest rate swap on debt	\$ 28,210	\$ (1,480)	\$ 34,450	\$ (2,069)
Effective Cash Flow Hedges:				
Floating-to-fixed interest rate swaps on debt	\$ 206,280	\$ (29,212)	\$ 218,435	\$ (32,066)

The University utilizes bond futures in its investment portfolios to adjust the duration of cash equivalents and fixed income securities, while foreign currency forward contracts are utilized to settle securities and transactions denominated in foreign currencies and manage foreign exchange risk. Other derivative instruments in the University's investment portfolios consist primarily of interest rate swaps, credit default swaps, and total return swaps used to carry out investment and portfolio strategies.

In connection with certain issues of variable rate debt, the University has entered into various floating-to-fixed interest rate swaps to convert all or a portion of the associated variable rate debt to synthetic fixed rates to protect against the potential of rising interest rates. The fair value generally represents the estimated amount that the University would pay to terminate the swap agreements at the statement of net position date, taking into account current interest rates and creditworthiness of the underlying counterparty. The notional amount represents the underlying reference of the instrument and does not represent the amount of the University's settlement obligations.

THE UNIVERSITY OF MICHIGAN

Notes to Consolidated Financial Statements--Continued

**Note 7--Derivative Instruments--Continued**

In accordance with GASB 53, an interest rate swap is considered an effective cash flow hedge if the swap payments received substantially offset the payments made on the associated debt. An interest rate swap that is not considered an effective cash flow hedge is deemed to be an investment derivative instrument and changes in fair value are recorded as net investment income (loss).

At June 30, 2014 and 2013, the fair value of floating-to-fixed interest rate swaps associated with the University's variable rate debt is a liability of \$30,692,000 and \$34,135,000, respectively, and is included in the statement of net position as part of noncurrent other liabilities. The deferred outflow of resources for the fair value of swaps deemed effective cash flow hedges totaled \$6,146,000 and \$5,731,000, at June 30, 2014 and 2013, respectively, and is included in the statement of net position as part of noncurrent other assets. Three bond issues were refunded in 2013 and the deferred outflow of resources related to the effective cash flow hedges associated with these bonds was reclassified to deferred amount on refunding and net against bonds payable. The deferred amount on refunding is being amortized into interest expense over the remaining term of the refunding bonds and totaled \$23,066,000 and \$26,335,000 at June 30, 2014 and 2013, respectively.

The change in fair value of derivative instruments, which includes realized gains and losses on positions closed, for the years ended June 30, 2014 and 2013 is summarized as follows:

	<b>2014</b>	<b>2013</b>
	(in thousands)	
Investment Derivative Instruments:		
Investment portfolios:		
Futures	\$ (4,223)	\$ 947
Foreign currency forwards	334	21,305
Other	3,338	(5,133)
	<u>\$ (551)</u>	<u>\$ 17,119</u>
Floating-to-fixed interest rate swap on debt	<u>\$ 589</u>	<u>\$ 1,531</u>
Effective Cash Flow Hedges:		
Floating-to-fixed interest rate swaps on debt	<u>\$ 2,854</u>	<u>\$ 12,803</u>

## THE UNIVERSITY OF MICHIGAN

### Notes to Consolidated Financial Statements--Continued

#### Note 7--Derivative Instruments--Continued

The University's interest rate swaps, along with their associated variable rate debt and significant terms, are summarized below.

The floating-to-fixed interest rate swap associated with the Series 2008B General Revenue Bonds has a notional amount of \$78,890,000 and \$84,525,000 at June 30, 2014 and 2013, respectively, covering a portion of the principal outstanding and the notional amount decreases as principal on the underlying bonds is repaid. Effective from April 1, 2008, the University makes payments based on a fixed rate of 3.105 percent and receives variable rate payments from the swap counterparty based on 68 percent of One-Month USD LIBOR, until the swap terminates in April 2026. The University has the option to terminate the swap upon five business day written notice and payment of the fair market compensation for the value of the swap. This swap is considered an effective hedge at June 30, 2014 and 2013 and has a fair value of (\$8,339,000) and (\$9,075,000), respectively.

The floating-to-fixed interest rate swap associated with the Series 2005B Hospital Revenue Bonds has a notional amount of \$54,605,000 and \$58,315,000 at June 30, 2014 and 2013, respectively. The Series 2005B Hospital Revenue Bonds were refunded on February 1, 2013, and the swap is now associated with the Series 2012D-2 General Revenue Bonds. Effective from December 1, 2005, the University makes payments based on a fixed rate of 3.229 percent and receives variable rate payments from the swap counterparty based on 68 percent of the One-Month USD LIBOR, until the bonds mature in December 2025. The University has the option to terminate the swap upon five business day written notice and payment of the fair market compensation for the value of the swap. This swap is considered an effective hedge at June 30, 2014 and 2013 and has a fair value of (\$5,759,000) and (\$6,414,000), respectively.

The floating-to-fixed interest rate swap associated with the Series 2002 General Revenue Bonds has a notional amount of \$28,210,000 and \$34,450,000 at June 30, 2014 and 2013, respectively, covering a portion of the principal outstanding and the notional amount decreases as principal on the underlying bonds is repaid. Effective from June 1, 2007, the University makes payments based on a fixed rate of 3.5375 percent and receives variable rate payments from the swap counterparty based on 68 percent of One-Month USD LIBOR, through April 1, 2009, and 63 percent of the Five-Year USD LIBOR Swap Rate for the balance of the term, through April 2018. The University has the option to terminate the swap upon five business day written notice and payment of the fair market compensation for the value of the swap. This swap is not considered an effective hedge at June 30, 2014 and 2013 and has a fair value of (\$1,480,000) and (\$2,069,000), respectively.



# THE UNIVERSITY OF MICHIGAN

## Notes to Consolidated Financial Statements--Continued

### Note 7--Derivative Instruments--Continued

The floating-to-fixed interest rate swap associated with the Series 1998A-2 Hospital Revenue Refunding Bonds has a notional amount of \$44,670,000 at June 30, 2014 and 2013 tied to the outstanding balance of the bonds. The Series 1998A-2 Hospital Revenue Refunding Bonds were refunded on January 4, 2013, and the swap is now associated with the Series 2012D-1 General Revenue Bonds. Effective from May 14, 1998, the University makes payments based on a fixed rate of 4.705 percent and receives variable rate payments from the swap counterparty based on the floating Securities Industry and Financial Markets Association (SIFMA) Municipal Index through the final maturity dates of the underlying bonds in December 2024. The counterparty has the option of terminating the swaps if for any 180-day period the average variable rate is more than 7.0 percent. This swap is considered an effective hedge at June 30, 2014 and 2013 and has a fair value of (\$11,076,000) and (\$11,596,000), respectively.

The floating-to-fixed interest rate swap associated with the Series 1998A-1 Medical Service Plan Revenue Refunding Bonds has a notional amount of \$28,115,000 and \$30,925,000 at June 30, 2014 and 2013, respectively, tied to the outstanding balance of the bonds. The Series 1998A-1 Medical Service Plan Revenue Refunding Bonds were refunded on January 4, 2013, and the swap is now associated with the Series 2012D-1 General Revenue Bonds. Effective from May 14, 1998, the University makes payments based on a fixed rate of 4.685 percent and receives variable rate payments based on the floating SIFMA Municipal Index through the final maturity dates of the underlying bonds in December 2024. The counterparty has the option of terminating the swaps if for any 180-day period the average variable rate is more than 7.0 percent. This swap is considered an effective hedge at June 30, 2014 and 2013 and has a fair value of (\$4,038,000) and (\$4,981,000), respectively.

Using rates in effect at June 30, 2014, the projected cash flows for the floating-to-fixed interest rate swaps deemed effective cash flow hedges, along with the debt service requirements of the associated variable rate debt, are summarized as follows:

	Variable Rate Bonds		Swap Payments, Net	Total Payments
	Principal	Interest		
	(in thousands)			
2015	\$ 12,675	\$ 94	\$ 7,281	\$ 20,050
2016	13,205	89	6,848	20,142
2017	13,775	83	6,368	20,226
2018	14,020	77	5,898	19,995
2019	13,770	72	5,412	19,254
2020-2024	98,480	266	18,079	116,825
2025-2029	79,405	84	834	80,323
2030	2,135			2,135
	<u>\$ 247,465</u>	<u>\$ 765</u>	<u>\$ 50,720</u>	<u>\$ 298,950</u>

## THE UNIVERSITY OF MICHIGAN

### Notes to Consolidated Financial Statements--Continued

#### Note 7--Derivative Instruments--Continued

By using derivative financial instruments to hedge exposures to changes in interest rates, the University is exposed to termination risk and basis risk. There is termination risk with floating-to-fixed interest rate swaps because the University or swap counterparty may terminate a swap if the other party fails to perform under the terms of the contract or its credit rating falls below investment grade. Termination risk is the risk that the associated variable rate debt no longer carries a synthetic fixed rate and if at the time of termination a swap has a negative fair value, the University is liable to the counterparty for payment equal to the swap's fair value. The University is also exposed to basis risk because some of the variable payments paid to the University by the counterparties are based on a percentage of LIBOR. Basis risk is the risk that changes in the relationship between SIFMA and LIBOR may impact the synthetic fixed rate of the variable rate debt. The University is not exposed to credit risk because the swaps have negative fair values.

The University is subject to collateral requirements with its counterparties on certain derivative instrument positions. To meet trading margin requirements for bond futures, the University had cash and U.S. government securities with a fair value of \$1,443,000 and \$611,000 at June 30, 2014 and 2013, respectively, on deposit with the its futures broker as collateral. To meet collateral requirements for a total return swap with a notional amount of \$56,695,000 at June 30, 2013, the University posted cash collateral of \$3,760,000 in May 2013, which was still outstanding at June 30, 2013. The cash collateral was returned upon expiration of the total return swap in August 2013 and no additional cash collateral was posted in 2014.

For certain floating-to-fixed interest rate swaps, the University was required to post collateral if the fair value of the liability of the swap reaches a minimum threshold. For the swap that was formerly associated with the Series 1998A-1 Medical Service Plan Revenue Refunding Bonds, and now associated with the Series 2012D-1 General Revenue Bonds the University posted collateral of \$1,200,000 during the first half of fiscal 2013, which was returned in January 2013. At June 30, 2014, there are no collateral requirements for interest rate swaps associated with the University's debt.

# THE UNIVERSITY OF MICHIGAN

## Notes to Consolidated Financial Statements--Continued

### Note 8--Self-Insurance

The University is self-insured for medical malpractice, workers' compensation, directors and officers' liability, property damage, auto liability and general liability through Veritas Insurance Corporation, a wholly-owned captive insurance company. The University is also self-insured for various employee benefits through internally maintained funds.

Claims and expenses are reported when it is probable that a loss has occurred and the amount of the loss can be reasonably estimated. Those losses include an estimate of claims that have been incurred but not reported and the future costs of handling claims. These liabilities are generally based on actuarial valuations and are reported at present value, discounted at a rate of 6 percent.

Changes in the total reported liability for insurance and benefits obligations for the years ended June 30, 2014 and 2013 are summarized as follows:

	<b>2014</b>	<b>2013</b>
	(in thousands)	
Balance, beginning of year	\$ 195,588	\$ 186,976
Claims incurred and changes in estimates	515,134	474,310
Claim payments	(516,058)	(465,698)
Balance, end of year	194,664	195,588
Less current portion	86,014	86,173
	<u>\$ 108,650</u>	<u>\$ 109,415</u>

## THE UNIVERSITY OF MICHIGAN

### Notes to Consolidated Financial Statements--Continued

#### Note 9--Postemployment Benefits

The University provides retiree health and welfare benefits, primarily medical, prescription drug, dental and life insurance coverage, to eligible retirees and their eligible dependents. Substantially all of the approximately 38,000 full-time permanent University employees may become eligible for these benefits if they reach retirement age while working for the University. For employees retiring on or after January 1, 1987, contributions toward health and welfare benefits are shared between the University and the retiree and can vary based on date of hire, date of retirement, age and coverage elections.

The University also provides income replacement benefits, retirement savings contributions and health and life insurance benefits to substantially all permanent University employees that are enrolled in a University sponsored long-term disability plan and qualify, based on disability status while working for the University, to receive basic or expanded long-term disability benefits. Contributions toward the expanded long-term disability plan are shared between the University and employees and vary based on years of service, annual base salary and coverage elections. Contributions toward the basic long-term disability plan are paid entirely by the University.

These postemployment benefits are provided through single-employer plans administered by the University. The Executive Vice Presidents of the University have the authority to establish and amend benefit provisions of the plans.

The University's annual postemployment benefits expense is actuarially determined in accordance with GASB Statement No. 45, *Accounting and Financial Reporting by Employers for Postemployment Benefits Other Than Pensions* ("GASB 45"). Projections of benefits are based on the substantive plan (the plan as understood by the employer and the plan members) and include the types of benefits provided and announced future changes at the time of each valuation and the historical pattern of sharing of benefit costs between the employer and plan members to that point.

The University implemented GASB 45 in 2008 and elected to amortize its initial unfunded actuarial accrued liability over one year, the minimum period allowed by the Statement. The University also elected to amortize subsequent changes in actuarial assumptions, plan design and experience gains and losses over a ten year closed period. Therefore, the liability for net postemployment benefits obligations recorded in the statement of net position will differ from the actuarial accrued liability by the unamortized portion of these changes. At June 30, 2014, the recorded liability for net postemployment benefits obligations and the actuarial accrued liability totaled \$1,731,454,000 and \$1,458,283,000, respectively.

THE UNIVERSITY OF MICHIGAN

Notes to Consolidated Financial Statements--Continued

**Note 9--Postemployment Benefits--Continued**

Changes in the total reported liability for postemployment benefits obligations for the years ended June 30, 2014 and 2013 are summarized as follows:

	<b>2014</b>		
	Retiree Health and Welfare	Long-term Disability (in thousands)	Total
Balance, beginning of year	\$ 1,556,284	\$ 141,807	\$ 1,698,091
Service cost	44,762	7,721	52,483
Amortization of assumption changes, plan changes and net actuarial (gains) losses	(71,427)	6,923	(64,504)
Interest cost	94,622	11,174	105,796
Payments of current premiums and claims	(43,343)	(17,069)	(60,412)
Balance, end of year	1,580,898	150,556	1,731,454
Less current portion	47,826	18,436	66,262
	<u>\$ 1,533,072</u>	<u>\$ 132,120</u>	<u>\$ 1,665,192</u>

	<b>2013</b>		
	Retiree Health and Welfare	Long-term Disability (in thousands)	Total
Balance, beginning of year	\$ 1,531,220	\$ 140,344	\$ 1,671,564
Service cost	43,330	2,656	45,986
Amortization of assumption changes, plan changes and actuarial (gains) losses	(71,676)	1,126	(70,550)
Interest cost	93,098	11,059	104,157
Payments of current premiums and claims	(39,688)	(13,378)	(53,066)
Balance, end of year	1,556,284	141,807	1,698,091
Less current portion	44,189	17,069	61,258
	<u>\$ 1,512,095</u>	<u>\$ 124,738</u>	<u>\$ 1,636,833</u>

Since a portion of retiree medical services will be provided by the University's Health System, the liability for postemployment benefits obligations is net of the related margin and fixed costs of providing those services which totaled \$303,492,000 of actuarial accrued liability at June 30, 2014 and \$290,402,000 at June 30, 2013. In accordance with GASB 45, the University's liability for postemployment benefits obligations at June 30, 2014 is not reduced by the anticipated Medicare Retiree Drug Subsidy for future periods of approximately \$200,000,000 on an actuarial accrued liability basis.

# THE UNIVERSITY OF MICHIGAN

## Notes to Consolidated Financial Statements--Continued

### Note 9--Postemployment Benefits--Continued

The annual required contribution represents a level of funding that an employer is projected to need in order to prefund its obligations for postemployment benefits over its employees' years of service and totals \$121,796,000 and \$105,503,000 at June 30, 2014 and 2013, respectively. The University has no obligation to make contributions in advance of when insurance premiums or claims are due for payment and currently pays for postemployment benefits on a pay-as-you-go basis. The University's obligations for postemployment benefits at June 30, 2014, 2013 and 2012 as a percentage of covered payroll of \$3,083,357,000, \$2,979,189,000 and \$2,826,760,000, was 56, 57 and 59 percent, respectively.

The University's liability for postemployment benefits obligations was calculated using the projected unit credit method. Significant actuarial methods and assumptions used in the valuation for the years ended June 30, 2014 and 2013 are as follows:

<b>2014</b>		
	<u>Retiree Health and Welfare</u>	<u>Long-term Disability</u>
Discount Rate	6.08%	7.88%
Immediate/Ultimate Administrative Trend Rate	0.0%/3.0%	0.0%/3.0%
Immediate/Ultimate Medical Trend Rate	6.0%-8.0%/5.0%	6.0%-8.0%/5.0%
Immediate/Ultimate Rx Trend Rate	7.0%/5.0%	7.0%/5.0%
Expected Retirement Age (Faculty/Staff/Union)	66/62/61	Not Applicable
Mortality/Termination Table	RP-2000 Generational	2005 SOA Life Waiver (Modified)
<b>2013</b>		
	<u>Retiree Health and Welfare</u>	<u>Long-term Disability</u>
Discount Rate	6.08%	7.88%
Immediate/Ultimate Administrative Trend Rate	0.0%/3.0%	0.0%/3.0%
Immediate/Ultimate Medical Trend Rate	6.0%-8.0%/5.0%	6.0%-8.0%/5.0%
Immediate/Ultimate Rx Trend Rate	7.0%/5.0%	7.0%/5.0%
Expected Retirement Age (Faculty/Staff/Union)	66/62/61	Not Applicable
Mortality/Termination Table	RP-2000 Generational	2005 SOA Life Waiver (Modified)

# THE UNIVERSITY OF MICHIGAN

## Notes to Consolidated Financial Statements--Continued

### Note 10--Retirement Plan

The University has a defined contribution retirement plan for all qualified employees through the Teachers Insurance and Annuity Association - College Retirement Equities Fund ("TIAA-CREF") and Fidelity Management Trust Company ("FMTC") mutual funds. All regular and supplemental instructional and primary staff are eligible to participate in the plan based upon age and service requirements. Participants maintain individual contracts with TIAA-CREF, or accounts with FMTC, and are fully vested.

Eligible employees generally contribute 5 percent of their pay and the University generally contributes an amount equal to 10 percent of employees' pay to the plan. The University contribution commences after an employee has completed one year of employment. Participants may elect to contribute additional amounts to the plans within specified limits that are not matched by University contributions. Contributions and covered payroll under the plan (excluding participants' additional contributions) for the three years ended June 30, 2014 are summarized as follows:

	2014	2013	2012
		(in thousands)	
University contributions	\$ 245,973	\$ 234,036	\$ 226,517
Employee contributions	\$ 127,815	\$ 122,094	\$ 117,127
Payroll covered under plan	\$ 3,083,357	\$ 2,979,189	\$ 2,826,760
Total payroll	\$ 3,230,004	\$ 3,092,257	\$ 2,963,848

THE UNIVERSITY OF MICHIGAN

Notes to Consolidated Financial Statements--Continued

**Note 11--Net Position**

The composition of net position at June 30, 2014 and 2013 is summarized as follows:

	2014	2013
	(in thousands)	
Net investment in capital assets	\$ 3,697,894	\$ 3,637,027
Restricted:		
Nonexpendable:		
Permanent endowment corpus	1,535,326	1,432,191
Expendable:		
Net appreciation of permanent endowments	1,725,281	1,338,629
Funds functioning as endowment	2,007,676	1,748,356
Restricted for operations and other	738,724	602,223
Unrestricted	3,353,173	2,724,703
	<u>\$ 13,058,074</u>	<u>\$ 11,483,129</u>

Unrestricted net position, as defined by GASB, is not subject to externally imposed stipulations; however, they are subject to internal restrictions. For example, unrestricted net position may be designated for specific purposes by action of management or the Board of Regents. At June 30, 2014 and 2013, all of the unrestricted net position has been designated for various academic and research programs and initiatives, and capital projects.

**Note 12--Federal Direct Lending Program**

The University distributed \$327,598,000 and \$346,634,000 for the years ended June 30, 2014 and 2013, respectively, for student loans through the U.S. Department of Education ("DoED") federal direct lending program. These distributions and related funding sources are not included as expenses and revenues in the accompanying financial statements. The statement of net position includes a payable of \$1,319,000 and a receivable of \$2,586,000 at June 30, 2014 and 2013, respectively, for DoED funding received prior or subsequent to distribution.



# THE UNIVERSITY OF MICHIGAN

## Notes to Consolidated Financial Statements--Continued

### Note 13--Commitments and Contingencies

Authorized expenditures for construction and other projects unexpended as of June 30, 2014 were \$1,244,559,000. Of these expenditures, approximately \$1,115,488,000 will be funded by internal sources, gifts, grants and future borrowings, \$76,628,000 by the State Building Authority and the remaining \$52,443,000 will be funded using unexpended debt proceeds.

Under the terms of various limited partnership agreements approved by the Board of Regents or by University officers, the University is obligated to make periodic payments for advance commitments to venture capital, private equity, real estate, natural resources and absolute return strategies. As of June 30, 2014, the University had committed, but not paid, a total of \$2,290,059,000 in funding for these alternative investments. Based on historical capital calls and discussions with those managing the limited partnerships, outstanding commitments for such investments are anticipated to be paid in the following years ended June 30 (in thousands):

2015	\$ 835,380
2016	567,321
2017	376,930
2018	194,022
2019	119,840
2020 and beyond	196,566
	<u>\$ 2,290,059</u>

These commitments are generally able to be called prior to an agreed commitment expiration date and therefore may occur earlier or later than estimated.

The University has entered into capital and operating leases for certain space and equipment, which expire at various dates through 2039. Outstanding commitments for these leases are expected to be paid in the following years ended June 30:

	Capital (in thousands)	Operating
2015	\$ 5,489	\$ 33,165
2016	2,725	25,655
2017	2,725	21,210
2018	2,725	13,706
2019	2,725	10,130
2020-2024	14,305	26,940
2025-2029	15,020	4,068
2030-2034	15,775	847
2035-2039	16,560	
	<u>78,049</u>	<u>\$ 135,721</u>
Less amount representing interest	42,263	
Present value of net minimum capital lease payments	<u>\$ 35,786</u>	

Operating lease expenses totaled \$35,921,000 and \$34,252,000 in 2014 and 2013, respectively.

## THE UNIVERSITY OF MICHIGAN

### Notes to Consolidated Financial Statements--Continued

#### Note 13--Commitments and Contingencies--Continued

Substantial amounts are received and expended by the University under federal and state programs and are subject to audit by cognizant governmental agencies. This funding relates to research, student aid, patient care and other programs. The University believes that any liabilities arising from such audits will not have a material effect on its financial position.

The University is a party to various pending legal actions and other claims in the normal course of business, and is of the opinion that the outcome of these proceedings will not have a material adverse effect on its financial position.

THE UNIVERSITY OF MICHIGAN

Notes to Consolidated Financial Statements--Continued

**Note 14--Operating Expenses by Function**

Operating expenses by functional classification for the years ended June 30, 2014 and 2013 are summarized as follows:

<b>2014</b>					
	Compensation and Benefits	Supplies and Services	Depreciation (in thousands)	Scholarships and Fellowships	Total
Instruction	\$ 823,611	\$ 130,339			\$ 953,950
Research	472,939	235,828			708,767
Public service	101,342	51,426			152,768
Academic support	201,436	45,162			246,598
Student services	74,893	21,541			96,434
Institutional support	143,768	56,136			199,904
Operations and maintenance of plant	42,915	234,466			277,381
Auxiliary enterprises	2,289,944	843,651			3,133,595
Depreciation			\$ 487,458		487,458
Scholarships and fellowships				\$ 124,465	124,465
	<u>\$ 4,150,848</u>	<u>\$ 1,618,549</u>	<u>\$ 487,458</u>	<u>\$ 124,465</u>	<u>\$ 6,381,320</u>
<b>2013</b>					
	Compensation and Benefits	Supplies and Services	Depreciation (in thousands)	Scholarships and Fellowships	Total
Instruction	\$ 797,370	\$ 127,157			\$ 924,527
Research	489,283	260,901			750,184
Public service	96,487	52,386			148,873
Academic support	194,688	47,467			242,155
Student services	70,961	21,364			92,325
Institutional support	145,676	50,668			196,344
Operations and maintenance of plant	41,371	214,907			256,278
Auxiliary enterprises	2,129,194	780,950			2,910,144
Depreciation			\$ 476,898		476,898
Scholarships and fellowships				\$ 123,287	123,287
	<u>\$ 3,965,030</u>	<u>\$ 1,555,800</u>	<u>\$ 476,898</u>	<u>\$ 123,287</u>	<u>\$ 6,121,015</u>

**The University of Michigan**  
**Schedule of Expenditures of Federal Awards**  
**For the Year Ended June 30, 2014**

Cluster Title/Federal Grantor/Program	Type	Pass-Through Grantor	Award Identifier	CFDA Number	CFDA Program Title	Federal Expenditures
<b>Veterans Affairs House Officers</b> Veterans Affairs, Department of	Direct		VA House Officers	64.N/A		<b>\$ 10,754,996</b>
<b>National Center for Research Resources, Recovery Act Construction Support</b>						
Health and Human Services, Department of	Direct		1 C06 RR029919-01	93.702	ARRA-National Center for Research Resources, Recovery Act Construction Support	<b>\$ 10,612,443</b>
<b>Trade Adjustment Assistance for Firms</b> Commerce, Department of	Direct		F99-26-07665-03	11.313	Trade Adjustment Assistance for Firms	<b>\$ 1,628,070</b>
<b>Substance Abuse and Mental Health Services_Projects of Regional and National Significance</b>						
Health and Human Services, Department of	Direct		5 U79 SM061192-02	93.243	Substance Abuse and Mental Health Services_Projects of Regional and National Significance	<b>\$ 403,546</b>
<b>STUDENT FINANCIAL AID CLUSTER</b>						
Education, Department of	Direct			84.007	Federal Supplemental Educational Opportunity Grant	\$ 1,374,312
Education, Department of	Direct			84.033	Federal Work-Study Program	\$ 3,731,964
					Federal Perkins Loan Program Federal Capital Contributions (Note 5)	\$ -
Education, Department of	Direct			84.038	Federal Pell Grant Program	\$ 43,930,341
Education, Department of	Direct			84.063	William D. Ford Federal Direct Loan Program (Note 4)	\$ -
Education, Department of	Direct			84.268	Teacher Education Assistance for College and Higher Education Grants (TEACH Grants)	\$ 43,594
Education, Department of	Direct			84.379		\$ 49,080,211
			Total Education, Department of			
Health and Human Services, Department of	Direct			93.264	Nurse Faculty Loan Program (NFLP) (Note 5)	\$ -
					Health Professions Student Loans, Including Primary Care Loans/Loans for Disadvantaged Students (Note 5)	\$ -
Health and Human Services, Department of	Direct			93.342	Nursing Student Loans (Note 5)	\$ -
Health and Human Services, Department of	Direct			93.364	Scholarships for Health Professions Students from Disadvantaged Backgrounds (Note 5)	\$ 210,000
Health and Human Services, Department of	Direct			93.925		\$ 210,000
			Total Health and Human Services, Department of			
			<b>Total student financial aid cluster</b>			<b>\$ 49,290,211</b>
<b>HIGHWAY PLANNING AND CONSTRUCTION CLUSTER</b>						
Transportation, Department of	Pass-Through	Michigan, State of, Transportation, Department of	2014-0020	20.205	Highway Planning and Construction	<b>\$ 143,402</b>
<b>FEDERAL TRANSIT CLUSTER</b>						
Transportation, Department of	Pass-Through	Ann Arbor Transportation Authority	Agmt dtd 2/28/10	20.500	ARRA-Federal Transit_Capital Investment Grants	<b>\$ 21,061</b>
<b>HIGHWAY SAFETY CLUSTER</b>						
Transportation, Department of	Direct		DTNH22-06-H-00055	20.600	State and Community Highway Safety	\$ (28,011)
Transportation, Department of	Pass-Through	Michigan, State of, State Police	TR-13-01	20.600	State and Community Highway Safety	131,824
Transportation, Department of	Pass-Through	Michigan, State of, State Police	TR-14-01	20.600	State and Community Highway Safety	297,329
			<b>Total highway safety cluster</b>			<b>\$ 401,142</b>
<b>AGING CLUSTER</b>						
Health and Human Services, Department of	Pass-Through	Washtenaw, County of	CR43954	93.045	Special Programs for the Aging_Title III, Part C_Nutrition Services	\$ 3,770
Health and Human Services, Department of	Pass-Through	Washtenaw, County of	CR# 43936/PO# 45166-000-SC	93.045	Special Programs for the Aging_Title III, Part C_Nutrition Services	48,287
			<b>Total aging cluster</b>			<b>\$ 52,057</b>
<b>CCDF CLUSTER</b>						
Health and Human Services, Department of	Pass-Through	Columbia University	1(GG08358-01)	93.575	Child Care and Development Block Grant	\$ 182,369
Health and Human Services, Department of	Pass-Through	Columbia University	2 (GG08358-02)	93.575	Child Care and Development Block Grant	191,293
			<b>Total CCDF cluster</b>			<b>\$ 373,662</b>
<b>MEDICAID CLUSTER</b>						
Health and Human Services, Department of	Pass-Through	Arkansas, State of	4600029157	93.778	Medical Assistance Program	\$ 602,272
Health and Human Services, Department of	Pass-Through	Arkansas, State of	Contract #4600024647 Amd #1	93.778	Medical Assistance Program	31,077

**The University of Michigan**  
**Schedule of Expenditures of Federal Awards**  
**For the Year Ended June 30, 2014**

Cluster Title/Federal Grantor/Program	Type	Pass-Through Grantor	Award Identifier	CFDA Number	CFDA Program Title	Federal Expenditures
Health and Human Services, Department of	Pass-Through	Michigan Primary Care Association	Agreement	93.778	Medical Assistance Program	62,226
Health and Human Services, Department of	Pass-Through	Michigan Primary Care Association	Agreement	93.778	Medical Assistance Program	68,863
Health and Human Services, Department of	Pass-Through	Michigan Primary Care Association	Agreement	93.778	Medical Assistance Program	61,117
Health and Human Services, Department of	Pass-Through	Michigan Primary Care Association	Agreement	93.778	Medical Assistance Program	66,915
Health and Human Services, Department of	Pass-Through	Michigan Primary Care Association	Agreement	93.778	Medical Assistance Program	178,861
Health and Human Services, Department of	Pass-Through	Michigan Primary Care Association	Agreement	93.778	Medical Assistance Program	171,392
Health and Human Services, Department of	Pass-Through	Michigan Primary Care Association	Agreement	93.778	Medical Assistance Program	126,832
Health and Human Services, Department of	Pass-Through	Michigan Primary Care Association	Agreement	93.778	Medical Assistance Program	163,239
Health and Human Services, Department of	Pass-Through	Michigan Primary Care Association	Agreement	93.778	Medical Assistance Program	176,786
Health and Human Services, Department of	Pass-Through	Michigan Primary Care Association	Grant Agreement	93.778	Medical Assistance Program	51,659
Health and Human Services, Department of	Pass-Through	Michigan, State of, Community Health, Department of	20130548	93.778	Medical Assistance Program	538,322
Health and Human Services, Department of	Pass-Through	Michigan, State of, Community Health, Department of	20131038	93.778	Medical Assistance Program	377,715
Health and Human Services, Department of	Pass-Through	Michigan, State of, Community Health, Department of	20131039	93.778	Medical Assistance Program	49,470
Health and Human Services, Department of	Pass-Through	Michigan, State of, Community Health, Department of	20131041	93.778	Medical Assistance Program	27,802
Health and Human Services, Department of	Pass-Through	Michigan, State of, Community Health, Department of	20131043	93.778	Medical Assistance Program	57,195
Health and Human Services, Department of	Pass-Through	Michigan, State of, Community Health, Department of	20141086	93.778	Medical Assistance Program	35,185
Health and Human Services, Department of	Pass-Through	Michigan, State of, Community Health, Department of	20141426	93.778	Medical Assistance Program	849,430
Health and Human Services, Department of	Pass-Through	Michigan, State of, Community Health, Department of	20131026-00	93.778	Medical Assistance Program	12,889
Health and Human Services, Department of	Pass-Through	Michigan, State of, Community Health, Department of	20141086-00	93.778	Medical Assistance Program	680,546
Health and Human Services, Department of	Pass-Through	Michigan, State of, Community Health, Department of	20141416-00	93.778	Medical Assistance Program	26,338
Health and Human Services, Department of	Pass-Through	Michigan, State of, Community Health, Department of	20141417-00	93.778	Medical Assistance Program	479
Health and Human Services, Department of	Pass-Through	Michigan, State of, Community Health, Department of	20141427-00	93.778	Medical Assistance Program	157,426
Health and Human Services, Department of	Pass-Through	Michigan, State of, Community Health, Department of	20141432-00	93.778	Medical Assistance Program	22,844
Health and Human Services, Department of	Pass-Through	Michigan, State of, Community Health, Department of	20141437-00	93.778	Medical Assistance Program	171,310

<b>Total Medicaid cluster</b>	<b>\$</b>	<b>4,768,190</b>
-------------------------------	-----------	------------------

**RESEARCH AND DEVELOPMENT CLUSTER**

Commerce, Department of	Pass-Through	University of Maryland, The	Z767303	11.609	ARRA-Measurement and Engineering Research and Standards	\$	462
National Science Foundation	Pass-Through	Hofstra University	25340 Michigan	47.070	ARRA-Computer and Information Science and Engineering	\$	108,199
National Science Foundation	Direct		ANT 0838828	47.082	ARRA-Trans-NSF Recovery Act Reasearch Support	\$	29,344
National Science Foundation	Direct		ANT 0838861	47.082	ARRA-Trans-NSF Recovery Act Reasearch Support		13,902
National Science Foundation	Direct		ARC 0909264	47.082	ARRA-Trans-NSF Recovery Act Reasearch Support		42
National Science Foundation	Direct		AST 0908346	47.082	ARRA-Trans-NSF Recovery Act Reasearch Support		52,636
National Science Foundation	Direct		AST 0923160	47.082	ARRA-Trans-NSF Recovery Act Reasearch Support		(233,116)
National Science Foundation	Direct		ATM 0851175	47.082	ARRA-Trans-NSF Recovery Act Reasearch Support		87,614
National Science Foundation	Direct		ATM 0851421	47.082	ARRA-Trans-NSF Recovery Act Reasearch Support		207,912
National Science Foundation	Direct		ATM 0903596	47.082	ARRA-Trans-NSF Recovery Act Reasearch Support		11,530
National Science Foundation	Direct		ATM 0904128	47.082	ARRA-Trans-NSF Recovery Act Reasearch Support		(8,509)
National Science Foundation	Direct		BCS 0921757	47.082	ARRA-Trans-NSF Recovery Act Reasearch Support		21,344
National Science Foundation	Direct		BCS 0924768	47.082	ARRA-Trans-NSF Recovery Act Reasearch Support		(12)
National Science Foundation	Direct		CBET 0846471	47.082	ARRA-Trans-NSF Recovery Act Reasearch Support		15,974
National Science Foundation	Direct		CCF 0916714	47.082	ARRA-Trans-NSF Recovery Act Reasearch Support		6,466
National Science Foundation	Direct		CMMI 0846738	47.082	ARRA-Trans-NSF Recovery Act Reasearch Support		7,719
National Science Foundation	Direct		CMMI 0856438	47.082	ARRA-Trans-NSF Recovery Act Reasearch Support		21,208
National Science Foundation	Direct		CMMI 0927530	47.082	ARRA-Trans-NSF Recovery Act Reasearch Support		15,543
National Science Foundation	Direct		CNS 0910851	47.082	ARRA-Trans-NSF Recovery Act Reasearch Support		315,777
National Science Foundation	Direct		DBI 0847820	47.082	ARRA-Trans-NSF Recovery Act Reasearch Support		9,254
National Science Foundation	Direct		DBI 0959823	47.082	ARRA-Trans-NSF Recovery Act Reasearch Support		38,782
National Science Foundation	Direct		DBI 1004537	47.082	ARRA-Trans-NSF Recovery Act Reasearch Support		51,490
National Science Foundation	Direct		DEB 0918072	47.082	ARRA-Trans-NSF Recovery Act Reasearch Support		16,467
National Science Foundation	Direct		DEB 0918388	47.082	ARRA-Trans-NSF Recovery Act Reasearch Support		44,900
National Science Foundation	Direct		DMR 0907030	47.082	ARRA-Trans-NSF Recovery Act Reasearch Support		33,488
National Science Foundation	Direct		DMR-0845592	47.082	ARRA-Trans-NSF Recovery Act Reasearch Support		(9,793)
National Science Foundation	Direct		DMS 0854905	47.082	ARRA-Trans-NSF Recovery Act Reasearch Support		(2,576)
National Science Foundation	Direct		DMS 0904760	47.082	ARRA-Trans-NSF Recovery Act Reasearch Support		16,527
National Science Foundation	Direct		DMS 0906257	47.082	ARRA-Trans-NSF Recovery Act Reasearch Support		(4,005)
National Science Foundation	Direct		EAR 0909288	47.082	ARRA-Trans-NSF Recovery Act Reasearch Support		(1,945)
National Science Foundation	Direct		EAR 0920972	47.082	ARRA-Trans-NSF Recovery Act Reasearch Support		3,056
National Science Foundation	Direct		ECCS 0844908	47.082	ARRA-Trans-NSF Recovery Act Reasearch Support		54,880
National Science Foundation	Direct		ECCS 0901464	47.082	ARRA-Trans-NSF Recovery Act Reasearch Support		2,051
National Science Foundation	Direct		ECCS 0922972	47.082	ARRA-Trans-NSF Recovery Act Reasearch Support		(340,000)
National Science Foundation	Direct		EFRI 0937992	47.082	ARRA-Trans-NSF Recovery Act Reasearch Support		83,604
National Science Foundation	Direct		HRD 0929509	47.082	ARRA-Trans-NSF Recovery Act Reasearch Support		963
National Science Foundation	Direct		IIS 0905146	47.082	ARRA-Trans-NSF Recovery Act Reasearch Support		120,042
National Science Foundation	Direct		IOS 0842701	47.082	ARRA-Trans-NSF Recovery Act Reasearch Support		1,187
National Science Foundation	Direct		IOS 0922583	47.082	ARRA-Trans-NSF Recovery Act Reasearch Support		84,401
National Science Foundation	Direct		OCE 0850625	47.082	ARRA-Trans-NSF Recovery Act Reasearch Support		4,887

**The University of Michigan**  
**Schedule of Expenditures of Federal Awards**  
**For the Year Ended June 30, 2014**

Cluster Title/Federal Grantor/Program	Type	Pass-Through Grantor	Award Identifier	CFDA Number	CFDA Program Title	Federal Expenditures
National Science Foundation	Direct		OCI 0904660	47.082	ARRA-Trans-NSF Recovery Act Reasearch Support	(20,422)
National Science Foundation	Direct		OCI 0941386	47.082	ARRA-Trans-NSF Recovery Act Reasearch Support	143,886
National Science Foundation	Direct		PHY 0810979	47.082	ARRA-Trans-NSF Recovery Act Reasearch Support	29,999
National Science Foundation	Direct		PHY 0934694	47.082	ARRA-Trans-NSF Recovery Act Reasearch Support	31,817
National Science Foundation	Direct		SES 0847175	47.082	ARRA-Trans-NSF Recovery Act Reasearch Support	106,925
National Science Foundation	Pass-Through	Internet 2	Subaward Agmt	47.082	ARRA-Trans-NSF Recovery Act Reasearch Support	14,327
National Science Foundation	Pass-Through	University of Maryland, The	Z326101	47.082	ARRA-Trans-NSF Recovery Act Reasearch Support	(454)
National Science Foundation	Pass-Through	University of Wisconsin	159K832	47.082	ARRA-Trans-NSF Recovery Act Reasearch Support	(2,143)
						<u>\$ 1,076,969</u>
			Total National Science Foundation			<u>\$ 1,185,168</u>
Energy, Department of	Pass-Through	Chrysler Group L.L.C.	SUB-DE-EE00027	81.N/A	ARRA-Office of Science Financial Assistance	<u>\$ 619,315</u>
Energy, Department of	Direct		DE-SC0000957	81.049	Program	\$ 4,080,548
Energy, Department of	Direct		DE-SC0001939	81.049	ARRA-Office of Science Financial Assistance	Program (322)
Energy, Department of	Direct		DE-SC0003990	81.049	Program	160,737
Energy, Department of	Direct		DE-SC0003996	81.049	ARRA-Office of Science Financial Assistance	Program 156,714
Energy, Department of	Pass-Through	Northwestern University	611-8289300-60024673 PROJ00001	81.049	ARRA-Office of Science Financial Assistance	Program 132,535
Energy, Department of	Pass-Through	University of Notre Dame, The	209008	81.049	Program	321,839
Energy, Department of	Pass-Through	University of Southern California	10054480	81.049	ARRA-Office of Science Financial Assistance	Program 164,307
Energy, Department of	Pass-Through	University of Wisconsin	238K523	81.049	ARRA-Office of Science Financial Assistance	Program 54,526
						<u>\$ 5,070,884</u>
Energy, Department of	Pass-Through	General Motors Corporation	GVS00350	81.086	ARRA-Conservation Research and Development	\$ 10,095
Energy, Department of	Pass-Through	General Motors Corporation	GVS02958	81.086	ARRA-Conservation Research and Development	41,452
						<u>\$ 51,547</u>
Energy, Department of	Direct		DE-EE0002119	81.117	ARRA-Energy Efficiency and Renewable Energy Information Dissemination, Outreach, Training and Technical Analysis/Assistance	<u>\$ (59,890)</u>
			Total Energy, Department of			<u>\$ 5,681,856</u>
Health and Human Services, Department of	Pass-Through	Duke University	203-9296	93.276	ARRA-Drug-Free Communities Support Program	Grants \$ 29,397
Health and Human Services, Department of	Direct		1 DP2 OD006458-01	93.701	ARRA-Trans-NIH Recovery Act Research Support	\$ 225,447
Health and Human Services, Department of	Direct		1 R15 HD065594 01	93.701	ARRA-Trans-NIH Recovery Act Research Support	3,302
Health and Human Services, Department of	Direct		1 RC4 MD005694 01	93.701	ARRA-Trans-NIH Recovery Act Research Support	65,018
Health and Human Services, Department of	Direct		1 RC4 RR031358 01	93.701	ARRA-Trans-NIH Recovery Act Research Support	38,704
Health and Human Services, Department of	Direct		1 RC4DK090917 01	93.701	ARRA-Trans-NIH Recovery Act Research Support	70,834
Health and Human Services, Department of	Direct		1 RC4MH091975-01	93.701	ARRA-Trans-NIH Recovery Act Research Support	7,537
Health and Human Services, Department of	Direct		3 RC4 AG039029-01S1	93.701	ARRA-Trans-NIH Recovery Act Research Support	1,498,674
Health and Human Services, Department of	Direct		5 R01 ES017005-02	93.701	ARRA-Trans-NIH Recovery Act Research Support	8,907
Health and Human Services, Department of	Direct		7 R01 AR056639-03	93.701	ARRA-Trans-NIH Recovery Act Research Support	(5,795)
Health and Human Services, Department of	Direct		7 R01 GM086596-03	93.701	ARRA-Trans-NIH Recovery Act Research Support	1,180
Health and Human Services, Department of	Pass-Through	Hutchinson, Fred, Cancer Research Center	Subaward #0000697127	93.701	ARRA-Trans-NIH Recovery Act Research Support	(6,436)
Health and Human Services, Department of	Pass-Through	Mayo Clinic Rochester	2 R01 NS04155806 A2	93.701	ARRA-Trans-NIH Recovery Act Research Support	33,778
Health and Human Services, Department of	Pass-Through	Michigan State University	Sub Award No RC060945UM	93.701	ARRA-Trans-NIH Recovery Act Research Support	5,788
Health and Human Services, Department of	Pass-Through	University of California - San Francisco	5824SC	93.701	ARRA-Trans-NIH Recovery Act Research Support	(1,292)
Health and Human Services, Department of	Pass-Through	University of Pennsylvania	553367	93.701	ARRA-Trans-NIH Recovery Act Research Support	40,101
Health and Human Services, Department of	Pass-Through	University of Pennsylvania	Sub No 555844, PO 2917891	93.701	ARRA-Trans-NIH Recovery Act Research Support	32,413
						<u>\$ 2,018,160</u>
Health and Human Services, Department of	Direct		1 R18 HS019256-01	93.715	ARRA-Recovery Act Comparative Effectiveness Research - AHRQ	\$ 198,832
Health and Human Services, Department of	Pass-Through	Kaiser Permanente Northern California	115-9022-13	93.715	ARRA-Recovery Act Comparative Effectiveness Research - AHRQ	6,957
Health and Human Services, Department of	Pass-Through	Massachusetts General Hospital	217197	93.715	ARRA-Recovery Act Comparative Effectiveness Research - AHRQ	58,716
Health and Human Services, Department of	Pass-Through	Michigan State University	RC060967UM	93.715	ARRA-Recovery Act Comparative Effectiveness Research - AHRQ	18,936
						<u>\$ 283,441</u>

**The University of Michigan**  
**Schedule of Expenditures of Federal Awards**  
**For the Year Ended June 30, 2014**

Cluster Title/Federal Grantor/Program	Type	Pass-Through Grantor	Award Identifier	CFDA Number	CFDA Program Title	Federal Expenditures
Health and Human Services, Department of	Pass-Through	Johns Hopkins University	T15 OC000048	93.721	ARRA-ARRA - Health Information Technology Professionals in Health Care	\$ (4,849)
			Total Health and Human Services, Department of			\$ 2,326,149
Institute of Museum and Library Services	Direct		IC-01-11-0233-11	45.303	Conservation Project Support	\$ 31
Institute of Museum and Library Services	Direct		LG-05-0150-11	45.312	National Leadership Grants	\$ 317,004
Institute of Museum and Library Services	Direct		LG-05-09-0084-09	45.312	National Leadership Grants	44,891
Institute of Museum and Library Services	Direct		LG-06-10-0140-10	45.312	National Leadership Grants	118,411
Institute of Museum and Library Services	Direct		LG-06-10-0144-10	45.312	National Leadership Grants	65,052
Institute of Museum and Library Services	Direct		LG-52-11-0212-11	45.312	National Leadership Grants	(3,808)
						\$ 541,550
Institute of Museum and Library Services	Direct		RE-04-10-0038-10	45.313	Laura Bush 21st Century Librarian Program	\$ 14,990
			Total Institute of Museum and Library Services			\$ 556,571
National Endowment for the Arts	Direct		C14-09	5.N/A		\$ 38,882
National Endowment for the Arts	Direct		12-4400-7056	45.024	Promotion of the Arts_Grants to Organizations and Individuals	\$ (1,970)
National Endowment for the Arts	Direct		13-4200-7036	45.024	Promotion of the Arts_Grants to Organizations and Individuals	11,436
National Endowment for the Arts	Direct		13-4400-7021	45.024	Promotion of the Arts_Grants to Organizations and Individuals	1,611
						\$ 11,077
National Endowment for the Arts	Pass-Through	Michigan, State of, Council for Arts and Cultural Affairs	13OP0166OS	45.025	Promotion of the Arts_Partnership Agreements	\$ 5,711
National Endowment for the Arts	Pass-Through	Michigan, State of, Council for Arts and Cultural Affairs	13OP0180PS	45.025	Promotion of the Arts_Partnership Agreements	15,195
National Endowment for the Arts	Pass-Through	Michigan, State of, Council for Arts and Cultural Affairs	13OP0218OS	45.025	Promotion of the Arts_Partnership Agreements	(36,000)
National Endowment for the Arts	Pass-Through	Michigan, State of, Council for Arts and Cultural Affairs	14OP0248PS	45.025	Promotion of the Arts_Partnership Agreements	18,053
National Endowment for the Arts	Pass-Through	Michigan, State of, Council for Arts and Cultural Affairs	14OP0249PS	45.025	Promotion of the Arts_Partnership Agreements	5,001
						\$ 7,960
			Total National Endowment for the Arts			\$ 57,919
National Endowment for the Humanities	Direct		CH-51140-14	45.130	Promotion of the Humanities_Challenge Grants	\$ 20,000
National Endowment for the Humanities	Direct		PW-50559-10	45.149	Promotion of the Humanities_Division of Preservation and Access	\$ (9,826)
National Endowment for the Humanities	Direct		PW-51275-13	45.149	Promotion of the Humanities_Division of Preservation and Access	101,935
						\$ 92,109
National Endowment for the Humanities	Direct		FA-56581-12	45.160	Promotion of the Humanities_Fellowships and Stipends	\$ 51,787
National Endowment for the Humanities	Direct		RZ-51319-11	45.161	Promotion of the Humanities_Research	\$ 106,574
National Endowment for the Humanities	Pass-Through	American Musicological Society	Award ltr dtd 1/19/12	45.161	Promotion of the Humanities_Research	44,900
						\$ 151,474
National Endowment for the Humanities	Direct		ES-50525-13	45.163	Promotion of the Humanities_Professional Development	\$ 118,180
			Total National Endowment for the Humanities			\$ 433,550
Agriculture, Department of	Pass-Through	City of Cadillac	Research Agreement of 8/1/12	10.N/A		\$ 15,354
Agriculture, Department of	Pass-Through	University of Wisconsin	394K273	10.N/A		7,615
						\$ 22,969
Agriculture, Department of	Direct		14-7415-0975-CA	10.028	Wildlife Services	\$ 52,916
Agriculture, Department of	Direct		2012-32100-06099	10.202	Cooperative Forestry Research	\$ 107,366
Agriculture, Department of	Direct		2013-32100-06099	10.202	Cooperative Forestry Research	344,000
Agriculture, Department of	Direct		2014-32100-06099	10.202	Cooperative Forestry Research	5,572
						\$ 456,938
Agriculture, Department of	Direct		58-5000-0-0083	10.253	Consumer Data and Nutrition Research	\$ 8,042
Agriculture, Department of	Direct		58-5000-3-0065	10.253	Consumer Data and Nutrition Research	4,214
						\$ 12,256
Agriculture, Department of	Direct		2011-67012-30682	10.310	Agriculture and Food Research Initiative (AFRI)	\$ 11,786
Agriculture, Department of	Direct		2011-68001-30089	10.310	Agriculture and Food Research Initiative (AFRI)	1,022,418
Agriculture, Department of	Direct		2012-67011-19723	10.310	Agriculture and Food Research Initiative (AFRI)	58,890
Agriculture, Department of	Direct		2012-67012-19704	10.310	Agriculture and Food Research Initiative (AFRI)	54,620
Agriculture, Department of	Direct		2012-67013-21874	10.310	Agriculture and Food Research Initiative (AFRI)	8,314
Agriculture, Department of	Direct		2013-67012-21136	10.310	Agriculture and Food Research Initiative (AFRI)	63,202
Agriculture, Department of	Direct		212-68004-20028	10.310	Agriculture and Food Research Initiative (AFRI)	747,753

**The University of Michigan**  
**Schedule of Expenditures of Federal Awards**  
**For the Year Ended June 30, 2014**

Cluster Title/Federal Grantor/Program	Type	Pass-Through Grantor	Award Identifier	CFDA Number	CFDA Program Title	Federal Expenditures
Agriculture, Department of	Pass-Through	Pennsylvania State University	4987-UM-USDA-0619	10.310	Agriculture and Food Research Initiative (AFRI)	8,451
Agriculture, Department of	Pass-Through	Purdue University	8000041930-AG	10.310	Agriculture and Food Research Initiative (AFRI)	48,896
Agriculture, Department of	Pass-Through	University of Wisconsin	460K795	10.310	Agriculture and Food Research Initiative (AFRI)	84,402
						<u>\$ 2,108,732</u>
Agriculture, Department of	Direct		13-CR-11242306-077	10.652	Forestry Research	\$ 34,176
Agriculture, Department of	Direct		58-3AEU-2-0092	10.950	Agricultural Statistics Reports	\$ 10,130
Agriculture, Department of	Direct		58-3148-1-162	10.961	Scientific Cooperation and Research	\$ 47,895
Agriculture, Department of	Pass-Through	National Fish and Wildlife Foundation	0501-13-038852	10.683	National Fish and Wildlife Foundation	\$ 43,121
			Total Agriculture, Department of			<u>\$ 2,789,133</u>
Commerce, Department of	Direct		#84-12-IPA-01-Mick Couper	11.N/A		\$ 5,014
Commerce, Department of	Direct		01-2010-IPA-01	11.N/A		9,623
Commerce, Department of	Direct		70NANB14H129	11.N/A		13,277
Commerce, Department of	Direct		IPA Rood, Richard	11.N/A		43,094
Commerce, Department of	Direct		IPA-Wagner,James 98-13-IPA-01	11.N/A		10,351
Commerce, Department of	Direct		RA-133C-12-SE-2270	11.N/A		3,149
Commerce, Department of	Pass-Through	Consortium for Ocean Leadership	SA#13-27	11.N/A		(2,695)
Commerce, Department of	Pass-Through	Consortium for Ocean Leadership	Sub-Award #SA14-15	11.N/A		5,376
Commerce, Department of	Pass-Through	Michigan State University	Award Letter dated 1/30/14	11.N/A		5,433
Commerce, Department of	Pass-Through	Thunder Bay National Marine Sanctuary Foundation	Agreement	11.N/A		(51)
Commerce, Department of	Pass-Through	University of Maryland, The	D166004	11.N/A		43,030
Commerce, Department of	Pass-Through	University of Maryland, The	Z777101	11.N/A		595,287
						<u>\$ 730,888</u>
Commerce, Department of	Pass-Through	Great Lakes Observing System (GLOS)	IOOS/Edu-02	11.012	Integrated Ocean Observing System (IOOS)	\$ 7,880
Commerce, Department of	Pass-Through	University of Maryland, The	CA 12-07 07-5-25684	11.012	Integrated Ocean Observing System (IOOS)	165,045
						<u>\$ 172,925</u>
Commerce, Department of	Direct		99-06-07561	11.303	Economic Development_Technical Assistance	\$ 186,015
Commerce, Department of	Direct		NA10OAR4170071	11.417	Sea Grant Support	\$ 1,391,889
Commerce, Department of	Direct		NA11OAR4170074	11.417	Sea Grant Support	3,212
Commerce, Department of	Direct		NA130AR4170026	11.417	Sea Grant Support	32,482
Commerce, Department of	Direct		NA14OAR4170029	11.417	Sea Grant Support	26,165
Commerce, Department of	Direct		NA14OAR4170030	11.417	Sea Grant Support	26,165
Commerce, Department of	Pass-Through	Ohio Sea Grant	60036080	11.417	Sea Grant Support	8,273
						<u>\$ 1,488,186</u>
Commerce, Department of	Pass-Through	Michigan, State of, Environmental Quality, Department of	#14-CHaz-003	11.419	Coastal Zone Management Administration Awards	\$ 2,791
Commerce, Department of	Pass-Through	Michigan, State of, Environmental Quality, Department of	#14-RIP-003	11.419	Coastal Zone Management Administration Awards	84
Commerce, Department of	Pass-Through	Michigan, State of, Environmental Quality, Department of	12-309-08	11.419	Coastal Zone Management Administration Awards	52,922
Commerce, Department of	Pass-Through	Michigan, State of, Environmental Quality, Department of	13-RIP-001	11.419	Coastal Zone Management Administration Awards	41,559
						<u>\$ 97,356</u>
Commerce, Department of	Direct		NA10OAR4310213	11.431	Climate and Atmospheric Research	\$ 750,817
Commerce, Department of	Direct		NA130AR4310142	11.431	Climate and Atmospheric Research	12,930
						<u>\$ 763,747</u>
Commerce, Department of	Direct		NA07OAR4320006	11.432	National Oceanic and Atmospheric Administration (NOAA) Cooperative Institutes	\$ 740,122
Commerce, Department of	Direct		NA12OAR4320071	11.432	National Oceanic and Atmospheric Administration (NOAA) Cooperative Institutes	3,103,006
						<u>\$ 3,843,128</u>
Commerce, Department of	Direct		NA10NMF4630409	11.463	Habitat Conservation	\$ 195,466
Commerce, Department of	Pass-Through	Nature Conservancy, The	Subaward #100912-1	11.463	Habitat Conservation	23,190
						<u>\$ 218,656</u>
Commerce, Department of	Direct		NA08NOS4730321	11.473	Coastal Services Center	\$ 15,048
Commerce, Department of	Pass-Through	National Marine Sanctuary Foundation	Award Letter Dated 8/21/13	11.473	Coastal Services Center	18,378
						<u>\$ 33,426</u>
Commerce, Department of	Pass-Through	HyroQual, Inc	Research Agreement	11.478	Center for Sponsored Coastal Ocean Research_Coastal Ocean Program	\$ 48,873
Commerce, Department of	Pass-Through	Louisiana Universities Marine Consortium (LUMCON)	UM10-1,LUMCON# 674169D	11.478	Center for Sponsored Coastal Ocean Research_Coastal Ocean Program	37,550
						<u>\$ 86,423</u>
Commerce, Department of	Direct		60NANB11D183	11.609	Measurement and Engineering Research and Standards	\$ 71,575



**The University of Michigan**  
**Schedule of Expenditures of Federal Awards**  
**For the Year Ended June 30, 2014**

Cluster Title/Federal Grantor/Program	Type	Pass-Through Grantor	Award Identifier	CFDA Number	CFDA Program Title	Federal Expenditures
Commerce, Department of	Direct		60NANB12D268	11.609	Measurement and Engineering Research and Standards	28,262
Commerce, Department of	Direct		60NANB13D166	11.609	Measurement and Engineering Research and Standards	46,369
Commerce, Department of	Direct		70NANB12H194	11.609	Measurement and Engineering Research and Standards	117,426
Commerce, Department of	Direct		70NANB13H168	11.609	Measurement and Engineering Research and Standards	35,346
Commerce, Department of	Direct		70NANB13H170	11.609	Measurement and Engineering Research and Standards	65,446
						<u>\$ 364,424</u>
Commerce, Department of	Direct		70NANB9H9008	11.616	Technology Innovation Program (TIP)	<u>\$ 720,342</u>
Commerce, Department of	Direct		60NANB10D307	11.618	National Institute of Standards and Technology Construction Grant Program	<u>\$ 4,223,674</u>
			Total Commerce, Department of			<u>\$ 12,929,190</u>
Defense, Department of	Direct		FA3047-14-P-0080	12.N/A		\$ 20,965
Defense, Department of	Direct		HDTRA1-12-C-0034	12.N/A		1,094,362
Defense, Department of	Direct		HDTRA1-13-C-0050	12.N/A		399,574
Defense, Department of	Direct		HDTRA1-14-C-0011	12.N/A		222,357
Defense, Department of	Direct		HU0001-08-1-TS09	12.N/A		185,439
Defense, Department of	Direct		IPA# 1311	12.N/A		140,088
Defense, Department of	Direct		N00014-11-D-0370	12.N/A		1,394,732
Defense, Department of	Direct		N00140-06-G-0028	12.N/A		3,000
Defense, Department of	Direct		N00167-12-P-0243	12.N/A		26,573
Defense, Department of	Direct		N65540-10-C-003	12.N/A		5,387,800
Defense, Department of	Direct		N65540-14-P-5095	12.N/A		19,022
Defense, Department of	Direct		N66001-11-C-4170	12.N/A		829,558
Defense, Department of	Direct		N66001-11-C-4190	12.N/A		738,408
Defense, Department of	Direct		N66001-12-C-4022	12.N/A		223,887
Defense, Department of	Direct		W15P7T-10-C-A803	12.N/A		498
Defense, Department of	Direct		W56HZV-09-C-0185	12.N/A		336,215
Defense, Department of	Direct		W56HZV-10-C-0164	12.N/A		798,802
Defense, Department of	Direct		W81K02-12-P-0108	12.N/A		48,000
Defense, Department of	Direct		W81XWH08-1-0508	12.N/A		111,894
Defense, Department of	Direct		W81XWH-09-1-0128	12.N/A		(5,574)
Defense, Department of	Direct		W81XWH-09-1-0146	12.N/A		323,024
Defense, Department of	Direct		W81XWH-14-1-0172	12.N/A		7,375
Defense, Department of	Direct		W911QY-13-C-0011	12.N/A		430,854
Defense, Department of	Direct		W912HQ-10-C-0023	12.N/A		31,907
Defense, Department of	Direct		W912HQ-10-C-0066	12.N/A		49,205
Defense, Department of	Direct		W912HZ-08-C-0056	12.N/A		11,084
Defense, Department of	Direct		Wire Trnsfr #05506100000099	12.N/A		(380)
Defense, Department of	Pass-Through	ARTIS Research	2010-06	12.N/A		(4,664)
Defense, Department of	Pass-Through	BAE Systems	316095	12.N/A		1,847,739
Defense, Department of	Pass-Through	BAE Systems	827684	12.N/A		1,993
Defense, Department of	Pass-Through	BARRON ASSOCIATES, INC	446-SC01	12.N/A		10,295
Defense, Department of	Pass-Through	BARRON ASSOCIATES, INC	473-SC01	12.N/A		55,111
Defense, Department of	Pass-Through	Battelle Memorial Institute	US 001-0000375714	12.N/A		78,558
Defense, Department of	Pass-Through	BBN Technologies	Cooperative Agreement	12.N/A		48,881
Defense, Department of	Pass-Through	Boston Dynamics	Subcontract Agreement	12.N/A		50,200
Defense, Department of	Pass-Through	Boston Dynamics	Subcontract Agreement	12.N/A		(25,753)
Defense, Department of	Pass-Through	Carnegie-Mellon University	1130131-281859	12.N/A		77,411
Defense, Department of	Pass-Through	DCS Corporation	APX02-0003	12.N/A		622,761
Defense, Department of	Pass-Through	Duke University	SPS 160423	12.N/A		96,548
Defense, Department of	Pass-Through	Dynamics Research Corporation	14463 PETT-UMICHIGAN	12.N/A		28,125
Defense, Department of	Pass-Through	Eastern Michigan University	R73613	12.N/A		22,177
Defense, Department of	Pass-Through	EMAG Technologies, Inc.	Roundtable Res Agmt	12.N/A		1,292
Defense, Department of	Pass-Through	ePack, Inc	N12A-T008	12.N/A		23,125
Defense, Department of	Pass-Through	ePack, Inc	Roundtable Research Agreement	12.N/A		8,625
Defense, Department of	Pass-Through	EPIR, Ltd.	0015-11-SUMI-0001	12.N/A		(115)
Defense, Department of	Pass-Through	GE Aviation	PO 200-1J-14H31935	12.N/A		78,586
Defense, Department of	Pass-Through	General Technology Systems, LLC	SBIR Research Agreement	12.N/A		17,296
Defense, Department of	Pass-Through	Georgia Institute of Technology	RC217-G5	12.N/A		94,765
Defense, Department of	Pass-Through	Harvard University	123723-5043741	12.N/A		618,225
Defense, Department of	Pass-Through	High Performance Technologies, Inc.	PP-CWO-KY05-002	12.N/A		87,340
Defense, Department of	Pass-Through	InformMed, Inc	Roundtable Res Agmt	12.N/A		(1,538)
Defense, Department of	Pass-Through	Innovative Bio Therapies (IBT)	Proj Spec Add to Mstr Agmt	12.N/A		(6,275)
Defense, Department of	Pass-Through	Institute of International Education	NSEP-U631073-UMICH-ARA	12.N/A		23,256

**The University of Michigan**  
**Schedule of Expenditures of Federal Awards**  
**For the Year Ended June 30, 2014**

Cluster Title/Federal Grantor/Program	Type	Pass-Through Grantor	Award Identifier	CFDA Number	CFDA Program Title	Federal Expenditures
Defense, Department of	Pass-Through	Johns Hopkins University	114322	12.N/A		1,565,152
Defense, Department of	Pass-Through	Lightning Packs LLC	Email author of May 1-2,2011	12.N/A		27,638
Defense, Department of	Pass-Through	Lightning Packs LLC	Letter of Authorization dated	12.N/A		6,500
Defense, Department of	Pass-Through	Lightning Packs LLC	Sponsor Letter dated March 25,	12.N/A		75,372
Defense, Department of	Pass-Through	M3 Consulting Services, Inc.	Subcontract Agreement	12.N/A		73,984
Defense, Department of	Pass-Through	Massachusetts Institute of Technology	7000258513	12.N/A		5,708
Defense, Department of	Pass-Through	Materials Modification, Inc	Research Agreement	12.N/A		49,393
Defense, Department of	Pass-Through	Mercury Data Systems	UM-VINS-001	12.N/A		(15,331)
Defense, Department of	Pass-Through	Michigan Engineering Services	P.O. 1021.1	12.N/A		68,822
Defense, Department of	Pass-Through	Michigan State University	61-3598H	12.N/A		48,587
Defense, Department of	Pass-Through	Microelectronics Advanced Research Corporation (MARCO)	2013-MA-2384	12.N/A		5,287,830
Defense, Department of	Pass-Through	NeoStem	Agreement	12.N/A		275,809
Defense, Department of	Pass-Through	Nico Technologies Corporation	Research Agmt	12.N/A		(11,784)
Defense, Department of	Pass-Through	Northrop Grumman Corporation	7500080919	12.N/A		(11,078)
Defense, Department of	Pass-Through	Northwestern University	PROJ0001899 610473300060026163	12.N/A		48,771
Defense, Department of	Pass-Through	Ntrepid Corporation	Research Agmt	12.N/A		16,130
Defense, Department of	Pass-Through	Ohio State University, The	60029346	12.N/A		131,336
Defense, Department of	Pass-Through	Omega Optics, Inc	FA9550-14-C-0001	12.N/A		37,768
Defense, Department of	Pass-Through	Optimal Solutions	Research Agreement	12.N/A		22,255
Defense, Department of	Pass-Through	Oxazogen, Inc	Subcontract Agreement to W56HZ	12.N/A		9,656
Defense, Department of	Pass-Through	Pryor Medical Inc	Agmt	12.N/A		330,870
Defense, Department of	Pass-Through	SciTech	Roundtable Research Agreement	12.N/A		40,000
Defense, Department of	Pass-Through	Solid State Scientific Corporation	1204-56	12.N/A		(139)
Defense, Department of	Pass-Through	Soluxra, LLC	Roundtable Res Agmt	12.N/A		33,342
Defense, Department of	Pass-Through	Tissue Genesis, Inc.	Idendent Contractor Services	12.N/A		1,809
Defense, Department of	Pass-Through	UES, Inc.	Subcontract S-875-040-008	12.N/A		38,118
Defense, Department of	Pass-Through	Universal Technology Corporation	12-S590-0020-49-C7	12.N/A		1,676
Defense, Department of	Pass-Through	Universal Technology Corporation	13-S590-0020-63-C6	12.N/A		10,904
Defense, Department of	Pass-Through	University of California - Berkeley	00008160	12.N/A		882,789
Defense, Department of	Pass-Through	University of Illinois-Urbana-Champaign	2013-01024-03 C4432	12.N/A		282,081
Defense, Department of	Pass-Through	University of Leeds	RG.ELEC.473923	12.N/A		7,655
Defense, Department of	Pass-Through	University of Minnesota	A003571409	12.N/A		208,846
Defense, Department of	Pass-Through	University of Nebraska	25-0521-156-002	12.N/A		(7,220)
Defense, Department of	Pass-Through	Wake Forest University	WFUHS 330608	12.N/A		226,089
Defense, Department of	Pass-Through	Woods Hole Oceanographic Institute	C117380	12.N/A		10,576
						<u>\$ 26,462,547</u>
Defense, Department of	Direct		N00014-03-1-0983	12.300	Basic and Applied Scientific Research	\$ 14,882
Defense, Department of	Direct		N00014-08-1-0099	12.300	Basic and Applied Scientific Research	258,321
Defense, Department of	Direct		N00014-08-1-0579	12.300	Basic and Applied Scientific Research	210,426
Defense, Department of	Direct		N00014-08-1-0594	12.300	Basic and Applied Scientific Research	18,424
Defense, Department of	Direct		N00014-09-1-0213	12.300	Basic and Applied Scientific Research	142,538
Defense, Department of	Direct		N00014-09-1-0705	12.300	Basic and Applied Scientific Research	67,808
Defense, Department of	Direct		N00014-09-1-0978	12.300	Basic and Applied Scientific Research	5,637
Defense, Department of	Direct		N00014-09-1-1210	12.300	Basic and Applied Scientific Research	(2,368)
Defense, Department of	Direct		N00014-10-1-0301	12.300	Basic and Applied Scientific Research	35,565
Defense, Department of	Direct		N00014-10-1-0302	12.300	Basic and Applied Scientific Research	30,531
Defense, Department of	Direct		N00014-10-1-0415	12.300	Basic and Applied Scientific Research	157,018
Defense, Department of	Direct		N00014-10-1-0529	12.300	Basic and Applied Scientific Research	12,547
Defense, Department of	Direct		N00014-10-1-0556	12.300	Basic and Applied Scientific Research	(1,128)
Defense, Department of	Direct		N00014-10-1-0561	12.300	Basic and Applied Scientific Research	164,521
Defense, Department of	Direct		N00014-10-1-0717	12.300	Basic and Applied Scientific Research	(1,030)
Defense, Department of	Direct		N00014-10-1-0974	12.300	Basic and Applied Scientific Research	104,435
Defense, Department of	Direct		N00014-11-1-0047	12.300	Basic and Applied Scientific Research	10,573
Defense, Department of	Direct		N00014-11-1-0096	12.300	Basic and Applied Scientific Research	1,437
Defense, Department of	Direct		N00014-11-1-0123	12.300	Basic and Applied Scientific Research	20,977
Defense, Department of	Direct		N00014-11-1-0135	12.300	Basic and Applied Scientific Research	110,806
Defense, Department of	Direct		N00014-11-1-0258	12.300	Basic and Applied Scientific Research	90,329
Defense, Department of	Direct		N00014-11-1-0389	12.300	Basic and Applied Scientific Research	89,908
Defense, Department of	Direct		N00014-11-1-0449	12.300	Basic and Applied Scientific Research	86,530
Defense, Department of	Direct		N00014-11-1-0484	12.300	Basic and Applied Scientific Research	103,244
Defense, Department of	Direct		N00014-11-1-0487	12.300	Basic and Applied Scientific Research	185,445
Defense, Department of	Direct		N00014-11-1-0646	12.300	Basic and Applied Scientific Research	151,040
Defense, Department of	Direct		N00014-11-1-0660	12.300	Basic and Applied Scientific Research	118,256
Defense, Department of	Direct		N00014-11-1-0720	12.300	Basic and Applied Scientific Research	16,422
Defense, Department of	Direct		N00014-11-1-0831	12.300	Basic and Applied Scientific Research	265,101
Defense, Department of	Direct		N00014-11-1-0832	12.300	Basic and Applied Scientific Research	131,269
Defense, Department of	Direct		N00014-11-1-0833	12.300	Basic and Applied Scientific Research	139,644
Defense, Department of	Direct		N00014-11-1-0845	12.300	Basic and Applied Scientific Research	162,120
Defense, Department of	Direct		N00014-11-1-0846	12.300	Basic and Applied Scientific Research	117,894

**The University of Michigan**  
**Schedule of Expenditures of Federal Awards**  
**For the Year Ended June 30, 2014**

Cluster Title/Federal Grantor/Program	Type	Pass-Through Grantor	Award Identifier	CFDA Number	CFDA Program Title	Federal Expenditures
Defense, Department of	Direct		N00014-11-1-0847	12.300	Basic and Applied Scientific Research	48,179
Defense, Department of	Direct		N00014-11-1-0849	12.300	Basic and Applied Scientific Research	14,285
Defense, Department of	Direct		N00014-11-1-0856	12.300	Basic and Applied Scientific Research	3,507
Defense, Department of	Direct		N00014-12-1-0013	12.300	Basic and Applied Scientific Research	632,613
Defense, Department of	Direct		N00014-12-1-0092	12.300	Basic and Applied Scientific Research	134,643
Defense, Department of	Direct		N00014-12-1-0178	12.300	Basic and Applied Scientific Research	68,148
Defense, Department of	Direct		N00014-12-1-0230	12.300	Basic and Applied Scientific Research	24,720
Defense, Department of	Direct		N00014-12-1-0366	12.300	Basic and Applied Scientific Research	480,584
Defense, Department of	Direct		N00014-12-1-0452	12.300	Basic and Applied Scientific Research	143,987
Defense, Department of	Direct		N00014-12-1-0490	12.300	Basic and Applied Scientific Research	(23)
Defense, Department of	Direct		N00014-12-1-0509	12.300	Basic and Applied Scientific Research	3,855
Defense, Department of	Direct		N00014-12-1-0519	12.300	Basic and Applied Scientific Research	180,847
Defense, Department of	Direct		N00014-12-1-0567	12.300	Basic and Applied Scientific Research	54,432
Defense, Department of	Direct		N00014-12-1-0604	12.300	Basic and Applied Scientific Research	78,698
Defense, Department of	Direct		N00014-12-1-0751	12.300	Basic and Applied Scientific Research	95,124
Defense, Department of	Direct		N00014-12-1-0779	12.300	Basic and Applied Scientific Research	89,236
Defense, Department of	Direct		N00014-12-1-0795	12.300	Basic and Applied Scientific Research	19,349
Defense, Department of	Direct		N00014-12-1-0815	12.300	Basic and Applied Scientific Research	61,974
Defense, Department of	Direct		N00014-12-1-0837	12.300	Basic and Applied Scientific Research	9,662
Defense, Department of	Direct		N00014-12-1-0874	12.300	Basic and Applied Scientific Research	673,968
Defense, Department of	Direct		N00014-12-1-0933	12.300	Basic and Applied Scientific Research	109,535
Defense, Department of	Direct		N00014-12-1-0947	12.300	Basic and Applied Scientific Research	50,506
Defense, Department of	Direct		N00014-12-1-0966	12.300	Basic and Applied Scientific Research	152,917
Defense, Department of	Direct		N00014-13-1-0071	12.300	Basic and Applied Scientific Research	536,750
Defense, Department of	Direct		N00014-13-1-0078	12.300	Basic and Applied Scientific Research	70,215
Defense, Department of	Direct		N00014-13-1-0115	12.300	Basic and Applied Scientific Research	74,940
Defense, Department of	Direct		N00014-13-1-0217	12.300	Basic and Applied Scientific Research	293,941
Defense, Department of	Direct		N00014-13-1-0222	12.300	Basic and Applied Scientific Research	106,354
Defense, Department of	Direct		N00014-13-1-0320	12.300	Basic and Applied Scientific Research	134,350
Defense, Department of	Direct		N00014-13-1-0358	12.300	Basic and Applied Scientific Research	150,806
Defense, Department of	Direct		N00014-13-1-0383	12.300	Basic and Applied Scientific Research	76,514
Defense, Department of	Direct		N00014-13-1-0525	12.300	Basic and Applied Scientific Research	114,560
Defense, Department of	Direct		N00014-13-1-0558	12.300	Basic and Applied Scientific Research	86,277
Defense, Department of	Direct		N00014-13-1-0566	12.300	Basic and Applied Scientific Research	195,255
Defense, Department of	Direct		N00014-13-1-0657	12.300	Basic and Applied Scientific Research	133,578
Defense, Department of	Direct		N00014-13-1-0759	12.300	Basic and Applied Scientific Research	52,918
Defense, Department of	Direct		N00014-13-1-0762	12.300	Basic and Applied Scientific Research	45,826
Defense, Department of	Direct		N00014-13-1-0763	12.300	Basic and Applied Scientific Research	61,299
Defense, Department of	Direct		N00014-14-1-0075	12.300	Basic and Applied Scientific Research	47,009
Defense, Department of	Direct		N00014-14-1-0179	12.300	Basic and Applied Scientific Research	4,387
Defense, Department of	Direct		N00014-14-1-0315	12.300	Basic and Applied Scientific Research	7,376
Defense, Department of	Direct		N00014-14-1-0523	12.300	Basic and Applied Scientific Research	11,163
Defense, Department of	Direct		N00173-10-1-G035	12.300	Basic and Applied Scientific Research	36,014
Defense, Department of	Direct		N00173-10-1-G036	12.300	Basic and Applied Scientific Research	9,499
Defense, Department of	Direct		N00173-14-1-G904	12.300	Basic and Applied Scientific Research	1,416
Defense, Department of	Direct		N00244-09-1-0062	12.300	Basic and Applied Scientific Research	1,192,703
Defense, Department of	Pass-Through	Eastern Michigan University	P003477	12.300	Basic and Applied Scientific Research	32,123
Defense, Department of	Pass-Through	Georgia Institute of Technology	R7570-G1	12.300	Basic and Applied Scientific Research	874,057
Defense, Department of	Pass-Through	University of California - Santa Barbara	KK8153,Prime: N00014-08-1-0655	12.300	Basic and Applied Scientific Research	15,462
Defense, Department of	Pass-Through	University of Florida, The	UF-EIES-1309013-UMC	12.300	Basic and Applied Scientific Research	19,666
Defense, Department of	Pass-Through	University of North Carolina-Chapel Hill	5-55041	12.300	Basic and Applied Scientific Research	190,457
Defense, Department of	Pass-Through	Woods Hole Oceanographic Institute	A100892	12.300	Basic and Applied Scientific Research	38,020
						<u>\$ 10,762,803</u>
Defense, Department of	Direct		HDTRA1-09-1-0033	12.351	Basic Scientific Research - Combating Weapons of Mass Destruction	\$ 144,874
Defense, Department of	Direct		HDTRA1-10-1-0077	12.351	Basic Scientific Research - Combating Weapons of Mass Destruction	142,620
Defense, Department of	Direct		HDTRA1-10-1-0121	12.351	Basic Scientific Research - Combating Weapons of Mass Destruction	(14,368)
Defense, Department of	Direct		HDTRA1-11-1-0019	12.351	Basic Scientific Research - Combating Weapons of Mass Destruction	299,341
Defense, Department of	Direct		HDTRA1-11-1-0050	12.351	Basic Scientific Research - Combating Weapons of Mass Destruction	102,217
Defense, Department of	Direct		HDTRA1-11-1-0066	12.351	Basic Scientific Research - Combating Weapons of Mass Destruction	516,321
Defense, Department of	Direct		HDTRA1-12-1-0038	12.351	Basic Scientific Research - Combating Weapons of Mass Destruction	148,949
Defense, Department of	Direct		HDTRA1-12-1-0039	12.351	Basic Scientific Research - Combating Weapons of Mass Destruction	175,610

**The University of Michigan**  
**Schedule of Expenditures of Federal Awards**  
**For the Year Ended June 30, 2014**

Cluster Title/Federal Grantor/Program	Type	Pass-Through Grantor	Award Identifier	CFDA Number	CFDA Program Title	Federal Expenditures
Defense, Department of	Direct		HDTRA1-13-1-0009	12.351	Basic Scientific Research - Combating Weapons of Mass Destruction	127,774
Defense, Department of	Direct		HDTRA1-13-1-0013	12.351	Basic Scientific Research - Combating Weapons of Mass Destruction	428,139
						<u>\$ 2,071,477</u>
Defense, Department of	Direct		W911NF-11-1-0251	12.360	Research on Chemical and Biological Defense	<u>\$ 1,476,110</u>
Defense, Department of	Direct		W81XWH-08-1-0110	12.420	Military Medical Research and Development	<u>\$ 77,666</u>
Defense, Department of	Direct		W81XWH-08-2-0208	12.420	Military Medical Research and Development	93,032
Defense, Department of	Direct		W81XWH-09-1-0520	12.420	Military Medical Research and Development	828,559
Defense, Department of	Direct		W81XWH-09-2-0142	12.420	Military Medical Research and Development	785,275
Defense, Department of	Direct		W81XWH-10-1-0017	12.420	Military Medical Research and Development	855,537
Defense, Department of	Direct		W81XWH-10-1-0233	12.420	Military Medical Research and Development	74,815
Defense, Department of	Direct		W81XWH-10-1-0514	12.420	Military Medical Research and Development	22,881
Defense, Department of	Direct		W81XWH-10-1-0545	12.420	Military Medical Research and Development	(2,350)
Defense, Department of	Direct		W81XWH-10-1-0582	12.420	Military Medical Research and Development	152,895
Defense, Department of	Direct		W81XWH-10-1-0865	12.420	Military Medical Research and Development	59,840
Defense, Department of	Direct		W81XWH-10-1-0992	12.420	Military Medical Research and Development	8
Defense, Department of	Direct		W81XWH-11-0414	12.420	Military Medical Research and Development	390,241
Defense, Department of	Direct		W81XWH-11-1-0111	12.420	Military Medical Research and Development	(104,818)
Defense, Department of	Direct		W81XWH-11-1-0136	12.420	Military Medical Research and Development	5,212
Defense, Department of	Direct		W81XWH-11-1-0147	12.420	Military Medical Research and Development	40,790
Defense, Department of	Direct		W81XWH-11-1-0251	12.420	Military Medical Research and Development	5,580
Defense, Department of	Direct		W81XWH-11-1-0294	12.420	Military Medical Research and Development	88,305
Defense, Department of	Direct		W81XWH-11-1-0317	12.420	Military Medical Research and Development	159,227
Defense, Department of	Direct		W81XWH-11-1-0337	12.420	Military Medical Research and Development	256,440
Defense, Department of	Direct		W81XWH-11-1-0360	12.420	Military Medical Research and Development	45,289
Defense, Department of	Direct		W81XWH-11-1-0636	12.420	Military Medical Research and Development	245,603
Defense, Department of	Direct		W81XWH-11-1-0651	12.420	Military Medical Research and Development	88,412
Defense, Department of	Direct		W81XWH-11-1-0692	12.420	Military Medical Research and Development	116,181
Defense, Department of	Direct		W81XWH-11-1-0826	12.420	Military Medical Research and Development	304,315
Defense, Department of	Direct		W81XWH-11-2-0005	12.420	Military Medical Research and Development	358,222
Defense, Department of	Direct		W81XWH-11-2-0120	12.420	Military Medical Research and Development	141,006
Defense, Department of	Direct		W81XWH-12-1-0080	12.420	Military Medical Research and Development	647,598
Defense, Department of	Direct		W81XWH-12-1-0096	12.420	Military Medical Research and Development	150,970
Defense, Department of	Direct		W81XWH-12-1-0097	12.420	Military Medical Research and Development	191,527
Defense, Department of	Direct		W81XWH-12-1-0147	12.420	Military Medical Research and Development	411,844
Defense, Department of	Direct		W81XWH-12-1-0172	12.420	Military Medical Research and Development	62,772
Defense, Department of	Direct		W81XWH-12-1-0284	12.420	Military Medical Research and Development	142,150
Defense, Department of	Direct		W81XWH-12-1-0325	12.420	Military Medical Research and Development	177,003
Defense, Department of	Direct		W81XWH-12-1-0448	12.420	Military Medical Research and Development	90,551
Defense, Department of	Direct		W81XWH-12-1-0492	12.420	Military Medical Research and Development	537,775
Defense, Department of	Direct		W81XWH-12-1-0507	12.420	Military Medical Research and Development	54,050
Defense, Department of	Direct		W81XWH-12-1-0524	12.420	Military Medical Research and Development	152,637
Defense, Department of	Direct		W81XWH-12-1-0589	12.420	Military Medical Research and Development	160,282
Defense, Department of	Direct		W81XWH-12-1-0597	12.420	Military Medical Research and Development	296,450
Defense, Department of	Direct		W81XWH-12-2-0001	12.420	Military Medical Research and Development	(29,794)
Defense, Department of	Direct		W81XWH-12-2-0008	12.420	Military Medical Research and Development	538,477
Defense, Department of	Direct		W81XWH-12-2-0057	12.420	Military Medical Research and Development	445,160
Defense, Department of	Direct		W81XWH-13-1-0134	12.420	Military Medical Research and Development	43,313
Defense, Department of	Direct		W81XWH-13-1-0210	12.420	Military Medical Research and Development	277,591
Defense, Department of	Direct		W81XWH-13-1-0239	12.420	Military Medical Research and Development	78,053
Defense, Department of	Direct		W81XWH-13-1-0284	12.420	Military Medical Research and Development	56,559
Defense, Department of	Direct		W81XWH-13-1-0321	12.420	Military Medical Research and Development	84,912
Defense, Department of	Direct		W81XWH-13-1-0350	12.420	Military Medical Research and Development	73,681
Defense, Department of	Direct		W81XWH-13-1-0371	12.420	Military Medical Research and Development	49,160
Defense, Department of	Direct		W81XWH-13-1-0377	12.420	Military Medical Research and Development	123,630
Defense, Department of	Direct		W81XWH-13-1-0463	12.420	Military Medical Research and Development	73,175
Defense, Department of	Direct		W81XWH-14-1-0001	12.420	Military Medical Research and Development	79,329
Defense, Department of	Direct		W81XWH-14-1-0005	12.420	Military Medical Research and Development	55,839
Defense, Department of	Pass-Through	Baylor College of Medicine	101744037	12.420	Military Medical Research and Development	160,851
Defense, Department of	Pass-Through	Harvard University	5060400.0102	12.420	Military Medical Research and Development	78,723
Defense, Department of	Pass-Through	Jackson, Henry Foundation	721680	12.420	Military Medical Research and Development	98,683
Defense, Department of	Pass-Through	Methodist Hospital - Houston	Const.Agmt#27010021-0016	12.420	Military Medical Research and Development	16,496
Defense, Department of	Pass-Through	Michigan State University	RC102123A	12.420	Military Medical Research and Development	33,057
Defense, Department of	Pass-Through	National Trauma Institute (NTI)	Subaward Agmt: NTI-TRA-10	12.420	Military Medical Research and Development	81,320
Defense, Department of	Pass-Through	Northern California Institute for Research & Education, Inc. (NCIRE)	1683	12.420	Military Medical Research and Development	17,379
Defense, Department of	Pass-Through	Rutgers University	4-29429-Org 10578-PO S1695011	12.420	Military Medical Research and Development	544,705
Defense, Department of	Pass-Through	University of Arkansas for Medical Sciences	37147	12.420	Military Medical Research and Development	19,184

**The University of Michigan**  
**Schedule of Expenditures of Federal Awards**  
**For the Year Ended June 30, 2014**

Cluster Title/Federal Grantor/Program	Type	Pass-Through Grantor	Award Identifier	CFDA Number	CFDA Program Title	Federal Expenditures
Defense, Department of	Pass-Through	University of Delaware	27816	12.420	Military Medical Research and Development	19,849
Defense, Department of	Pass-Through	University of Rhode Island	PO 29423 / 0002921/000072011	12.420	Military Medical Research and Development	10,939
Defense, Department of	Pass-Through	Veterans Education & Research Assoc of MI (VERAM)	V-SUBUM-11-10	12.420	Military Medical Research and Development	188,694
Defense, Department of	Pass-Through	Veterans Medical Research Foundation	08409-307799	12.420	Military Medical Research and Development	27,793
Defense, Department of	Pass-Through	Virginia Polytechnic Institute and State University	450152-19337	12.420	Military Medical Research and Development	(125)
Defense, Department of	Pass-Through	Wake Forest University	WFUHS 441009 GU-09	12.420	Military Medical Research and Development	52,707
Defense, Department of	Pass-Through	Sloan-Kettering Cancer Institute	Research Subaward Agreement	12.420	Military Medical Research and Development	320,917
						<b>\$ 11,784,029</b>
Defense, Department of	Direct		FA2386-11-1-4024	12.431	Basic Scientific Research	\$ 178,679
Defense, Department of	Direct		W911NF-08-1-0487	12.431	Basic Scientific Research	100,935
Defense, Department of	Direct		W911NF-09-1-0310	12.431	Basic Scientific Research	159,721
Defense, Department of	Direct		W911NF-10-1-0229	12.431	Basic Scientific Research	174,664
Defense, Department of	Direct		W911NF-10-1-0379	12.431	Basic Scientific Research	18,293
Defense, Department of	Direct		W911NF-10-1-0518	12.431	Basic Scientific Research	946,227
Defense, Department of	Direct		W911NF-11-1-0116	12.431	Basic Scientific Research	118,204
Defense, Department of	Direct		W911NF-11-1-0391	12.431	Basic Scientific Research	1,322,510
Defense, Department of	Direct		W911NF-11-1-0465	12.431	Basic Scientific Research	79,542
Defense, Department of	Direct		W911NF-12-1-0163	12.431	Basic Scientific Research	93,361
Defense, Department of	Direct		W911NF-12-1-0214	12.431	Basic Scientific Research	233,651
Defense, Department of	Direct		W911NF-12-1-0253	12.431	Basic Scientific Research	21,122
Defense, Department of	Direct		W911NF-12-1-0284	12.431	Basic Scientific Research	21,319
Defense, Department of	Direct		W911NF-12-1-0338	12.431	Basic Scientific Research	159,186
Defense, Department of	Direct		W911NF-12-1-0443	12.431	Basic Scientific Research	159,864
Defense, Department of	Direct		W911NF-12-1-0506	12.431	Basic Scientific Research	210,000
Defense, Department of	Direct		W911NF-12-1-0530	12.431	Basic Scientific Research	73,780
Defense, Department of	Direct		W911NF-12-1-0612	12.431	Basic Scientific Research	147,502
Defense, Department of	Direct		W911NF-13-1-0222	12.431	Basic Scientific Research	98,083
Defense, Department of	Direct		W911NF-13-1-0314	12.431	Basic Scientific Research	79,742
Defense, Department of	Direct		W911NF-13-1-0387	12.431	Basic Scientific Research	595,086
Defense, Department of	Direct		W911NF-13-1-0449	12.431	Basic Scientific Research	39,853
Defense, Department of	Direct		W911NF-14-1-0191	12.431	Basic Scientific Research	8,805
Defense, Department of	Pass-Through	Arizona State University	13-949	12.431	Basic Scientific Research	284,421
Defense, Department of	Pass-Through	Duke University	W99NF-10-1-0231	12.431	Basic Scientific Research	187,648
Defense, Department of	Pass-Through	George Mason University	E2030471	12.431	Basic Scientific Research	156,739
Defense, Department of	Pass-Through	Northwestern University	SP0025190-PROJ0006754	12.431	Basic Scientific Research	114,497
Defense, Department of	Pass-Through	Pennsylvania State University	4248-UM-USA-0267	12.431	Basic Scientific Research	23,008
Defense, Department of	Pass-Through	Rice University	R17831	12.431	Basic Scientific Research	323,647
Defense, Department of	Pass-Through	Rutgers University	4815-435145-10220	12.431	Basic Scientific Research	91,885
Defense, Department of	Pass-Through	University of California - Irvine	2010-2514	12.431	Basic Scientific Research	6,264
Defense, Department of	Pass-Through	University of Maryland, The	Z840707	12.431	Basic Scientific Research	73,860
Defense, Department of	Pass-Through	University of Maryland, The	Z855204	12.431	Basic Scientific Research	325,615
Defense, Department of	Pass-Through	University of Maryland, The	Z918809	12.431	Basic Scientific Research	7,685
						<b>\$ 6,635,398</b>
Defense, Department of	Pass-Through	California State University	UM230897	12.630	Basic, Applied, and Advanced Research in Science and Engineering	\$ 83,097
Defense, Department of	Pass-Through	University of Maryland, The	0000005315	12.630	Basic, Applied, and Advanced Research in Science and Engineering	4,204
Defense, Department of	Pass-Through	University of North Texas	GF2665-1	12.630	Basic, Applied, and Advanced Research in Science and Engineering	50,976
						<b>\$ 138,277</b>
Defense, Department of	Direct		FA2386-10-1-4127	12.800	Air Force Defense Research Sciences Program	\$ (546)
Defense, Department of	Direct		FA8650-06-2-3625	12.800	Air Force Defense Research Sciences Program	93,372
Defense, Department of	Direct		FA8650-07-2-3744	12.800	Air Force Defense Research Sciences Program	846,446
Defense, Department of	Direct		FA8650-11-2-6213	12.800	Air Force Defense Research Sciences Program	83,154
Defense, Department of	Direct		FA8650-12-2-6353	12.800	Air Force Defense Research Sciences Program	53,947
Defense, Department of	Direct		FA8750-11-2-0043	12.800	Air Force Defense Research Sciences Program	44,608
Defense, Department of	Direct		FA8750-12-2-0314	12.800	Air Force Defense Research Sciences Program	316,689
Defense, Department of	Direct		FA8750-12-2-0333	12.800	Air Force Defense Research Sciences Program	119,203
Defense, Department of	Direct		FA9550-08-1-0307	12.800	Air Force Defense Research Sciences Program	2,055
Defense, Department of	Direct		FA9550-08-1-0340	12.800	Air Force Defense Research Sciences Program	61,165
Defense, Department of	Direct		FA9550-09-1-0109	12.800	Air Force Defense Research Sciences Program	32,084
Defense, Department of	Direct		FA9550-09-1-0457	12.800	Air Force Defense Research Sciences Program	345,716
Defense, Department of	Direct		FA9550-09-1-0636	12.800	Air Force Defense Research Sciences Program	276,076
Defense, Department of	Direct		FA9550-09-1-0662	12.800	Air Force Defense Research Sciences Program	151,851
Defense, Department of	Direct		FA9550-09-1-0695	12.800	Air Force Defense Research Sciences Program	967,106
Defense, Department of	Direct		FA9550-09-1-0696	12.800	Air Force Defense Research Sciences Program	255,212
Defense, Department of	Direct		FA9550-10-1-0078	12.800	Air Force Defense Research Sciences Program	715

**The University of Michigan**  
**Schedule of Expenditures of Federal Awards**  
**For the Year Ended June 30, 2014**

Cluster Title/Federal Grantor/Program	Type	Pass-Through Grantor	Award Identifier	CFDA Number	CFDA Program Title	Federal Expenditures
Defense, Department of	Direct		FA9550-10-1-0104	12.800	Air Force Defense Research Sciences Program	423,913
Defense, Department of	Direct		FA9550-10-1-0339	12.800	Air Force Defense Research Sciences Program	2,257
Defense, Department of	Direct		FA9550-10-1-0393	12.800	Air Force Defense Research Sciences Program	258,066
Defense, Department of	Direct		FA9550-10-1-0453	12.800	Air Force Defense Research Sciences Program	123,293
Defense, Department of	Direct		FA9550-10-1-0528	12.800	Air Force Defense Research Sciences Program	8,510
Defense, Department of	Direct		FA9550-11-1-0017	12.800	Air Force Defense Research Sciences Program	120,732
Defense, Department of	Direct		FA9550-11-1-0031	12.800	Air Force Defense Research Sciences Program	252,403
Defense, Department of	Direct		FA9550-11-1-0072	12.800	Air Force Defense Research Sciences Program	232,105
Defense, Department of	Direct		FA9550-11-1-0081	12.800	Air Force Defense Research Sciences Program	105,318
Defense, Department of	Direct		FA9550-11-1-0089	12.800	Air Force Defense Research Sciences Program	54,484
Defense, Department of	Direct		FA9550-11-1-0165	12.800	Air Force Defense Research Sciences Program	167,301
Defense, Department of	Direct		FA9550-11-1-0265	12.800	Air Force Defense Research Sciences Program	3,480
Defense, Department of	Direct		FA9550-11-1-0269	12.800	Air Force Defense Research Sciences Program	85,944
Defense, Department of	Direct		FA9550-11-1-0309	12.800	Air Force Defense Research Sciences Program	94,805
Defense, Department of	Direct		FA9550-12-1-0058	12.800	Air Force Defense Research Sciences Program	176,240
Defense, Department of	Direct		FA9550-12-1-0101	12.800	Air Force Defense Research Sciences Program	213,147
Defense, Department of	Direct		FA9550-12-1-0119	12.800	Air Force Defense Research Sciences Program	108,546
Defense, Department of	Direct		FA9550-12-1-0256	12.800	Air Force Defense Research Sciences Program	135,464
Defense, Department of	Direct		FA9550-12-1-0258	12.800	Air Force Defense Research Sciences Program	106,610
Defense, Department of	Direct		FA9550-12-1-0265	12.800	Air Force Defense Research Sciences Program	135,774
Defense, Department of	Direct		FA9550-12-1-0266	12.800	Air Force Defense Research Sciences Program	188,268
Defense, Department of	Direct		FA9550-12-1-0310	12.800	Air Force Defense Research Sciences Program	159,795
Defense, Department of	Direct		FA9550-12-1-0394	12.800	Air Force Defense Research Sciences Program	145,875
Defense, Department of	Direct		FA9550-12-1-0401	12.800	Air Force Defense Research Sciences Program	530,411
Defense, Department of	Direct		FA9550-12-1-0402	12.800	Air Force Defense Research Sciences Program	83,479
Defense, Department of	Direct		FA9550-12-1-0435	12.800	Air Force Defense Research Sciences Program	823,494
Defense, Department of	Direct		FA9550-12-1-0465	12.800	Air Force Defense Research Sciences Program	448,108
Defense, Department of	Direct		FA9550-12-1-0483	12.800	Air Force Defense Research Sciences Program	688,045
Defense, Department of	Direct		FA9550-13-1-0025	12.800	Air Force Defense Research Sciences Program	53,786
Defense, Department of	Direct		FA9550-13-1-0031	12.800	Air Force Defense Research Sciences Program	106,875
Defense, Department of	Direct		FA9550-13-1-0043	12.800	Air Force Defense Research Sciences Program	171,747
Defense, Department of	Direct		FA9550-13-1-0048	12.800	Air Force Defense Research Sciences Program	106,539
Defense, Department of	Direct		FA9550-13-1-0113	12.800	Air Force Defense Research Sciences Program	53,510
Defense, Department of	Direct		FA9550-13-1-0122	12.800	Air Force Defense Research Sciences Program	160,955
Defense, Department of	Direct		FA9550-14-1-0009	12.800	Air Force Defense Research Sciences Program	11,369
Defense, Department of	Direct		FA9550-14-1-0010	12.800	Air Force Defense Research Sciences Program	36,222
Defense, Department of	Direct		FA9550-14-1-0040	12.800	Air Force Defense Research Sciences Program	184,412
Defense, Department of	Direct		FA9550-14-1-0092	12.800	Air Force Defense Research Sciences Program	10,683
Defense, Department of	Pass-Through	Carnegie-Mellon University	1150119-294717	12.800	Air Force Defense Research Sciences Program	66,665
Defense, Department of	Pass-Through	Case Western Reserve University	RES507576	12.800	Air Force Defense Research Sciences Program	93,441
Defense, Department of	Pass-Through	Georgia Institute of Technology	RC413-G5	12.800	Air Force Defense Research Sciences Program	13,922
Defense, Department of	Pass-Through	Georgia Institute of Technology	RD547-G2	12.800	Air Force Defense Research Sciences Program	28,960
Defense, Department of	Pass-Through	Marshall University Research Corporation	2011-153/212149	12.800	Air Force Defense Research Sciences Program	(5,304)
Defense, Department of	Pass-Through	New York University	F6752-01 UW344756-3	12.800	Air Force Defense Research Sciences Program	83,008
Defense, Department of	Pass-Through	Ohio State University, The	60035093/GRT00027335	12.800	Air Force Defense Research Sciences Program	105,488
Defense, Department of	Pass-Through	Ohio State University, The	60041047	12.800	Air Force Defense Research Sciences Program	38,190
Defense, Department of	Pass-Through	Rice University	R17571	12.800	Air Force Defense Research Sciences Program	154,441
Defense, Department of	Pass-Through	Santa Fe Institute	SFI 20121016	12.800	Air Force Defense Research Sciences Program	136,230
Defense, Department of	Pass-Through	Texas Engineering Experiment Station	A7755	12.800	Air Force Defense Research Sciences Program	201,093
Defense, Department of	Pass-Through	University of California - Santa Barbara	KK1234	12.800	Air Force Defense Research Sciences Program	244,973
Defense, Department of	Pass-Through	University of Illinois-Urbana-Champaign	2012-02298-02 (A0080)	12.800	Air Force Defense Research Sciences Program	373,742
Defense, Department of	Pass-Through	University of Illinois-Urbana-Champaign	2012-03966-01- (A0076)	12.800	Air Force Defense Research Sciences Program	106,010
Defense, Department of	Pass-Through	University of Pittsburgh	0019713 (406200-3)	12.800	Air Force Defense Research Sciences Program	25,661
Defense, Department of	Pass-Through	University of Wisconsin	124K821	12.800	Air Force Defense Research Sciences Program	116,387
Defense, Department of	Pass-Through	Virginia Polytechnic Institute and State University	416214-19337	12.800	Air Force Defense Research Sciences Program	4,330
Defense, Department of	Pass-Through	Virginia Polytechnic Institute and State University	430547-19337	12.800	Air Force Defense Research Sciences Program	97,607
Defense, Department of	Pass-Through	Virginia Polytechnic Institute and State University	450045-19337	12.800	Air Force Defense Research Sciences Program	88,008
						<u>\$ 12,393,670</u>
Defense, Department of	Direct		H98230-11-1-0145	12.901	Mathematical Sciences Grants Program	\$ 1,931
Defense, Department of	Direct		H98230-13-1-0204	12.901	Mathematical Sciences Grants Program	35,202
Defense, Department of	Direct		H98230-13-1-0241	12.901	Mathematical Sciences Grants Program	42,700
						<u>\$ 79,833</u>
Defense, Department of	Direct		D13AP00059	12.910	Research and Technology Development	\$ 44,646
Defense, Department of	Direct		FA9550-10-1-0327	12.910	Research and Technology Development	84,811
Defense, Department of	Direct		HR0011-10-1-0081	12.910	Research and Technology Development	(1,624)
Defense, Department of	Direct		HR0011-13-2-0006	12.910	Research and Technology Development	1,415,312
Defense, Department of	Direct		HR0011-13-2-0015	12.910	Research and Technology Development	1,090,228
Defense, Department of	Direct		N66001-10-1-4042	12.910	Research and Technology Development	1,576



**The University of Michigan**  
**Schedule of Expenditures of Federal Awards**  
**For the Year Ended June 30, 2014**

Cluster Title/Federal Grantor/Program	Type	Pass-Through Grantor	Award Identifier	CFDA Number	CFDA Program Title	Federal Expenditures
Defense, Department of	Direct		N66001-11-1-4208	12.910	Research and Technology Development	628,538
Defense, Department of	Direct		N66001-12-1-4015	12.910	Research and Technology Development	89,225
Defense, Department of	Direct		N66001-12-1-4223	12.910	Research and Technology Development	119,518
Defense, Department of	Direct		N66001-12-1-4231	12.910	Research and Technology Development	121,081
Defense, Department of	Direct		N66001-14-1-4014	12.910	Research and Technology Development	11,213
Defense, Department of	Direct		W31P4Q-09-1-0011	12.910	Research and Technology Development	320,297
Defense, Department of	Direct		W31P4Q-11-1-0002	12.910	Research and Technology Development	478,288
Defense, Department of	Direct		W31P4Q-12-1-0002	12.910	Research and Technology Development	796,913
Defense, Department of	Direct		W56HZV-04-2-0001	12.910	Research and Technology Development	4,755,786
Defense, Department of	Direct		W56HZV-14-2-0001	12.910	Research and Technology Development	115,695
Defense, Department of	Pass-Through	Cornell University	68272-10162	12.910	Research and Technology Development	117,558
Defense, Department of	Pass-Through	Georgia Institute of Technology	R9292-G1	12.910	Research and Technology Development	7,764
Defense, Department of	Pass-Through	Hutchinson, Fred, Cancer Research Center	0000768449	12.910	Research and Technology Development	18,802
Defense, Department of	Pass-Through	Indiana University	BL-4348706-UM/PO #1083805	12.910	Research and Technology Development	74,167
Defense, Department of	Pass-Through	Northwestern University	SP0016210-PROJ0006646	12.910	Research and Technology Development	277,300
Defense, Department of	Pass-Through	Oregon State University	X0130A-B	12.910	Research and Technology Development	54,698
Defense, Department of	Pass-Through	University of Chicago	45634-E	12.910	Research and Technology Development	188,871
Defense, Department of	Pass-Through	University of Houston	R-11-0047	12.910	Research and Technology Development	7,492
						<u>\$ 10,818,155</u>
			Total Defense, Department of			<u>\$ 82,622,299</u>
Housing and Urban Development, Department of	Direct		S1C5AAC0006	14.N/A		<u>\$ 788</u>
					Community Challenge Planning Grants and the Department of Transportation's TIGER II Planning Grants	<u>\$ 24,432</u>
Housing and Urban Development, Department of	Pass-Through	Washtenaw, County of	CR 43669-115782	14.704		<u>\$ (183)</u>
Housing and Urban Development, Department of	Direct		MILHH0161-08	14.901	Healthy Homes Demonstration Grants	<u>\$ 25,037</u>
			Total Housing and Urban Development, Department of			
					Endangered Species - Candidate Conservation Action Funds	<u>\$ 32,406</u>
Interior, Department of the	Direct		F12AC00977	15.660		<u>\$ 95,222</u>
Interior, Department of the	Pass-Through	National Fish and Wildlife Foundation	0501.12.032465	15.662	Great Lakes Restoration	<u>\$ 48,125</u>
Interior, Department of the	Pass-Through	National Fish and Wildlife Foundation	32224	15.662	Great Lakes Restoration	<u>\$ 143,347</u>
Interior, Department of the	Direct		F12AP00997	15.672	Wildlife Without Borders ¶Amphibians in Decline	<u>\$ 15,783</u>
Interior, Department of the	Direct		G10AC00049	15.808	U.S. Geological Survey_ Research and Data Collection	<u>\$ 3,047</u>
Interior, Department of the	Direct		G10AC00069	15.808	U.S. Geological Survey_ Research and Data Collection	<u>39,864</u>
Interior, Department of the	Direct		G11AC20209	15.808	U.S. Geological Survey_ Research and Data Collection	<u>4,432</u>
Interior, Department of the	Direct		G13AC00085	15.808	U.S. Geological Survey_ Research and Data Collection	<u>147,082</u>
						<u>\$ 194,425</u>
			Total Interior, Department of the			<u>\$ 385,961</u>
Justice, Department of	Direct		050211 - 2011 NV R 5518	16.N/A		<u>\$ 8,926</u>
Justice, Department of	Direct		2006-JR-R-048	16.N/A		<u>74,446</u>
Justice, Department of	Direct		2008-IJ-R-012	16.N/A		<u>430</u>
Justice, Department of	Direct		2011 BJ R 6565	16.N/A		<u>947,735</u>
Justice, Department of	Direct		2013 IJR 1168	16.N/A		<u>856,957</u>
						<u>\$ 1,888,494</u>
Justice, Department of	Direct		2013-MU-R-6018	16.523	Juvenile Accountability Block Grants	<u>\$ 83,062</u>
Justice, Department of	Direct		2013-WL-AX-0038	16.524	Legal Assistance for Victims	<u>\$ 78,337</u>
Justice, Department of	Direct		2012-DN-BX-K045	16.544	Youth Gang Prevention	<u>\$ 152,046</u>
Justice, Department of	Direct		2011-MU-MU-K075	16.734	Special Data Collections and Statistical Studies	<u>\$ 185,183</u>
Justice, Department of	Direct		2012-IJ-CX-0044	16.734	Special Data Collections and Statistical Studies	<u>24,332</u>
						<u>\$ 209,515</u>
			Total Justice, Department of			<u>\$ 2,411,454</u>
Federal Reserve System	Direct		PO 201300008	18.N/A		<u>\$ 23,105</u>
State, Department of	Pass-Through	CRDF Global	CO-8473J-13	19.N/A		<u>\$ 2,958</u>
State, Department of	Pass-Through	National Academy of Sciences	PGA-P210884	19.N/A		<u>14,454</u>
State, Department of	Pass-Through	United States-India Educational Foundation(USIEF)	USIEF/OSI/2012/03-A01	19.N/A		<u>54,955</u>
						<u>\$ 72,367</u>
State, Department of	Direct		S-ECAAS-12-GR-142(FA)	19.014	One-Time International Exchange Grant Program	<u>\$ 115,356</u>
State, Department of	Direct		S-SGTIP-10-GR-0087	19.019	International Programs to Combat Human Trafficking	<u>\$ 83,952</u>

**The University of Michigan**  
**Schedule of Expenditures of Federal Awards**  
**For the Year Ended June 30, 2014**

Cluster Title/Federal Grantor/Program	Type	Pass-Through Grantor	Award Identifier	CFDA Number	CFDA Program Title	Federal Expenditures
State, Department of	Direct		SLMAQM-10-GR-512	19.345	International Programs to Support Democracy, Human Rights and Labor	\$ 21,146
State, Department of	Direct		S-LMAQM-13-GR-1117	19.345	International Programs to Support Democracy, Human Rights and Labor	340,837
						<u>\$ 361,983</u>
State, Department of	Pass-Through	Institute of International Education	Agreement Dated 4/17/14	19.401	Academic Exchange Programs - Scholars	<u>\$ 6,328</u>
State, Department of	Direct		S-ECAGD-13-GR-183(FA)	19.415	Professional and Cultural Exchange Programs - Citizen Exchanges	\$ 135,165
State, Department of	Direct		S-ECAPE-11-GR-188(DS)	19.415	Professional and Cultural Exchange Programs - Citizen Exchanges	52,011
State, Department of	Direct		S-ECAPE-12-GR-202(FA)	19.415	Professional and Cultural Exchange Programs - Citizen Exchanges	321,281
						<u>\$ 508,457</u>
			Total State, Department of			<u>\$ 1,148,443</u>
Transportation, Department of	Direct		DTFH61-09-C-00013	20.N/A		\$ 53,869
Transportation, Department of	Direct		DTFH61-11-C-00040	20.N/A		6,115,653
Transportation, Department of	Direct		DTFH70-12-E-00032	20.N/A		92,629
Transportation, Department of	Direct		DTNH22-10-H-00288	20.N/A		529,611
Transportation, Department of	Direct		DTNH22-12-C-00272	20.N/A		269,146
Transportation, Department of	Direct		DTNH22-13-C-00333	20.N/A		71,192
Transportation, Department of	Pass-Through	Battelle Memorial Institute	269974	20.N/A		244,105
Transportation, Department of	Pass-Through	Battelle Memorial Institute	PO US001-0000293848	20.N/A		80,834
Transportation, Department of	Pass-Through	Battelle Memorial Institute	US001-0000311804	20.N/A		161,957
Transportation, Department of	Pass-Through	HNTB Michigan, Inc	HNTB Proj# 56332-DS-001	20.N/A		24,151
Transportation, Department of	Pass-Through	Michigan, State of, Transportation, Department of	2010-0436	20.N/A		37,996
Transportation, Department of	Pass-Through	Michigan, State of, Transportation, Department of	2012-0770	20.N/A		130,416
Transportation, Department of	Pass-Through	Michigan, State of, Transportation, Department of	2013-0068 Auth Z1	20.N/A		157,277
Transportation, Department of	Pass-Through	Michigan, State of, Transportation, Department of	2013-0068, Authorization Z2	20.N/A		114,342
Transportation, Department of	Pass-Through	Michigan, State of, Transportation, Department of	2013-0243	20.N/A		117,362
Transportation, Department of	Pass-Through	Michigan, State of, Transportation, Department of	2013-0330	20.N/A		38,821
Transportation, Department of	Pass-Through	Michigan, State of, Transportation, Department of	Contract 2009-0747, Auth Z6	20.N/A		(171)
Transportation, Department of	Pass-Through	Michigan, State of, Transportation, Department of	Contract 2010-0296 Auth 5	20.N/A		23,843
Transportation, Department of	Pass-Through	National Academy of Sciences	HR 10-93, Activity 163512-1030	20.N/A		62,085
Transportation, Department of	Pass-Through	National Academy of Sciences	HR 17-57/SUB0000048	20.N/A		189,561
Transportation, Department of	Pass-Through	National Academy of Sciences	Sub-grant No. 2000004142	20.N/A		86,266
Transportation, Department of	Pass-Through	National Safety Council	ltr of Agmt	20.N/A		17,908
Transportation, Department of	Pass-Through	Nichols Consulting Engineers	Sub-consultant Agreement	20.N/A		647
Transportation, Department of	Pass-Through	Nissan Technical Center, North America	PO#7400057242	20.N/A		64,692
Transportation, Department of	Pass-Through	Soils & Materials Engineers, Inc.	62093.08	20.N/A		983
Transportation, Department of	Pass-Through	University of Maryland, The	CA 12-21 07-5-25698	20.N/A		17,114
Transportation, Department of	Pass-Through	Virginia Polytechnic Institute and State University	451054-19337	20.N/A		18,914
Transportation, Department of	Pass-Through	Virginia Polytechnic Institute and State University	451127-19337	20.N/A		5,616
Transportation, Department of	Pass-Through	Virginia Polytechnic Institute and State University	451205-19337	20.N/A		588,356
Transportation, Department of	Pass-Through	Virginia Polytechnic Institute and State University	451209-19337	20.N/A		60,989
Transportation, Department of	Pass-Through	Virginia Polytechnic Institute and State University	451210-19337	20.N/A		73,895
Transportation, Department of	Pass-Through	Virginia Polytechnic Institute and State University	451263-19337	20.N/A		125,797
Transportation, Department of	Pass-Through	Wayne State University	P0519851 & Index #3-37438	20.N/A		22,770
Transportation, Department of	Pass-Through	Westat	8943-S-001	20.N/A		7,844
						<u>\$ 9,606,470</u>
Transportation, Department of	Direct		10-G-022	20.108	Aviation Research Grants	\$ 10,878
Transportation, Department of	Direct		13-G-019	20.108	Aviation Research Grants	129,216
Transportation, Department of	Pass-Through	University of California - Davis	201302812-01	20.108	Aviation Research Grants	20,708
						<u>\$ 160,802</u>
Transportation, Department of	Pass-Through	Michigan, State of, State Police	TS-13-05	20.218	National Motor Carrier Safety	\$ 81,067
Transportation, Department of	Pass-Through	Michigan, State of, State Police	TS-14-06	20.218	National Motor Carrier Safety	71,636
						<u>\$ 152,703</u>
Transportation, Department of	Pass-Through	Michigan, State of, State Police	TR-13-02	20.614	National Highway Traffic Safety Administration (NHTSA) Discretionary Safety Grants	<u>\$ 5,752</u>
Transportation, Department of	Direct		DTRT13-G-UTC54	20.701	University Transportation Centers Program	<u>\$ 547,086</u>
Transportation, Department of	Pass-Through	Purdue University	Subagreement 4108-47673	20.701	University Transportation Centers Program	303,011
						<u>\$ 850,097</u>
			Total Transportation, Department of			<u>\$ 10,775,824</u>
Treasury, Department of the	Direct		13 LITC0074	21.008	Low Income Taxpayer Clinics	\$ 46,933
Treasury, Department of the	Direct		13LITC0006-03-00	21.008	Low Income Taxpayer Clinics	54,716



**The University of Michigan**  
**Schedule of Expenditures of Federal Awards**  
**For the Year Ended June 30, 2014**

Cluster Title/Federal Grantor/Program	Type	Pass-Through Grantor	Award Identifier	CFDA Number	CFDA Program Title	Federal Expenditures
			Total Treasury, Department of the			\$ 101,649
National Aeronautics and Space Administration	Direct		NNG04HZ28C	43.N/A		\$ 77,479
National Aeronautics and Space Administration	Direct		NNG09FG00C	43.N/A		(1)
National Aeronautics and Space Administration	Direct		NNG11PU50C	43.N/A		15,466
National Aeronautics and Space Administration	Direct		NNG12CR34C	43.N/A		1,281,938
National Aeronautics and Space Administration	Direct		NNG13PJ08C	43.N/A		41,666
National Aeronautics and Space Administration	Direct		NNL13AQ00C	43.N/A		18,839,258
National Aeronautics and Space Administration	Direct		NNX08AD08G	43.N/A		10,030
National Aeronautics and Space Administration	Direct		NNX08AH94G	43.N/A		(4,802)
National Aeronautics and Space Administration	Direct		NNX08AI39G	43.N/A		(4,157)
National Aeronautics and Space Administration	Direct		NNX08AT75G	43.N/A		(7,199)
National Aeronautics and Space Administration	Direct		NNX08AV63G	43.N/A		8,164
National Aeronautics and Space Administration	Direct		NNX09AB59G	43.N/A		118,704
National Aeronautics and Space Administration	Direct		NNX09AB87G	43.N/A		79,990
National Aeronautics and Space Administration	Direct		NNX09AF45G	43.N/A		94,446
National Aeronautics and Space Administration	Direct		NNX09AH02G	43.N/A		(5,509)
National Aeronautics and Space Administration	Direct		NNX09AH72G	43.N/A		219,270
National Aeronautics and Space Administration	Direct		NNX09AJ42G	43.N/A		9,686
National Aeronautics and Space Administration	Direct		NNX09AJ43G	43.N/A		21,398
National Aeronautics and Space Administration	Direct		NNX09AJ46G	43.N/A		58,408
National Aeronautics and Space Administration	Direct		NNX09AJ59G	43.N/A		38,905
National Aeronautics and Space Administration	Direct		NNX09AJ63G	43.N/A		57,922
National Aeronautics and Space Administration	Direct		NNX09AJ78G	43.N/A		1,703
National Aeronautics and Space Administration	Direct		NNX09AK87G	43.N/A		47,019
National Aeronautics and Space Administration	Direct		NNX09AL26G	43.N/A		40,954
National Aeronautics and Space Administration	Direct		NNX09AL42H	43.N/A		13,568
National Aeronautics and Space Administration	Direct		NNX09AN25G	43.N/A		(10,085)
National Aeronautics and Space Administration	Direct		NNX09AN34G	43.N/A		32
National Aeronautics and Space Administration	Direct		NNX09AO81G	43.N/A		1,625
National Aeronautics and Space Administration	Direct		NNX09AV13H	43.N/A		(1,140)
National Aeronautics and Space Administration	Direct		NNX10AB16G	43.N/A		27,381
National Aeronautics and Space Administration	Direct		NNX10AC84G	43.N/A		99,129
National Aeronautics and Space Administration	Direct		NNX10AF23G	43.N/A		43,044
National Aeronautics and Space Administration	Direct		NNX10AF61G	43.N/A		32,459
National Aeronautics and Space Administration	Direct		NNX10AG85G	43.N/A		5,707
National Aeronautics and Space Administration	Direct		NNX10AH74G	43.N/A		39,240
National Aeronautics and Space Administration	Direct		NNX10AI65G	43.N/A		334,926
National Aeronautics and Space Administration	Direct		NNX10AJ39G	43.N/A		37
National Aeronautics and Space Administration	Direct		NNX10AK41G	43.N/A		24,636
National Aeronautics and Space Administration	Direct		NNX10AL32H	43.N/A		(62,455)
National Aeronautics and Space Administration	Direct		NNX10AL84H	43.N/A		(60,519)
National Aeronautics and Space Administration	Direct		NNX10AM20G	43.N/A		83,465
National Aeronautics and Space Administration	Direct		NNX10AM41H	43.N/A		3,680
National Aeronautics and Space Administration	Direct		NNX10AO17G	43.N/A		159,999
National Aeronautics and Space Administration	Direct		NNX10AO32G	43.N/A		87,807
National Aeronautics and Space Administration	Direct		NNX10AP16G	43.N/A		2,437
National Aeronautics and Space Administration	Direct		NNX10AQ34G	43.N/A		7,505
National Aeronautics and Space Administration	Direct		NNX10AQ53G	43.N/A		118,566
National Aeronautics and Space Administration	Direct		NNX10AQ61G	43.N/A		285,353
National Aeronautics and Space Administration	Direct		NNX10AT73G	43.N/A		46,854
National Aeronautics and Space Administration	Direct		NNX10AU57G	43.N/A		61,670
National Aeronautics and Space Administration	Direct		NNX10AU59G	43.N/A		273,987
National Aeronautics and Space Administration	Direct		NNX11AB24G	43.N/A		75,625
National Aeronautics and Space Administration	Direct		NNX11AC20G	43.N/A		189,504
National Aeronautics and Space Administration	Direct		NNX11AD68G	43.N/A		83,826
National Aeronautics and Space Administration	Direct		NNX11AD80G	43.N/A		126,714
National Aeronautics and Space Administration	Direct		NNX11AD81G	43.N/A		85,619
National Aeronautics and Space Administration	Direct		NNX11AE68G	43.N/A		170,437
National Aeronautics and Space Administration	Pass-Through	Biomedware	Agmt dtd 8/2/11	43.N/A		(11)
National Aeronautics and Space Administration	Pass-Through	Boston College	5001920-01	43.N/A		28,343
National Aeronautics and Space Administration	Pass-Through	California Institute of Technology	44A-1085637	43.N/A		149
National Aeronautics and Space Administration	Pass-Through	Carnegie Institution of Washington	DTM-3250-04	43.N/A		477,615
National Aeronautics and Space Administration	Pass-Through	ElectroDynamic Applications, Inc.	NNX11CC56C/PO# 11020001	43.N/A		24,501
National Aeronautics and Space Administration	Pass-Through	ElectroDynamic Applications, Inc.	PO 1222001	43.N/A		41,311
National Aeronautics and Space Administration	Pass-Through	Harvard University	SV4-84016	43.N/A		24,217
National Aeronautics and Space Administration	Pass-Through	Jet Propulsion Laboratory	1266313	43.N/A		797,025
National Aeronautics and Space Administration	Pass-Through	Jet Propulsion Laboratory	1266314	43.N/A		199,264
National Aeronautics and Space Administration	Pass-Through	Jet Propulsion Laboratory	1409449	43.N/A		604,743
National Aeronautics and Space Administration	Pass-Through	Jet Propulsion Laboratory	1416972	43.N/A		114,141

**The University of Michigan**  
**Schedule of Expenditures of Federal Awards**  
**For the Year Ended June 30, 2014**

Cluster Title/Federal Grantor/Program	Type	Pass-Through Grantor	Award Identifier	CFDA Number	CFDA Program Title	Federal Expenditures
National Aeronautics and Space Administration	Pass-Through	Jet Propulsion Laboratory	1416974	43.N/A		20,840
National Aeronautics and Space Administration	Pass-Through	Jet Propulsion Laboratory	1434435	43.N/A		595,433
National Aeronautics and Space Administration	Pass-Through	Jet Propulsion Laboratory	1447157	43.N/A		9,091
National Aeronautics and Space Administration	Pass-Through	Jet Propulsion Laboratory	1449038	43.N/A		177,374
National Aeronautics and Space Administration	Pass-Through	Jet Propulsion Laboratory	1456335	43.N/A		124,500
National Aeronautics and Space Administration	Pass-Through	Jet Propulsion Laboratory	1469862	43.N/A		6,876
National Aeronautics and Space Administration	Pass-Through	Jet Propulsion Laboratory	1475708	43.N/A		1,447
National Aeronautics and Space Administration	Pass-Through	Jet Propulsion Laboratory	1480025	43.N/A		44,060
National Aeronautics and Space Administration	Pass-Through	Jet Propulsion Laboratory	1480030	43.N/A		9,786
National Aeronautics and Space Administration	Pass-Through	Jet Propulsion Laboratory	1486489	43.N/A		70,031
National Aeronautics and Space Administration	Pass-Through	National Space Biomedical Research Institute	NCC 9-58-46 / SA02701	43.N/A		64,845
National Aeronautics and Space Administration	Pass-Through	National Space Biomedical Research Institute	SA02802	43.N/A		179,840
National Aeronautics and Space Administration	Pass-Through	Picometrix, Inc.	Subcontract	43.N/A		20,888
National Aeronautics and Space Administration	Pass-Through	Southwest Research Institute	699056KC	43.N/A		77,620
National Aeronautics and Space Administration	Pass-Through	Southwest Research Institute	A99201MO	43.N/A		839,384
National Aeronautics and Space Administration	Pass-Through	Southwest Research Institute	E99061MO	43.N/A		29,787
National Aeronautics and Space Administration	Pass-Through	Space Telescope Institute (STScI)	HST-AR-12129.01-A	43.N/A		(132)
National Aeronautics and Space Administration	Pass-Through	Space Telescope Institute (STScI)	HST-AR-12839.01-A	43.N/A		3,666
National Aeronautics and Space Administration	Pass-Through	Space Telescope Institute (STScI)	HST-AR-12846-.02-A	43.N/A		21,435
National Aeronautics and Space Administration	Pass-Through	Space Telescope Institute (STScI)	HST-AR-13246.003-A	43.N/A		1,168
National Aeronautics and Space Administration	Pass-Through	Space Telescope Institute (STScI)	HST-GO-11583.01-A	43.N/A		4,712
National Aeronautics and Space Administration	Pass-Through	Space Telescope Institute (STScI)	HST-GO-11608.01-A	43.N/A		17,382
National Aeronautics and Space Administration	Pass-Through	Space Telescope Institute (STScI)	HST-GO-11613.14-A	43.N/A		32,621
National Aeronautics and Space Administration	Pass-Through	Space Telescope Institute (STScI)	HST-GO-11616.03-A	43.N/A		(6,856)
National Aeronautics and Space Administration	Pass-Through	Space Telescope Institute (STScI)	HST-GO-12055.16-A	43.N/A		39,325
National Aeronautics and Space Administration	Pass-Through	Space Telescope Institute (STScI)	HST-GO-12060.52-A	43.N/A		23,908
National Aeronautics and Space Administration	Pass-Through	Space Telescope Institute (STScI)	HST-GO-12213.01-A	43.N/A		19,169
National Aeronautics and Space Administration	Pass-Through	Space Telescope Institute (STScI)	HST-GO-12238.07-A	43.N/A		99
National Aeronautics and Space Administration	Pass-Through	Space Telescope Institute (STScI)	HST-GO-12268.12-A	43.N/A		46,570
National Aeronautics and Space Administration	Pass-Through	Space Telescope Institute (STScI)	HST-GO-12503.01-A	43.N/A		22,320
National Aeronautics and Space Administration	Pass-Through	Space Telescope Institute (STScI)	HST-GO-12554.11-A	43.N/A		1,553
National Aeronautics and Space Administration	Pass-Through	Space Telescope Institute (STScI)	HST-GO-12591.01-A	43.N/A		41,978
National Aeronautics and Space Administration	Pass-Through	Space Telescope Institute (STScI)	HST-GO-13001.03-A	43.N/A		7,951
National Aeronautics and Space Administration	Pass-Through	Space Telescope Institute (STScI)	HST-GO-13003-.02-A	43.N/A		73,760
National Aeronautics and Space Administration	Pass-Through	Space Telescope Institute (STScI)	HST-GO-13050.01-A	43.N/A		619
National Aeronautics and Space Administration	Pass-Through	Space Telescope Institute (STScI)	HST-GO-13108.03-A	43.N/A		9,424
National Aeronautics and Space Administration	Pass-Through	Space Telescope Institute (STScI)	HST-GO-13293.01-A	43.N/A		7,783
National Aeronautics and Space Administration	Pass-Through	Space Telescope Institute (STScI)	HST-GO-13298.001-A	43.N/A		15,116
National Aeronautics and Space Administration	Pass-Through	Space Telescope Institute (STScI)	HST-GO-13347.001-A	43.N/A		14,744
National Aeronautics and Space Administration	Pass-Through	Space Telescope Institute (STScI)	HST-GO-13416.01-A	43.N/A		2,721
National Aeronautics and Space Administration	Pass-Through	Space Telescope Institute (STScI)	HST-GO-13454.07-A	43.N/A		9,161
National Aeronautics and Space Administration	Pass-Through	Space Telescope Institute (STScI)	HST-HF-51287.01-A	43.N/A		108,841
National Aeronautics and Space Administration	Pass-Through	Svaati Scientific, LLC	Subcontract	43.N/A		24,109
National Aeronautics and Space Administration	Pass-Through	United Negro College Fund Special Programs Corporation	Award letter	43.N/A		(4,914)
National Aeronautics and Space Administration	Pass-Through	University of California - Berkeley	SA4765-26309	43.N/A		37
National Aeronautics and Space Administration	Pass-Through	University of Colorado	1546525	43.N/A		2,367
National Aeronautics and Space Administration	Pass-Through	University of Colorado	1546525/PO 1000106275	43.N/A		165,229
National Aeronautics and Space Administration	Pass-Through	University of Florida, The	UF09150	43.N/A		21,470
National Aeronautics and Space Administration	Pass-Through	University of Toledo	F-2014-30	43.N/A		3,239
						<b>\$ 28,705,046</b>
National Aeronautics and Space Administration	Direct		NNX08AJ92G	43.001	Science	\$ 236,237
National Aeronautics and Space Administration	Direct		NNX10AQ99H	43.001	Science	(14,834)
National Aeronautics and Space Administration	Direct		NNX11AD06G	43.001	Science	4,646
National Aeronautics and Space Administration	Direct		NNX11AD13G	43.001	Science	4,680
National Aeronautics and Space Administration	Direct		NNX11AD60G	43.001	Science	66,606
National Aeronautics and Space Administration	Direct		NNX11AF46G	43.001	Science	43,528
National Aeronautics and Space Administration	Direct		NNX11AH50G	43.001	Science	51,691
National Aeronautics and Space Administration	Direct		NNX11AH55G	43.001	Science	171,465
National Aeronautics and Space Administration	Direct		NNX11AI17G	43.001	Science	84,055
National Aeronautics and Space Administration	Direct		NNX11AJ19G	43.001	Science	136,461
National Aeronautics and Space Administration	Direct		NNX11AJ55G	43.001	Science	130,640
National Aeronautics and Space Administration	Direct		NNX11AK53G	43.001	Science	77,590
National Aeronautics and Space Administration	Direct		NNX11AO13G	43.001	Science	14,909
National Aeronautics and Space Administration	Direct		NNX11AO60G	43.001	Science	631,196
National Aeronautics and Space Administration	Direct		NNX11AP01G	43.001	Science	64,694
National Aeronautics and Space Administration	Direct		NNX11AR02G	43.001	Science	176,910
National Aeronautics and Space Administration	Direct		NNX12AD29G	43.001	Science	82,760
National Aeronautics and Space Administration	Direct		NNX12AD34G	43.001	Science	294,454
National Aeronautics and Space Administration	Direct		NNX12AD52G	43.001	Science	13,272

**The University of Michigan**  
**Schedule of Expenditures of Federal Awards**  
**For the Year Ended June 30, 2014**

<b>Cluster Title/Federal Grantor/Program</b>	<b>Type</b>	<b>Pass-Through Grantor</b>	<b>Award Identifier</b>	<b>CFDA Number</b>	<b>CFDA Program Title</b>	<b>Federal Expenditures</b>
National Aeronautics and Space Administration	Direct		NNX12AE03G	43.001	Science	117,787
National Aeronautics and Space Administration	Direct		NNX12AE12G	43.001	Science	14,188
National Aeronautics and Space Administration	Direct		NNX12AE85G	43.001	Science	9,618
National Aeronautics and Space Administration	Direct		NNX12AG36G	43.001	Science	41,410
National Aeronautics and Space Administration	Direct		NNX12AG44G	43.001	Science	16,846
National Aeronautics and Space Administration	Direct		NNX12AG83G	43.001	Science	77,115
National Aeronautics and Space Administration	Direct		NNX12AI93G	43.001	Science	85,005
National Aeronautics and Space Administration	Direct		NNX12AJ70A	43.001	Science	175,645
National Aeronautics and Space Administration	Direct		NNX12AK34G	43.001	Science	77,142
National Aeronautics and Space Administration	Direct		NNX12AM74G	43.001	Science	128,640
National Aeronautics and Space Administration	Direct		NNX12AN42H	43.001	Science	3,998
National Aeronautics and Space Administration	Direct		NNX12AP72G	43.001	Science	175,439
National Aeronautics and Space Administration	Direct		NNX12AQ40G	43.001	Science	239,291
National Aeronautics and Space Administration	Direct		NNX12AQ41G	43.001	Science	246,119
National Aeronautics and Space Administration	Direct		NNX12AR53G	43.001	Science	125,979
National Aeronautics and Space Administration	Direct		NNX13AC17G	43.001	Science	16,396
National Aeronautics and Space Administration	Direct		NNX13AC64G	43.001	Science	6,364
National Aeronautics and Space Administration	Direct		NNX13AD69G	43.001	Science	87,308
National Aeronautics and Space Administration	Direct		NNX13AD95G	43.001	Science	32,450
National Aeronautics and Space Administration	Direct		NNX13AE05G	43.001	Science	100,197
National Aeronautics and Space Administration	Direct		NNX13AE22G	43.001	Science	45,334
National Aeronautics and Space Administration	Direct		NNX13AE56G	43.001	Science	193,081
National Aeronautics and Space Administration	Direct		NNX13AE84G	43.001	Science	11,687
National Aeronautics and Space Administration	Direct		NNX13AE87G	43.001	Science	38,130
National Aeronautics and Space Administration	Direct		NNX13AE89G	43.001	Science	4,255
National Aeronautics and Space Administration	Direct		NNX13AG22G	43.001	Science	94,743
National Aeronautics and Space Administration	Direct		NNX13AG25G	43.001	Science	110,805
National Aeronautics and Space Administration	Direct		NNX13AG26G	43.001	Science	63,708
National Aeronautics and Space Administration	Direct		NNX13AG52G	43.001	Science	73,213
National Aeronautics and Space Administration	Direct		NNX13AG70G	43.001	Science	100,489
National Aeronautics and Space Administration	Direct		NNX13AI66G	43.001	Science	59,392
National Aeronautics and Space Administration	Direct		NNX13AI71G	43.001	Science	67,429
National Aeronautics and Space Administration	Direct		NNX13AI93G	43.001	Science	26,472
National Aeronautics and Space Administration	Direct		NNX13AL04G	43.001	Science	39,877
National Aeronautics and Space Administration	Direct		NNX13AL92G	43.001	Science	2,288
National Aeronautics and Space Administration	Direct		NNX13AM29H	43.001	Science	24,838
National Aeronautics and Space Administration	Direct		NNX13AM35H	43.001	Science	15,832
National Aeronautics and Space Administration	Direct		NNX13AN29G	43.001	Science	38,631
National Aeronautics and Space Administration	Direct		NNX13AN70H	43.001	Science	27,281
National Aeronautics and Space Administration	Direct		NNX13AN76H	43.001	Science	24,996
National Aeronautics and Space Administration	Direct		NNX13AN77H	43.001	Science	23,938
National Aeronautics and Space Administration	Direct		NNX13AO27G	43.001	Science	56,007
National Aeronautics and Space Administration	Direct		NNX13AO56H	43.001	Science	24,367
National Aeronautics and Space Administration	Direct		NNX13AO68H	43.001	Science	24,495
National Aeronautics and Space Administration	Direct		NNX13AP17G	43.001	Science	76,741
National Aeronautics and Space Administration	Direct		NNX13AP18G	43.001	Science	66,702
National Aeronautics and Space Administration	Direct		NNX13AP36G	43.001	Science	44,607
National Aeronautics and Space Administration	Direct		NNX13AP93H	43.001	Science	24,359
National Aeronautics and Space Administration	Direct		NNX13AQ33G	43.001	Science	98,176
National Aeronautics and Space Administration	Direct		NNX13AQ66G	43.001	Science	41,668
National Aeronautics and Space Administration	Direct		NNX13AR05G	43.001	Science	119,823
National Aeronautics and Space Administration	Direct		NNX14AB58G	43.001	Science	65,778
National Aeronautics and Space Administration	Direct		NNX14AC79G	43.001	Science	11,913
National Aeronautics and Space Administration	Direct		NNX14AC82G	43.001	Science	137,427
National Aeronautics and Space Administration	Direct		NNX14AE75G	43.001	Science	2,423
National Aeronautics and Space Administration	Direct		NNX14AF03G	43.001	Science	3,051
National Aeronautics and Space Administration	Direct		NNX14AF07G	43.001	Science	801
National Aeronautics and Space Administration	Direct		NNX14AF18G	43.001	Science	31,550
National Aeronautics and Space Administration	Direct		NNX14AF90G	43.001	Science	48,042
National Aeronautics and Space Administration	Direct		NNX14AG65G	43.001	Science	7,925
National Aeronautics and Space Administration	Direct		NNX14AG84G	43.001	Science	11,404
National Aeronautics and Space Administration	Direct		NNX14AH19G	43.001	Science	1,338
National Aeronautics and Space Administration	Pass-Through	California Institute of Technology	44A-1093998	43.001	Science	204,527
National Aeronautics and Space Administration	Pass-Through	Clark University	2N047-7531	43.001	Science	9,869
National Aeronautics and Space Administration	Pass-Through	Eastern Michigan University	R73213.1	43.001	Science	14,110
National Aeronautics and Space Administration	Pass-Through	Michigan Tech Research Institute	P0085592/090916Z1	43.001	Science	172,488
National Aeronautics and Space Administration	Pass-Through	National Institute of Aerospace	X13-7142-UM	43.001	Science	9,631
National Aeronautics and Space Administration	Pass-Through	Nevada System of Higher Education	663.1845.01	43.001	Science	43,712
National Aeronautics and Space Administration	Pass-Through	South Dakota State University	3TF330	43.001	Science	102,171
National Aeronautics and Space Administration	Pass-Through	Southwest Research Institute	B99073JD	43.001	Science	32,081

**The University of Michigan**  
**Schedule of Expenditures of Federal Awards**  
**For the Year Ended June 30, 2014**

Cluster Title/Federal Grantor/Program	Type	Pass-Through Grantor	Award Identifier	CFDA Number	CFDA Program Title	Federal Expenditures
National Aeronautics and Space Administration	Pass-Through	University of California - Los Angeles	2090 G RA225	43.001	Science	15,872
National Aeronautics and Space Administration	Pass-Through	University of Colorado	1548642, PO #1000031576	43.001	Science	27,404
National Aeronautics and Space Administration	Pass-Through	University of Colorado	1551321	43.001	Science	8,568
National Aeronautics and Space Administration	Pass-Through	University of Maryland-Baltimore County (UMBC)	0000011129	43.001	Science	13,821
National Aeronautics and Space Administration	Pass-Through	University of Miami, Florida, The	C1000412-66796M Prime#NNX11AF0	43.001	Science	14,657
National Aeronautics and Space Administration	Pass-Through	University of Notre Dame, The	201826	43.001	Science	41,197
National Aeronautics and Space Administration	Pass-Through	University of Southern California	34704771 PO 10054840	43.001	Science	217,284
						<u>\$ 6,960,305</u>
National Aeronautics and Space Administration	Direct		NNM13AA11G	43.002	Aeronautics	\$ 257,722
National Aeronautics and Space Administration	Direct		NNX11AI19A	43.002	Aeronautics	390,763
National Aeronautics and Space Administration	Direct		NNX11AO78A	43.002	Aeronautics	232,738
National Aeronautics and Space Administration	Direct		NNX12AM54A	43.002	Aeronautics	237,496
National Aeronautics and Space Administration	Direct		NNX14AC72A	43.002	Aeronautics	182,786
National Aeronautics and Space Administration	Direct		NNX14AC73A	43.002	Aeronautics	212,230
National Aeronautics and Space Administration	Direct		NNX14AE45H	43.002	Aeronautics	7,500
National Aeronautics and Space Administration	Direct		NNX14AE46H	43.002	Aeronautics	7,500
National Aeronautics and Space Administration	Direct		NNX14AE49H	43.002	Aeronautics	7,500
National Aeronautics and Space Administration	Pass-Through	National Space Biomedical Research Institute	SA02801; Master NCC 9-58 46	43.002	Aeronautics	116,388
National Aeronautics and Space Administration	Pass-Through	San Jose State University	21-1614-4877	43.002	Aeronautics	(1,442)
						<u>\$ 1,651,181</u>
National Aeronautics and Space Administration	Direct		NNX10AM12H	43.008	Education	\$ (30,528)
National Aeronautics and Space Administration	Direct		NNX10AM46H	43.008	Education	591,029
National Aeronautics and Space Administration	Direct		NNX12AM31H	43.008	Education	75,420
National Aeronautics and Space Administration	Direct		NNX12AM32H	43.008	Education	71,613
National Aeronautics and Space Administration	Direct		NNX12AM64H	43.008	Education	67,093
National Aeronautics and Space Administration	Direct		NNX13AL51H	43.008	Education	61,623
National Aeronautics and Space Administration	Direct		NNX13AO19H	43.008	Education	79,373
National Aeronautics and Space Administration	Pass-Through	West Virginia University	11-542-UM/PO 50071224	43.008	Education	54,579
						<u>\$ 970,202</u>
National Aeronautics and Space Administration	Direct		NNX11AK17G	43.009	Cross Agency Support	\$ 84,974
National Aeronautics and Space Administration	Direct		NNX11AM64H	43.009	Cross Agency Support	56,648
National Aeronautics and Space Administration	Direct		NNX11AM65H	43.009	Cross Agency Support	57,960
National Aeronautics and Space Administration	Direct		NNX11AN54H	43.009	Cross Agency Support	66,754
National Aeronautics and Space Administration	Direct		NNX11AN77H	43.009	Cross Agency Support	55,136
						<u>\$ 321,472</u>
			Total National Aeronautics and Space Administration			<u>\$ 38,608,206</u>
National Science Foundation	Direct		CMMI 1261088	47.N/A		\$ 260,307
National Science Foundation	Direct		CSE 1127943	47.N/A		379,298
National Science Foundation	Direct		ECCS 1219582	47.N/A		258,830
National Science Foundation	Direct		SBE-1005407	47.N/A		40,874
National Science Foundation	Pass-Through	American Educational Research Association	Agreement	47.N/A		4,063
National Science Foundation	Pass-Through	American Statistical Association	Letter	47.N/A		11,145
National Science Foundation	Pass-Through	Baker-Calling	research agreement	47.N/A		29,187
National Science Foundation	Pass-Through	Duke University	13-NSF-1073	47.N/A		15,777
National Science Foundation	Pass-Through	EKSO Bionics	Agreement	47.N/A		154,988
National Science Foundation	Pass-Through	Evigia Systems, Inc	Roundtable Research Agreement	47.N/A		35,436
National Science Foundation	Pass-Through	Inmatech, Inc	Research Agreement	47.N/A		9,394
National Science Foundation	Pass-Through	Intelligent Prosthetic Systems	Check# 1059 dtd 12/18/07	47.N/A		54,375
National Science Foundation	Pass-Through	Research Triangle Institute	Task 1-312-0214074-51683L,	47.N/A		6,108
National Science Foundation	Pass-Through	Seton Hall University	AERA-UM1	47.N/A		6,973
National Science Foundation	Pass-Through	State University of New York	12-52	47.N/A		4,766
National Science Foundation	Pass-Through	Thixomat, Inc.	Research Agreement	47.N/A		(200)
						<u>\$ 1,271,321</u>
National Science Foundation	Direct		CBET-1439677	47.041	Engineering Grants	\$ 74,347
National Science Foundation	Direct		CBET 0644639	47.041	Engineering Grants	254,037
National Science Foundation	Direct		CBET 0644648	47.041	Engineering Grants	5,443
National Science Foundation	Direct		CBET 0747762	47.041	Engineering Grants	(1,160)
National Science Foundation	Direct		CBET 0844902	47.041	Engineering Grants	961
National Science Foundation	Direct		CBET 0852129	47.041	Engineering Grants	(2,502)
National Science Foundation	Direct		CBET 0852910	47.041	Engineering Grants	5,347
National Science Foundation	Direct		CBET 0853662	47.041	Engineering Grants	(1,399)
National Science Foundation	Direct		CBET 0853936	47.041	Engineering Grants	34,826
National Science Foundation	Direct		CBET 0932509	47.041	Engineering Grants	422
National Science Foundation	Direct		CBET 0932600	47.041	Engineering Grants	28,876
National Science Foundation	Direct		CBET 0933239	47.041	Engineering Grants	(36,974)

**The University of Michigan**  
**Schedule of Expenditures of Federal Awards**  
**For the Year Ended June 30, 2014**

<b>Cluster Title/Federal Grantor/Program</b>	<b>Type</b>	<b>Pass-Through Grantor</b>	<b>Award Identifier</b>	<b>CFDA Number</b>	<b>CFDA Program Title</b>	<b>Federal Expenditures</b>
National Science Foundation	Direct		CBET 0966229	47.041	Engineering Grants	122,442
National Science Foundation	Direct		CBET 0966527	47.041	Engineering Grants	32,612
National Science Foundation	Direct		CBET 0966700	47.041	Engineering Grants	110,974
National Science Foundation	Direct		CBET 0966723	47.041	Engineering Grants	15,401
National Science Foundation	Direct		CBET 0967466	47.041	Engineering Grants	76,487
National Science Foundation	Direct		CBET 0967546	47.041	Engineering Grants	80,143
National Science Foundation	Direct		CBET 0967707	47.041	Engineering Grants	126,590
National Science Foundation	Direct		CBET 1032930	47.041	Engineering Grants	20,935
National Science Foundation	Direct		CBET 1033141	47.041	Engineering Grants	31,347
National Science Foundation	Direct		CBET 1034116	47.041	Engineering Grants	97,484
National Science Foundation	Direct		CBET 1037097	47.041	Engineering Grants	51,271
National Science Foundation	Direct		CBET 1054352	47.041	Engineering Grants	115,928
National Science Foundation	Direct		CBET 1055227	47.041	Engineering Grants	35,878
National Science Foundation	Direct		CBET 1066447	47.041	Engineering Grants	101,148
National Science Foundation	Direct		CBET 1067450	47.041	Engineering Grants	27,737
National Science Foundation	Direct		CBET 1127584	47.041	Engineering Grants	93,206
National Science Foundation	Direct		CBET 1132581	47.041	Engineering Grants	89,020
National Science Foundation	Direct		CBET 1132777	47.041	Engineering Grants	58,974
National Science Foundation	Direct		CBET 1133439	47.041	Engineering Grants	150,943
National Science Foundation	Direct		CBET 1133793	47.041	Engineering Grants	150,012
National Science Foundation	Direct		CBET 1149401	47.041	Engineering Grants	167,186
National Science Foundation	Direct		CBET 1158638	47.041	Engineering Grants	136,908
National Science Foundation	Direct		CBET 1159240	47.041	Engineering Grants	77,313
National Science Foundation	Direct		CBET 1159279	47.041	Engineering Grants	122,243
National Science Foundation	Direct		CBET 1159635	47.041	Engineering Grants	82,036
National Science Foundation	Direct		CBET 1232851	47.041	Engineering Grants	93,003
National Science Foundation	Direct		CBET 1235671	47.041	Engineering Grants	83,477
National Science Foundation	Direct		CBET 1235688	47.041	Engineering Grants	97,254
National Science Foundation	Direct		CBET 1235691	47.041	Engineering Grants	61,562
National Science Foundation	Direct		CBET 1235732	47.041	Engineering Grants	8,674
National Science Foundation	Direct		CBET 1237549	47.041	Engineering Grants	84,872
National Science Foundation	Direct		CBET 1249787	47.041	Engineering Grants	16,759
National Science Foundation	Direct		CBET 1253157	47.041	Engineering Grants	30,696
National Science Foundation	Direct		CBET 1253544	47.041	Engineering Grants	86,687
National Science Foundation	Direct		CBET 1263889	47.041	Engineering Grants	145,242
National Science Foundation	Direct		CBET 1332252	47.041	Engineering Grants	35,583
National Science Foundation	Direct		CBET 1332807	47.041	Engineering Grants	58,655
National Science Foundation	Direct		CBET 1335878	47.041	Engineering Grants	33,055
National Science Foundation	Direct		CBET 1336375	47.041	Engineering Grants	19,499
National Science Foundation	Direct		CBET 1336387	47.041	Engineering Grants	53,633
National Science Foundation	Direct		CBET 1336636	47.041	Engineering Grants	186,239
National Science Foundation	Direct		CBET 1336719	47.041	Engineering Grants	35,653
National Science Foundation	Direct		CBET 1339609	47.041	Engineering Grants	1,449
National Science Foundation	Direct		CBET 1351188	47.041	Engineering Grants	8,555
National Science Foundation	Direct		CBET 1407908	47.041	Engineering Grants	4,922
National Science Foundation	Direct		CBET-1246506	47.041	Engineering Grants	20,000
National Science Foundation	Direct		CBET-1329576	47.041	Engineering Grants	122,680
National Science Foundation	Direct		CBET-1402707	47.041	Engineering Grants	4,476
National Science Foundation	Direct		CBET-1438956	47.041	Engineering Grants	15,422
National Science Foundation	Direct		CMMI 054390	47.041	Engineering Grants	1,522
National Science Foundation	Direct		CMMI 0724022	47.041	Engineering Grants	20,724
National Science Foundation	Direct		CMMI 0800202	47.041	Engineering Grants	(10,548)
National Science Foundation	Direct		CMMI 0825438	47.041	Engineering Grants	(2,466)
National Science Foundation	Direct		CMMI 0825761	47.041	Engineering Grants	3,914
National Science Foundation	Direct		CMMI 0825818	47.041	Engineering Grants	12,418
National Science Foundation	Direct		CMMI 0846256	47.041	Engineering Grants	105,410
National Science Foundation	Direct		CMMI 0900004	47.041	Engineering Grants	1,734
National Science Foundation	Direct		CMMI 0900007	47.041	Engineering Grants	42,939
National Science Foundation	Direct		CMMI 0900105	47.041	Engineering Grants	130,101
National Science Foundation	Direct		CMMI 0926508	47.041	Engineering Grants	(2,142)
National Science Foundation	Direct		CMMI 0927475	47.041	Engineering Grants	160,496
National Science Foundation	Direct		CMMI 0927478	47.041	Engineering Grants	42,511
National Science Foundation	Direct		CMMI 0927511	47.041	Engineering Grants	48,380
National Science Foundation	Direct		CMMI 0927631	47.041	Engineering Grants	(5,983)
National Science Foundation	Direct		CMMI 0928193	47.041	Engineering Grants	32,552
National Science Foundation	Direct		CMMI 0936519	47.041	Engineering Grants	6,288
National Science Foundation	Direct		CMMI 0941470	47.041	Engineering Grants	17,744
National Science Foundation	Direct		CMMI 0954422	47.041	Engineering Grants	88,041
National Science Foundation	Direct		CMMI 0969958	47.041	Engineering Grants	101,651
National Science Foundation	Direct		CMMI 1000307	47.041	Engineering Grants	44,668

**The University of Michigan**  
**Schedule of Expenditures of Federal Awards**  
**For the Year Ended June 30, 2014**

<b>Cluster Title/Federal Grantor/Program</b>	<b>Type</b>	<b>Pass-Through Grantor</b>	<b>Award Identifier</b>	<b>CFDA Number</b>	<b>CFDA Program Title</b>	<b>Federal Expenditures</b>
National Science Foundation	Direct		CMMI 1000425	47.041	Engineering Grants	1,266
National Science Foundation	Direct		CMMI 1027753	47.041	Engineering Grants	67,252
National Science Foundation	Direct		CMMI 1029388	47.041	Engineering Grants	8,607
National Science Foundation	Direct		CMMI 1030159	47.041	Engineering Grants	127,692
National Science Foundation	Direct		CMMI 1030270	47.041	Engineering Grants	1,808
National Science Foundation	Direct		CMMI 1030887	47.041	Engineering Grants	30,884
National Science Foundation	Direct		CMMI 1032493	47.041	Engineering Grants	(11,567)
National Science Foundation	Direct		CMMI 1041566	47.041	Engineering Grants	197,735
National Science Foundation	Direct		CMMI 1041764	47.041	Engineering Grants	4,587
National Science Foundation	Direct		CMMI 1053145	47.041	Engineering Grants	49,163
National Science Foundation	Direct		CMMI 1068005	47.041	Engineering Grants	105,438
National Science Foundation	Direct		CMMI 1068029	47.041	Engineering Grants	52,154
National Science Foundation	Direct		CMMI 1068638	47.041	Engineering Grants	46,017
National Science Foundation	Direct		CMMI 1068935	47.041	Engineering Grants	165,143
National Science Foundation	Direct		CMMI 1100807	47.041	Engineering Grants	122,199
National Science Foundation	Direct		CMMI 1129009	47.041	Engineering Grants	117,118
National Science Foundation	Direct		CMMI 1129611	47.041	Engineering Grants	72,562
National Science Foundation	Direct		CMMI 1130160	47.041	Engineering Grants	77,667
National Science Foundation	Direct		CMMI 1130275	47.041	Engineering Grants	159,886
National Science Foundation	Direct		CMMI 1131249	47.041	Engineering Grants	74,351
National Science Foundation	Direct		CMMI 1150330	47.041	Engineering Grants	40,743
National Science Foundation	Direct		CMMI 1160915	47.041	Engineering Grants	80,458
National Science Foundation	Direct		CMMI 1160916	47.041	Engineering Grants	21,329
National Science Foundation	Direct		CMMI 1160937	47.041	Engineering Grants	105,547
National Science Foundation	Direct		CMMI 1160968	47.041	Engineering Grants	121,648
National Science Foundation	Direct		CMMI 1161123	47.041	Engineering Grants	33,833
National Science Foundation	Direct		CMMI 1161439	47.041	Engineering Grants	70,593
National Science Foundation	Direct		CMMI 1161874	47.041	Engineering Grants	107,047
National Science Foundation	Direct		CMMI 1232436	47.041	Engineering Grants	65,444
National Science Foundation	Direct		CMMI 1232683	47.041	Engineering Grants	67,314
National Science Foundation	Direct		CMMI 1232819	47.041	Engineering Grants	35,963
National Science Foundation	Direct		CMMI 1232883	47.041	Engineering Grants	128,879
National Science Foundation	Direct		emmi 1232915	47.041	Engineering Grants	97,181
National Science Foundation	Direct		CMMI 1233095	47.041	Engineering Grants	157,944
National Science Foundation	Direct		CMMI 1233108	47.041	Engineering Grants	15,931
National Science Foundation	Direct		CMMI 1251891	47.041	Engineering Grants	30,602
National Science Foundation	Direct		CMMI 1253440	47.041	Engineering Grants	14,522
National Science Foundation	Direct		CMMI 1258323	47.041	Engineering Grants	138,823
National Science Foundation	Direct		CMMI 1265362	47.041	Engineering Grants	139,052
National Science Foundation	Direct		CMMI 1265733	47.041	Engineering Grants	474
National Science Foundation	Direct		CMMI 1265860	47.041	Engineering Grants	22,557
National Science Foundation	Direct		CMMI 1266088	47.041	Engineering Grants	32,036
National Science Foundation	Direct		CMMI 1266184	47.041	Engineering Grants	58,717
National Science Foundation	Direct		CMMI 1300010	47.041	Engineering Grants	32,327
National Science Foundation	Direct		CMMI 1300319	47.041	Engineering Grants	155,085
National Science Foundation	Direct		CMMI 1327316	47.041	Engineering Grants	11,796
National Science Foundation	Direct		CMMI 1331633	47.041	Engineering Grants	68,733
National Science Foundation	Direct		CMMI 1333260	47.041	Engineering Grants	82,362
National Science Foundation	Direct		CMMI 1334204	47.041	Engineering Grants	24,072
National Science Foundation	Direct		CMMI 1334272	47.041	Engineering Grants	58,357
National Science Foundation	Direct		CMMI 1334340	47.041	Engineering Grants	50,446
National Science Foundation	Direct		CMMI 1334394	47.041	Engineering Grants	1,990
National Science Foundation	Direct		CMMI 1334908	47.041	Engineering Grants	10,832
National Science Foundation	Direct		CMMI 1344372	47.041	Engineering Grants	20,884
National Science Foundation	Direct		CMMI 1350202	47.041	Engineering Grants	29,589
National Science Foundation	Direct		CMMI 1351403	47.041	Engineering Grants	20,444
National Science Foundation	Direct		CMMI 1362513	47.041	Engineering Grants	10,373
National Science Foundation	Direct		CMMI 1414855	47.041	Engineering Grants	41,921
National Science Foundation	Direct		CMMI1265164	47.041	Engineering Grants	38,402
National Science Foundation	Direct		CMMI-1266063	47.041	Engineering Grants	12,182
National Science Foundation	Direct		CMMI-1350605	47.041	Engineering Grants	3,681
National Science Foundation	Direct		CMMI-1351469	47.041	Engineering Grants	4,227
National Science Foundation	Direct		CNS 1253172	47.041	Engineering Grants	1,505
National Science Foundation	Direct		ECCS 0747623	47.041	Engineering Grants	63,889
National Science Foundation	Direct		ECCS 0856213	47.041	Engineering Grants	12,233
National Science Foundation	Direct		ECCS 0901477	47.041	Engineering Grants	1,712
National Science Foundation	Direct		ECCS 0925441	47.041	Engineering Grants	(6,887)
National Science Foundation	Direct		ECCS 0954621	47.041	Engineering Grants	31,105
National Science Foundation	Direct		ECCS 0968346	47.041	Engineering Grants	(9,819)
National Science Foundation	Direct		ECCS 1002113	47.041	Engineering Grants	(130)



**The University of Michigan**  
**Schedule of Expenditures of Federal Awards**  
**For the Year Ended June 30, 2014**

Cluster Title/Federal Grantor/Program	Type	Pass-Through Grantor	Award Identifier	CFDA Number	CFDA Program Title	Federal Expenditures
National Science Foundation	Direct		ECCS 1032538	47.041	Engineering Grants	2,729
National Science Foundation	Direct		ECCS 1039563	47.041	Engineering Grants	45,896
National Science Foundation	Direct		ECCS 1055308	47.041	Engineering Grants	50,499
National Science Foundation	Direct		ECCS 1101868	47.041	Engineering Grants	241,431
National Science Foundation	Direct		ECCS 1102067	47.041	Engineering Grants	95,912
National Science Foundation	Direct		ECCS 1102127	47.041	Engineering Grants	153,937
National Science Foundation	Direct		ECCS 1128157	47.041	Engineering Grants	138,109
National Science Foundation	Direct		ECCS 1128386	47.041	Engineering Grants	133,251
National Science Foundation	Direct		ECCS 1202046	47.041	Engineering Grants	79,755
National Science Foundation	Direct		ECCS 1202126	47.041	Engineering Grants	145,916
National Science Foundation	Direct		ECCS 1220715	47.041	Engineering Grants	133,493
National Science Foundation	Direct		ECCS 1227879	47.041	Engineering Grants	19,201
National Science Foundation	Direct		ECCS 1231171	47.041	Engineering Grants	101,102
National Science Foundation	Direct		ECCS 1231314	47.041	Engineering Grants	178,351
National Science Foundation	Direct		ECCS 1231826	47.041	Engineering Grants	213,508
National Science Foundation	Direct		ECCS 1249348	47.041	Engineering Grants	(22,435)
National Science Foundation	Direct		ECCS 1253013	47.041	Engineering Grants	44,254
National Science Foundation	Direct		ECCS 1254468	47.041	Engineering Grants	128,923
National Science Foundation	Direct		ECCS 1303499	47.041	Engineering Grants	28,750
National Science Foundation	Direct		ECCS 1305667	47.041	Engineering Grants	100,844
National Science Foundation	Direct		ECCS 1305931	47.041	Engineering Grants	211,470
National Science Foundation	Direct		ECCS 1307154	47.041	Engineering Grants	48,000
National Science Foundation	Direct		ECCS 1307744	47.041	Engineering Grants	73,085
National Science Foundation	Direct		ECCS 1342121	47.041	Engineering Grants	36,550
National Science Foundation	Direct		ECCS 1343720	47.041	Engineering Grants	140,125
National Science Foundation	Direct		ECCS-1002036	47.041	Engineering Grants	57,655
National Science Foundation	Direct		ECCS-1059177	47.041	Engineering Grants	28,528
National Science Foundation	Direct		EEC 1137031	47.041	Engineering Grants	39,495
National Science Foundation	Direct		EEC 1159345	47.041	Engineering Grants	72,033
National Science Foundation	Direct		EEC 1240797	47.041	Engineering Grants	108,671
National Science Foundation	Direct		EEC 1249181	47.041	Engineering Grants	27,482
National Science Foundation	Direct		EEC 1264551	47.041	Engineering Grants	70,448
National Science Foundation	Direct		EEC 1340459	47.041	Engineering Grants	22,163
National Science Foundation	Direct		EEC-1329217	47.041	Engineering Grants	17,855
National Science Foundation	Direct		EECS 1054454	47.041	Engineering Grants	187,867
National Science Foundation	Direct		EFRI 0835995	47.041	Engineering Grants	28,365
National Science Foundation	Direct		EFRI 0937323	47.041	Engineering Grants	374,903
National Science Foundation	Direct		EFRI 0938019	47.041	Engineering Grants	129,796
National Science Foundation	Direct		EFRI 1240264	47.041	Engineering Grants	723,141
National Science Foundation	Direct		EFRI 1250738	47.041	Engineering Grants	8,708
National Science Foundation	Direct		EFRI 1332342	47.041	Engineering Grants	382,809
National Science Foundation	Direct		IIP 1031990	47.041	Engineering Grants	1,056
National Science Foundation	Direct		IIP 1134676	47.041	Engineering Grants	10,561
National Science Foundation	Direct		IIP 1230514	47.041	Engineering Grants	35,451
National Science Foundation	Direct		IIP 1242358	47.041	Engineering Grants	12,670
National Science Foundation	Direct		IIP 1242421	47.041	Engineering Grants	4,108
National Science Foundation	Direct		IIP 1263557	47.041	Engineering Grants	10,843
National Science Foundation	Direct		IIP 1265115	47.041	Engineering Grants	14,054
National Science Foundation	Direct		IIP 1331280	47.041	Engineering Grants	38,461
National Science Foundation	Direct		IIP 1340278	47.041	Engineering Grants	30,148
National Science Foundation	Direct		IIP 1340371	47.041	Engineering Grants	22,956
National Science Foundation	Direct		IIP 1342917	47.041	Engineering Grants	31,488
National Science Foundation	Direct		IIP 1343124	47.041	Engineering Grants	47,642
National Science Foundation	Direct		IIP 1355672	47.041	Engineering Grants	22,361
National Science Foundation	Direct		IIP 1355957	47.041	Engineering Grants	50,000
National Science Foundation	Direct		IIP 1358450	47.041	Engineering Grants	50,000
National Science Foundation	Direct		IIP 1358550	47.041	Engineering Grants	19,510
National Science Foundation	Direct		IIP 1439409	47.041	Engineering Grants	25,099
National Science Foundation	Direct		IIP 1443335	47.041	Engineering Grants	41
National Science Foundation	Direct		IIP 1445846	47.041	Engineering Grants	5,444
National Science Foundation	Direct		IIP-1332581	47.041	Engineering Grants	36,060
National Science Foundation	Direct		IIP-1339729	47.041	Engineering Grants	26,848
National Science Foundation	Direct		IIP-1340277	47.041	Engineering Grants	34,884
National Science Foundation	Direct		IIP-1340372	47.041	Engineering Grants	27,370
National Science Foundation	Direct		IIP-1342107	47.041	Engineering Grants	37,493
National Science Foundation	Direct		IIP-1405538	47.041	Engineering Grants	16,920
National Science Foundation	Direct		PHY 1156620	47.041	Engineering Grants	93,989
National Science Foundation	Pass-Through	Carnegie Institution of Washington	9-10424-01	47.041	Engineering Grants	573,976
National Science Foundation	Pass-Through	Carnegie Institution of Washington	9-10424-02	47.041	Engineering Grants	38,421
National Science Foundation	Pass-Through	Cornell University	44771-7472	47.041	Engineering Grants	1,362,105

**The University of Michigan**  
**Schedule of Expenditures of Federal Awards**  
**For the Year Ended June 30, 2014**

Cluster Title/Federal Grantor/Program	Type	Pass-Through Grantor	Award Identifier	CFDA Number	CFDA Program Title	Federal Expenditures
National Science Foundation	Pass-Through	ePack, Inc	Roundtable Res Agmt	47.041	Engineering Grants	60,714
National Science Foundation	Pass-Through	FlexDex, LLC	Prime IIP-1315118	47.041	Engineering Grants	667
National Science Foundation	Pass-Through	HiperNap, LLC	Roundtable Res Agmt	47.041	Engineering Grants	17,992
National Science Foundation	Pass-Through	Iowa State University	420-72-34/19 69672 23	47.041	Engineering Grants	173,546
National Science Foundation	Pass-Through	North Carolina State University	2008-1015-13	47.041	Engineering Grants	13,305
National Science Foundation	Pass-Through	North Carolina State University	2010 0698 02	47.041	Engineering Grants	65,244
National Science Foundation	Pass-Through	North Carolina State University	2012-1067-04	47.041	Engineering Grants	121,196
National Science Foundation	Pass-Through	OG Technologies, Inc.	PO# 3093	47.041	Engineering Grants	(7,406)
National Science Foundation	Pass-Through	Ohio State University, The	EEC 0914790/RF01188542	47.041	Engineering Grants	66,655
National Science Foundation	Pass-Through	Stanford University	60447212-111120-B	47.041	Engineering Grants	86,999
National Science Foundation	Pass-Through	University of Colorado	1549958 PO#1000175809	47.041	Engineering Grants	149,628
National Science Foundation	Pass-Through	University of Illinois-Urbana-Champaign	2009 04479 01	47.041	Engineering Grants	13,463
National Science Foundation	Pass-Through	University of Massachusetts	11-006642 G 00	47.041	Engineering Grants	36,825
National Science Foundation	Pass-Through	Virginia Commonwealth University	PT106594-SC103006	47.041	Engineering Grants	34,605
						<u>\$ 16,828,320</u>
National Science Foundation	Direct		AST 0607523	47.049	Mathematical and Physical Sciences	\$ 8,128
National Science Foundation	Direct		AST 0707283	47.049	Mathematical and Physical Sciences	114
National Science Foundation	Direct		AST 0807305	47.049	Mathematical and Physical Sciences	3,407
National Science Foundation	Direct		AST 0807577	47.049	Mathematical and Physical Sciences	7,842
National Science Foundation	Direct		AST 0907758	47.049	Mathematical and Physical Sciences	12,935
National Science Foundation	Direct		AST 0908311	47.049	Mathematical and Physical Sciences	39,755
National Science Foundation	Direct		AST 1008342	47.049	Mathematical and Physical Sciences	63,565
National Science Foundation	Direct		AST 1008454	47.049	Mathematical and Physical Sciences	38,368
National Science Foundation	Direct		AST 1008800	47.049	Mathematical and Physical Sciences	92,858
National Science Foundation	Direct		AST 1107675	47.049	Mathematical and Physical Sciences	102,207
National Science Foundation	Direct		AST 1108963	47.049	Mathematical and Physical Sciences	91,230
National Science Foundation	Direct		AST 1210285	47.049	Mathematical and Physical Sciences	109,627
National Science Foundation	Direct		AST 1210972	47.049	Mathematical and Physical Sciences	502
National Science Foundation	Direct		AST 1210973	47.049	Mathematical and Physical Sciences	147,923
National Science Foundation	Direct		AST 1210974	47.049	Mathematical and Physical Sciences	112,411
National Science Foundation	Direct		AST 1311698	47.049	Mathematical and Physical Sciences	34,485
National Science Foundation	Direct		AST 1311820	47.049	Mathematical and Physical Sciences	53,766
National Science Foundation	Direct		AST 1312997	47.049	Mathematical and Physical Sciences	22,852
National Science Foundation	Direct		AST 1344133	47.049	Mathematical and Physical Sciences	49,882
National Science Foundation	Direct		AST0808043	47.049	Mathematical and Physical Sciences	48,987
National Science Foundation	Direct		CHE 0624807	47.049	Mathematical and Physical Sciences	(5,009)
National Science Foundation	Direct		CHE 0748501	47.049	Mathematical and Physical Sciences	12,315
National Science Foundation	Direct		CHE 0846235	47.049	Mathematical and Physical Sciences	1,738
National Science Foundation	Direct		CHE 0934098	47.049	Mathematical and Physical Sciences	94,746
National Science Foundation	Direct		CHE 0954610	47.049	Mathematical and Physical Sciences	130,019
National Science Foundation	Direct		CHE 0957591	47.049	Mathematical and Physical Sciences	132,707
National Science Foundation	Direct		CHE 1012270	47.049	Mathematical and Physical Sciences	52,661
National Science Foundation	Direct		CHE 1027729	47.049	Mathematical and Physical Sciences	46,950
National Science Foundation	Direct		CHE 1040008	47.049	Mathematical and Physical Sciences	26,724
National Science Foundation	Direct		CHE 1057331	47.049	Mathematical and Physical Sciences	157,579
National Science Foundation	Direct		CHE 1062654	47.049	Mathematical and Physical Sciences	95,518
National Science Foundation	Direct		CHE 1111000	47.049	Mathematical and Physical Sciences	78,869
National Science Foundation	Direct		CHE 1111218	47.049	Mathematical and Physical Sciences	154,895
National Science Foundation	Direct		CHE 1111495	47.049	Mathematical and Physical Sciences	126,774
National Science Foundation	Direct		CHE 1111563	47.049	Mathematical and Physical Sciences	127,799
National Science Foundation	Direct		CHE 1111770	47.049	Mathematical and Physical Sciences	57,975
National Science Foundation	Direct		CHE 1124724	47.049	Mathematical and Physical Sciences	46,378
National Science Foundation	Direct		CHE 1150660	47.049	Mathematical and Physical Sciences	158,307
National Science Foundation	Direct		CHE 1152055	47.049	Mathematical and Physical Sciences	113,225
National Science Foundation	Direct		CHE 1152531	47.049	Mathematical and Physical Sciences	186,121
National Science Foundation	Direct		CHE 1213484	47.049	Mathematical and Physical Sciences	105,724
National Science Foundation	Direct		CHE 1213620	47.049	Mathematical and Physical Sciences	151,135
National Science Foundation	Direct		CHE 1220121	47.049	Mathematical and Physical Sciences	117,244
National Science Foundation	Direct		CHE 1230236	47.049	Mathematical and Physical Sciences	423,821
National Science Foundation	Direct		CHE 1252322	47.049	Mathematical and Physical Sciences	98,721
National Science Foundation	Direct		CHE 1253155	47.049	Mathematical and Physical Sciences	53,696
National Science Foundation	Direct		CHE 1253384	47.049	Mathematical and Physical Sciences	87,022
National Science Foundation	Direct		CHE 1265491	47.049	Mathematical and Physical Sciences	154,614
National Science Foundation	Direct		CHE 1300239	47.049	Mathematical and Physical Sciences	97,943
National Science Foundation	Direct		CHE 1305777	47.049	Mathematical and Physical Sciences	139,800
National Science Foundation	Direct		CHE 1350060	47.049	Mathematical and Physical Sciences	29,151
National Science Foundation	Direct		CHE 1350877	47.049	Mathematical and Physical Sciences	8,147
National Science Foundation	Direct		CHE 1440118	47.049	Mathematical and Physical Sciences	17,712
National Science Foundation	Direct		CHE-1149670	47.049	Mathematical and Physical Sciences	95,399



**The University of Michigan**  
**Schedule of Expenditures of Federal Awards**  
**For the Year Ended June 30, 2014**

<b>Cluster Title/Federal Grantor/Program</b>	<b>Type</b>	<b>Pass-Through Grantor</b>	<b>Award Identifier</b>	<b>CFDA Number</b>	<b>CFDA Program Title</b>	<b>Federal Expenditures</b>
National Science Foundation	Direct		DMR 0644864	47.049	Mathematical and Physical Sciences	(7)
National Science Foundation	Direct		DMR 0723032	47.049	Mathematical and Physical Sciences	315,980
National Science Foundation	Direct		DMR 0746424	47.049	Mathematical and Physical Sciences	39,098
National Science Foundation	Direct		DMR 0748516	47.049	Mathematical and Physical Sciences	33,951
National Science Foundation	Direct		DMR 0802968	47.049	Mathematical and Physical Sciences	41,991
National Science Foundation	Direct		DMR 0906425	47.049	Mathematical and Physical Sciences	(23,308)
National Science Foundation	Direct		DMR 0906587	47.049	Mathematical and Physical Sciences	(928)
National Science Foundation	Direct		DMR 0906909	47.049	Mathematical and Physical Sciences	61,547
National Science Foundation	Direct		DMR 0907191	47.049	Mathematical and Physical Sciences	(13,071)
National Science Foundation	Direct		DMR 0907369	47.049	Mathematical and Physical Sciences	(745)
National Science Foundation	Direct		DMR 0908745	47.049	Mathematical and Physical Sciences	(74)
National Science Foundation	Direct		DMR 1006154	47.049	Mathematical and Physical Sciences	78,692
National Science Foundation	Direct		DMR 1006500	47.049	Mathematical and Physical Sciences	22,562
National Science Foundation	Direct		DMR 1006835	47.049	Mathematical and Physical Sciences	74,542
National Science Foundation	Direct		DMR 1054303	47.049	Mathematical and Physical Sciences	62,416
National Science Foundation	Direct		DMR 1056456	47.049	Mathematical and Physical Sciences	75,322
National Science Foundation	Direct		DMR 1058314	47.049	Mathematical and Physical Sciences	8,827
National Science Foundation	Direct		DMR 1105361	47.049	Mathematical and Physical Sciences	176,336
National Science Foundation	Direct		DMR 1105409	47.049	Mathematical and Physical Sciences	244,183
National Science Foundation	Direct		DMR 1105575	47.049	Mathematical and Physical Sciences	133,662
National Science Foundation	Direct		DMR 1106058	47.049	Mathematical and Physical Sciences	119,157
National Science Foundation	Direct		DMR 1120187	47.049	Mathematical and Physical Sciences	303,273
National Science Foundation	Direct		DMR 1120923	47.049	Mathematical and Physical Sciences	2,517,256
National Science Foundation	Direct		DMR 1150593	47.049	Mathematical and Physical Sciences	112,914
National Science Foundation	Direct		DMR 1201436	47.049	Mathematical and Physical Sciences	61,798
National Science Foundation	Direct		DMR 1237550	47.049	Mathematical and Physical Sciences	67,940
National Science Foundation	Direct		DMR 1254314	47.049	Mathematical and Physical Sciences	69,038
National Science Foundation	Direct		DMR 1305749	47.049	Mathematical and Physical Sciences	195,731
National Science Foundation	Direct		DMR 1306815	47.049	Mathematical and Physical Sciences	106,854
National Science Foundation	Direct		DMR 1307884	47.049	Mathematical and Physical Sciences	106,357
National Science Foundation	Direct		DMR-1206575	47.049	Mathematical and Physical Sciences	138,689
National Science Foundation	Direct		DMR-1253347	47.049	Mathematical and Physical Sciences	119,139
National Science Foundation	Direct		DMS 0652845	47.049	Mathematical and Physical Sciences	(1,546)
National Science Foundation	Direct		DMS 0748389	47.049	Mathematical and Physical Sciences	84,066
National Science Foundation	Direct		DMS 0800194	47.049	Mathematical and Physical Sciences	(1,367)
National Science Foundation	Direct		DMS 0805877	47.049	Mathematical and Physical Sciences	927
National Science Foundation	Direct		DMS 0810113	47.049	Mathematical and Physical Sciences	1,158
National Science Foundation	Direct		DMS 0854870	47.049	Mathematical and Physical Sciences	74,032
National Science Foundation	Direct		DMS 0854897	47.049	Mathematical and Physical Sciences	17,031
National Science Foundation	Direct		DMS 0856640	47.049	Mathematical and Physical Sciences	134,255
National Science Foundation	Direct		DMS 0901145	47.049	Mathematical and Physical Sciences	131,458
National Science Foundation	Direct		DMS 0901205	47.049	Mathematical and Physical Sciences	8,445
National Science Foundation	Direct		DMS 0901298	47.049	Mathematical and Physical Sciences	71,932
National Science Foundation	Direct		DMS 0906085	47.049	Mathematical and Physical Sciences	(4,347)
National Science Foundation	Direct		DMS 0907949	47.049	Mathematical and Physical Sciences	67,301
National Science Foundation	Direct		DMS 0914567	47.049	Mathematical and Physical Sciences	22,651
National Science Foundation	Direct		DMS 0915057	47.049	Mathematical and Physical Sciences	(13,282)
National Science Foundation	Direct		DMS 0927587	47.049	Mathematical and Physical Sciences	2,487
National Science Foundation	Direct		DMS 0943832	47.049	Mathematical and Physical Sciences	464,593
National Science Foundation	Direct		DMS 0955463	47.049	Mathematical and Physical Sciences	15,801
National Science Foundation	Direct		DMS 0963846	47.049	Mathematical and Physical Sciences	923
National Science Foundation	Direct		DMS 0967393	47.049	Mathematical and Physical Sciences	(254)
National Science Foundation	Direct		DMS 0968696	47.049	Mathematical and Physical Sciences	(241)
National Science Foundation	Direct		DMS 1001740	47.049	Mathematical and Physical Sciences	54,320
National Science Foundation	Direct		DMS 1001764	47.049	Mathematical and Physical Sciences	48,915
National Science Foundation	Direct		DMS 1001769	47.049	Mathematical and Physical Sciences	6,316
National Science Foundation	Direct		DMS 1001829	47.049	Mathematical and Physical Sciences	16,123
National Science Foundation	Direct		DMS 1006294	47.049	Mathematical and Physical Sciences	54,741
National Science Foundation	Direct		DMS 1006298	47.049	Mathematical and Physical Sciences	(190)
National Science Foundation	Direct		DMS 1007590	47.049	Mathematical and Physical Sciences	24,457
National Science Foundation	Direct		DMS 1007751	47.049	Mathematical and Physical Sciences	52,654
National Science Foundation	Direct		DMS 1008341	47.049	Mathematical and Physical Sciences	11,086
National Science Foundation	Direct		DMS 1026317	47.049	Mathematical and Physical Sciences	43,154
National Science Foundation	Direct		DMS 1045119	47.049	Mathematical and Physical Sciences	500,607
National Science Foundation	Direct		DMS 1054115	47.049	Mathematical and Physical Sciences	59,387
National Science Foundation	Direct		DMS 1068190	47.049	Mathematical and Physical Sciences	113,313
National Science Foundation	Direct		DMS 1068646	47.049	Mathematical and Physical Sciences	113,642
National Science Foundation	Direct		DMS 1101152	47.049	Mathematical and Physical Sciences	49,568
National Science Foundation	Direct		DMS 1101373	47.049	Mathematical and Physical Sciences	121,620
National Science Foundation	Direct		DMS 1101434	47.049	Mathematical and Physical Sciences	97,690

**The University of Michigan**  
**Schedule of Expenditures of Federal Awards**  
**For the Year Ended June 30, 2014**

<b>Cluster Title/Federal Grantor/Program</b>	<b>Type</b>	<b>Pass-Through Grantor</b>	<b>Award Identifier</b>	<b>CFDA Number</b>	<b>CFDA Program Title</b>	<b>Federal Expenditures</b>
National Science Foundation	Direct		DMS 1102614	47.049	Mathematical and Physical Sciences	52,091
National Science Foundation	Direct		DMS 1103368	47.049	Mathematical and Physical Sciences	99,892
National Science Foundation	Direct		DMS 1104696	47.049	Mathematical and Physical Sciences	54,550
National Science Foundation	Direct		DMS 1105189	47.049	Mathematical and Physical Sciences	47,510
National Science Foundation	Direct		DMS 1105586	47.049	Mathematical and Physical Sciences	126,856
National Science Foundation	Direct		DMS 1106695	47.049	Mathematical and Physical Sciences	116,337
National Science Foundation	Direct		DMS 1106772	47.049	Mathematical and Physical Sciences	108,154
National Science Foundation	Direct		DMS 1107796	47.049	Mathematical and Physical Sciences	111,944
National Science Foundation	Direct		DMS 1108969	47.049	Mathematical and Physical Sciences	57,279
National Science Foundation	Direct		DMS 1111318	47.049	Mathematical and Physical Sciences	(564)
National Science Foundation	Direct		DMS 1115252	47.049	Mathematical and Physical Sciences	36,908
National Science Foundation	Direct		DMS 1118673	47.049	Mathematical and Physical Sciences	136,222
National Science Foundation	Direct		DMS 1159005	47.049	Mathematical and Physical Sciences	41,273
National Science Foundation	Direct		DMS 1159265	47.049	Mathematical and Physical Sciences	141,759
National Science Foundation	Direct		DMS 1159553	47.049	Mathematical and Physical Sciences	45,939
National Science Foundation	Direct		DMS 1160720	47.049	Mathematical and Physical Sciences	96,264
National Science Foundation	Direct		DMS 1160726	47.049	Mathematical and Physical Sciences	60,467
National Science Foundation	Direct		DMS 1161280	47.049	Mathematical and Physical Sciences	25,222
National Science Foundation	Direct		DMS 1161372	47.049	Mathematical and Physical Sciences	71,056
National Science Foundation	Direct		DMS 1161735	47.049	Mathematical and Physical Sciences	68,447
National Science Foundation	Direct		DMS 1161838	47.049	Mathematical and Physical Sciences	35,766
National Science Foundation	Direct		DMS 1162181	47.049	Mathematical and Physical Sciences	94,096
National Science Foundation	Direct		DMS 1206131	47.049	Mathematical and Physical Sciences	94,105
National Science Foundation	Direct		DMS 1207693	47.049	Mathematical and Physical Sciences	50,461
National Science Foundation	Direct		DMS 1209519	47.049	Mathematical and Physical Sciences	1,300
National Science Foundation	Direct		DMS 1224656	47.049	Mathematical and Physical Sciences	39,584
National Science Foundation	Direct		DMS 1228164	47.049	Mathematical and Physical Sciences	114,920
National Science Foundation	Direct		DMS 1237234	47.049	Mathematical and Physical Sciences	158,469
National Science Foundation	Direct		DMS 1253149	47.049	Mathematical and Physical Sciences	53,924
National Science Foundation	Direct		DMS 1262798	47.049	Mathematical and Physical Sciences	7,159
National Science Foundation	Direct		DMS 1265256	47.049	Mathematical and Physical Sciences	47,815
National Science Foundation	Direct		DMS 1265782	47.049	Mathematical and Physical Sciences	62,300
National Science Foundation	Direct		DMS 1266207	47.049	Mathematical and Physical Sciences	69,467
National Science Foundation	Direct		DMS 1302032	47.049	Mathematical and Physical Sciences	87
National Science Foundation	Direct		DMS 1302162	47.049	Mathematical and Physical Sciences	36,164
National Science Foundation	Direct		DMS 1303082	47.049	Mathematical and Physical Sciences	17,450
National Science Foundation	Direct		DMS 1306992	47.049	Mathematical and Physical Sciences	54,520
National Science Foundation	Direct		DMS 1307164	47.049	Mathematical and Physical Sciences	68,893
National Science Foundation	Direct		DMS 1307566	47.049	Mathematical and Physical Sciences	5,842
National Science Foundation	Direct		DMS 1308919	47.049	Mathematical and Physical Sciences	24,572
National Science Foundation	Direct		DMS 1316731	47.049	Mathematical and Physical Sciences	49,797
National Science Foundation	Direct		DMS 1317730	47.049	Mathematical and Physical Sciences	56,749
National Science Foundation	Direct		DMS 1329726	47.049	Mathematical and Physical Sciences	23,576
National Science Foundation	Direct		DMS 1422335	47.049	Mathematical and Physical Sciences	12,668
National Science Foundation	Direct		DMS0748333	47.049	Mathematical and Physical Sciences	56,849
National Science Foundation	Direct		DMS-1007494	47.049	Mathematical and Physical Sciences	318
National Science Foundation	Direct		DMS-1115574	47.049	Mathematical and Physical Sciences	57,629
National Science Foundation	Direct		DMS-1121361	47.049	Mathematical and Physical Sciences	81,212
National Science Foundation	Direct		DMS-1208939	47.049	Mathematical and Physical Sciences	66,356
National Science Foundation	Direct		DMS-1224844	47.049	Mathematical and Physical Sciences	19,748
National Science Foundation	Direct		DMS1308890	47.049	Mathematical and Physical Sciences	4,117
National Science Foundation	Direct		DMS-1361789	47.049	Mathematical and Physical Sciences	28,633
National Science Foundation	Direct		DMS-1401380	47.049	Mathematical and Physical Sciences	26,659
National Science Foundation	Direct		DMX 1115277	47.049	Mathematical and Physical Sciences	39,584
National Science Foundation	Direct		IMS 0805878	47.049	Mathematical and Physical Sciences	30,811
National Science Foundation	Direct		PHY 0743315	47.049	Mathematical and Physical Sciences	57,082
National Science Foundation	Direct		PHY 0748470	47.049	Mathematical and Physical Sciences	127,719
National Science Foundation	Direct		PHY 0855335	47.049	Mathematical and Physical Sciences	3,917
National Science Foundation	Direct		PHY 0855694	47.049	Mathematical and Physical Sciences	4,547
National Science Foundation	Direct		PHY 0855871	47.049	Mathematical and Physical Sciences	5,360
National Science Foundation	Direct		PHY 0941227	47.049	Mathematical and Physical Sciences	413,823
National Science Foundation	Direct		PHY 0953232	47.049	Mathematical and Physical Sciences	49,090
National Science Foundation	Direct		PHY 0957293	47.049	Mathematical and Physical Sciences	59,158
National Science Foundation	Direct		PHY 1004415	47.049	Mathematical and Physical Sciences	(5,247)
National Science Foundation	Direct		PHY 1004618	47.049	Mathematical and Physical Sciences	20,729
National Science Foundation	Direct		PHY 1049896	47.049	Mathematical and Physical Sciences	35,043
National Science Foundation	Direct		PHY 1054164	47.049	Mathematical and Physical Sciences	88,832
National Science Foundation	Direct		PHY 1058034	47.049	Mathematical and Physical Sciences	79,940
National Science Foundation	Direct		PHY 1062024	47.049	Mathematical and Physical Sciences	108,098
National Science Foundation	Direct		PHY 1104446	47.049	Mathematical and Physical Sciences	180,135

**The University of Michigan**  
**Schedule of Expenditures of Federal Awards**  
**For the Year Ended June 30, 2014**

Cluster Title/Federal Grantor/Program	Type	Pass-Through Grantor	Award Identifier	CFDA Number	CFDA Program Title	Federal Expenditures
National Science Foundation	Direct		PHY 1204942	47.049	Mathematical and Physical Sciences	142,981
National Science Foundation	Direct		PHY 1205173	47.049	Mathematical and Physical Sciences	317,876
National Science Foundation	Direct		PHY 1205219	47.049	Mathematical and Physical Sciences	184,577
National Science Foundation	Direct		PHY 1205254	47.049	Mathematical and Physical Sciences	27,745
National Science Foundation	Direct		PHY 1205393	47.049	Mathematical and Physical Sciences	152,164
National Science Foundation	Direct		PHY 1205559	47.049	Mathematical and Physical Sciences	134,980
National Science Foundation	Direct		PHY 1262543	47.049	Mathematical and Physical Sciences	85,082
National Science Foundation	Direct		PHY 1262920	47.049	Mathematical and Physical Sciences	30,696
National Science Foundation	Direct		PHY 1305450	47.049	Mathematical and Physical Sciences	67,819
National Science Foundation	Direct		PHY 1358944	47.049	Mathematical and Physical Sciences	103,278
National Science Foundation	Direct		PHY 1360597	47.049	Mathematical and Physical Sciences	214,952
National Science Foundation	Direct		PHY-0754742	47.049	Mathematical and Physical Sciences	(5)
National Science Foundation	Pass-Through	California Institute of Technology	75ADV-109481	47.049	Mathematical and Physical Sciences	36,609
National Science Foundation	Pass-Through	Columbia University	7 (GG006141)	47.049	Mathematical and Physical Sciences	345,004
National Science Foundation	Pass-Through	Columbia University	8 (GG006141)	47.049	Mathematical and Physical Sciences	413,937
National Science Foundation	Pass-Through	Emory University	T082879	47.049	Mathematical and Physical Sciences	268,453
National Science Foundation	Pass-Through	Georgia Institute of Technology	R9758-G4	47.049	Mathematical and Physical Sciences	65,820
National Science Foundation	Pass-Through	Georgia State University	SP00010644-02	47.049	Mathematical and Physical Sciences	118,256
National Science Foundation	Pass-Through	Norfolk State University (NSU)	F1040044	47.049	Mathematical and Physical Sciences	127,517
National Science Foundation	Pass-Through	Pennsylvania State University	3743-UM-NSF-0404	47.049	Mathematical and Physical Sciences	39,910
National Science Foundation	Pass-Through	Rice University	PHY 1308264	47.049	Mathematical and Physical Sciences	57,070
National Science Foundation	Pass-Through	University of Arizona	y562574	47.049	Mathematical and Physical Sciences	1,239
National Science Foundation	Pass-Through	University of California - Los Angeles	100 G NB315	47.049	Mathematical and Physical Sciences	(1,683)
National Science Foundation	Pass-Through	University of California - Santa Barbara	KK1233	47.049	Mathematical and Physical Sciences	(584)
National Science Foundation	Pass-Through	University of Illinois-Urbana-Champaign	2010-03235-01 Code A1694	47.049	Mathematical and Physical Sciences	12,373
National Science Foundation	Pass-Through	University of Notre Dame, The	201646	47.049	Mathematical and Physical Sciences	84,546
National Science Foundation	Pass-Through	University of Washington	744904	47.049	Mathematical and Physical Sciences	489,752
National Science Foundation	Pass-Through	University of Wisconsin	364K350	47.049	Mathematical and Physical Sciences	43,609
National Science Foundation	Pass-Through	University of Wisconsin	420K976	47.049	Mathematical and Physical Sciences	66,073
						<u>\$ 20,057,290</u>
National Science Foundation	Direct		AGS 0946739	47.050	Geosciences	\$ 203,831
National Science Foundation	Direct		AGS 0952650	47.050	Geosciences	26,514
National Science Foundation	Direct		AGS 1005454	47.050	Geosciences	63,455
National Science Foundation	Direct		AGS 1010812	47.050	Geosciences	30,259
National Science Foundation	Direct		AGS 1023735	47.050	Geosciences	5,442
National Science Foundation	Direct		AGS 1027192	47.050	Geosciences	147,588
National Science Foundation	Direct		AGS 1042815	47.050	Geosciences	265,780
National Science Foundation	Direct		AGS 1043012	47.050	Geosciences	116,851
National Science Foundation	Direct		AGS 1101945	47.050	Geosciences	176,238
National Science Foundation	Direct		AGS 1102863	47.050	Geosciences	87,276
National Science Foundation	Direct		AGS 1111476	47.050	Geosciences	126,446
National Science Foundation	Direct		AGS 1118467	47.050	Geosciences	180,269
National Science Foundation	Direct		AGS 1138938	47.050	Geosciences	36,003
National Science Foundation	Direct		AGS 1154443	47.050	Geosciences	66,749
National Science Foundation	Direct		AGS 1202673	47.050	Geosciences	77,799
National Science Foundation	Direct		AGS 1202984	47.050	Geosciences	54,817
National Science Foundation	Direct		AGS 1203232	47.050	Geosciences	98,629
National Science Foundation	Direct		AGS 1242203	47.050	Geosciences	77,692
National Science Foundation	Direct		AGS 1242787	47.050	Geosciences	11,098
National Science Foundation	Direct		AGS 1257519	47.050	Geosciences	30,945
National Science Foundation	Direct		AGS 1262634	47.050	Geosciences	22,393
National Science Foundation	Direct		AGS 1265651	47.050	Geosciences	2,482
National Science Foundation	Direct		AGS 1322543	47.050	Geosciences	458,380
National Science Foundation	Direct		AGS 1358629	47.050	Geosciences	97,074
National Science Foundation	Direct		AGS-1231842	47.050	Geosciences	269,597
National Science Foundation	Direct		ATM 0802705	47.050	Geosciences	(3,963)
National Science Foundation	Direct		EAR 0105172	47.050	Geosciences	18,395
National Science Foundation	Direct		EAR 0738822	47.050	Geosciences	(1,401)
National Science Foundation	Direct		EAR 0855373	47.050	Geosciences	(253)
National Science Foundation	Direct		EAR 0855487	47.050	Geosciences	16,782
National Science Foundation	Direct		EAR 0907817	47.050	Geosciences	90,573
National Science Foundation	Direct		EAR 0908711	47.050	Geosciences	(1,635)
National Science Foundation	Direct		EAR 0911353	47.050	Geosciences	(2,054)
National Science Foundation	Direct		EAR 0944167	47.050	Geosciences	71,165
National Science Foundation	Direct		EAR 0952108	47.050	Geosciences	59,311
National Science Foundation	Direct		EAR 0957992	47.050	Geosciences	17,049
National Science Foundation	Direct		EAR 1019420	47.050	Geosciences	116,826
National Science Foundation	Direct		EAR 1019440	47.050	Geosciences	102,074
National Science Foundation	Direct		EAR 1024535	47.050	Geosciences	52,779

**The University of Michigan**  
**Schedule of Expenditures of Federal Awards**  
**For the Year Ended June 30, 2014**

Cluster Title/Federal Grantor/Program	Type	Pass-Through Grantor	Award Identifier	CFDA Number	CFDA Program Title	Federal Expenditures
National Science Foundation	Direct		EAR 1035955	47.050	Geosciences	7,796
National Science Foundation	Direct		EAR 1045372	47.050	Geosciences	83,069
National Science Foundation	Direct		EAR 1049822	47.050	Geosciences	350,720
National Science Foundation	Direct		EAR 1050760	47.050	Geosciences	76,992
National Science Foundation	Direct		EAR 1118704	47.050	Geosciences	129,288
National Science Foundation	Direct		EAR 1123733	47.050	Geosciences	99,995
National Science Foundation	Direct		EAR 1151247	47.050	Geosciences	173,514
National Science Foundation	Direct		EAR 1151443	47.050	Geosciences	164,782
National Science Foundation	Direct		EAR 1211434	47.050	Geosciences	84,024
National Science Foundation	Direct		EAR 1219891	47.050	Geosciences	202,544
National Science Foundation	Direct		EAR 1223976	47.050	Geosciences	45,985
National Science Foundation	Direct		EAR 1225630	47.050	Geosciences	75,873
National Science Foundation	Direct		EAR 1245263	47.050	Geosciences	26,239
National Science Foundation	Direct		EAR 1246700	47.050	Geosciences	46,384
National Science Foundation	Direct		EAR 1249788	47.050	Geosciences	23,719
National Science Foundation	Direct		EAR 1250368	47.050	Geosciences	88,399
National Science Foundation	Direct		EAR 1264537	47.050	Geosciences	94,187
National Science Foundation	Direct		EAR 1264560	47.050	Geosciences	80,505
National Science Foundation	Direct		EAR 1337440	47.050	Geosciences	27,851
National Science Foundation	Direct		EAR 1338200	47.050	Geosciences	5,065
National Science Foundation	Direct		EAR 1344357	47.050	Geosciences	53,543
National Science Foundation	Direct		GEO 0703712	47.050	Geosciences	5,315
National Science Foundation	Direct		GEO 0814542	47.050	Geosciences	232,638
National Science Foundation	Direct		GEO 1214416	47.050	Geosciences	33,813
National Science Foundation	Direct		OCE 0902258	47.050	Geosciences	79,604
National Science Foundation	Direct		OCE 0927643	47.050	Geosciences	23,164
National Science Foundation	Direct		OCE 09607820	47.050	Geosciences	177,214
National Science Foundation	Direct		OCE 0968783	47.050	Geosciences	156,642
National Science Foundation	Direct		OCE 1003500	47.050	Geosciences	21,534
National Science Foundation	Direct		OCE 1029242	47.050	Geosciences	45,456
National Science Foundation	Direct		OCE 1038006	47.050	Geosciences	48,861
National Science Foundation	Direct		OCE 1059703	47.050	Geosciences	142,741
National Science Foundation	Direct		OCE 1129631	47.050	Geosciences	44,817
National Science Foundation	Direct		OCE 1249353	47.050	Geosciences	58,956
National Science Foundation	Direct		OCE 1261443	47.050	Geosciences	3,239
National Science Foundation	Direct		OCE 1304327	47.050	Geosciences	42,530
National Science Foundation	Direct		OCE 1334758	47.050	Geosciences	35,147
National Science Foundation	Direct		OCE 1339783	47.050	Geosciences	233,642
National Science Foundation	Direct		OCE 1351837	47.050	Geosciences	7,621
National Science Foundation	Direct		PLR 1246702	47.050	Geosciences	149,131
National Science Foundation	Direct		PLR 1421603	47.050	Geosciences	22,979
National Science Foundation	Pass-Through	Duke University	14-NSF-1028	47.050	Geosciences	1,174
National Science Foundation	Pass-Through	Ohio State University, The	60031346	47.050	Geosciences	49,484
National Science Foundation	Pass-Through	Pennsylvania State University	4757 UM NSF 0507	47.050	Geosciences	20,577
National Science Foundation	Pass-Through	University of Arizona	125163	47.050	Geosciences	465
						<b>\$ 6,846,473</b>
National Science Foundation	Direct		1238464	47.070	Computer and Information Science and Engineering	\$ 74,023
National Science Foundation	Direct		CCF 0743372	47.070	Computer and Information Science and Engineering	52,417
National Science Foundation	Direct		CCF 0746425	47.070	Computer and Information Science and Engineering	114,479
National Science Foundation	Direct		CCF 0746673	47.070	Computer and Information Science and Engineering	(2,472)
National Science Foundation	Direct		CCF 0810865	47.070	Computer and Information Science and Engineering	106,431
National Science Foundation	Direct		CCF 0845157	47.070	Computer and Information Science and Engineering	109,180
National Science Foundation	Direct		CCF 0905139	47.070	Computer and Information Science and Engineering	114,719
National Science Foundation	Direct		CCF 0910765	47.070	Computer and Information Science and Engineering	353,521
National Science Foundation	Direct		CCF 0916689	47.070	Computer and Information Science and Engineering	29,655
National Science Foundation	Direct		CCF 0916770	47.070	Computer and Information Science and Engineering	31,923
National Science Foundation	Direct		CCF 0953135	47.070	Computer and Information Science and Engineering	74,477
National Science Foundation	Direct		CCF 1017142	47.070	Computer and Information Science and Engineering	174,644
National Science Foundation	Direct		CCF 1017143	47.070	Computer and Information Science and Engineering	127,424
National Science Foundation	Direct		CCF 1017335	47.070	Computer and Information Science and Engineering	(149)
National Science Foundation	Direct		CCF 1029025	47.070	Computer and Information Science and Engineering	205,227
National Science Foundation	Direct		CCF 1048168	47.070	Computer and Information Science and Engineering	87,645
National Science Foundation	Direct		CCF 1054270	47.070	Computer and Information Science and Engineering	32,656
National Science Foundation	Direct		CCF 1101465	47.070	Computer and Information Science and Engineering	98,431
National Science Foundation	Direct		CCF 1111061	47.070	Computer and Information Science and Engineering	348,938
National Science Foundation	Direct		CCF 1115769	47.070	Computer and Information Science and Engineering	169,375
National Science Foundation	Direct		CCF 1116021	47.070	Computer and Information Science and Engineering	79,478
National Science Foundation	Direct		CCF 1116040	47.070	Computer and Information Science and Engineering	59,069
National Science Foundation	Direct		CCF 1116082	47.070	Computer and Information Science and Engineering	3,810

**The University of Michigan**  
**Schedule of Expenditures of Federal Awards**  
**For the Year Ended June 30, 2014**

<b>Cluster Title/Federal Grantor/Program</b>	<b>Type</b>	<b>Pass-Through Grantor</b>	<b>Award Identifier</b>	<b>CFDA Number</b>	<b>CFDA Program Title</b>	<b>Federal Expenditures</b>
National Science Foundation	Direct		CCF 1116115	47.070	Computer and Information Science and Engineering	22,592
National Science Foundation	Direct		CCF 1138860	47.070	Computer and Information Science and Engineering	138,190
National Science Foundation	Direct		CCF 1149773	47.070	Computer and Information Science and Engineering	15,846
National Science Foundation	Direct		CCF 1161233	47.070	Computer and Information Science and Engineering	35,981
National Science Foundation	Direct		CCF 1161505	47.070	Computer and Information Science and Engineering	137,860
National Science Foundation	Direct		CCF 1162087	47.070	Computer and Information Science and Engineering	83,563
National Science Foundation	Direct		CCF 1217338	47.070	Computer and Information Science and Engineering	188,768
National Science Foundation	Direct		CCF 1255702	47.070	Computer and Information Science and Engineering	44,656
National Science Foundation	Direct		CCF 1256203	47.070	Computer and Information Science and Engineering	53,750
National Science Foundation	Direct		CCF 1318070	47.070	Computer and Information Science and Engineering	42,955
National Science Foundation	Direct		CCF 1318091	47.070	Computer and Information Science and Engineering	36,307
National Science Foundation	Direct		CCF 1319592	47.070	Computer and Information Science and Engineering	53,484
National Science Foundation	Direct		CCF 1320027	47.070	Computer and Information Science and Engineering	157,549
National Science Foundation	Direct		CCF-1216729	47.070	Computer and Information Science and Engineering	79,447
National Science Foundation	Direct		CCF-1217519	47.070	Computer and Information Science and Engineering	192,048
National Science Foundation	Direct		CCF-1217880	47.070	Computer and Information Science and Engineering	135,552
National Science Foundation	Direct		CCF-1217917	47.070	Computer and Information Science and Engineering	39,364
National Science Foundation	Direct		CCF-1217972	47.070	Computer and Information Science and Engineering	141,064
National Science Foundation	Direct		CNS 0643612	47.070	Computer and Information Science and Engineering	(118)
National Science Foundation	Direct		CNS 0746906	47.070	Computer and Information Science and Engineering	153,540
National Science Foundation	Direct		CNS 0751116	47.070	Computer and Information Science and Engineering	78,455
National Science Foundation	Direct		CNS 0905143	47.070	Computer and Information Science and Engineering	53,177
National Science Foundation	Direct		CNS 0905149	47.070	Computer and Information Science and Engineering	267,837
National Science Foundation	Direct		CNS 0910816	47.070	Computer and Information Science and Engineering	(2,988)
National Science Foundation	Direct		CNS 0915782	47.070	Computer and Information Science and Engineering	69,520
National Science Foundation	Direct		CNS 0916126	47.070	Computer and Information Science and Engineering	96,551
National Science Foundation	Direct		CNS 0916390	47.070	Computer and Information Science and Engineering	151,228
National Science Foundation	Direct		CNS 0930081	47.070	Computer and Information Science and Engineering	98,107
National Science Foundation	Direct		CNS 0930813	47.070	Computer and Information Science and Engineering	91,283
National Science Foundation	Direct		CNS 0931474	47.070	Computer and Information Science and Engineering	148,913
National Science Foundation	Direct		CNS 0964120	47.070	Computer and Information Science and Engineering	28,238
National Science Foundation	Direct		CNS 0964478	47.070	Computer and Information Science and Engineering	122,927
National Science Foundation	Direct		CNS 0964545	47.070	Computer and Information Science and Engineering	154,671
National Science Foundation	Direct		CNS 1017148	47.070	Computer and Information Science and Engineering	171,797
National Science Foundation	Direct		CNS 1017149	47.070	Computer and Information Science and Engineering	26,819
National Science Foundation	Direct		CNS 1035236	47.070	Computer and Information Science and Engineering	191,576
National Science Foundation	Direct		CNS 1035271	47.070	Computer and Information Science and Engineering	89,942
National Science Foundation	Direct		CNS 1039657	47.070	Computer and Information Science and Engineering	154,664
National Science Foundation	Direct		CNS 1042376	47.070	Computer and Information Science and Engineering	7,413
National Science Foundation	Direct		CNS 1050157	47.070	Computer and Information Science and Engineering	76,960
National Science Foundation	Direct		CNS 1059372	47.070	Computer and Information Science and Engineering	26,523
National Science Foundation	Direct		CNS 1111541	47.070	Computer and Information Science and Engineering	521,085
National Science Foundation	Direct		CNS 1111699	47.070	Computer and Information Science and Engineering	97,914
National Science Foundation	Direct		CNS 1114837	47.070	Computer and Information Science and Engineering	24,398
National Science Foundation	Direct		CNS 1138200	47.070	Computer and Information Science and Engineering	87,014
National Science Foundation	Direct		CNS 1149500	47.070	Computer and Information Science and Engineering	111,357
National Science Foundation	Direct		CNS 1153573	47.070	Computer and Information Science and Engineering	42,114
National Science Foundation	Direct		CNS 1156469	47.070	Computer and Information Science and Engineering	110,796
National Science Foundation	Direct		CNS 1160775	47.070	Computer and Information Science and Engineering	6,865
National Science Foundation	Direct		CNS 1217689	47.070	Computer and Information Science and Engineering	93,679
National Science Foundation	Direct		CNS 1217764	47.070	Computer and Information Science and Engineering	26,208
National Science Foundation	Direct		CNS 1224628	47.070	Computer and Information Science and Engineering	4,276
National Science Foundation	Direct		CNS 1238600	47.070	Computer and Information Science and Engineering	126,634
National Science Foundation	Direct		CNS 1239031	47.070	Computer and Information Science and Engineering	123,202
National Science Foundation	Direct		CNS 1255153	47.070	Computer and Information Science and Engineering	109,314
National Science Foundation	Direct		CNS 1317411	47.070	Computer and Information Science and Engineering	5,448
National Science Foundation	Direct		CNS 1318722	47.070	Computer and Information Science and Engineering	34,737
National Science Foundation	Direct		CNS 1319784	47.070	Computer and Information Science and Engineering	34
National Science Foundation	Direct		CNS 1329539	47.070	Computer and Information Science and Engineering	57,317
National Science Foundation	Direct		CNS 1329702	47.070	Computer and Information Science and Engineering	38,972
National Science Foundation	Direct		CNS 1330142	47.070	Computer and Information Science and Engineering	185,316
National Science Foundation	Direct		CNS 1331652	47.070	Computer and Information Science and Engineering	164,383
National Science Foundation	Direct		CNS 1345254	47.070	Computer and Information Science and Engineering	10,741
National Science Foundation	Direct		CNS 1350967	47.070	Computer and Information Science and Engineering	24,470
National Science Foundation	Direct		CNS 1419243	47.070	Computer and Information Science and Engineering	109,069
National Science Foundation	Direct		CNS-1035303	47.070	Computer and Information Science and Engineering	3,020
National Science Foundation	Direct		CNS-1238962	47.070	Computer and Information Science and Engineering	139,630
National Science Foundation	Direct		CNS-1239037	47.070	Computer and Information Science and Engineering	148,780
National Science Foundation	Direct		CNS1318294	47.070	Computer and Information Science and Engineering	12,081
National Science Foundation	Direct		CNS-1425485	47.070	Computer and Information Science and Engineering	1,381

**The University of Michigan**  
**Schedule of Expenditures of Federal Awards**  
**For the Year Ended June 30, 2014**

Cluster Title/Federal Grantor/Program	Type	Pass-Through Grantor	Award Identifier	CFDA Number	CFDA Program Title	Federal Expenditures
National Science Foundation	Direct		IIS 0705103	47.070	Computer and Information Science and Engineering	17,831
National Science Foundation	Direct		IIS 0855865	47.070	Computer and Information Science and Engineering	(621)
National Science Foundation	Direct		IIS 0905460	47.070	Computer and Information Science and Engineering	89,558
National Science Foundation	Direct		IIS 0916099	47.070	Computer and Information Science and Engineering	(491)
National Science Foundation	Direct		IIS 0948639	47.070	Computer and Information Science and Engineering	29,825
National Science Foundation	Direct		IIS 0964512	47.070	Computer and Information Science and Engineering	118,574
National Science Foundation	Direct		IIS 0968489	47.070	Computer and Information Science and Engineering	259,712
National Science Foundation	Direct		IIS 1017296	47.070	Computer and Information Science and Engineering	111,375
National Science Foundation	Direct		IIS 1054127	47.070	Computer and Information Science and Engineering	18,618
National Science Foundation	Direct		IIS 1054199	47.070	Computer and Information Science and Engineering	16,614
National Science Foundation	Direct		IIS 1054913	47.070	Computer and Information Science and Engineering	35,172
National Science Foundation	Direct		IIS 1064606	47.070	Computer and Information Science and Engineering	70,971
National Science Foundation	Direct		IIS 1064948	47.070	Computer and Information Science and Engineering	24,240
National Science Foundation	Direct		IIS 1065027	47.070	Computer and Information Science and Engineering	100,087
National Science Foundation	Direct		IIS 1111494	47.070	Computer and Information Science and Engineering	160,636
National Science Foundation	Direct		IIS 1123965	47.070	Computer and Information Science and Engineering	106,978
National Science Foundation	Direct		IIS 1141517	47.070	Computer and Information Science and Engineering	38,081
National Science Foundation	Direct		IIS 1146664	47.070	Computer and Information Science and Engineering	27,000
National Science Foundation	Direct		IIS 1148668	47.070	Computer and Information Science and Engineering	134,909
National Science Foundation	Direct		IIS 1149601	47.070	Computer and Information Science and Engineering	166,236
National Science Foundation	Direct		IIS 1208233	47.070	Computer and Information Science and Engineering	122,527
National Science Foundation	Direct		IIS 1217183	47.070	Computer and Information Science and Engineering	148,599
National Science Foundation	Direct		IIS 1249312	47.070	Computer and Information Science and Engineering	81,022
National Science Foundation	Direct		IIS 1250880	47.070	Computer and Information Science and Engineering	9,646
National Science Foundation	Direct		IIS 1319810	47.070	Computer and Information Science and Engineering	59,635
National Science Foundation	Direct		IIS 1319922	47.070	Computer and Information Science and Engineering	3,627
National Science Foundation	Direct		IIS 1344257	47.070	Computer and Information Science and Engineering	33,197
National Science Foundation	Direct		IIS 1352915	47.070	Computer and Information Science and Engineering	16,768
National Science Foundation	Direct		IIS 1355633	47.070	Computer and Information Science and Engineering	36,047
National Science Foundation	Direct		IIS 1361274	47.070	Computer and Information Science and Engineering	6,243
National Science Foundation	Direct		IIS 1430613	47.070	Computer and Information Science and Engineering	8,052
National Science Foundation	Direct		IIS-0746455	47.070	Computer and Information Science and Engineering	85,083
National Science Foundation	Direct		IIS-1247414	47.070	Computer and Information Science and Engineering	85,919
National Science Foundation	Direct		IIS1249354	47.070	Computer and Information Science and Engineering	10,712
National Science Foundation	Direct		IIS-1252987	47.070	Computer and Information Science and Engineering	20,032
National Science Foundation	Direct		IIS-1318143	47.070	Computer and Information Science and Engineering	25,163
National Science Foundation	Direct		IIS1320078	47.070	Computer and Information Science and Engineering	50,768
National Science Foundation	Direct		IIS-1419590	47.070	Computer and Information Science and Engineering	2,760
National Science Foundation	Pass-Through	Cornell University	66281-10037	47.070	Computer and Information Science and Engineering	86,928
National Science Foundation	Pass-Through	Georgia Institute of Technology	RE444-G2	47.070	Computer and Information Science and Engineering	11,572
National Science Foundation	Pass-Through	Iowa State University	420-62-29	47.070	Computer and Information Science and Engineering	5,176
National Science Foundation	Pass-Through	Michigan State University	IIS-1441415	47.070	Computer and Information Science and Engineering	9,789
National Science Foundation	Pass-Through	Michigan State University	RC062064UM	47.070	Computer and Information Science and Engineering	15,408
National Science Foundation	Pass-Through	Raytheon Company	BBN #14059 PO #9500011107	47.070	Computer and Information Science and Engineering	85,061
National Science Foundation	Pass-Through	University of California-San Diego	49757132	47.070	Computer and Information Science and Engineering	12,143
National Science Foundation	Pass-Through	University of Massachusetts	13-007317 A	47.070	Computer and Information Science and Engineering	19,499
						<b>\$ 11,297,828</b>
National Science Foundation	Direct		IOS1353263	47.074	Biological Sciences	\$ 6,151
National Science Foundation	Direct		DBE 1122354	47.074	Biological Sciences	8,540
National Science Foundation	Direct		DBI 0846240	47.074	Biological Sciences	28,000
National Science Foundation	Direct		DBI 0852802	47.074	Biological Sciences	104,463
National Science Foundation	Direct		DBI 1027394	47.074	Biological Sciences	4,209
National Science Foundation	Direct		DBI 110208	47.074	Biological Sciences	120,459
National Science Foundation	Direct		DBI 1203382	47.074	Biological Sciences	71,361
National Science Foundation	Direct		DBI 1247821	47.074	Biological Sciences	31,787
National Science Foundation	Direct		DBI 1256001	47.074	Biological Sciences	148,192
National Science Foundation	Direct		DBI-1145367	47.074	Biological Sciences	216,498
National Science Foundation	Direct		DBI-1237487	47.074	Biological Sciences	16,501
National Science Foundation	Direct		DBI-1263079	47.074	Biological Sciences	57,790
National Science Foundation	Direct		DEB 0616533	47.074	Biological Sciences	33,527
National Science Foundation	Direct		DEB 0640434	47.074	Biological Sciences	4,407
National Science Foundation	Direct		DEB 0746560	47.074	Biological Sciences	(505)
National Science Foundation	Direct		DEB 0814340	47.074	Biological Sciences	123,175
National Science Foundation	Direct		DEB 0814623	47.074	Biological Sciences	7,767
National Science Foundation	Direct		DEB 0911444	47.074	Biological Sciences	(299)
National Science Foundation	Direct		DEB 0917853	47.074	Biological Sciences	25,349
National Science Foundation	Direct		DEB 0947239	47.074	Biological Sciences	29,364
National Science Foundation	Direct		DEB 0949550	47.074	Biological Sciences	4,558
National Science Foundation	Direct		DEB 1010571	47.074	Biological Sciences	(363)



**The University of Michigan**  
**Schedule of Expenditures of Federal Awards**  
**For the Year Ended June 30, 2014**

Cluster Title/Federal Grantor/Program	Type	Pass-Through Grantor	Award Identifier	CFDA Number	CFDA Program Title	Federal Expenditures
National Science Foundation	Direct		DEB 1010816	47.074	Biological Sciences	3,035
National Science Foundation	Direct		DEB 1019527	47.074	Biological Sciences	64,209
National Science Foundation	Direct		DEB 1036393	47.074	Biological Sciences	19,634
National Science Foundation	Direct		DEB 1046121	47.074	Biological Sciences	237,678
National Science Foundation	Direct		DEB 1118815	47.074	Biological Sciences	128,452
National Science Foundation	Direct		DEB 1127250	47.074	Biological Sciences	69,952
National Science Foundation	Direct		DEB 1144922	47.074	Biological Sciences	26,305
National Science Foundation	Direct		DEB 1144923	47.074	Biological Sciences	46,517
National Science Foundation	Direct		DEB 1145989	47.074	Biological Sciences	89,628
National Science Foundation	Direct		DEB 1147336	47.074	Biological Sciences	18,499
National Science Foundation	Direct		DEB 1157992	47.074	Biological Sciences	72
National Science Foundation	Direct		DEB 1207915	47.074	Biological Sciences	239,597
National Science Foundation	Direct		DEB 1210359	47.074	Biological Sciences	312
National Science Foundation	Direct		DEB 1240869	47.074	Biological Sciences	11,042
National Science Foundation	Direct		DEB 1252664	47.074	Biological Sciences	34,423
National Science Foundation	Direct		DEB 1252841	47.074	Biological Sciences	2,879
National Science Foundation	Direct		DEB 1256330	47.074	Biological Sciences	142,979
National Science Foundation	Direct		DEB 1257080	47.074	Biological Sciences	108,536
National Science Foundation	Direct		DEB 1305836	47.074	Biological Sciences	193,464
National Science Foundation	Direct		DEB 1308457	47.074	Biological Sciences	13,927
National Science Foundation	Direct		DEB 1309786	47.074	Biological Sciences	9,658
National Science Foundation	Direct		DEB 1309805	47.074	Biological Sciences	3,594
National Science Foundation	Direct		DEB 1345063	47.074	Biological Sciences	68,864
National Science Foundation	Direct		DEB 1353850	47.074	Biological Sciences	1,808
National Science Foundation	Direct		DEB 1353908	47.074	Biological Sciences	43,070
National Science Foundation	Direct		DEB 1354048	47.074	Biological Sciences	40,112
National Science Foundation	Direct		DEB 1354625	47.074	Biological Sciences	6,017
National Science Foundation	Direct		EF 0811934	47.074	Biological Sciences	234,643
National Science Foundation	Direct		EF 0827493	47.074	Biological Sciences	102,619
National Science Foundation	Direct		EF 1038678	47.074	Biological Sciences	91,348
National Science Foundation	Direct		EF 1115030	47.074	Biological Sciences	19,457
National Science Foundation	Direct		EF 1115081	47.074	Biological Sciences	62,389
National Science Foundation	Direct		EF 1206134	47.074	Biological Sciences	129,775
National Science Foundation	Direct		EF 1303779	47.074	Biological Sciences	41,341
National Science Foundation	Direct		IOS 0723493	47.074	Biological Sciences	5,344
National Science Foundation	Direct		IOS 0952873	47.074	Biological Sciences	114,657
National Science Foundation	Direct		IOS 0953106	47.074	Biological Sciences	55,206
National Science Foundation	Direct		IOS 1051034	47.074	Biological Sciences	85,861
National Science Foundation	Direct		IOS 1121496	47.074	Biological Sciences	105,375
National Science Foundation	Direct		IOS 1121602	47.074	Biological Sciences	235,189
National Science Foundation	Direct		IOS 1145337	47.074	Biological Sciences	109,815
National Science Foundation	Direct		IOS 1146132	47.074	Biological Sciences	156,711
National Science Foundation	Direct		IOS 1146139	47.074	Biological Sciences	84,719
National Science Foundation	Direct		IOS 1255974	47.074	Biological Sciences	116,057
National Science Foundation	Direct		MCB 0718152	47.074	Biological Sciences	(2,113)
National Science Foundation	Direct		MCB 0950348	47.074	Biological Sciences	17,709
National Science Foundation	Direct		MCB 1021013	47.074	Biological Sciences	218,037
National Science Foundation	Direct		MCB 1021398	47.074	Biological Sciences	9,439
National Science Foundation	Direct		MCB 1050948	47.074	Biological Sciences	286,695
National Science Foundation	Direct		MCB 1120271	47.074	Biological Sciences	208,868
National Science Foundation	Direct		MCB 1121575	47.074	Biological Sciences	352,281
National Science Foundation	Direct		MCB 1157800	47.074	Biological Sciences	229,289
National Science Foundation	Direct		MCB 1329578	47.074	Biological Sciences	32,112
National Science Foundation	Direct		MCB-1329437	47.074	Biological Sciences	109,292
National Science Foundation	Pass-Through	Cornell University	61468-9773	47.074	Biological Sciences	789
National Science Foundation	Pass-Through	Marine Biological Laboratory	40985	47.074	Biological Sciences	158,721
National Science Foundation	Pass-Through	Michigan State University	RC062052UM	47.074	Biological Sciences	(1,462)
National Science Foundation	Pass-Through	Michigan State University	RC100168UM	47.074	Biological Sciences	249,792
National Science Foundation	Pass-Through	Michigan State University	RC103678UM	47.074	Biological Sciences	2,246
National Science Foundation	Pass-Through	University of California-San Diego	10301095	47.074	Biological Sciences	35,382
National Science Foundation	Pass-Through	University of Colorado	1548623 PO# 1000038477	47.074	Biological Sciences	21,133
National Science Foundation	Pass-Through	University of Maryland, The	Z370804	47.074	Biological Sciences	44,254
National Science Foundation	Pass-Through	University of Minnesota	H0441632901	47.074	Biological Sciences	(1,141)
						<u>\$ 6,387,023</u>
National Science Foundation	Direct		1157698	47.075	Social, Behavioral, and Economic Sciences	\$ 1,625,084
National Science Foundation	Direct		BCS 0709545	47.075	Social, Behavioral, and Economic Sciences	174,724
National Science Foundation	Direct		BCS 0717557	47.075	Social, Behavioral, and Economic Sciences	416
National Science Foundation	Direct		BCS 0820309	47.075	Social, Behavioral, and Economic Sciences	334,894
National Science Foundation	Direct		BCS 0822748	47.075	Social, Behavioral, and Economic Sciences	187,665

**The University of Michigan**  
**Schedule of Expenditures of Federal Awards**  
**For the Year Ended June 30, 2014**

<b>Cluster Title/Federal Grantor/Program</b>	<b>Type</b>	<b>Pass-Through Grantor</b>	<b>Award Identifier</b>	<b>CFDA Number</b>	<b>CFDA Program Title</b>	<b>Federal Expenditures</b>
National Science Foundation	Direct		BCS 0827313	47.075	Social, Behavioral, and Economic Sciences	147,667
National Science Foundation	Direct		BCS 0827316	47.075	Social, Behavioral, and Economic Sciences	19,503
National Science Foundation	Direct		BCS 0842446	47.075	Social, Behavioral, and Economic Sciences	28,315
National Science Foundation	Direct		BCS 0962807	47.075	Social, Behavioral, and Economic Sciences	78,261
National Science Foundation	Direct		BCS 0964424	47.075	Social, Behavioral, and Economic Sciences	84,301
National Science Foundation	Direct		BCS 1024857	47.075	Social, Behavioral, and Economic Sciences	38,089
National Science Foundation	Direct		BCS 1029056	47.075	Social, Behavioral, and Economic Sciences	23,646
National Science Foundation	Direct		BCS 1029403	47.075	Social, Behavioral, and Economic Sciences	2,298
National Science Foundation	Direct		BCS 1061111	47.075	Social, Behavioral, and Economic Sciences	2,880
National Science Foundation	Direct		BCS 1111019	47.075	Social, Behavioral, and Economic Sciences	208,721
National Science Foundation	Direct		BCS 1125519	47.075	Social, Behavioral, and Economic Sciences	127,202
National Science Foundation	Direct		BCS 1152819	47.075	Social, Behavioral, and Economic Sciences	123,239
National Science Foundation	Direct		BCS 1154785	47.075	Social, Behavioral, and Economic Sciences	(1,088)
National Science Foundation	Direct		BCS 1208369	47.075	Social, Behavioral, and Economic Sciences	16,913
National Science Foundation	Direct		BCS 1222819	47.075	Social, Behavioral, and Economic Sciences	3,229
National Science Foundation	Direct		BCS 1224697	47.075	Social, Behavioral, and Economic Sciences	8,064
National Science Foundation	Direct		BCS 1225317	47.075	Social, Behavioral, and Economic Sciences	2,642
National Science Foundation	Direct		BCS 1225872	47.075	Social, Behavioral, and Economic Sciences	1,890
National Science Foundation	Direct		BCS 1230268	47.075	Social, Behavioral, and Economic Sciences	8,345
National Science Foundation	Direct		BCS 1231790	47.075	Social, Behavioral, and Economic Sciences	1,063
National Science Foundation	Direct		BCS 1241811	47.075	Social, Behavioral, and Economic Sciences	11,249
National Science Foundation	Direct		BCS 1259122	47.075	Social, Behavioral, and Economic Sciences	138,696
National Science Foundation	Direct		BCS 1263150	47.075	Social, Behavioral, and Economic Sciences	90,928
National Science Foundation	Direct		BCS 1264315	47.075	Social, Behavioral, and Economic Sciences	76,662
National Science Foundation	Direct		BCS 1303019	47.075	Social, Behavioral, and Economic Sciences	23,122
National Science Foundation	Direct		BCS 1322330	47.075	Social, Behavioral, and Economic Sciences	5,109
National Science Foundation	Direct		BCS 1322346	47.075	Social, Behavioral, and Economic Sciences	2,783
National Science Foundation	Direct		BCS 1322544	47.075	Social, Behavioral, and Economic Sciences	14,392
National Science Foundation	Direct		BCS 1322558	47.075	Social, Behavioral, and Economic Sciences	7,275
National Science Foundation	Direct		BCS 1333279	47.075	Social, Behavioral, and Economic Sciences	12,908
National Science Foundation	Direct		BCS 1333539	47.075	Social, Behavioral, and Economic Sciences	13,162
National Science Foundation	Direct		BCS 1339216	47.075	Social, Behavioral, and Economic Sciences	14,503
National Science Foundation	Direct		BCS 1340911	47.075	Social, Behavioral, and Economic Sciences	15,560
National Science Foundation	Direct		BCS 1341211	47.075	Social, Behavioral, and Economic Sciences	15,160
National Science Foundation	Direct		BCS 1341329	47.075	Social, Behavioral, and Economic Sciences	25,194
National Science Foundation	Direct		BCS 1356811	47.075	Social, Behavioral, and Economic Sciences	2,157
National Science Foundation	Direct		BCS-0818478	47.075	Social, Behavioral, and Economic Sciences	216,327
National Science Foundation	Direct		BCS-1226724	47.075	Social, Behavioral, and Economic Sciences	4,422
National Science Foundation	Direct		BCS-1258616	47.075	Social, Behavioral, and Economic Sciences	17,181
National Science Foundation	Direct		BCS1354814	47.075	Social, Behavioral, and Economic Sciences	3,160
National Science Foundation	Direct		SES 0518943	47.075	Social, Behavioral, and Economic Sciences	834,690
National Science Foundation	Direct		SES 0535334	47.075	Social, Behavioral, and Economic Sciences	304
National Science Foundation	Direct		SES 0824737	47.075	Social, Behavioral, and Economic Sciences	(52)
National Science Foundation	Direct		SES 0915467	47.075	Social, Behavioral, and Economic Sciences	1,377
National Science Foundation	Direct		SES 0920045	47.075	Social, Behavioral, and Economic Sciences	1,764
National Science Foundation	Direct		SES 0922340	47.075	Social, Behavioral, and Economic Sciences	(3,052)
National Science Foundation	Direct		SES 0937727	47.075	Social, Behavioral, and Economic Sciences	526,621
National Science Foundation	Direct		SES 0962219	47.075	Social, Behavioral, and Economic Sciences	92,257
National Science Foundation	Direct		SES 0962492	47.075	Social, Behavioral, and Economic Sciences	19,775
National Science Foundation	Direct		SES 1021915	47.075	Social, Behavioral, and Economic Sciences	48,191
National Science Foundation	Direct		SES 1023231	47.075	Social, Behavioral, and Economic Sciences	260,808
National Science Foundation	Direct		SES 1023727	47.075	Social, Behavioral, and Economic Sciences	19,731
National Science Foundation	Direct		SES 1024544	47.075	Social, Behavioral, and Economic Sciences	12,652
National Science Foundation	Direct		SES 1027004	47.075	Social, Behavioral, and Economic Sciences	5,560
National Science Foundation	Direct		SES 1059758	47.075	Social, Behavioral, and Economic Sciences	248,004
National Science Foundation	Direct		SES 1060708	47.075	Social, Behavioral, and Economic Sciences	20,821
National Science Foundation	Direct		SES 1060891	47.075	Social, Behavioral, and Economic Sciences	2,794
National Science Foundation	Direct		SES 1061018	47.075	Social, Behavioral, and Economic Sciences	61,741
National Science Foundation	Direct		SES 1061831	47.075	Social, Behavioral, and Economic Sciences	109,532
National Science Foundation	Direct		SES 1061930	47.075	Social, Behavioral, and Economic Sciences	71,241
National Science Foundation	Direct		SES 1120976	47.075	Social, Behavioral, and Economic Sciences	35,254
National Science Foundation	Direct		SES 1122994	47.075	Social, Behavioral, and Economic Sciences	114,260
National Science Foundation	Direct		SES 1127570	47.075	Social, Behavioral, and Economic Sciences	64,883
National Science Foundation	Direct		SES 1129665	47.075	Social, Behavioral, and Economic Sciences	5,830
National Science Foundation	Direct		SES 1129689	47.075	Social, Behavioral, and Economic Sciences	792
National Science Foundation	Direct		SES 1131500	47.075	Social, Behavioral, and Economic Sciences	508,228
National Science Foundation	Direct		SES 1155146	47.075	Social, Behavioral, and Economic Sciences	3,047
National Science Foundation	Direct		SES 1229261	47.075	Social, Behavioral, and Economic Sciences	34,497
National Science Foundation	Direct		SES 1229894	47.075	Social, Behavioral, and Economic Sciences	6,763
National Science Foundation	Direct		SES 1229957	47.075	Social, Behavioral, and Economic Sciences	307,198



**The University of Michigan**  
**Schedule of Expenditures of Federal Awards**  
**For the Year Ended June 30, 2014**

Cluster Title/Federal Grantor/Program	Type	Pass-Through Grantor	Award Identifier	CFDA Number	CFDA Program Title	Federal Expenditures
National Science Foundation	Direct		SES 1230017	47.075	Social, Behavioral, and Economic Sciences	87,317
National Science Foundation	Direct		SES 1243043	47.075	Social, Behavioral, and Economic Sciences	11,689
National Science Foundation	Direct		SES 1244671	47.075	Social, Behavioral, and Economic Sciences	164,679
National Science Foundation	Direct		SES 1247565	47.075	Social, Behavioral, and Economic Sciences	225,300
National Science Foundation	Direct		SES 1260476	47.075	Social, Behavioral, and Economic Sciences	20,561
National Science Foundation	Direct		SES 1260911	47.075	Social, Behavioral, and Economic Sciences	18,532
National Science Foundation	Direct		SES 1302027	47.075	Social, Behavioral, and Economic Sciences	33,236
National Science Foundation	Direct		SES 1322774	47.075	Social, Behavioral, and Economic Sciences	13,413
National Science Foundation	Direct		SES 1325881	47.075	Social, Behavioral, and Economic Sciences	107,496
National Science Foundation	Direct		SES 1353293	47.075	Social, Behavioral, and Economic Sciences	9,759
National Science Foundation	Direct		SES-0924250	47.075	Social, Behavioral, and Economic Sciences	53,406
National Science Foundation	Direct		SES-0961868	47.075	Social, Behavioral, and Economic Sciences	8,789
National Science Foundation	Direct		SES-1026225	47.075	Social, Behavioral, and Economic Sciences	119,220
National Science Foundation	Direct		SES-1154687	47.075	Social, Behavioral, and Economic Sciences	141,343
National Science Foundation	Direct		SES1324689	47.075	Social, Behavioral, and Economic Sciences	57,500
National Science Foundation	Direct		SES1326365	47.075	Social, Behavioral, and Economic Sciences	44,585
National Science Foundation	Direct		SES1357561	47.075	Social, Behavioral, and Economic Sciences	19,457
National Science Foundation	Direct		SES-1419604	47.075	Social, Behavioral, and Economic Sciences	12,510
National Science Foundation	Direct		SMA 1062317	47.075	Social, Behavioral, and Economic Sciences	92,796
National Science Foundation	Direct		SMA 1158711	47.075	Social, Behavioral, and Economic Sciences	124,898
National Science Foundation	Direct		SMA 1258891	47.075	Social, Behavioral, and Economic Sciences	146,533
National Science Foundation	Direct		SMA 1262447	47.075	Social, Behavioral, and Economic Sciences	79,672
National Science Foundation	Pass-Through	American Geographers, Association of	Subcontract # F7110	47.075	Social, Behavioral, and Economic Sciences	38,454
National Science Foundation	Pass-Through	Arizona State University	subaward no 13-066	47.075	Social, Behavioral, and Economic Sciences	120,955
National Science Foundation	Pass-Through	Cornell University	64184 9947	47.075	Social, Behavioral, and Economic Sciences	28,903
National Science Foundation	Pass-Through	Duke University	13-NSF-1004	47.075	Social, Behavioral, and Economic Sciences	(4,546)
National Science Foundation	Pass-Through	Syracuse University	25050 02898 S02 Prime BCS 1132	47.075	Social, Behavioral, and Economic Sciences	9,717
National Science Foundation	Pass-Through	University of Arizona	Y553599	47.075	Social, Behavioral, and Economic Sciences	3,090
National Science Foundation	Pass-Through	University of California-San Diego	1127643	47.075	Social, Behavioral, and Economic Sciences	56,313
						<u>\$ 9,219,001</u>
National Science Foundation	Direct		1231347	47.076	Education and Human Resources	\$ 102,555
National Science Foundation	Direct		1345231	47.076	Education and Human Resources	145,108
National Science Foundation	Direct		DGE 0654014	47.076	Education and Human Resources	58,441
National Science Foundation	Direct		DGE 0718128	47.076	Education and Human Resources	(3,637)
National Science Foundation	Direct		DGE 0903629	47.076	Education and Human Resources	539,979
National Science Foundation	Direct		DGE 1256260	47.076	Education and Human Resources	7,497,352
National Science Foundation	Direct		DRL 0730348	47.076	Education and Human Resources	4,499
National Science Foundation	Direct		DRL 0745474	47.076	Education and Human Resources	106,242
National Science Foundation	Direct		DRL 0818406	47.076	Education and Human Resources	(2,818)
National Science Foundation	Direct		DRL 0822038	47.076	Education and Human Resources	546,578
National Science Foundation	Direct		DRL 0918425	47.076	Education and Human Resources	580,207
National Science Foundation	Direct		DRL 0918590	47.076	Education and Human Resources	869,646
National Science Foundation	Direct		DRL 1007753	47.076	Education and Human Resources	121,896
National Science Foundation	Direct		DRL 1008317	47.076	Education and Human Resources	623,919
National Science Foundation	Direct		DRL 1008327	47.076	Education and Human Resources	396,368
National Science Foundation	Direct		DRL 1019513	47.076	Education and Human Resources	109,077
National Science Foundation	Direct		DRL 1020027	47.076	Education and Human Resources	308,141
National Science Foundation	Direct		DRL 1108778	47.076	Education and Human Resources	239,825
National Science Foundation	Direct		DRL 1118628	47.076	Education and Human Resources	1,181
National Science Foundation	Direct		DRL 1118745	47.076	Education and Human Resources	428,094
National Science Foundation	Direct		DRL 1240128	47.076	Education and Human Resources	3,535
National Science Foundation	Direct		DRL 1251862	47.076	Education and Human Resources	18,312
National Science Foundation	Direct		DRL 1316571	47.076	Education and Human Resources	99,122
National Science Foundation	Direct		DUE 0816517	47.076	Education and Human Resources	12,336
National Science Foundation	Direct		DUE 0840642	47.076	Education and Human Resources	77,400
National Science Foundation	Direct		DUE 0849874	47.076	Education and Human Resources	(780)
National Science Foundation	Direct		DUE 0920057	47.076	Education and Human Resources	10,000
National Science Foundation	Direct		DUE 0927725	47.076	Education and Human Resources	62,586
National Science Foundation	Direct		DUE 0928103	47.076	Education and Human Resources	198,158
National Science Foundation	Direct		DUE 0934678	47.076	Education and Human Resources	29,158
National Science Foundation	Direct		DUE 0941924	47.076	Education and Human Resources	24,039
National Science Foundation	Direct		DUE 0966161	47.076	Education and Human Resources	224,639
National Science Foundation	Direct		DUE 1036683	47.076	Education and Human Resources	18,937
National Science Foundation	Direct		DUE 1050953	47.076	Education and Human Resources	(3,183)
National Science Foundation	Direct		DUE 1118626	47.076	Education and Human Resources	5,664
National Science Foundation	Direct		DUE 1122742	47.076	Education and Human Resources	154,638
National Science Foundation	Direct		DUE 1161121	47.076	Education and Human Resources	143,026
National Science Foundation	Direct		DUE 1240409	47.076	Education and Human Resources	414,231
National Science Foundation	Direct		DUE 1245127	47.076	Education and Human Resources	145,210

**The University of Michigan**  
**Schedule of Expenditures of Federal Awards**  
**For the Year Ended June 30, 2014**

Cluster Title/Federal Grantor/Program	Type	Pass-Through Grantor	Award Identifier	CFDA Number	CFDA Program Title	Federal Expenditures
National Science Foundation	Direct		DUE 1259395	47.076	Education and Human Resources	174,566
National Science Foundation	Direct		DUE 1322552	47.076	Education and Human Resources	27,002
National Science Foundation	Direct		DUE 1347697	47.076	Education and Human Resources	148,694
National Science Foundation	Direct		DUE 1347718	47.076	Education and Human Resources	18,900
National Science Foundation	Direct		DUE 1416953	47.076	Education and Human Resources	33,160
National Science Foundation	Direct		DUE-1140175	47.076	Education and Human Resources	7,839
National Science Foundation	Direct		DUE-1140256	47.076	Education and Human Resources	64,319
National Science Foundation	Direct		ESI 0554416	47.076	Education and Human Resources	7,111
National Science Foundation	Direct		HRD 0450063	47.076	Education and Human Resources	56,603
National Science Foundation	Direct		HRD 0936434	47.076	Education and Human Resources	59,456
National Science Foundation	Direct		HRD 1002528	47.076	Education and Human Resources	807,449
National Science Foundation	Direct		HRD 1038099	47.076	Education and Human Resources	208,723
National Science Foundation	Direct		HRD 1110556	47.076	Education and Human Resources	9,095
National Science Foundation	Direct		HRD 1216750	47.076	Education and Human Resources	25,047
National Science Foundation	Direct		HRD 1305932	47.076	Education and Human Resources	127,060
National Science Foundation	Direct		HRD-1348619	47.076	Education and Human Resources	293,446
National Science Foundation	Pass-Through	American Educational Research Association	Letter Dated 10/31/13	47.076	Education and Human Resources	6,420
National Science Foundation	Pass-Through	Florida Atlantic University	URJ32	47.076	Education and Human Resources	96,125
National Science Foundation	Pass-Through	Florida International University	800001088-01	47.076	Education and Human Resources	34,041
National Science Foundation	Pass-Through	Harvard University	108075-5026906	47.076	Education and Human Resources	116,395
National Science Foundation	Pass-Through	Harvard University	123658 5039998	47.076	Education and Human Resources	5,784
National Science Foundation	Pass-Through	Illinois State University	11C128.09	47.076	Education and Human Resources	3,373
National Science Foundation	Pass-Through	Mathematical Association of America	MOU	47.076	Education and Human Resources	7,336
National Science Foundation	Pass-Through	Michigan State University	RC101276UM	47.076	Education and Human Resources	26,687
National Science Foundation	Pass-Through	SRI International	115-000028	47.076	Education and Human Resources	26,623
National Science Foundation	Pass-Through	The Algebra Project, Inc	ESI-0822175	47.076	Education and Human Resources	23,907
National Science Foundation	Pass-Through	University of California - Berkeley	DRL0822119/00007899/BB00014193	47.076	Education and Human Resources	7,693
National Science Foundation	Pass-Through	University of Colorado	1549246/PO# 100104659	47.076	Education and Human Resources	5,296
National Science Foundation	Pass-Through	University of Denver	SC37058A-02-00	47.076	Education and Human Resources	77,856
National Science Foundation	Pass-Through	University of Maryland, The	Z411102	47.076	Education and Human Resources	52,242
National Science Foundation	Pass-Through	University of Massachusetts	S 2013 20541	47.076	Education and Human Resources	115,046
						<b>\$ 16,982,975</b>
National Science Foundation	Direct		ANT 1043367	47.078	Polar Programs	\$ (3,614)
National Science Foundation	Direct		ANT 1149085	47.078	Polar Programs	10,090
National Science Foundation	Direct		ANT 1245580	47.078	Polar Programs	78,014
National Science Foundation	Direct		ARC 1022876	47.078	Polar Programs	73,514
National Science Foundation	Direct		ARC 1023387	47.078	Polar Programs	63,062
National Science Foundation	Direct		ARC 1064535	47.078	Polar Programs	37,318
National Science Foundation	Direct		ARC 1107369	47.078	Polar Programs	101,011
National Science Foundation	Direct		ARC 1107593	47.078	Polar Programs	87,231
National Science Foundation	Direct		ARC 1253154	47.078	Polar Programs	65,551
National Science Foundation	Pass-Through	Woods Hole Oceanographic Institute	A100793	47.078	Polar Programs	10,711
						<b>\$ 522,888</b>
National Science Foundation	Direct		OISE 0729709	47.079	Office of International and Integrative Activities	\$ 142,600
National Science Foundation	Direct		OISE 1132725	47.079	Office of International and Integrative Activities	277
National Science Foundation	Direct		OISE 1159513	47.079	Office of International and Integrative Activities	17,953
National Science Foundation	Direct		OISE 1322540	47.079	Office of International and Integrative Activities	5,807
National Science Foundation	Pass-Through	CRDF Global	Agreement	47.079	Office of International and Integrative Activities	458
						<b>\$ 167,095</b>
National Science Foundation	Direct		OCI 0940824	47.080	Office of Cyberinfrastructure	\$ 1,238,128
National Science Foundation	Direct		OCI 0948113	47.080	Office of Cyberinfrastructure	12,118
National Science Foundation	Direct		OCI 1025618	47.080	Office of Cyberinfrastructure	18,194
National Science Foundation	Direct		OCI 1041313	47.080	Office of Cyberinfrastructure	129,315
National Science Foundation	Direct		OCI 1047871	47.080	Office of Cyberinfrastructure	(5,192)
National Science Foundation	Direct		OCI 1245488	47.080	Office of Cyberinfrastructure	160,739
National Science Foundation	Direct		OCI 1301874	47.080	Office of Cyberinfrastructure	36,802
National Science Foundation	Direct		OCI-1216723	47.080	Office of Cyberinfrastructure	24,166
National Science Foundation	Pass-Through	California Institute of Technology	42B-1093325	47.080	Office of Cyberinfrastructure	92,535
National Science Foundation	Pass-Through	Carnegie Institution of Washington	9-10476-01	47.080	Office of Cyberinfrastructure	258,337
National Science Foundation	Pass-Through	Cornell University	OCI 1301874	47.080	Office of Cyberinfrastructure	3,631
National Science Foundation	Pass-Through	State University of New York at Buffalo	PTAEO#1087905/2/54259	47.080	Office of Cyberinfrastructure	60,930
National Science Foundation	Pass-Through	University of Georgia	RR197-017/4940786	47.080	Office of Cyberinfrastructure	91,050
National Science Foundation	Pass-Through	University of Georgia	RR197-021/4940116	47.080	Office of Cyberinfrastructure	3,772
National Science Foundation	Pass-Through	University of Minnesota	H002341902	47.080	Office of Cyberinfrastructure	57,117
						<b>\$ 2,181,642</b>

**The University of Michigan**  
**Schedule of Expenditures of Federal Awards**  
**For the Year Ended June 30, 2014**

Cluster Title/Federal Grantor/Program	Type	Pass-Through Grantor	Award Identifier	CFDA Number	CFDA Program Title	Federal Expenditures
National Science Foundation	Direct		CMMI 1300815	47.081	Office of Experimental Program to Stimulate Competitive Research	\$ 20,357
			Total National Science Foundation			<u>\$ 91,782,213</u>
Smithsonian Institution	Direct		497405	60.N/A		\$ 2,466
Smithsonian Institution	Direct		Email dtd 12/9/08	60.N/A		35
Smithsonian Institution	Direct		PF1-120087	60.N/A		62,023
Smithsonian Institution	Direct		SV1-81002	60.N/A		82,632
						<u>\$ 147,156</u>
Smithsonian Institution	Direct		AR3-14012X	43.001	Science	\$ 10,525
Smithsonian Institution	Direct		DD2-13061X	43.001	Science	12,763
Smithsonian Institution	Direct		DDA-12055X	43.001	Science	(41)
Smithsonian Institution	Direct		G02-13111X	43.001	Science	33,374
Smithsonian Institution	Direct		G03-14048X	43.001	Science	32,164
Smithsonian Institution	Direct		G03-14097X	43.001	Science	3,449
Smithsonian Institution	Direct		G09-0089X	43.001	Science	16,369
Smithsonian Institution	Direct		GO0-11056X	43.001	Science	21,939
Smithsonian Institution	Direct		GO0-11112A	43.001	Science	13,858
Smithsonian Institution	Direct		GO1-12042X	43.001	Science	13,878
Smithsonian Institution	Direct		GO1-12170X	43.001	Science	61,458
Smithsonian Institution	Direct		GO2-13043X	43.001	Science	14,170
Smithsonian Institution	Direct		GO2-13054X	43.001	Science	9,152
Smithsonian Institution	Direct		GO3-14034A	43.001	Science	(18)
Smithsonian Institution	Direct		GO3-14036X	43.001	Science	22,674
Smithsonian Institution	Direct		GO3-14116X	43.001	Science	36,374
Smithsonian Institution	Direct		GO9-0036X	43.001	Science	25,482
Smithsonian Institution	Direct		PF3-140111	43.001	Science	110,745
Smithsonian Institution	Direct		TM1-12007X	43.001	Science	2,713
Smithsonian Institution	Direct		TM3-14008X	43.001	Science	22,241
						<u>\$ 463,269</u>
			Total Smithsonian Institution			<u>\$ 610,425</u>
Veterans Affairs, Department of	Direct		074534-IPA Shiratshuchi, Hiroe	64.N/A		\$ 4,370
Veterans Affairs, Department of	Direct		506-D37031	64.N/A		10,955
Veterans Affairs, Department of	Direct		IPA - Clogston, Julia	64.N/A		3,872
Veterans Affairs, Department of	Direct		IPA - Enchakalody, Binu	64.N/A		7,259
Veterans Affairs, Department of	Direct		IPA - Geisser, Michael	64.N/A		3,549
Veterans Affairs, Department of	Direct		IPA - Giger, Roman	64.N/A		8,262
Veterans Affairs, Department of	Direct		IPA - Ha, Jinkyung	64.N/A		18,344
Veterans Affairs, Department of	Direct		IPA - Harris, Richard	64.N/A		4,305
Veterans Affairs, Department of	Direct		IPA - Hayes, Elizabeth	64.N/A		26,671
Veterans Affairs, Department of	Direct		IPA - Hickner, Andrew	64.N/A		1,808
Veterans Affairs, Department of	Direct		IPA - Jane Banaszak-Holl	64.N/A		1,406
Veterans Affairs, Department of	Direct		-IPA - Jeffreys, Thomas	64.N/A		10,670
Veterans Affairs, Department of	Direct		IPA - Kruger, Grant	64.N/A		20,731
Veterans Affairs, Department of	Direct		IPA - Leslie Swanson	64.N/A		9,734
Veterans Affairs, Department of	Direct		IPA - Liu, Tiecheng	64.N/A		17,816
Veterans Affairs, Department of	Direct		IPA - Minderovic, Christine	64.N/A		33,773
Veterans Affairs, Department of	Direct		IPA - Mortensen, Richard	64.N/A		7,100
Veterans Affairs, Department of	Direct		IPA - Muller, Martijn	64.N/A		39,993
Veterans Affairs, Department of	Direct		IPA - Ramirez, Gabriela	64.N/A		393
Veterans Affairs, Department of	Direct		IPA - Sarosh, Cyrus	64.N/A		6,229
Veterans Affairs, Department of	Direct		IPA - Sarosh, Cyrus	64.N/A		24,693
Veterans Affairs, Department of	Direct		IPA - Scarpance, Diane	64.N/A		124,099
Veterans Affairs, Department of	Direct		IPA - Stewart, Andrew	64.N/A		83
Veterans Affairs, Department of	Direct		IPA - VanPoppelen, Celeste	64.N/A		10,274
Veterans Affairs, Department of	Direct		IPA - Williams, David	64.N/A		1,970
Veterans Affairs, Department of	Direct		IPA - Yang, Yuting	64.N/A		(411)
Veterans Affairs, Department of	Direct		IPA Agreement	64.N/A		6,578
Veterans Affairs, Department of	Direct		IPA Agreement - Julie Rumble F	64.N/A		32,355
Veterans Affairs, Department of	Direct		IPA Ajlen, Aaron	64.N/A		11,807
Veterans Affairs, Department of	Direct		IPA Ajlen, Aaron	64.N/A		31,462
Veterans Affairs, Department of	Direct		IPA Almirall, Daniel	64.N/A		9,766
Veterans Affairs, Department of	Direct		IPA ALMIRALL,DANIEL	64.N/A		210
Veterans Affairs, Department of	Direct		IPA Arnedt, John Todd	64.N/A		12,840
Veterans Affairs, Department of	Direct		IPA Arnedt, John Todd	64.N/A		2,554
Veterans Affairs, Department of	Direct		IPA Barr,Kate	64.N/A		6,654
Veterans Affairs, Department of	Direct		IPA Baumgart, Michelle	64.N/A		5,368
Veterans Affairs, Department of	Direct		IPA Bayliss, Jill	64.N/A		(1,205)

**The University of Michigan**  
**Schedule of Expenditures of Federal Awards**  
**For the Year Ended June 30, 2014**

Cluster Title/Federal Grantor/Program	Type	Pass-Through Grantor	Award Identifier	CFDA Number	CFDA Program Title	Federal Expenditures
Veterans Affairs, Department of	Direct		IPA Boone, Sybil	64.N/A		11,213
Veterans Affairs, Department of	Direct		IPA Borjigin, Jimo	64.N/A		3,928
Veterans Affairs, Department of	Direct		IPA Borjigin, Jimo	64.N/A		11,711
Veterans Affairs, Department of	Direct		IPA Brogan, Brandon	64.N/A		1,245
Veterans Affairs, Department of	Direct		IPA Bull, Joseph	64.N/A		41
Veterans Affairs, Department of	Direct		IPA Bull, Joseph	64.N/A		27,441
Veterans Affairs, Department of	Direct		IPA Burek, Karen	64.N/A		57,354
Veterans Affairs, Department of	Direct		IPA Burek,Karen	64.N/A		19,057
Veterans Affairs, Department of	Direct		IPA Burton, Mary	64.N/A		24,768
Veterans Affairs, Department of	Direct		IPA Burton, Mary	64.N/A		7,762
Veterans Affairs, Department of	Direct		IPA Campbell, Phillip	64.N/A		(3,162)
Veterans Affairs, Department of	Direct		IPA Carbajal, Kevin	64.N/A		11,928
Veterans Affairs, Department of	Direct		IPA Chelilim, Kibichii	64.N/A		9,246
Veterans Affairs, Department of	Direct		IPA Chen, Jenny	64.N/A		(630)
Veterans Affairs, Department of	Direct		IPA Clauw, Andrew	64.N/A		4,554
Veterans Affairs, Department of	Direct		IPA- Clauw, Daniel	64.N/A		456
Veterans Affairs, Department of	Direct		IPA Collins, Stacey	64.N/A		67,410
Veterans Affairs, Department of	Direct		IPA Collins, Stacey	64.N/A		13,873
Veterans Affairs, Department of	Direct		IPA Conner, Sarah	64.N/A		12,773
Veterans Affairs, Department of	Direct		IPA Connochie, Daniel	64.N/A		13,086
Veterans Affairs, Department of	Direct		IPA Conroy, Deirdre	64.N/A		11,245
Veterans Affairs, Department of	Direct		IPA Conroy, Deirdre	64.N/A		2,288
Veterans Affairs, Department of	Direct		IPA Considine, Shannon	64.N/A		13,633
Veterans Affairs, Department of	Direct		IPA Folhadella, Ana	64.N/A		5,559
Veterans Affairs, Department of	Direct		IPA Fries, Brant	64.N/A		21,868
Veterans Affairs, Department of	Direct		IPA Fries, Brant	64.N/A		65,274
Veterans Affairs, Department of	Direct		IPA Galecki, Andrzej	64.N/A		2,139
Veterans Affairs, Department of	Direct		IPA Galecki, Andrzej	64.N/A		6,376
Veterans Affairs, Department of	Direct		IPA Galecki, Artur	64.N/A		4,615
Veterans Affairs, Department of	Direct		IPA Geisser, Michael	64.N/A		2,600
Veterans Affairs, Department of	Direct		IPA GIGER, ROMAN	64.N/A		22,429
Veterans Affairs, Department of	Direct		IPA Gorelik, Gabriela	64.N/A		44,225
Veterans Affairs, Department of	Direct		-IPA Gorelik, Gabriela	64.N/A		13,480
Veterans Affairs, Department of	Direct		-IPA Grasberger, Helmut	64.N/A		16,053
Veterans Affairs, Department of	Direct		IPA Greene, Michael	64.N/A		9,211
Veterans Affairs, Department of	Direct		IPA Greene, Michael Todd	64.N/A		3,079
Veterans Affairs, Department of	Direct		IPA Greene, Michael Todd	64.N/A		9,211
Veterans Affairs, Department of	Direct		IPA- Greene, Michael Todd	64.N/A		2,961
Veterans Affairs, Department of	Direct		IPA Guo,Chiao	64.N/A		11,399
Veterans Affairs, Department of	Direct		IPA Halsey, Karin	64.N/A		3,126
Veterans Affairs, Department of	Direct		IPA Harris, Richard E.	64.N/A		10,795
Veterans Affairs, Department of	Direct		IPA Harte, Steven E.	64.N/A		7,498
Veterans Affairs, Department of	Direct		IPA HE, FANG	64.N/A		46,713
Veterans Affairs, Department of	Direct		IPA Hemati-Schroat, Nahid	64.N/A		406
Veterans Affairs, Department of	Direct		IPA Hinkovska-Galcheva, Vania	64.N/A		26,464
Veterans Affairs, Department of	Direct		IPA Hinkovska-Galcheva, Vania	64.N/A		42,468
Veterans Affairs, Department of	Direct		IPA Ho, Shaun	64.N/A		15,917
Veterans Affairs, Department of	Direct		IPA Howes, Margaret	64.N/A		7,121
Veterans Affairs, Department of	Direct		IPA Hsueh-Ling, Chang (Shelly)	64.N/A		6,208
Veterans Affairs, Department of	Direct		IPA Huber, Amanda	64.N/A		8,206
Veterans Affairs, Department of	Direct		IPA Huber, Amanda	64.N/A		14,298
Veterans Affairs, Department of	Direct		IPA Ignacio, Rosalinda	64.N/A		19,599
Veterans Affairs, Department of	Direct		IPA Jannausch, Mary	64.N/A		18,157
Veterans Affairs, Department of	Direct		IPA Jennens, Joanna	64.N/A		6,069
Veterans Affairs, Department of	Direct		IPA Jones, Tina	64.N/A		21,753
Veterans Affairs, Department of	Direct		IPA Jones, Tina Hutchinson	64.N/A		37,503
Veterans Affairs, Department of	Direct		IPA Kabeto, Mohammed	64.N/A		15,367
Veterans Affairs, Department of	Direct		IPA Kahn, Valerie	64.N/A		5,383
Veterans Affairs, Department of	Direct		IPA Kaselitz, Elizabeth	64.N/A		7,433
Veterans Affairs, Department of	Direct		IPA Kelly, Robert	64.N/A		65,047
Veterans Affairs, Department of	Direct		IPA Kim	64.N/A		4,914
Veterans Affairs, Department of	Direct		IPA Kim, Hyungiin Myra	64.N/A		38,670
Veterans Affairs, Department of	Direct		IPA King, Anthony	64.N/A		1,765
Veterans Affairs, Department of	Direct		IPA Kirch, Matthias	64.N/A		3,413
Veterans Affairs, Department of	Direct		IPA Klein, Debbie	64.N/A		20,899
Veterans Affairs, Department of	Direct		IPA Konarz, Brittany	64.N/A		6,411
Veterans Affairs, Department of	Direct		IPA Koziol, Leo	64.N/A		37,027
Veterans Affairs, Department of	Direct		IPA Krans, Amy	64.N/A		13,663
Veterans Affairs, Department of	Direct		IPA Krans, Amy	64.N/A		42,150
Veterans Affairs, Department of	Direct		IPA Kruger, Grant	64.N/A		3,234

**The University of Michigan**  
**Schedule of Expenditures of Federal Awards**  
**For the Year Ended June 30, 2014**

Cluster Title/Federal Grantor/Program	Type	Pass-Through Grantor	Award Identifier	CFDA Number	CFDA Program Title	Federal Expenditures
Veterans Affairs, Department of	Direct		IPA Kwan, Raymond	64.N/A		17,020
Veterans Affairs, Department of	Direct		IPA Kwan, Raymond	64.N/A		51,514
Veterans Affairs, Department of	Direct		IPA Larkin, Lindsey	64.N/A		3,952
Veterans Affairs, Department of	Direct		IPA Lee Soo Jung	64.N/A		(4,147)
Veterans Affairs, Department of	Direct		IPA Lee, Soo Jung	64.N/A		34,354
Veterans Affairs, Department of	Direct		IPA Levoska, Melissa	64.N/A		457
Veterans Affairs, Department of	Direct		IPA Lewis, Danielle	64.N/A		14,646
Veterans Affairs, Department of	Direct		IPA Lewis, Danielle	64.N/A		43,777
Veterans Affairs, Department of	Direct		IPA Li, Duan	64.N/A		24,870
Veterans Affairs, Department of	Direct		IPA Liu, Tiecheng	64.N/A		53,719
Veterans Affairs, Department of	Direct		IPA Lou, Wei	64.N/A		10,723
Veterans Affairs, Department of	Direct		IPA Lyden, Angela	64.N/A		(103)
Veterans Affairs, Department of	Direct		IPA Lyden, Angela	64.N/A		18,803
Veterans Affairs, Department of	Direct		IPA Lyden, Angela	64.N/A		14,874
Veterans Affairs, Department of	Direct		IPA MacCormack, Elizabeth	64.N/A		33,235
Veterans Affairs, Department of	Direct		IPA Magoc, Emily	64.N/A		6,212
Veterans Affairs, Department of	Direct		IPA Mao, Maria	64.N/A		15,049
Veterans Affairs, Department of	Direct		IPA Mase, Rebecca	64.N/A		74,899
Veterans Affairs, Department of	Direct		IPA Mauch, Roseanne	64.N/A		10,523
Veterans Affairs, Department of	Direct		IPA Mauch, Roseanne	64.N/A		30,251
Veterans Affairs, Department of	Direct		IPA McCammon, Ryan Jay	64.N/A		21,687
Veterans Affairs, Department of	Direct		IPA McCloskey, Lisa	64.N/A		7,114
Veterans Affairs, Department of	Direct		IPA McCloskey, Lisa	64.N/A		14,110
Veterans Affairs, Department of	Direct		IPA Metko, Valbona	64.N/A		15,975
Veterans Affairs, Department of	Direct		IPA Metko, Valbona	64.N/A		37,773
Veterans Affairs, Department of	Direct		IPA Meyers, Jessica	64.N/A		(6,858)
Veterans Affairs, Department of	Direct		IPA Miller, Erin	64.N/A		6,161
Veterans Affairs, Department of	Direct		IPA Miller, Erin	64.N/A		68,310
Veterans Affairs, Department of	Direct		IPA Minderovic, Christine Mine	64.N/A		16,731
Veterans Affairs, Department of	Direct		IPA Mobely, Linda	64.N/A		6,214
Veterans Affairs, Department of	Direct		IPA Moore, Ian	64.N/A		12,137
Veterans Affairs, Department of	Direct		IPA Morag, Yoav	64.N/A		1,018
Veterans Affairs, Department of	Direct		IPA Muller, Martijn	64.N/A		17,703
Veterans Affairs, Department of	Direct		IPA Murphy, Geoffrey	64.N/A		1,465
Veterans Affairs, Department of	Direct		IPA Murphy, Geoffrey	64.N/A		11,079
Veterans Affairs, Department of	Direct		IPA Murphy, Geoffrey	64.N/A		4,432
Veterans Affairs, Department of	Direct		IPA Myers, Aimee	64.N/A		13,523
Veterans Affairs, Department of	Direct		IPA Myers, Aimee	64.N/A		26,541
Veterans Affairs, Department of	Direct		IPA Nabozny, Martina	64.N/A		14,384
Veterans Affairs, Department of	Direct		IPA Nabozny, Martina	64.N/A		43,769
Veterans Affairs, Department of	Direct		IPA Newhouse, William	64.N/A		3,894
Veterans Affairs, Department of	Direct		IPA Nowak, Mike	64.N/A		8,092
Veterans Affairs, Department of	Direct		IPA Nulph, Philip	64.N/A		12,773
Veterans Affairs, Department of	Direct		IPA Nyquist, Linda	64.N/A		10,323
Veterans Affairs, Department of	Direct		IPA Nyquist, Linda	64.N/A		23,253
Veterans Affairs, Department of	Direct		IPA O'Reilly, Dennis	64.N/A		14,198
Veterans Affairs, Department of	Direct		IPA Patel, Nita	64.N/A		16,263
Veterans Affairs, Department of	Direct		IPA Patel, Nita	64.N/A		75,717
Veterans Affairs, Department of	Direct		IPA Perron, Brian	64.N/A		7,562
Veterans Affairs, Department of	Direct		IPA Petrou, Myria	64.N/A		8,677
Veterans Affairs, Department of	Direct		IPA Petrou, Myria	64.N/A		24,237
Veterans Affairs, Department of	Direct		IPA Qiu, Yafeng	64.N/A		11,947
Veterans Affairs, Department of	Direct		IPA Qiu, Yafeng	64.N/A		11,947
Veterans Affairs, Department of	Direct		IPA Rainier, Shirley	64.N/A		1,918
Veterans Affairs, Department of	Direct		IPA Rainier, Shirley	64.N/A		774
Veterans Affairs, Department of	Direct		IPA Ramaswami, Viji	64.N/A		8,652
Veterans Affairs, Department of	Direct		IPA Ray, Donna	64.N/A		3,705
Veterans Affairs, Department of	Direct		IPA Rogers, Mary	64.N/A		43
Veterans Affairs, Department of	Direct		IPA Rogers, Mary	64.N/A		12,200
Veterans Affairs, Department of	Direct		IPA Rogers, Mary A M	64.N/A		15,733
Veterans Affairs, Department of	Direct		IPA Rogers, Mary A M	64.N/A		24,399
Veterans Affairs, Department of	Direct		IPA Roney, Meghan	64.N/A		8,842
Veterans Affairs, Department of	Direct		IPA Ronis, David	64.N/A		14,724
Veterans Affairs, Department of	Direct		IPA Rose, Patricia	64.N/A		4,638
Veterans Affairs, Department of	Direct		IPA Rose, Patricia	64.N/A		14,038
Veterans Affairs, Department of	Direct		IPA Rumble, Julie	64.N/A		46,935
Veterans Affairs, Department of	Direct		IPA Shay, Barbara	64.N/A		10,097
Veterans Affairs, Department of	Direct		IPA Shay, Barbara	64.N/A		30,209
Veterans Affairs, Department of	Direct		IPA Shiratsuchi, Hiroe	64.N/A		39,980
Veterans Affairs, Department of	Direct		IPA Shiratsuchi, Hiroe	64.N/A		(39,922)

**The University of Michigan**  
**Schedule of Expenditures of Federal Awards**  
**For the Year Ended June 30, 2014**

Cluster Title/Federal Grantor/Program	Type	Pass-Through Grantor	Award Identifier	CFDA Number	CFDA Program Title	Federal Expenditures
Veterans Affairs, Department of	Direct		IPA Spiegel, Joyce	64.N/A		22,322
Veterans Affairs, Department of	Direct		IPA Spiegel, Joyce	64.N/A		28,446
Veterans Affairs, Department of	Direct		IPA Spinner, Jane	64.N/A		17,511
Veterans Affairs, Department of	Direct		IPA Strickland, Faith	64.N/A		18,395
Veterans Affairs, Department of	Direct		IPA Strickland, Faith	64.N/A		55,005
Veterans Affairs, Department of	Direct		IPA Sujkowski, Alyson	64.N/A		7,527
Veterans Affairs, Department of	Direct		IPA Sujkowski, Alyson	64.N/A		13,416
Veterans Affairs, Department of	Direct		IPA Sutton, Michael	64.N/A		2,659
Veterans Affairs, Department of	Direct		IPA Sutton, Michael	64.N/A		8,622
Veterans Affairs, Department of	Direct		IPA Swanson, Leslie	64.N/A		1,977
Veterans Affairs, Department of	Direct		IPA Tallaksen-Greene, Sara	64.N/A		65,313
Veterans Affairs, Department of	Direct		-IPA Tallaksen-Greene, Sara	64.N/A		22,776
Veterans Affairs, Department of	Direct		IPA Teitz-Tennenbaum, Seagal	64.N/A		35,572
Veterans Affairs, Department of	Direct		IPA Tsodikov, Alex	64.N/A		11,027
Veterans Affairs, Department of	Direct		IPA Twardzik, Erica	64.N/A		27,520
Veterans Affairs, Department of	Direct		IPA Varney, Robert	64.N/A		9,852
Veterans Affairs, Department of	Direct		IPA Vibbart, Brenda	64.N/A		8,773
Veterans Affairs, Department of	Direct		IPA Vibbart, Brenda	64.N/A		13,494
Veterans Affairs, Department of	Direct		IPA Vollmer, Alan	64.N/A		14,665
Veterans Affairs, Department of	Direct		IPA Waltje, Andrea	64.N/A		13,398
Veterans Affairs, Department of	Direct		IPA Walton, Maureen A	64.N/A		6,192
Veterans Affairs, Department of	Direct		IPA Wang, Hu	64.N/A		11,943
Veterans Affairs, Department of	Direct		IPA Wang, Jing	64.N/A		8,483
Veterans Affairs, Department of	Direct		IPA Warshal, Wendy	64.N/A		4,757
Veterans Affairs, Department of	Direct		IPA Warshal, Wendy	64.N/A		14,318
Veterans Affairs, Department of	Direct		IPA Weerasinghe, Vithanage	64.N/A		26,872
Veterans Affairs, Department of	Direct		IPA Wheeler, Tina	64.N/A		3,995
Veterans Affairs, Department of	Direct		IPA Wilcock, Sandra	64.N/A		46,238
Veterans Affairs, Department of	Direct		IPA Williams, David A	64.N/A		5,988
Veterans Affairs, Department of	Direct		IPA Yosef, Matheos	64.N/A		16,289
Veterans Affairs, Department of	Direct		IPA Zarb, Stephanie	64.N/A		14,938
Veterans Affairs, Department of	Direct		IPA Zarb, Stephanie	64.N/A		1,170
Veterans Affairs, Department of	Direct		IPA Zhang, Huailin	64.N/A		9,936
Veterans Affairs, Department of	Direct		IPA Zhang, Huailin	64.N/A		30,769
Veterans Affairs, Department of	Direct		IPA Zhang, Xiaojie	64.N/A		13,772
Veterans Affairs, Department of	Direct		IPA Zhang, Xiaojie	64.N/A		48,088
Veterans Affairs, Department of	Direct		IPA Zhu, Ji	64.N/A		13,849
Veterans Affairs, Department of	Direct		IPA, Du, Ming	64.N/A		(14,631)
Veterans Affairs, Department of	Direct		IPA, Kelly, Robert	64.N/A		43,136
Veterans Affairs, Department of	Direct		IPA-Alan Vollmer	64.N/A		11,301
Veterans Affairs, Department of	Direct		IPA-Chiang, Pei_pei	64.N/A		16,079
Veterans Affairs, Department of	Direct		IPA-Conner, Sarah	64.N/A		9,769
Veterans Affairs, Department of	Direct		IPA-Connochie, Daniel	64.N/A		2,833
Veterans Affairs, Department of	Direct		IPA-Draska, Michelle	64.N/A		6,649
Veterans Affairs, Department of	Direct		IPA-Eisenberg, Daniel	64.N/A		17,578
Veterans Affairs, Department of	Direct		IPA-Griggs, Nicholas	64.N/A		6,566
Veterans Affairs, Department of	Direct		IPA-Kabeto, Mohammed	64.N/A		5,091
Veterans Affairs, Department of	Direct		IPA-Koziol, Leo	64.N/A		6,809
Veterans Affairs, Department of	Direct		IPA-Miller, Jamie Ann	64.N/A		11,752
Veterans Affairs, Department of	Direct		IPA-Ray, Donna	64.N/A		1,013
Veterans Affairs, Department of	Direct		IPA-Shapiro, Letitia (Tish)	64.N/A		9,266
Veterans Affairs, Department of	Direct		IPA-YU, Fen	64.N/A		9,256
Veterans Affairs, Department of	Direct		IPA-Zetang, Wu	64.N/A		19,814
Veterans Affairs, Department of	Direct		Obligation #558-152	64.N/A		1,479
Veterans Affairs, Department of	Direct		Sun, Xiankui	64.N/A		54,595
Veterans Affairs, Department of	Direct		VA IPA - Eisenberg, Anna	64.N/A		17,005
Veterans Affairs, Department of	Direct		VA IPA - Sandra Wilcock	64.N/A		20,460
Veterans Affairs, Department of	Direct		VA IPA Brogan, Brandon	64.N/A		15,905
Veterans Affairs, Department of	Direct		VA IPA EXE, Nicole Lee	64.N/A		6,539
Veterans Affairs, Department of	Direct		VA IPA Howes, Margaret	64.N/A		7,131
Veterans Affairs, Department of	Direct		VA IPA Ignacio, Rosalinda	64.N/A		78,833
Veterans Affairs, Department of	Direct		VA IPA Jannausch, Mary L.	64.N/A		17,904
Veterans Affairs, Department of	Direct		VA IPA Larkin, Lindsey Knoll	64.N/A		5,113
Veterans Affairs, Department of	Direct		VA IPA MOBLEY, LINDA	64.N/A		(5,359)
Veterans Affairs, Department of	Direct		VA IPA Munmun Chattopadhyay	64.N/A		14,561
Veterans Affairs, Department of	Direct		VA IPA Naim, Youssef	64.N/A		(1,601)
Veterans Affairs, Department of	Direct		VA IPA Oscherwitz, Jon	64.N/A		28,268
Veterans Affairs, Department of	Direct		VA IPA Shiong Wang	64.N/A		14,485
Veterans Affairs, Department of	Direct		VA IPA Spinner, Jane Leslie	64.N/A		16,229
Veterans Affairs, Department of	Direct		VA IPA Sun, Xiankui	64.N/A		18,545

**The University of Michigan**  
**Schedule of Expenditures of Federal Awards**  
**For the Year Ended June 30, 2014**

Cluster Title/Federal Grantor/Program	Type	Pass-Through Grantor	Award Identifier	CFDA Number	CFDA Program Title	Federal Expenditures
Veterans Affairs, Department of	Direct		VA IPA Terlecki, Shirley	64.N/A		23,339
Veterans Affairs, Department of	Direct		VA IPA WANT,JING	64.N/A		8,221
Veterans Affairs, Department of	Direct		VA IPA Wheeler,Tina	64.N/A		7,992
Veterans Affairs, Department of	Direct		VA IPA YOSEF,MATHEOS	64.N/A		83,410
Veterans Affairs, Department of	Direct		VA IPA Zhao, Lili	64.N/A		(11,877)
Veterans Affairs, Department of	Direct		VA IPA-Kees, Michelle	64.N/A		532
Veterans Affairs, Department of	Direct		VA240-13-D-0002; PO 526D35002	64.N/A		11,560
Veterans Affairs, Department of	Direct		VA246-12-C-0259 #483-C30039	64.N/A		292,468
Veterans Affairs, Department of	Direct		VA251-13-C-0047 (506-D47025)	64.N/A		5,902
Veterans Affairs, Department of	Pass-Through	Intelligent Prosthetic Systems	Sponsor Check #2197	64.N/A		6,960
			Total Veterans Affairs, Department of			<u>\$ 4,426,204</u>
Environmental Protection Agency	Pass-Through	American Chemistry Council	4949	66.N/A		\$ 126,641
Environmental Protection Agency	Pass-Through	University of Washington	412177	66.N/A		193,184
						<u>\$ 319,825</u>
					Surveys, Studies, Research, Investigations, Demonstrations, and Special Purpose Activities	
Environmental Protection Agency	Direct		XA83435401	66.034	Relating to the Clean Air Act	\$ 47,498
Environmental Protection Agency	Direct		GL-00E00604-0	66.469	Great Lakes Program	<u>\$ 24,911</u>
Environmental Protection Agency	Direct		GL-00E00605	66.469	Great Lakes Program	(8,521)
Environmental Protection Agency	Direct		GL-00E00690	66.469	Great Lakes Program	3,500
Environmental Protection Agency	Direct		GL00E00852	66.469	Great Lakes Program	117,242
Environmental Protection Agency	Direct		GL-00E0625	66.469	Great Lakes Program	52,761
Environmental Protection Agency	Pass-Through	Michigan State University	61-3370UM	66.469	Great Lakes Program	3,148
Environmental Protection Agency	Pass-Through	State University of New York at Buffalo	GL00E00522-CILER	66.469	Great Lakes Program	30,528
						<u>\$ 223,569</u>
Environmental Protection Agency	Pass-Through	Health Effects Institute (HEI)	4940-RFA13-1/14-1	66.500	Environmental Protection_Consolidated Research Science To Achieve Results (STAR) Research	<u>\$ 807</u>
Environmental Protection Agency	Direct		83543601	66.509	Program	\$ 328,082
Environmental Protection Agency	Direct		RD-83374001	66.509	Science To Achieve Results (STAR) Research Program	150,846
Environmental Protection Agency	Direct		RD-83411701	66.509	Science To Achieve Results (STAR) Research Program	63,220
Environmental Protection Agency	Direct		RD83480001	66.509	Science To Achieve Results (STAR) Research Program	151,772
Environmental Protection Agency	Direct		RD-83486001-0	66.509	Science To Achieve Results (STAR) Research Program	166,065
Environmental Protection Agency	Direct		RD83517001	66.509	Science To Achieve Results (STAR) Research Program	184,620
Environmental Protection Agency	Pass-Through	Michigan State University	RC063384UM-BC	66.509	Science To Achieve Results (STAR) Research Program	122,085
Environmental Protection Agency	Pass-Through	Michigan State University	RC063384UM-EC	66.509	Science To Achieve Results (STAR) Research Program	607,961
Environmental Protection Agency	Pass-Through	Michigan State University	RC063384UM-P1	66.509	Science To Achieve Results (STAR) Research Program	253,338
Environmental Protection Agency	Pass-Through	University of Washington	690299	66.509	Science To Achieve Results (STAR) Research Program	(89)
Environmental Protection Agency	Pass-Through	Water Environment Research Foundation	STAR_N1R14	66.509	Science To Achieve Results (STAR) Research Program	19,108
Environmental Protection Agency	Pass-Through	Western Michigan University	7770-4-UM	66.509	Science To Achieve Results (STAR) Research Program	7,725
						<u>\$ 2,054,733</u>
Environmental Protection Agency	Pass-Through	Michigan, State of, Environmental Quality, Department of	PO761P3200589	66.708	Pollution Prevention Grants Program	\$ 2,306
			Total Environmental Protection Agency			<u>\$ 2,648,738</u>
Nuclear Regulatory Commission	Direct		NRC-04-09-125	77.N/A		\$ 81,678
Nuclear Regulatory Commission	Direct		NRC-04-10-149	77.N/A		163,474
						<u>\$ 245,152</u>
Nuclear Regulatory Commission	Direct		NRC-38-09-940	77.008	U.S. Nuclear Regulatory Commission Scholarship and Fellowship Program	\$ (90)
Nuclear Regulatory Commission	Direct		NRC-38-09-953	77.008	U.S. Nuclear Regulatory Commission Scholarship and Fellowship Program	184
Nuclear Regulatory Commission	Direct		NRC-HQ-11-G-38-0038	77.008	U.S. Nuclear Regulatory Commission Scholarship and Fellowship Program	123,795
Nuclear Regulatory Commission	Direct		NRC-HQ-13-G-38-0024	77.008	U.S. Nuclear Regulatory Commission Scholarship and Fellowship Program	86,607



**The University of Michigan**  
**Schedule of Expenditures of Federal Awards**  
**For the Year Ended June 30, 2014**

Cluster Title/Federal Grantor/Program	Type	Pass-Through Grantor	Award Identifier	CFDA Number	CFDA Program Title	Federal Expenditures
						\$ 210,496
Nuclear Regulatory Commission	Direct		NRC-HQ-12-G-04-0083 Total Nuclear Regulatory Commission	77.009	U.S. Nuclear Regulatory Commission Office of Research Financial Assistance Program	\$ 72,513 \$ 528,161
Energy, Department of	Pass-Through	Alliance for Sustainable Energy, LLC	XHD-4-42014-01	81.N/A		\$ 24,399
Energy, Department of	Pass-Through	Argonne National Laboratory	3F-31141	81.N/A		944,751
Energy, Department of	Pass-Through	Argonne National Laboratory	4F-30841	81.N/A		8,365
Energy, Department of	Pass-Through	Battelle Energy Alliance, LLC	00087993	81.N/A		(1,758)
Energy, Department of	Pass-Through	Battelle Energy Alliance, LLC	00089651	81.N/A		2,925
Energy, Department of	Pass-Through	Battelle Energy Alliance, LLC	00091752	81.N/A		(1,717)
Energy, Department of	Pass-Through	Battelle Energy Alliance, LLC	00102642	81.N/A		261,106
Energy, Department of	Pass-Through	Battelle Energy Alliance, LLC	00118430	81.N/A		48,969
Energy, Department of	Pass-Through	Battelle Energy Alliance, LLC	00120867	81.N/A		590,600
Energy, Department of	Pass-Through	Battelle Energy Alliance, LLC	00121535	81.N/A		29,573
Energy, Department of	Pass-Through	Battelle Energy Alliance, LLC	00127073	81.N/A		243,494
Energy, Department of	Pass-Through	Battelle Energy Alliance, LLC	00128697	81.N/A		173,846
Energy, Department of	Pass-Through	Battelle Energy Alliance, LLC	00136999	81.N/A		83,699
Energy, Department of	Pass-Through	Battelle Energy Alliance, LLC	120441	81.N/A		190,871
Energy, Department of	Pass-Through	Battelle Energy Alliance, LLC	Contract No. 00120072	81.N/A		176,326
Energy, Department of	Pass-Through	Battelle Memorial Institute	146170	81.N/A		111,095
Energy, Department of	Pass-Through	Brookhaven Science Associates, LLC	205265	81.N/A		44,522
Energy, Department of	Pass-Through	Brookhaven Science Associates, LLC	241382	81.N/A		284,163
Energy, Department of	Pass-Through	Colorado School of Mines	400465/0134119	81.N/A		145,956
Energy, Department of	Pass-Through	Columbia University	GG009028	81.N/A		35,864
Energy, Department of	Pass-Through	Drexel University	210035-3668	81.N/A		46,786
Energy, Department of	Pass-Through	Fermi National Accelerator Laboratory	602651	81.N/A		(187)
Energy, Department of	Pass-Through	Ford Motor Company	A10 PO09157787	81.N/A		106,929
Energy, Department of	Pass-Through	Ford Motor Company	RQ13-085R05	81.N/A		78,485
Energy, Department of	Pass-Through	General Motors Corporation	TCS26480	81.N/A		471,518
Energy, Department of	Pass-Through	Georgia Institute of Technology	RD537-S3	81.N/A		317,277
Energy, Department of	Pass-Through	Idaho National Engineering and Environmental Laboratory	00101016	81.N/A		150,181
Energy, Department of	Pass-Through	Idaho National Engineering and Environmental Laboratory	00102030	81.N/A		76,768
Energy, Department of	Pass-Through	Idaho National Engineering and Environmental Laboratory	00103195	81.N/A		168,979
Energy, Department of	Pass-Through	Idaho National Engineering and Environmental Laboratory	00132507	81.N/A		58,477
Energy, Department of	Pass-Through	Idaho National Engineering and Environmental Laboratory	00133097	81.N/A		179,676
Energy, Department of	Pass-Through	Integrated Sensors, LLC	Agreement	81.N/A		28,274
Energy, Department of	Pass-Through	Integrated Sensors, LLC	Agreement	81.N/A		1,605
Energy, Department of	Pass-Through	Lawrence Livermore National Security, LLC	B602919	81.N/A		20,417
Energy, Department of	Pass-Through	Lawrence Livermore National Security, LLC	B605464	81.N/A		90,000
Energy, Department of	Pass-Through	Lawrence Livermore National Security, LLC	B607219	81.N/A		97,416
Energy, Department of	Pass-Through	Los Alamos National Security, LLC	129021	81.N/A		44,371
Energy, Department of	Pass-Through	Los Alamos National Security, LLC	154750-272870	81.N/A		16,817
Energy, Department of	Pass-Through	Los Alamos National Security, LLC	232272	81.N/A		15,991
Energy, Department of	Pass-Through	Los Alamos National Security, LLC	262894	81.N/A		49,599
Energy, Department of	Pass-Through	Los Alamos National Security, LLC	DE-AC52-06NA25396 /224799-1	81.N/A		75,220
Energy, Department of	Pass-Through	National Renewable Energy Laboratory	XXL-3-23452-01	81.N/A		10,719
Energy, Department of	Pass-Through	Oak Ridge National Laboratory	4000079632	81.N/A		165,754
Energy, Department of	Pass-Through	Oak Ridge National Laboratory	4000083689	81.N/A		26,593
Energy, Department of	Pass-Through	Oak Ridge National Laboratory	4000129492	81.N/A		8,423
Energy, Department of	Pass-Through	Pacific Northwest National Laboratories	102038	81.N/A		21,735
Energy, Department of	Pass-Through	Pacific Northwest National Laboratories	181391	81.N/A		6,331
Energy, Department of	Pass-Through	Pacific Northwest National Laboratories	192095	81.N/A		25,839
Energy, Department of	Pass-Through	Radiation Monitoring Devices, Inc.	C-12-21	81.N/A		2,299
Energy, Department of	Pass-Through	Radiation Monitoring Devices, Inc.	Subcontract C14-03	81.N/A		26,700
Energy, Department of	Pass-Through	Robert Bosch Corporation LLC,	Roundtable Res Agmt 4/1/10	81.N/A		609,969
Energy, Department of	Pass-Through	Robert Bosch Corporation LLC,	Roundtable Res Agmt-4/1/10	81.N/A		345,366
Energy, Department of	Pass-Through	Sandia National Laboratories	1077298	81.N/A		42,177
Energy, Department of	Pass-Through	Sandia National Laboratories	1081780	81.N/A		65,169
Energy, Department of	Pass-Through	Sandia National Laboratories	1285393/1325799	81.N/A		32,773
Energy, Department of	Pass-Through	Sandia National Laboratories	1289208	81.N/A		27,461
Energy, Department of	Pass-Through	Sandia National Laboratories	1335161	81.N/A		13,152
Energy, Department of	Pass-Through	Sandia National Laboratories	651105	81.N/A		11,515
Energy, Department of	Pass-Through	Sandia National Laboratories	PO 1274540	81.N/A		11,187
Energy, Department of	Pass-Through	Sandia National Laboratories	Standard PO 1383085	81.N/A		33,847
Energy, Department of	Pass-Through	United States Automotive Materials Partnership LLC	12-2808-AMP	81.N/A		126,366
Energy, Department of	Pass-Through	United States Automotive Materials Partnership LLC	13-2815-AMP	81.N/A		66,493
Energy, Department of	Pass-Through	United States Automotive Materials Partnership LLC	13-2816-AMP	81.N/A		114,356
Energy, Department of	Pass-Through	Universal Display Corporation	Amendment Letter No. 10	81.N/A		17,345



**The University of Michigan**  
**Schedule of Expenditures of Federal Awards**  
**For the Year Ended June 30, 2014**

Cluster Title/Federal Grantor/Program	Type	Pass-Through Grantor	Award Identifier	CFDA Number	CFDA Program Title	Federal Expenditures
Energy, Department of	Pass-Through	University of California - Berkeley University of California - Lawrence Berkeley National	00007824/po 2000087369	81.N/A		184,560
Energy, Department of	Pass-Through	Laboratory	7014080	81.N/A		491
Energy, Department of	Pass-Through	University of California - Santa Barbara	KK1113	81.N/A		71,740
Energy, Department of	Pass-Through	University of Illinois at Chicago	2013-00136-01	81.N/A		157,958
Energy, Department of	Pass-Through	University of Tennessee	A13-0708-S001	81.N/A		50,602
Energy, Department of	Pass-Through	University of Texas at Austin	UTA13-000660	81.N/A		19,871
Energy, Department of	Pass-Through	UT-Battelle, LLC	4000101356	81.N/A		613,876
Energy, Department of	Pass-Through	UT-Battelle, LLC	4000109042	81.N/A		49,723
Energy, Department of	Pass-Through	UT-Battelle, LLC	4000109889	81.N/A		1,353,285
Energy, Department of	Pass-Through	UT-Battelle, LLC	400100844	81.N/A		78,138
Energy, Department of	Pass-Through	Vortex Hydro Energy, LLC	Roundable Research Agreement	81.N/A		(598)
						<u>\$ 9,882,863</u>
Energy, Department of	Direct		DE FG02 04 ER41331	81.049	Office of Science Financial Assistance Program	\$ 138,316
Energy, Department of	Direct		DE FG02 05 ER15686	81.049	Office of Science Financial Assistance Program	72,661
Energy, Department of	Direct		DE FG52 2004 NA25587	81.049	Office of Science Financial Assistance Program	93,063
Energy, Department of	Direct		DE SC0008062	81.049	Office of Science Financial Assistance Program	166,937
Energy, Department of	Direct		DE SC0008352	81.049	Office of Science Financial Assistance Program	251,546
Energy, Department of	Direct		DE SC0010621	81.049	Office of Science Financial Assistance Program	62,845
Energy, Department of	Direct		DE-EI0002007	81.049	Office of Science Financial Assistance Program	90
Energy, Department of	Direct		DE-FG02-01ER63248	81.049	Office of Science Financial Assistance Program	(1,831)
Energy, Department of	Direct		DE-FG02-02ER46000	81.049	Office of Science Financial Assistance Program	13,421
Energy, Department of	Direct		DE-FG02-06ER15783	81.049	Office of Science Financial Assistance Program	225,906
Energy, Department of	Direct		DE-FG02-06ER46273	81.049	Office of Science Financial Assistance Program	209,850
Energy, Department of	Direct		DE-FG02-06ER46339	81.049	Office of Science Financial Assistance Program	127,159
Energy, Department of	Direct		DE-FG02-07ER15887	81.049	Office of Science Financial Assistance Program	104,400
Energy, Department of	Direct		DE-FG02-07ER15904	81.049	Office of Science Financial Assistance Program	268,111
Energy, Department of	Direct		DE-FG02-07ER46412	81.049	Office of Science Financial Assistance Program	116,008
Energy, Department of	Direct		DE-FG02-08ER15931	81.049	Office of Science Financial Assistance Program	103,895
Energy, Department of	Direct		DE-FG02-08ER15997	81.049	Office of Science Financial Assistance Program	68,751
Energy, Department of	Direct		DE-FG02-08ER46525	81.049	Office of Science Financial Assistance Program	377,667
Energy, Department of	Direct		DE-FG02-93ER61666	81.049	Office of Science Financial Assistance Program	71,802
Energy, Department of	Direct		DE-FG02-97ER45656	81.049	Office of Science Financial Assistance Program	160,616
Energy, Department of	Direct		DE-FG03-07ER46416	81.049	Office of Science Financial Assistance Program	88,171
Energy, Department of	Direct		DE-SC0001642	81.049	Office of Science Financial Assistance Program	20,973
Energy, Department of	Direct		DE-SC0001939	81.049	Office of Science Financial Assistance Program	2,104,506
Energy, Department of	Direct		DE-SC0002588	81.049	Office of Science Financial Assistance Program	10,431
Energy, Department of	Direct		DE-SC0002619	81.049	Office of Science Financial Assistance Program	29,143
Energy, Department of	Direct		DE-SC0002645	81.049	Office of Science Financial Assistance Program	114,936
Energy, Department of	Direct		DE-SC0003996	81.049	Office of Science Financial Assistance Program	34,046
Energy, Department of	Direct		DE-SC0004850	81.049	Office of Science Financial Assistance Program	403,743
Energy, Department of	Direct		DE-SC0004871	81.049	Office of Science Financial Assistance Program	145,505
Energy, Department of	Direct		DE-SC0004888	81.049	Office of Science Financial Assistance Program	196,614
Energy, Department of	Direct		DE-SC0004927	81.049	Office of Science Financial Assistance Program	(1,701)
Energy, Department of	Direct		DE-SC0006587	81.049	Office of Science Financial Assistance Program	182,333
Energy, Department of	Direct		DE-SC0006684	81.049	Office of Science Financial Assistance Program	336,739
Energy, Department of	Direct		DE-SC0007042	81.049	Office of Science Financial Assistance Program	150,676
Energy, Department of	Direct		DE-SC0007421	81.049	Office of Science Financial Assistance Program	14,857
Energy, Department of	Direct		DE-SC0007859	81.049	Office of Science Financial Assistance Program	3,031,305
Energy, Department of	Direct		DE-SC0007877	81.049	Office of Science Financial Assistance Program	217,835
Energy, Department of	Direct		DE-SC0007915	81.049	Office of Science Financial Assistance Program	28,795
Energy, Department of	Direct		DE-SC0008110	81.049	Office of Science Financial Assistance Program	177,429
Energy, Department of	Direct		DE-SC0008121	81.049	Office of Science Financial Assistance Program	2,029
Energy, Department of	Direct		DE-SC0008486	81.049	Office of Science Financial Assistance Program	247,009
Energy, Department of	Direct		DE-SC0008574	81.049	Office of Science Financial Assistance Program	354,382
Energy, Department of	Direct		DE-SC0008637	81.049	Office of Science Financial Assistance Program	1,882,158
Energy, Department of	Direct		DE-SC0010341	81.049	Office of Science Financial Assistance Program	43,488
Energy, Department of	Direct		DE-SC0010342	81.049	Office of Science Financial Assistance Program	89,235
Energy, Department of	Direct		DE-SC0010344	81.049	Office of Science Financial Assistance Program	22,383
Energy, Department of	Direct		DE-SC0010381	81.049	Office of Science Financial Assistance Program	80,440
Energy, Department of	Direct		DE-SC0010541	81.049	Office of Science Financial Assistance Program	183,237
Energy, Department of	Direct		DE-SC0011078	81.049	Office of Science Financial Assistance Program	26,587
Energy, Department of	Direct		DE-SC0011719	81.049	Office of Science Financial Assistance Program	28,099
Energy, Department of	Direct		DE-SC0011720	81.049	Office of Science Financial Assistance Program	14,651
Energy, Department of	Direct		SC0006628	81.049	Office of Science Financial Assistance Program	120,240
Energy, Department of	Direct		SC0006630	81.049	Office of Science Financial Assistance Program	286,114
Energy, Department of	Pass-Through	Arbor Photonics, Inc	Exhibit A to Mstr Agmt 6/1/11	81.049	Office of Science Financial Assistance Program	32,003
Energy, Department of	Pass-Through	Brookhaven Science Associates, LLC	211167	81.049	Office of Science Financial Assistance Program	159,047
Energy, Department of	Pass-Through	Clemson University	1495-225-2008167	81.049	Office of Science Financial Assistance Program	170,003

**The University of Michigan**  
**Schedule of Expenditures of Federal Awards**  
**For the Year Ended June 30, 2014**

Cluster Title/Federal Grantor/Program	Type	Pass-Through Grantor	Award Identifier	CFDA Number	CFDA Program Title	Federal Expenditures
Energy, Department of	Pass-Through	Michigan State University	61-3212D	81.049	Office of Science Financial Assistance Program	225,881
Energy, Department of	Pass-Through	Michigan Technological University	P0076114	81.049	Office of Science Financial Assistance Program	158,344
Energy, Department of	Pass-Through	Northwestern University	PROJ0001507	81.049	Office of Science Financial Assistance Program	122,707
Energy, Department of	Pass-Through	Ohio State University, The	60026686-UM/RF01261744	81.049	Office of Science Financial Assistance Program	128,107
Energy, Department of	Pass-Through	Stony Brook University	1801030-2-51055	81.049	Office of Science Financial Assistance Program	366,295
Energy, Department of	Pass-Through	Universal Display Corporation	Amendment Ltr # 11	81.049	Office of Science Financial Assistance Program	15,000
Energy, Department of	Pass-Through	University of Oregon	234172K	81.049	Office of Science Financial Assistance Program	713
Energy, Department of	Pass-Through	University of Utah	PO# 0000150493 Award#10019241	81.049	Office of Science Financial Assistance Program	52,254
Energy, Department of	Pass-Through	Vortex Hydro Energy, LLC	Proj Plan to mstr res agmt	81.049	Office of Science Financial Assistance Program	51,703
						<u>\$ 14,779,658</u>
Energy, Department of	Direct		DE-EE0006434	81.086	Conservation Research and Development	\$ 44,236
Energy, Department of	Pass-Through	Eaton Innovation Center	0011-38355	81.086	Conservation Research and Development	152,584
Energy, Department of	Pass-Through	Eaton Innovation Center	0011-38960	81.086	Conservation Research and Development	102,873
Energy, Department of	Pass-Through	General Motors Company	DE-EE0002217	81.086	Conservation Research and Development	74,487
						<u>\$ 374,180</u>
Energy, Department of	Direct		DE-EE0005310	81.087	Renewable Energy Research and Development	\$ 239,120
Energy, Department of	Direct		DE-EE0005376	81.087	Renewable Energy Research and Development	370,424
Energy, Department of	Direct		DE-EE0005478	81.087	Renewable Energy Research and Development	90,781
Energy, Department of	Direct		DE-PI0000012	81.087	Renewable Energy Research and Development	2,473,632
						<u>\$ 3,173,957</u>
Energy, Department of	Direct		DE-FE0007060	81.089	Fossil Energy Research and Development	\$ 144,396
Energy, Department of	Direct		DE-FE0007465	81.089	Fossil Energy Research and Development	87,813
						<u>\$ 232,209</u>
Energy, Department of	Direct		DE NA0002028	81.112	Stewardship Science Grant Program	\$ 94,604
Energy, Department of	Direct		DE-FG52-09NA29548	81.112	Stewardship Science Grant Program	4,689
Energy, Department of	Direct		DE-FG52-10NA29654	81.112	Stewardship Science Grant Program	44,687
Energy, Department of	Direct		DE-NA0000850	81.112	Stewardship Science Grant Program	81
Energy, Department of	Direct		DE-NA0000874	81.112	Stewardship Science Grant Program	4,872
Energy, Department of	Direct		DE-NA0001840	81.112	Stewardship Science Grant Program	1,303,252
Energy, Department of	Direct		DE-NA0001977	81.112	Stewardship Science Grant Program	51,806
Energy, Department of	Direct		DE-NA0002032	81.112	Stewardship Science Grant Program	212,690
Energy, Department of	Direct		DE-NA0002372	81.112	Stewardship Science Grant Program	53,158
Energy, Department of	Pass-Through	University of Nevada	UNR-13-72/PO#114GC000053	81.112	Stewardship Science Grant Program	31,525
Energy, Department of	Pass-Through	University of Rochester	416233-G	81.112	Stewardship Science Grant Program	172,178
Energy, Department of	Pass-Through	University of Rochester	PO 415933-G/UR#5-28853	81.112	Stewardship Science Grant Program	82,308
						<u>\$ 2,055,850</u>
Energy, Department of	Direct		DE-NA0000332	81.113	Defense Nuclear Nonproliferation Research	\$ 102,724
Energy, Department of	Direct		DE-NA0001025	81.113	Defense Nuclear Nonproliferation Research	342,566
Energy, Department of	Direct		DE-NA0002131	81.113	Defense Nuclear Nonproliferation Research	161,208
Energy, Department of	Pass-Through	Oregon State University	G0115A-A	81.113	Defense Nuclear Nonproliferation Research	(307)
						<u>\$ 606,191</u>
Energy, Department of	Direct		DE-EE0000203	81.117	Energy Efficiency and Renewable Energy Information Dissemination, Outreach, Training and Technical Analysis/Assistance	\$ 118,731
Energy, Department of	Direct		DE-EE0005526	81.117	Energy Efficiency and Renewable Energy Information Dissemination, Outreach, Training and Technical Analysis/Assistance	161,914
Energy, Department of	Direct		DE-EE0005565	81.117	Energy Efficiency and Renewable Energy Information Dissemination, Outreach, Training and Technical Analysis/Assistance	60,754
Energy, Department of	Pass-Through	Detroit Economic Growth Corporation (DEGC)	Diana Flora	81.117	Energy Efficiency and Renewable Energy Information Dissemination, Outreach, Training and Technical Analysis/Assistance	(3,293)
						<u>\$ 338,106</u>
Energy, Department of	Pass-Through	Michigan, State of, Licensing and Regulatory Affairs, Department of	BES-10-166	81.119	State Energy Program Special Projects	\$ 99,493
Energy, Department of	Direct		DE-NE0000132	81.121	Nuclear Energy Research, Development and Demonstration	\$ 327,661
Energy, Department of	Direct		DE-NE0000443	81.121	Nuclear Energy Research, Development and Demonstration	300,183
Energy, Department of	Direct		DE-NE0000639	81.121	Nuclear Energy Research, Development and Demonstration	46,024

**The University of Michigan**  
**Schedule of Expenditures of Federal Awards**  
**For the Year Ended June 30, 2014**

Cluster Title/Federal Grantor/Program	Type	Pass-Through Grantor	Award Identifier	CFDA Number	CFDA Program Title	Federal Expenditures
Energy, Department of	Direct		DE-NE0000663	81.121	Nuclear Energy Research, Development and Demonstration	34,228
Energy, Department of	Direct		DE-NE0000664	81.121	Nuclear Energy Research, Development and Demonstration	23,402
Energy, Department of	Pass-Through	GE Global Research	400138055	81.121	Nuclear Energy Research, Development and Demonstration	147,990
						<u>\$ 879,488</u>
Energy, Department of	Direct		DE-FC52-08NA28616	81.124	Predictive Science Academic Alliance Program	\$ 459,907
Energy, Department of	Pass-Through	Stanford University	21747220-40367-B	81.124	Predictive Science Academic Alliance Program	12,820
Energy, Department of	Pass-Through	Stanford University	60545512-107908	81.124	Predictive Science Academic Alliance Program	1,347
						<u>\$ 474,074</u>
Energy, Department of	Direct		DE-AR0000426	81.135	Advanced Research Projects Agency - Energy	\$ 278,265
Energy, Department of	Pass-Through	GE Global Research	400145188	81.135	Advanced Research Projects Agency - Energy	515,654
Energy, Department of	Pass-Through	GreenLight Biosciences	DE-FOA-0000881	81.135	Advanced Research Projects Agency - Energy	65,723
Energy, Department of	Pass-Through	Pennsylvania State University	4858-UM-DOE-0273	81.135	Advanced Research Projects Agency - Energy	52,469
Energy, Department of	Pass-Through	University of Washington	737066	81.135	Advanced Research Projects Agency - Energy	161,119
						<u>\$ 1,073,230</u>
			Total Energy, Department of			<u>\$ 33,969,299</u>
Education, Department of	Pass-Through	Flint Community Schools	Award Letter Dated 9/12/13	84.N/A		\$ 15,074
Education, Department of	Pass-Through	Flint Community Schools	Award Letter Dated 9/12/13	84.N/A		15,063
Education, Department of	Pass-Through	Flint Community Schools	Indep Contractor Agree 7/1/12	84.N/A		(334)
Education, Department of	Pass-Through	Flint Community Schools	Independent Contractor Agreee	84.N/A		(334)
Education, Department of	Pass-Through	National Writing Project	00-M103	84.N/A		(127)
						<u>\$ 29,342</u>
Education, Department of	Pass-Through	Michigan, State of, Strategic Fund	13-00-11	84.334	Gaining Early Awareness and Readiness for Undergraduate Programs	<u>\$ 184,256</u>
Education, Department of	Direct		P015A100046	84.015	National Resource Centers Program for Foreign Language and Area Studies or Foreign Language and International Studies Program and Foreign Language and Area Studies Fellowship Program	\$ 153,079
Education, Department of	Direct		P015A100098	84.015	National Resource Centers Program for Foreign Language and Area Studies or Foreign Language and International Studies Program and Foreign Language and Area Studies Fellowship Program	132,512
Education, Department of	Direct		P015A10012612	84.015	National Resource Centers Program for Foreign Language and Area Studies or Foreign Language and International Studies Program and Foreign Language and Area Studies Fellowship Program	152,358
Education, Department of	Direct		P015A100148	84.015	National Resource Centers Program for Foreign Language and Area Studies or Foreign Language and International Studies Program and Foreign Language and Area Studies Fellowship Program	161,958
Education, Department of	Direct		P015A100159	84.015	National Resource Centers Program for Foreign Language and Area Studies or Foreign Language and International Studies Program and Foreign Language and Area Studies Fellowship Program	141,749
Education, Department of	Direct		P015A100172	84.015	National Resource Centers Program for Foreign Language and Area Studies or Foreign Language and International Studies Program and Foreign Language and Area Studies Fellowship Program	118,673
Education, Department of	Direct		P015B100046-13	84.015	National Resource Centers Program for Foreign Language and Area Studies or Foreign Language and International Studies Program and Foreign Language and Area Studies Fellowship Program	326,775
Education, Department of	Direct		P015B10009812	84.015	National Resource Centers Program for Foreign Language and Area Studies or Foreign Language and International Studies Program and Foreign Language and Area Studies Fellowship Program	255,177
Education, Department of	Direct		P015B10012613	84.015	National Resource Centers Program for Foreign Language and Area Studies or Foreign Language and International Studies Program and Foreign Language and Area Studies Fellowship Program	328,695
Education, Department of	Direct		P015B10014812	84.015	National Resource Centers Program for Foreign Language and Area Studies or Foreign Language and International Studies Program and Foreign Language and Area Studies Fellowship Program	414,755

**The University of Michigan**  
**Schedule of Expenditures of Federal Awards**  
**For the Year Ended June 30, 2014**

Cluster Title/Federal Grantor/Program	Type	Pass-Through Grantor	Award Identifier	CFDA Number	CFDA Program Title	Federal Expenditures
Education, Department of	Direct		P015B10015913	84.015	National Resource Centers Program for Foreign Language and Area Studies or Foreign Language and International Studies Program and Foreign Language and Area Studies Fellowship Program	367,205
Education, Department of	Direct		P015B10017213	84.015	National Resource Centers Program for Foreign Language and Area Studies or Foreign Language and International Studies Program and Foreign Language and Area Studies Fellowship Program	398,174
Education, Department of	Pass-Through	Ohio State University Research Foundation	60026108/PO RF01262749	84.015	National Resource Centers Program for Foreign Language and Area Studies or Foreign Language and International Studies Program and Foreign Language and Area Studies Fellowship Program	(125)
						<u>\$ 2,950,985</u>
Education, Department of	Direct		P016A120061	84.016	Undergraduate International Studies and Foreign Language Programs	<u>\$ 62,592</u>
Education, Department of	Direct		P022A120002	84.022	Overseas Programs - Doctoral Dissertation Research Abroad	<u>\$ 3,464</u>
Education, Department of	Direct		P116B100347	84.116	Fund for the Improvement of Postsecondary Education	\$ 151,187
Education, Department of	Pass-Through	Duke University	14-ED-1068	84.116	Fund for the Improvement of Postsecondary Education	15,801
						<u>\$ 166,988</u>
Education, Department of	Direct		H133E130014	84.133	National Institute on Disability and Rehabilitation Research	\$ 302,437
Education, Department of	Direct		H133G090005	84.133	National Institute on Disability and Rehabilitation Research	5,431
Education, Department of	Direct		H133G09000611	84.133	National Institute on Disability and Rehabilitation Research	15,525
Education, Department of	Direct		H133G100118	84.133	National Institute on Disability and Rehabilitation Research	67,221
Education, Department of	Direct		H133G110015	84.133	National Institute on Disability and Rehabilitation Research	205,530
Education, Department of	Direct		H133G130011	84.133	National Institute on Disability and Rehabilitation Research	58,426
Education, Department of	Direct		H133N110002	84.133	National Institute on Disability and Rehabilitation Research	516,608
Education, Department of	Direct		H133P090008	84.133	National Institute on Disability and Rehabilitation Research	162,451
Education, Department of	Pass-Through	Kessler Foundation	307-03	84.133	National Institute on Disability and Rehabilitation Research	3
Education, Department of	Pass-Through	New York University	12-A0-000282-01 Proj#102005	84.133	National Institute on Disability and Rehabilitation Research	2,631
Education, Department of	Pass-Through	Rehabilitation Institute of Chicago	H133B090024	84.133	National Institute on Disability and Rehabilitation Research	62,041
Education, Department of	Pass-Through	University of Illinois-Urbana-Champaign	2011-04078-01 Grant A0843	84.133	National Institute on Disability and Rehabilitation Research	20,412
Education, Department of	Pass-Through	University of Washington	708171	84.133	National Institute on Disability and Rehabilitation Research	14,386
						<u>\$ 1,433,102</u>
Education, Department of	Direct		P170B080008	84.170	Javits Fellowships	\$ 2,814
Education, Department of	Direct		P170B090030	84.170	Javits Fellowships	5,000
Education, Department of	Direct		P170B100023	84.170	Javits Fellowships	37,972
						<u>\$ 45,786</u>
Education, Department of	Direct		T195N070087	84.195	Bilingual Education_Professional Development	<u>\$ 7,900</u>
Education, Department of	Direct		P200A090134	84.200	Graduate Assistance in Areas of National Need	<u>\$ 7,252</u>
Education, Department of	Direct		P200A100066	84.200	Graduate Assistance in Areas of National Need	45,477
Education, Department of	Direct		P200A120145	84.200	Graduate Assistance in Areas of National Need	127,380
Education, Department of	Direct		P200A120196	84.200	Graduate Assistance in Areas of National Need	169,939
						<u>\$ 350,048</u>
Education, Department of	Pass-Through	Books For Kids	Research Agreement	84.215	Fund for the Improvement of Education	<u>\$ 256,212</u>
Education, Department of	Direct		P220A100009	84.220	Centers for International Business Education	<u>\$ 92,333</u>
Education, Department of	Direct		R305A080295	84.305	Education Research, Development and Dissemination	\$ 16,885
Education, Department of	Direct		R305A080694	84.305	Education Research, Development and Dissemination	10,229
Education, Department of	Direct		R305A090013	84.305	Education Research, Development and Dissemination	5,468
Education, Department of	Direct		R305A090315	84.305	Education Research, Development and Dissemination	19,447

**The University of Michigan**  
**Schedule of Expenditures of Federal Awards**  
**For the Year Ended June 30, 2014**

Cluster Title/Federal Grantor/Program	Type	Pass-Through Grantor	Award Identifier	CFDA Number	CFDA Program Title	Federal Expenditures
Education, Department of	Direct		R305A100178	84.305	Education Research, Development and Dissemination	122,351
Education, Department of	Direct		R305A100284	84.305	Education Research, Development and Dissemination	161,054
Education, Department of	Direct		R305A100369	84.305	Education Research, Development and Dissemination	590,249
Education, Department of	Direct		R305A100482	84.305	Education Research, Development and Dissemination	287,077
Education, Department of	Direct		R305A100623	84.305	Education Research, Development and Dissemination	428,718
Education, Department of	Direct		R305A110038	84.305	Education Research, Development and Dissemination	151,534
Education, Department of	Direct		R305A120320	84.305	Education Research, Development and Dissemination	407,982
Education, Department of	Direct		R305A120811	84.305	Education Research, Development and Dissemination	668,760
Education, Department of	Direct		R305B110001	84.305	Education Research, Development and Dissemination	148,725
Education, Department of	Direct		R305E100008	84.305	Education Research, Development and Dissemination	1,234,705
Education, Department of	Pass-Through	Columbia University	3 (GG006885)	84.305	Education Research, Development and Dissemination	12,123
Education, Department of	Pass-Through	Columbia University	OSP #511135	84.305	Education Research, Development and Dissemination	396,378
Education, Department of	Pass-Through	National Bureau of Economic Research	R305A120269-7700	84.305	Education Research, Development and Dissemination	83,001
Education, Department of	Pass-Through	Northwestern University	Subaward SP0016568-PROJ0004257	84.305	Education Research, Development and Dissemination	53,011
Education, Department of	Pass-Through	Texas A & M University	S090025-Acct 415099	84.305	Education Research, Development and Dissemination	32,263
						<u>\$ 4,829,960</u>
Education, Department of	Direct		R324A090164	84.324	Research in Special Education	<u>\$ 31,639</u>
					Special Education - Personnel Development to	
Education, Department of	Direct		H325D110003	84.325	Improve Services and Results for Children with	<u>\$ 295,440</u>
					Disabilities	
Education, Department of	Pass-Through	Michigan, State of, Strategic Fund	11-00-11	84.334	Gaining Early Awareness and Readiness for	<u>\$ 13</u>
					Undergraduate Programs	
Education, Department of	Pass-Through	Michigan, State of, Strategic Fund	12-00-11	84.334	Gaining Early Awareness and Readiness for	<u>250,455</u>
					Undergraduate Programs	
Education, Department of	Pass-Through	Michigan, State of, Strategic Fund	12-00-13	84.334	Gaining Early Awareness and Readiness for	<u>40,986</u>
					Undergraduate Programs	
Education, Department of	Pass-Through	Michigan, State of, Strategic Fund	12-00-18	84.334	Gaining Early Awareness and Readiness for	<u>6,522</u>
					Undergraduate Programs	
Education, Department of	Pass-Through	Michigan, State of, Strategic Fund	12-00-19	84.334	Gaining Early Awareness and Readiness for	<u>41,849</u>
					Undergraduate Programs	
Education, Department of	Pass-Through	Michigan, State of, Strategic Fund	13-00-12	84.334	Gaining Early Awareness and Readiness for	<u>16,285</u>
					Undergraduate Programs	
Education, Department of	Pass-Through	Michigan, State of, Strategic Fund	13-0013	84.334	Gaining Early Awareness and Readiness for	<u>24,470</u>
					Undergraduate Programs	
Education, Department of	Pass-Through	Michigan, State of, Strategic Fund	13-00-18	84.334	Gaining Early Awareness and Readiness for	<u>16,088</u>
					Undergraduate Programs	
Education, Department of	Pass-Through	Michigan, State of, Strategic Fund	13-00-19	84.334	Gaining Early Awareness and Readiness for	<u>47,232</u>
					Undergraduate Programs	
Education, Department of	Pass-Through	Michigan, State of, Strategic Fund	Grant 12-00-12	84.334	Gaining Early Awareness and Readiness for	<u>13,741</u>
					Undergraduate Programs	
						<u>\$ 457,641</u>
Education, Department of	Direct		P335A130240	84.335	Child Care Access Means Parents in School	<u>\$ 73,909</u>
Education, Department of	Pass-Through	National Board of Professional Teaching Standards	Service Agreement	84.411	Investing in Innovation (i3) Fund	<u>\$ 16,244</u>
			Total Education, Department of			<u>\$ 11,287,841</u>
National Archives and Records Administration	Direct		NAR11-RB-50148-11	89.003	National Historical Publications and Records Grants	<u>\$ 14,362</u>
Health and Human Services, Department of	Direct		000HCCJC-2014-66068	93.N/A		<u>\$ 424</u>
Health and Human Services, Department of	Direct		11IPA1110654-J. Lepkowski	93.N/A		<u>22,007</u>
Health and Human Services, Department of	Direct		12IPA1202922-Paul P. Lee	93.N/A		<u>32,318</u>
Health and Human Services, Department of	Direct		2 R01-DK083491-06	93.N/A		<u>28,121</u>
Health and Human Services, Department of	Direct		200-2010-33976	93.N/A		<u>4,921,340</u>
Health and Human Services, Department of	Direct		200-2012-M-51985	93.N/A		<u>39,262</u>
Health and Human Services, Department of	Direct		200-2013-56856	93.N/A		<u>105,273</u>
Health and Human Services, Department of	Direct		283-10-0324	93.N/A		<u>1,209,983</u>
Health and Human Services, Department of	Direct		HHSF223201210354P	93.N/A		<u>550</u>
Health and Human Services, Department of	Direct		HHSF223201300460A	93.N/A		<u>85,872</u>
Health and Human Services, Department of	Direct		HHSF223201310183C	93.N/A		<u>42,429</u>
Health and Human Services, Department of	Direct		HHSN268200736192C	93.N/A		<u>178,234</u>
Health and Human Services, Department of	Direct		HHSN268200900016C	93.N/A		<u>928,472</u>
Health and Human Services, Department of	Direct		HHSN268201100018C	93.N/A		<u>544,377</u>
Health and Human Services, Department of	Direct		HHSN268201100026C	93.N/A		<u>666,121</u>
Health and Human Services, Department of	Direct		HHSN268201400012C	93.N/A		<u>174,529</u>
Health and Human Services, Department of	Direct		HHSN271200900786P	93.N/A		<u>852,969</u>
Health and Human Services, Department of	Direct		HHSN271201200443P	93.N/A		<u>44,944</u>
Health and Human Services, Department of	Direct		HHSN272200900031C(N01-A1-90031	93.N/A		<u>1,975,860</u>
Health and Human Services, Department of	Direct		HHSN275201000007C	93.N/A		<u>531,716</u>
Health and Human Services, Department of	Direct		HHSN276200800013C	93.N/A		<u>583,692</u>
Health and Human Services, Department of	Direct		HHSN276201400001C	93.N/A		<u>302,838</u>

**The University of Michigan**  
**Schedule of Expenditures of Federal Awards**  
**For the Year Ended June 30, 2014**

Cluster Title/Federal Grantor/Program	Type	Pass-Through Grantor	Award Identifier	CFDA Number	CFDA Program Title	Federal Expenditures
Health and Human Services, Department of	Direct		IPA Sampselle, Carolyn	93.N/A		123,942
Health and Human Services, Department of	Direct		IPA-Weiland, C. / CAN# 1994689	93.N/A		32,490
Health and Human Services, Department of	Direct		N01-CN-35110 mod 9	93.N/A		(4,507)
Health and Human Services, Department of	Pass-Through	3D Biomatrix, Inc.	Research Agmnt dtd 6/4/12	93.N/A		14,710
Health and Human Services, Department of	Pass-Through	Abt Associates, Inc.	41782 / ISIS-UMI-14981	93.N/A		48,040
Health and Human Services, Department of	Pass-Through	Altarum Institute	Subcontract SC-13-025	93.N/A		11,186
Health and Human Services, Department of	Pass-Through	American College of Radiology	Subaward 1343	93.N/A		22,176
Health and Human Services, Department of	Pass-Through	American International Health Alliance, Inc.	H-F9-ETH-13-0-PTR-SPUM-00	93.N/A		41,506
Health and Human Services, Department of	Pass-Through	Arbor Research Collaborative For Health	Appendix A to Proj Master Agmt	93.N/A		33,406
Health and Human Services, Department of	Pass-Through	Arbor Research Collaborative For Health	HHSM-500-T0001	93.N/A		1,221,198
Health and Human Services, Department of	Pass-Through	Arbor Ultrasound Technologies, LLC	Appendix 2 to Master Research	93.N/A		59,679
Health and Human Services, Department of	Pass-Through	Area Agency on Aging - Michigan	Agreement of 10/1/12	93.N/A		16,951
Health and Human Services, Department of	Pass-Through	Area Agency on Aging - Michigan	Contract Number 14-9202-03	93.N/A		30,528
Health and Human Services, Department of	Pass-Through	Atlas Research	Subcontractor Agreement	93.N/A		11,540
Health and Human Services, Department of	Pass-Through	Billings Clinic	Research site subk	93.N/A		44,950
Health and Human Services, Department of	Pass-Through	Biocrede, Inc	Roundtable Research Agreement	93.N/A		14,558
Health and Human Services, Department of	Pass-Through	Biocrede, Inc	Roundtable Research Agreement	93.N/A		34,316
Health and Human Services, Department of	Pass-Through	Brown University	00000319,P.O.#P263066	93.N/A		13,944
Health and Human Services, Department of	Pass-Through	Cancer Trials Support Unit (CTSU)	Check 829180	93.N/A		36,675
Health and Human Services, Department of	Pass-Through	Catapult Consultants, LLC	Work Order No. 004 and SOW	93.N/A		1,823
Health and Human Services, Department of	Pass-Through	Catholic Social Services	Adult Day Service	93.N/A		13,706
Health and Human Services, Department of	Pass-Through	Catholic Social Services	Adult Day Service	93.N/A		27,767
Health and Human Services, Department of	Pass-Through	Children's Hospital of Philadelphia, The	960770-RSUB / 9500010214	93.N/A		12,702
Health and Human Services, Department of	Pass-Through	Children's Hospital of Philadelphia, The	PO#960319-RSUB	93.N/A		10,929
Health and Human Services, Department of	Pass-Through	Columbia University	4 (GG006274-03)	93.N/A		13,665
Health and Human Services, Department of	Pass-Through	Duke University	SPS # 182730	93.N/A		3,293
Health and Human Services, Department of	Pass-Through	Duke University	SPS 169427	93.N/A		264,164
Health and Human Services, Department of	Pass-Through	Econometrica	2241-0001-UM	93.N/A		77,790
Health and Human Services, Department of	Pass-Through	Fenway Health	Agreement	93.N/A		705
Health and Human Services, Department of	Pass-Through	Health Research and Educational Trust	80104	93.N/A		218,674
Health and Human Services, Department of	Pass-Through	Health Research and Educational Trust	80321	93.N/A		326,766
Health and Human Services, Department of	Pass-Through	Health Research and Educational Trust	80399	93.N/A		683,088
Health and Human Services, Department of	Pass-Through	Improve Care Now, Inc.	Agreement	93.N/A		32,088
Health and Human Services, Department of	Pass-Through	Innovative Bio Therapies (IBT)	Proj Specific Addendum	93.N/A		15,597
Health and Human Services, Department of	Pass-Through	Institute of Nutrition of Central American and Panama (INCAP)	Prime HHSN268200900028C	93.N/A		282,888
Health and Human Services, Department of	Pass-Through	Instituto de Nutricion de Centro America y Panama	subcontract	93.N/A		98,086
Health and Human Services, Department of	Pass-Through	Intelligent Prosthetic Systems	Roundtable Resrch Agmnt	93.N/A		1,547
Health and Human Services, Department of	Pass-Through	Johns Hopkins University	HHSA290210000271; T.O. HHSA290	93.N/A		4,337
Health and Human Services, Department of	Pass-Through	Leidos Biomedical Research, Inc.	12XS505	93.N/A		17
Health and Human Services, Department of	Pass-Through	Leidos Biomedical Research, Inc.	29XS091	93.N/A		113,447
Health and Human Services, Department of	Pass-Through	Leidos Biomedical Research, Inc.	29XS161	93.N/A		88,998
Health and Human Services, Department of	Pass-Through	M.D. Anderson Cancer Center	00001338	93.N/A		2,126
Health and Human Services, Department of	Pass-Through	Massachusetts General Hospital	217238	93.N/A		50,012
Health and Human Services, Department of	Pass-Through	Michigan Critical Care Consultants, Inc.	Appendix 1 to Project Master A	93.N/A		450
Health and Human Services, Department of	Pass-Through	Michigan Critical Care Consultants, Inc.	Appendix E to Prjt Master Agmt	93.N/A		222,366
Health and Human Services, Department of	Pass-Through	Michigan Critical Care Consultants, Inc.	Appendix F to Project Master A	93.N/A		15,693
Health and Human Services, Department of	Pass-Through	Michigan Public Health Institute	G-30327-115-504200	93.N/A		33,238
Health and Human Services, Department of	Pass-Through	Michigan Public Health Institute	K-302208-116-504200	93.N/A		9,163
Health and Human Services, Department of	Pass-Through	Michigan, State of, Community Health, Department of	20144037	93.N/A		84
Health and Human Services, Department of	Pass-Through	Michigan, State of, Community Health, Department of	20133618-00	93.N/A		9,423
Health and Human Services, Department of	Pass-Through	Michigan, State of, Community Health, Department of	20141428	93.N/A		18,346
Health and Human Services, Department of	Pass-Through	Michigan, State of, Community Health, Department of	20142379	93.N/A		8,113
Health and Human Services, Department of	Pass-Through	Michigan, State of, Community Health, Department of	MDCH Amend #3 -	93.N/A		6,753
Health and Human Services, Department of	Pass-Through	NanoBio Corporation	HHSN272201300028C	93.N/A		181,577
Health and Human Services, Department of	Pass-Through	National Association for Chronic Disease	0602014-1121-1400-4	93.N/A		142,251
Health and Human Services, Department of	Pass-Through	National Association for Chronic Disease	0972013	93.N/A		239,897
Health and Human Services, Department of	Pass-Through	National Childhood Cancer Foundation	U01CA9745209	93.N/A		54,126
Health and Human Services, Department of	Pass-Through	National Institute for Pharmaceutical Technology and Education				
Health and Human Services, Department of	Pass-Through	(NIPTE)	NIPTE-UO1-MI-0001-2012	93.N/A		50,719
Health and Human Services, Department of	Pass-Through	National Institute of Occupational Health	211-2013-M-56365	93.N/A		21,826
Health and Human Services, Department of	Pass-Through	National Opinion Research Center	Subcontract 7407U-M01	93.N/A		34,231
Health and Human Services, Department of	Pass-Through	North Dakota Farm Bureau Foundation	Letter dtd 10/31/08	93.N/A		339
Health and Human Services, Department of	Pass-Through	ONL Therapeutics	R43 EY022512	93.N/A		12,230
Health and Human Services, Department of	Pass-Through	Research Foundation of Mental Hygiene, Inc.	108587	93.N/A		464
Health and Human Services, Department of	Pass-Through	Research Foundation of State University of New York	1114249/1/55773	93.N/A		4,296
Health and Human Services, Department of	Pass-Through	State University of New York	1105675/1/55773	93.N/A		5,738
Health and Human Services, Department of	Pass-Through	The Association of State and Territorial Health Officials				
Health and Human Services, Department of	Pass-Through	(ASTHO)	12201-74	93.N/A		7,649
Health and Human Services, Department of	Pass-Through	University of Alabama at Birmingham (UAB)	000383981-002	93.N/A		33,757
Health and Human Services, Department of	Pass-Through	University of Chicago	FP046846	93.N/A		129,913

**The University of Michigan**  
**Schedule of Expenditures of Federal Awards**  
**For the Year Ended June 30, 2014**

Cluster Title/Federal Grantor/Program	Type	Pass-Through Grantor	Award Identifier	CFDA Number	CFDA Program Title	Federal Expenditures
Health and Human Services, Department of	Pass-Through	University of Cincinnati	008833-002	93.N/A		4,060
Health and Human Services, Department of	Pass-Through	University of Illinois at Chicago	@00499160	93.N/A		11,805
Health and Human Services, Department of	Pass-Through	University of North Carolina	P404404	93.N/A		9,637
Health and Human Services, Department of	Pass-Through	University of Toledo	N2004-43, PO#19385	93.N/A		6,681
Health and Human Services, Department of	Pass-Through	University of Washington	760144	93.N/A		3,987
Health and Human Services, Department of	Pass-Through	Urban Institute, The	08692-003-00-UMI-01	93.N/A		50,867
Health and Human Services, Department of	Pass-Through	Wake Forest University	WFUHS 30225	93.N/A		51,073
Health and Human Services, Department of	Pass-Through	Washtenaw, County of	Email Dated 9/26/12	93.N/A		24,386
Health and Human Services, Department of	Pass-Through	Yale University	C10A10829(B00123)	93.N/A		82,691
						<u>\$ 18,910,663</u>
Health and Human Services, Department of	Direct		5 R18 CE001730-03	93.061	Innovations in Applied Public Health Research	\$ 44,514
Health and Human Services, Department of	Direct		5 U58 DP003835-04	93.068	Chronic Diseases: Research, Control, and Prevention	\$ 275,891
Health and Human Services, Department of	Direct		5 U58 DP003836-04	93.068	Chronic Diseases: Research, Control, and Prevention	\$ 392,564
						<u>\$ 668,455</u>
Health and Human Services, Department of	Pass-Through	Michigan, State of, Community Health, Department of	20141090-00	93.070	Environmental Public Health and Emergency Response	<u>\$ 17,057</u>
Health and Human Services, Department of	Pass-Through	Michigan, State of, Community Health, Department of	20143125	93.074	Hospital Preparedness Program (HPP) and Public Health Emergency Preparedness (PHEP) Aligned Cooperative Agreements	\$ 19,185
Health and Human Services, Department of	Pass-Through	Michigan, State of, Community Health, Department of	Project Contract # 20141438-00	93.074	Hospital Preparedness Program (HPP) and Public Health Emergency Preparedness (PHEP) Aligned Cooperative Agreements	<u>334,358</u>
						<u>\$ 353,543</u>
Health and Human Services, Department of	Direct		1R03CA18299001	93.077	Family Smoking Prevention and Tobacco Control Act Regulatory Research	\$ 54,650
Health and Human Services, Department of	Pass-Through	Georgetown University	RX 4442-040-UMSPH	93.077	Family Smoking Prevention and Tobacco Control Act Regulatory Research	<u>90,077</u>
						<u>\$ 144,727</u>
Health and Human Services, Department of	Pass-Through	Educational Development Center, Inc.	90AP2672 11392.0.00.02.00.000	93.092	Affordable Care Act (ACA) Personal Responsibility Education Program	<u>\$ (1,733)</u>
Health and Human Services, Department of	Direct		1 U01 FD005014-01	93.103	Food and Drug Administration_Research	\$ 295,073
Health and Human Services, Department of	Direct		2 P50 FD003787-05	93.103	Food and Drug Administration_Research	276,761
Health and Human Services, Department of	Direct		5 P50 FD003787 04	93.103	Food and Drug Administration_Research	(162,139)
Health and Human Services, Department of	Direct		5 P50 FD003787-02	93.103	Food and Drug Administration_Research	542,080
Health and Human Services, Department of	Direct		5 U01 FD004259-03	93.103	Food and Drug Administration_Research	61,795
Health and Human Services, Department of	Pass-Through	National Institute for Pharmaceutical Technology and Education (NIPTE)	NIPTE-U01-MI-1-2014	93.103	Food and Drug Administration_Research	5,944
Health and Human Services, Department of	Pass-Through	National Institute for Pharmaceutical Technology and Education (NIPTE)	NIPTE-U01-MI-002-2012	93.103	Food and Drug Administration_Research	2,109
Health and Human Services, Department of	Pass-Through	ZoneOne Pharma, Inc.	Research Agreement	93.103	Food and Drug Administration_Research	<u>116,474</u>
						<u>\$ 1,138,097</u>
Health and Human Services, Department of	Pass-Through	American Indian Health and Family Services of SE Michigan, Inc (AIHFS)	Agreement Dtd 3/18/14	93.104	Comprehensive Community Mental Health Services for Children with Serious Emotional Disturbances (SED)	<u>\$ 77,688</u>
Health and Human Services, Department of	Direct		5 T20 MC07463-09-00	93.110	Maternal and Child Health Federal Consolidated Programs	\$ 15,267
Health and Human Services, Department of	Pass-Through	Genetic Alliance, Inc	Agreement dated 10/1/12	93.110	Maternal and Child Health Federal Consolidated Programs	10,804
Health and Human Services, Department of	Pass-Through	Hemophilia Foundation of Michigan	Agreement dtd 8/8/13	93.110	Maternal and Child Health Federal Consolidated Programs	25,881
Health and Human Services, Department of	Pass-Through	Michigan Public Health Institute	K-38822-115-504200	93.110	Maternal and Child Health Federal Consolidated Programs	(942)
Health and Human Services, Department of	Pass-Through	Michigan, State of, Community Health, Department of	20131958	93.110	Maternal and Child Health Federal Consolidated Programs	6,651
Health and Human Services, Department of	Pass-Through	Michigan, State of, Community Health, Department of	20131960	93.110	Maternal and Child Health Federal Consolidated Programs	1,101
Health and Human Services, Department of	Pass-Through	Michigan, State of, Community Health, Department of	20141422-00	93.110	Maternal and Child Health Federal Consolidated Programs	<u>54</u>
						<u>\$ 58,816</u>
Health and Human Services, Department of	Direct		1 F31 ES021238 -01A1	93.113	Environmental Health	\$ 29,781
Health and Human Services, Department of	Direct		1K99ES02222101	93.113	Environmental Health	59,951
Health and Human Services, Department of	Direct		1R01ES02261601A1	93.113	Environmental Health	130,198
Health and Human Services, Department of	Direct		2 R01-ES012236-11	93.113	Environmental Health	60,538
Health and Human Services, Department of	Direct		5 D43ES018744 05	93.113	Environmental Health	162,927



**The University of Michigan**  
**Schedule of Expenditures of Federal Awards**  
**For the Year Ended June 30, 2014**

Cluster Title/Federal Grantor/Program	Type	Pass-Through Grantor	Award Identifier	CFDA Number	CFDA Program Title	Federal Expenditures
Health and Human Services, Department of	Direct		5 K01 ES016587-05	93.113	Environmental Health	52,276
Health and Human Services, Department of	Direct		5 K01 ES019909-04	93.113	Environmental Health	143,590
Health and Human Services, Department of	Direct		5 P20 ES018171-03	93.113	Environmental Health	41,105
Health and Human Services, Department of	Direct		5 P30 ES017885-04	93.113	Environmental Health	1,098,103
Health and Human Services, Department of	Direct		5 R01 ES008846-12	93.113	Environmental Health	7,128
Health and Human Services, Department of	Direct		5 R01 ES012236-10	93.113	Environmental Health	166,581
Health and Human Services, Department of	Direct		5 R01 ES012920-09	93.113	Environmental Health	377,107
Health and Human Services, Department of	Direct		5 R01 ES014566-05	93.113	Environmental Health	2,758
Health and Human Services, Department of	Direct		5 R01 ES014677-05	93.113	Environmental Health	135
Health and Human Services, Department of	Direct		5 R01 ES014860-05	93.113	Environmental Health	28,111
Health and Human Services, Department of	Direct		5 R01 ES016541-05	93.113	Environmental Health	81,457
Health and Human Services, Department of	Direct		5 R01 ES016769-05	93.113	Environmental Health	664,081
Health and Human Services, Department of	Direct		5 R01 ES016932-05	93.113	Environmental Health	75,789
Health and Human Services, Department of	Direct		5 R01 ES017022-05	93.113	Environmental Health	236,015
Health and Human Services, Department of	Direct		5 R01 ES017524-04	93.113	Environmental Health	242,248
Health and Human Services, Department of	Direct		5 R01 ES018872-05	93.113	Environmental Health	356,864
Health and Human Services, Department of	Direct		5 R01 ES019189-04	93.113	Environmental Health	120,333
Health and Human Services, Department of	Direct		5 R01 ES020875-03	93.113	Environmental Health	360,193
Health and Human Services, Department of	Direct		5 R01 ES021465-02	93.113	Environmental Health	491,624
Health and Human Services, Department of	Direct		5 R21 ES020156-02	93.113	Environmental Health	148,399
Health and Human Services, Department of	Direct		5 R21 ES020946-02	93.113	Environmental Health	187,322
Health and Human Services, Department of	Direct		5 R21 ES022311-02	93.113	Environmental Health	144,496
Health and Human Services, Department of	Direct		5P01ES022844-02	93.113	Environmental Health	311,211
Health and Human Services, Department of	Direct		5-R21 ES020811-03	93.113	Environmental Health	151,260
Health and Human Services, Department of	Direct		5U01ES020128-05	93.113	Environmental Health	381,428
Health and Human Services, Department of	Direct		T32 ES007062	93.113	Environmental Health	391,911
Health and Human Services, Department of	Pass-Through	Boston University	9500300288	93.113	Environmental Health	34,764
Health and Human Services, Department of	Pass-Through	Duke University	12-NIH-1062	93.113	Environmental Health	108,333
Health and Human Services, Department of	Pass-Through	Henry Ford Health System	1 R21 ES022321-01	93.113	Environmental Health	35,513
Health and Human Services, Department of	Pass-Through	Michigan State University	RC103336UM	93.113	Environmental Health	3,644
Health and Human Services, Department of	Pass-Through	Ohio State University Research Foundation	60020639, PO # RF01293940	93.113	Environmental Health	4,207
Health and Human Services, Department of	Pass-Through	Ohio State University, The	RF01280314 / 60034706	93.113	Environmental Health	37,657
Health and Human Services, Department of	Pass-Through	Rush University Medical Center	1 R21 ES020404-02	93.113	Environmental Health	30,178
Health and Human Services, Department of	Pass-Through	University of Pittsburgh	0030562 (122523-1)	93.113	Environmental Health	156,834
Health and Human Services, Department of	Pass-Through	University of Toronto	495477-Subgrant1	93.113	Environmental Health	240,916
						<u>\$ 7,356,966</u>
Health and Human Services, Department of	Direct		1D33HP1903801	93.117	Preventive Medicine and Public Health Residency Training Program, Integrative Medicine Program, and National Coordinating Center for Integrative Medicine	\$ 319,976
Health and Human Services, Department of	Direct		1D33HP257960100	93.117	Preventive Medicine and Public Health Residency Training Program, Integrative Medicine Program, and National Coordinating Center for Integrative Medicine	116,503
Health and Human Services, Department of	Direct		11MOHP251000100	93.117	Preventive Medicine and Public Health Residency Training Program, Integrative Medicine Program, and National Coordinating Center for Integrative Medicine	59,961
						<u>\$ 496,440</u>
Health and Human Services, Department of	Direct		1 K99 DE024178-01	93.121	Oral Diseases and Disorders Research	\$ 18,666
Health and Human Services, Department of	Direct		1 R01 DE024450-01A1	93.121	Oral Diseases and Disorders Research	149,761
Health and Human Services, Department of	Direct		1 R21 DE022439-02	93.121	Oral Diseases and Disorders Research	232,401
Health and Human Services, Department of	Direct		1 R56 DE023095-01A1	93.121	Oral Diseases and Disorders Research	197,608
Health and Human Services, Department of	Direct		1 R56 DE023333-01	93.121	Oral Diseases and Disorders Research	142,333
Health and Human Services, Department of	Direct		1 R56-DE022637-01A1	93.121	Oral Diseases and Disorders Research	139,456
Health and Human Services, Department of	Direct		1 R56-DE022787-01A1	93.121	Oral Diseases and Disorders Research	152,836
Health and Human Services, Department of	Direct		1 U01-DE023771-01	93.121	Oral Diseases and Disorders Research	381,555
Health and Human Services, Department of	Direct		5 F30 DE021293-03	93.121	Oral Diseases and Disorders Research	(447)
Health and Human Services, Department of	Direct		5 F30 DE022476-03	93.121	Oral Diseases and Disorders Research	41,879
Health and Human Services, Department of	Direct		5 K02 DE019513-05	93.121	Oral Diseases and Disorders Research	68,243
Health and Human Services, Department of	Direct		5 K08 DE021705-04	93.121	Oral Diseases and Disorders Research	102,404
Health and Human Services, Department of	Direct		5 K12 DE023574-02	93.121	Oral Diseases and Disorders Research	99,696
Health and Human Services, Department of	Direct		5 K23 DE019872-04	93.121	Oral Diseases and Disorders Research	89,893
Health and Human Services, Department of	Direct		5 K23 DE020197-05	93.121	Oral Diseases and Disorders Research	149,235
Health and Human Services, Department of	Direct		5 K23 DE021779-04	93.121	Oral Diseases and Disorders Research	126,635
Health and Human Services, Department of	Direct		5 R01 DE011723-16	93.121	Oral Diseases and Disorders Research	461,170
Health and Human Services, Department of	Direct		5 R01 DE013085-15	93.121	Oral Diseases and Disorders Research	617,867
Health and Human Services, Department of	Direct		5 R01 DE013386-10	93.121	Oral Diseases and Disorders Research	(8,898)



**The University of Michigan**  
**Schedule of Expenditures of Federal Awards**  
**For the Year Ended June 30, 2014**

Cluster Title/Federal Grantor/Program	Type	Pass-Through Grantor	Award Identifier	CFDA Number	CFDA Program Title	Federal Expenditures
Health and Human Services, Department of	Direct		5 R01 DE013397-12	93.121	Oral Diseases and Disorders Research	188,012
Health and Human Services, Department of	Direct		5 R01 DE015384-08	93.121	Oral Diseases and Disorders Research	(7,441)
Health and Human Services, Department of	Direct		5 R01 DE015846-10	93.121	Oral Diseases and Disorders Research	280,930
Health and Human Services, Department of	Direct		5 R01 DE016530-08	93.121	Oral Diseases and Disorders Research	288,964
Health and Human Services, Department of	Direct		5 R01 DE018020-05	93.121	Oral Diseases and Disorders Research	32,078
Health and Human Services, Department of	Direct		5 R01 DE018455-05	93.121	Oral Diseases and Disorders Research	34,212
Health and Human Services, Department of	Direct		5 R01 DE018503-05	93.121	Oral Diseases and Disorders Research	189,795
Health and Human Services, Department of	Direct		5 R01 DE018512-05	93.121	Oral Diseases and Disorders Research	10,377
Health and Human Services, Department of	Direct		5 R01 DE018890-05	93.121	Oral Diseases and Disorders Research	70,925
Health and Human Services, Department of	Direct		5 R01 DE018901-05	93.121	Oral Diseases and Disorders Research	176,090
Health and Human Services, Department of	Direct		5 R01 DE019126-04	93.121	Oral Diseases and Disorders Research	85,912
Health and Human Services, Department of	Direct		5 R01 DE019431-04	93.121	Oral Diseases and Disorders Research	382,060
Health and Human Services, Department of	Direct		5 R01 DE019622-05	93.121	Oral Diseases and Disorders Research	241,800
Health and Human Services, Department of	Direct		5 R01 DE019775-05	93.121	Oral Diseases and Disorders Research	390,955
Health and Human Services, Department of	Direct		5 R01 DE020843-05	93.121	Oral Diseases and Disorders Research	524,629
Health and Human Services, Department of	Direct		5 R01 DE021139-04	93.121	Oral Diseases and Disorders Research	277,048
Health and Human Services, Department of	Direct		5 R01 DE021410-04	93.121	Oral Diseases and Disorders Research	249,120
Health and Human Services, Department of	Direct		5 R01 DE022327-03	93.121	Oral Diseases and Disorders Research	416,674
Health and Human Services, Department of	Direct		5 R01 DE023220-02	93.121	Oral Diseases and Disorders Research	635,898
Health and Human Services, Department of	Direct		5 R01 DE023538-02	93.121	Oral Diseases and Disorders Research	335,012
Health and Human Services, Department of	Direct		5 R01-DE022567-02	93.121	Oral Diseases and Disorders Research	247,444
Health and Human Services, Department of	Direct		5 R03 DE021082-02	93.121	Oral Diseases and Disorders Research	(1,090)
Health and Human Services, Department of	Direct		5 R03 DE021718-02	93.121	Oral Diseases and Disorders Research	(844)
Health and Human Services, Department of	Direct		5 R21 DE019812 02	93.121	Oral Diseases and Disorders Research	(38,902)
Health and Human Services, Department of	Direct		5 R21 DE021537-02	93.121	Oral Diseases and Disorders Research	17,429
Health and Human Services, Department of	Direct		5 U01 DE021412-04	93.121	Oral Diseases and Disorders Research	1,166,928
Health and Human Services, Department of	Direct		T32 DE007057	93.121	Oral Diseases and Disorders Research	803,037
Health and Human Services, Department of	Pass-Through	Boston University	4145-5/PO#RA208158NGO	93.121	Oral Diseases and Disorders Research	8,934
Health and Human Services, Department of	Pass-Through	Duke University	203-1633	93.121	Oral Diseases and Disorders Research	63,176
Health and Human Services, Department of	Pass-Through	Forsyth Institute, The	16376-UMICH2380	93.121	Oral Diseases and Disorders Research	(796)
Health and Human Services, Department of	Pass-Through	Forsyth Institute, The	21127UM-2335	93.121	Oral Diseases and Disorders Research	95,484
Health and Human Services, Department of	Pass-Through	MC3 Inc	Appendix F to Master Agreement	93.121	Oral Diseases and Disorders Research	34,245
Health and Human Services, Department of	Pass-Through	Sanford-Burnham Medical Research Institute	57564-12175-UOM 02	93.121	Oral Diseases and Disorders Research	60,902
Health and Human Services, Department of	Pass-Through	State University of New York	11-14	93.121	Oral Diseases and Disorders Research	9
Health and Human Services, Department of	Pass-Through	University of Buffalo	R833985	93.121	Oral Diseases and Disorders Research	27,633
Health and Human Services, Department of	Pass-Through	University of Pittsburgh	0014136 (118907-2)	93.121	Oral Diseases and Disorders Research	256,443
						<u>\$ 10,705,375</u>
Health and Human Services, Department of	Direct		1A22HP259940100	93.124	Nurse Anesthetist Traineeships	<u>\$ 14,229</u>
Health and Human Services, Department of	Direct		5 H34 MC19353-02-00	93.127	Emergency Medical Services for Children	<u>\$ 46,127</u>
Health and Human Services, Department of	Direct		5 U03MC00003-13-00	93.127	Emergency Medical Services for Children	<u>666,800</u>
						<u>\$ 712,927</u>
Health and Human Services, Department of	Direct		5 U13 HS07689-0800	93.134	Grants to Increase Organ Donations	\$ 2,327,610
Health and Human Services, Department of	Pass-Through	National Kidney Foundation of Michigan	Agreement	93.134	Grants to Increase Organ Donations	11,451
Health and Human Services, Department of	Pass-Through	National Kidney Foundation of Michigan	NKFM Agrmnt dtd 9/1/10	93.134	Grants to Increase Organ Donations	18,743
						<u>\$ 2,357,804</u>
Health and Human Services, Department of	Direct		5 U48 DP001901-04	93.135	Centers for Research and Demonstration for Health Promotion and Disease Prevention	\$ 817,026
Health and Human Services, Department of	Direct		5U48DP001901 (core) 05	93.135	Centers for Research and Demonstration for Health Promotion and Disease Prevention	389,303
						<u>\$ 1,206,329</u>
Health and Human Services, Department of	Direct		1 R01 CE001473-02	93.136	Injury Prevention and Control Research and State and Community Based Programs	\$ 43,948
Health and Human Services, Department of	Direct		1 R49 CE000284-01	93.136	Injury Prevention and Control Research and State and Community Based Programs	(1)
Health and Human Services, Department of	Direct		1 U01 CE002167-02	93.136	Injury Prevention and Control Research and State and Community Based Programs	203,014
Health and Human Services, Department of	Direct		5 R49 CE002099-02	93.136	Injury Prevention and Control Research and State and Community Based Programs	835,168
Health and Human Services, Department of	Direct		5 U01 CE001940-05	93.136	Injury Prevention and Control Research and State and Community Based Programs	407,970
Health and Human Services, Department of	Direct		5 U01 CE001957 03	93.136	Injury Prevention and Control Research and State and Community Based Programs	1,270,871
Health and Human Services, Department of	Pass-Through	University of Washington	746737	93.136	Injury Prevention and Control Research and State and Community Based Programs	16,194
						<u>\$ 2,777,164</u>

**The University of Michigan**  
**Schedule of Expenditures of Federal Awards**  
**For the Year Ended June 30, 2014**

Cluster Title/Federal Grantor/Program	Type	Pass-Through Grantor	Award Identifier	CFDA Number	CFDA Program Title	Federal Expenditures
Health and Human Services, Department of	Pass-Through	International Union, UAW	Agreement dated 8/28/12	93.142	NIEHS Hazardous Waste Worker Health and Safety Training	\$ 156,406
Health and Human Services, Department of	Pass-Through	Northeastern University	50024178050/50024278050	93.143	NIEHS Superfund Hazardous Substances_Basic Research and Education	\$ (574)
Health and Human Services, Department of	Pass-Through	Northeastern University	500299	93.143	NIEHS Superfund Hazardous Substances_Basic Research and Education	182,478
Health and Human Services, Department of	Pass-Through	Northeastern University	500300	93.143	NIEHS Superfund Hazardous Substances_Basic Research and Education	260,893
Health and Human Services, Department of	Pass-Through	Northeastern University	50366	93.143	NIEHS Superfund Hazardous Substances_Basic Research and Education	59,983
						<u>\$ 502,780</u>
Health and Human Services, Department of	Direct		1 R01 HG004653-03	93.172	Human Genome Research	\$ 38
Health and Human Services, Department of	Direct		1 R01 HG007068-01A1	93.172	Human Genome Research	213,917
Health and Human Services, Department of	Direct		5 R01 HG00376-26	93.172	Human Genome Research	478,906
Health and Human Services, Department of	Direct		5 R01 HG006786-03	93.172	Human Genome Research	353,907
Health and Human Services, Department of	Direct		5 R01 HG007022-02	93.172	Human Genome Research	719,108
Health and Human Services, Department of	Direct		5 R01 HG007172-02	93.172	Human Genome Research	224,722
Health and Human Services, Department of	Direct		5 UM1 HG006508-02	93.172	Human Genome Research	2,089,390
Health and Human Services, Department of	Direct		7 R01 HG004906-04	93.172	Human Genome Research	116,320
Health and Human Services, Department of	Direct		T32 HG000040	93.172	Human Genome Research	720,710
Health and Human Services, Department of	Pass-Through	Boston College	1750-1	93.172	Human Genome Research	1,166
Health and Human Services, Department of	Pass-Through	Boston College	5001926-1	93.172	Human Genome Research	212,336
Health and Human Services, Department of	Pass-Through	Boston College	5002057-1	93.172	Human Genome Research	204,526
Health and Human Services, Department of	Pass-Through	Brigham and Women's Hospital	106933	93.172	Human Genome Research	30,907
Health and Human Services, Department of	Pass-Through	Brigham and Women's Hospital	107049	93.172	Human Genome Research	670
Health and Human Services, Department of	Pass-Through	Emory University	S496432	93.172	Human Genome Research	(2,183)
Health and Human Services, Department of	Pass-Through	Jackson Laboratory/MMRRC	Research Agreement	93.172	Human Genome Research	74,689
Health and Human Services, Department of	Pass-Through	Ohio State University, The	60035548	93.172	Human Genome Research	36,952
Health and Human Services, Department of	Pass-Through	Stanford University	60050098-104913-B	93.172	Human Genome Research	171,066
Health and Human Services, Department of	Pass-Through	University of Ghana Medical School	1U54HG006939-01	93.172	Human Genome Research	2,211
Health and Human Services, Department of	Pass-Through	University of Ghana Medical School	1U54HG006939-01	93.172	Human Genome Research	257,187
Health and Human Services, Department of	Pass-Through	University of Washington	748139	93.172	Human Genome Research	42,524
Health and Human Services, Department of	Pass-Through	University of Washington	756871	93.172	Human Genome Research	61,673
Health and Human Services, Department of	Pass-Through	Yale University	A08152(M11A11003)	93.172	Human Genome Research	(990)
						<u>\$ 6,009,752</u>
Health and Human Services, Department of	Direct		1 F32 DC013496 -01	93.173	Research Related to Deafness and Communication Disorders	\$ 29,565
Health and Human Services, Department of	Direct		1 R01 DC012308-01A1	93.173	Research Related to Deafness and Communication Disorders	40,560
Health and Human Services, Department of	Direct		1 R03 DC013378 02	93.173	Research Related to Deafness and Communication Disorders	125,610
Health and Human Services, Department of	Direct		1 R13 DC012744-01	93.173	Research Related to Deafness and Communication Disorders	9,343
Health and Human Services, Department of	Direct		1 R21 DC013678-01	93.173	Research Related to Deafness and Communication Disorders	25,689
Health and Human Services, Department of	Direct		1R21 DC013185-01A1	93.173	Research Related to Deafness and Communication Disorders	41,929
Health and Human Services, Department of	Direct		2 R01 DC009410-06	93.173	Research Related to Deafness and Communication Disorders	123,566
Health and Human Services, Department of	Direct		5 F31 DC012241-03	93.173	Research Related to Deafness and Communication Disorders	35,718
Health and Human Services, Department of	Direct		5 F31 DC013227-02	93.173	Research Related to Deafness and Communication Disorders	8,712
Health and Human Services, Department of	Direct		5 F32 DC011990-02	93.173	Research Related to Deafness and Communication Disorders	(10,134)
Health and Human Services, Department of	Direct		5 P30 DC005188-13	93.173	Research Related to Deafness and Communication Disorders	585,379
Health and Human Services, Department of	Direct		5 R01 DC000288-26	93.173	Research Related to Deafness and Communication Disorders	89,591
Health and Human Services, Department of	Direct		5 R01 DC000456-25	93.173	Research Related to Deafness and Communication Disorders	224,665
Health and Human Services, Department of	Direct		5 R01 DC003685-15	93.173	Research Related to Deafness and Communication Disorders	276,272
Health and Human Services, Department of	Direct		5 R01 DC003686-13	93.173	Research Related to Deafness and Communication Disorders	443,000
Health and Human Services, Department of	Direct		5 R01 DC004084-13	93.173	Research Related to Deafness and Communication Disorders	208,910

**The University of Michigan**  
**Schedule of Expenditures of Federal Awards**  
**For the Year Ended June 30, 2014**

Cluster Title/Federal Grantor/Program	Type	Pass-Through Grantor	Award Identifier	CFDA Number	CFDA Program Title	Federal Expenditures
Health and Human Services, Department of	Direct		5 R01 DC004825-13	93.173	Research Related to Deafness and Communication Disorders	422,498
Health and Human Services, Department of	Direct		5 R01 DC005053-10	93.173	Research Related to Deafness and Communication Disorders	253,128
Health and Human Services, Department of	Direct		5 R01 DC009410-05	93.173	Research Related to Deafness and Communication Disorders	77,125
Health and Human Services, Department of	Direct		5 R01 DC009606-05	93.173	Research Related to Deafness and Communication Disorders	95,034
Health and Human Services, Department of	Direct		5 R01 DC009982-05	93.173	Research Related to Deafness and Communication Disorders	198,649
Health and Human Services, Department of	Direct		5 R01 DC010412-05	93.173	Research Related to Deafness and Communication Disorders	447,516
Health and Human Services, Department of	Direct		5 R01 DC010786-05	93.173	Research Related to Deafness and Communication Disorders	232,147
Health and Human Services, Department of	Direct		5 R01 DC010827-04	93.173	Research Related to Deafness and Communication Disorders	234,159
Health and Human Services, Department of	Direct		5 R01 DC011277-05	93.173	Research Related to Deafness and Communication Disorders	248,932
Health and Human Services, Department of	Direct		5 R01 DC011294-04	93.173	Research Related to Deafness and Communication Disorders	547,775
Health and Human Services, Department of	Direct		5 R01 DC012760-2	93.173	Research Related to Deafness and Communication Disorders	329,563
Health and Human Services, Department of	Direct		5 R21 DC011631-02	93.173	Research Related to Deafness and Communication Disorders	83,902
Health and Human Services, Department of	Direct		5 R21 DC012410-02	93.173	Research Related to Deafness and Communication Disorders	102,690
Health and Human Services, Department of	Direct		5 R21 DC012912-02	93.173	Research Related to Deafness and Communication Disorders	210,836
Health and Human Services, Department of	Direct		5 U01 DC008423-04	93.173	Research Related to Deafness and Communication Disorders	73,181
Health and Human Services, Department of	Direct		7 K08 DC012535-03	93.173	Research Related to Deafness and Communication Disorders	126,100
Health and Human Services, Department of	Direct		T32 DC000011	93.173	Research Related to Deafness and Communication Disorders	288,667
Health and Human Services, Department of	Direct		T32 DC005356	93.173	Research Related to Deafness and Communication Disorders	279,069
Health and Human Services, Department of	Pass-Through	Drexel University	232603	93.173	Research Related to Deafness and Communication Disorders	102,305
Health and Human Services, Department of	Pass-Through	Duke University	184791/197789	93.173	Research Related to Deafness and Communication Disorders	2,000
Health and Human Services, Department of	Pass-Through	Johns Hopkins University	Agreement of 7/6/07	93.173	Research Related to Deafness and Communication Disorders	(34,858)
Health and Human Services, Department of	Pass-Through	O-Ray Pharma, Inc	1 R43 DC012265-01A1	93.173	Research Related to Deafness and Communication Disorders	37,994
Health and Human Services, Department of	Pass-Through	University of Georgia	RC287-417/4353688	93.173	Research Related to Deafness and Communication Disorders	34,300
Health and Human Services, Department of	Pass-Through	University of Southern California	40971076	93.173	Research Related to Deafness and Communication Disorders	48,833
						<u>\$ 6,699,920</u>
Health and Human Services, Department of	Direct		5 D19 HP24307-03-00	93.178	Nursing Workforce Diversity	\$ 348,382
Health and Human Services, Department of	Direct		5 D19HP22225-03-00	93.178	Nursing Workforce Diversity	397,254
						<u>\$ 745,636</u>
Health and Human Services, Department of	Pass-Through	Hemophilia Foundation of Michigan	CDC12-13-HTC446	93.184	Disabilities Prevention	\$ 16,257
Health and Human Services, Department of	Pass-Through	Hemophilia Foundation of Michigan	CDC13-14-HTC446	93.184	Disabilities Prevention	17,279
						<u>\$ 33,536</u>
Health and Human Services, Department of	Direct		5 U01 IP000414-04	93.185	Immunization Research, Demonstration, Public Information and Education_Training and Clinical Skills Improvement Projects	\$ 383,003
Health and Human Services, Department of	Direct		5 U01 IP000499-03	93.185	Immunization Research, Demonstration, Public Information and Education_Training and Clinical Skills Improvement Projects	314,508
Health and Human Services, Department of	Direct		5 U01 P000474-04	93.185	Immunization Research, Demonstration, Public Information and Education_Training and Clinical Skills Improvement Projects	1,048,496
Health and Human Services, Department of	Pass-Through	University of Colorado	FY14.613.002; Proj: 2-5-23583	93.185	Immunization Research, Demonstration, Public Information and Education_Training and Clinical Skills Improvement Projects	6,982

**The University of Michigan**  
**Schedule of Expenditures of Federal Awards**  
**For the Year Ended June 30, 2014**

Cluster Title/Federal Grantor/Program	Type	Pass-Through Grantor	Award Identifier	CFDA Number	CFDA Program Title	Federal Expenditures
						\$ 1,752,989
Health and Human Services, Department of	Direct		5 R01 AT004793-04	93.213	Research and Training in Complementary and Alternative Medicine	\$ (4,716)
Health and Human Services, Department of	Direct		5 R01 AT007550-02	93.213	Research and Training in Complementary and Alternative Medicine	337,789
Health and Human Services, Department of	Direct		5 R21 AT0045880 02	93.213	Research and Training in Complementary and Alternative Medicine	81,024
Health and Human Services, Department of	Direct		5 R21 AT006636-02	93.213	Research and Training in Complementary and Alternative Medicine	75,140
Health and Human Services, Department of	Direct		5 R21 AT007357-02	93.213	Research and Training in Complementary and Alternative Medicine	185,605
Health and Human Services, Department of	Pass-Through	Columbia University	1 (Acct #5-30233)	93.213	Research and Training in Complementary and Alternative Medicine	14,035
						<u>\$ 688,877</u>
Health and Human Services, Department of	Direct		T32 HS000053	93.225	National Research Service Awards_Health Services Research Training	\$ (125,181)
Health and Human Services, Department of	Direct		T32 HS000053	93.225	National Research Service Awards_Health Services Research Training	499,769
						<u>\$ 374,588</u>
Health and Human Services, Department of	Direct		1 K08 HS020937-01	93.226	Research on Healthcare Costs, Quality and Outcomes	\$ 116,953
Health and Human Services, Department of	Direct		1 K08-HS022835-01	93.226	Research on Healthcare Costs, Quality and Outcomes	35,547
Health and Human Services, Department of	Direct		1 R01 HS022535-01	93.226	Research on Healthcare Costs, Quality and Outcomes	187,751
Health and Human Services, Department of	Direct		1 R18 HS017690-04	93.226	Research on Healthcare Costs, Quality and Outcomes	99,498
Health and Human Services, Department of	Direct		1 R18 HS019147-01	93.226	Research on Healthcare Costs, Quality and Outcomes	29,003
Health and Human Services, Department of	Direct		1 R18 HS022258-01A1	93.226	Research on Healthcare Costs, Quality and Outcomes	13,561
Health and Human Services, Department of	Direct		1 R21 HS022336-01A1	93.226	Research on Healthcare Costs, Quality and Outcomes	14,949
Health and Human Services, Department of	Direct		1 R36 HS021976-01A1	93.226	Research on Healthcare Costs, Quality and Outcomes	31,152
Health and Human Services, Department of	Direct		1R01HS02168101A1	93.226	Research on Healthcare Costs, Quality and Outcomes	109,946
Health and Human Services, Department of	Direct		1R18HS02267401	93.226	Research on Healthcare Costs, Quality and Outcomes	367,122
Health and Human Services, Department of	Direct		2 R01 HS018334-04	93.226	Research on Healthcare Costs, Quality and Outcomes	236,500
Health and Human Services, Department of	Direct		5 K08 HS017765-04	93.226	Research on Healthcare Costs, Quality and Outcomes	(2,389)
Health and Human Services, Department of	Direct		5 K08 HS019767-05	93.226	Research on Healthcare Costs, Quality and Outcomes	151,260
Health and Human Services, Department of	Direct		5 K08 HS020671-03	93.226	Research on Healthcare Costs, Quality and Outcomes	133,574
Health and Human Services, Department of	Direct		5 K08 HS020672-03	93.226	Research on Healthcare Costs, Quality and Outcomes	152,670
Health and Human Services, Department of	Direct		5 K08 HS020927-02	93.226	Research on Healthcare Costs, Quality and Outcomes	151,983
Health and Human Services, Department of	Direct		5 R01 HS018334 -3	93.226	Research on Healthcare Costs, Quality and Outcomes	65,265
Health and Human Services, Department of	Direct		5 R01 HS018726-04	93.226	Research on Healthcare Costs, Quality and Outcomes	452,173
Health and Human Services, Department of	Direct		5 R01 HS018728-03	93.226	Research on Healthcare Costs, Quality and Outcomes	49,770
Health and Human Services, Department of	Direct		5 R01 HS020644-03	93.226	Research on Healthcare Costs, Quality and Outcomes	420,739
Health and Human Services, Department of	Direct		5 R18 HS018170-03	93.226	Research on Healthcare Costs, Quality and Outcomes	174,909
Health and Human Services, Department of	Direct		5 R18 HS019625-03	93.226	Research on Healthcare Costs, Quality and Outcomes	364,034
Health and Human Services, Department of	Direct		5 R18 HS020447-03	93.226	Research on Healthcare Costs, Quality and Outcomes	259,094
Health and Human Services, Department of	Direct		5 R18 HS021425-02	93.226	Research on Healthcare Costs, Quality and Outcomes	79,066
Health and Human Services, Department of	Direct		5 R21 HS020977-02	93.226	Research on Healthcare Costs, Quality and Outcomes	124,122
Health and Human Services, Department of	Direct		5 U18 HS020516-04	93.226	Research on Healthcare Costs, Quality and Outcomes	1,879,057
Health and Human Services, Department of	Direct		5K08HS01834604	93.226	Research on Healthcare Costs, Quality and Outcomes	142,938
Health and Human Services, Department of	Direct		5-R01-HS018050-03	93.226	Research on Healthcare Costs, Quality and Outcomes	46,422
Health and Human Services, Department of	Pass-Through	Dartmouth College	1352	93.226	Research on Healthcare Costs, Quality and Outcomes	10,179
Health and Human Services, Department of	Pass-Through	Florida State University	R01600	93.226	Research on Healthcare Costs, Quality and Outcomes	7,635
Health and Human Services, Department of	Pass-Through	University of California - Davis	Agmt # 201013395-7	93.226	Research on Healthcare Costs, Quality and Outcomes	(1,019)
Health and Human Services, Department of	Pass-Through	University of Iowa	W000408766	93.226	Research on Healthcare Costs, Quality and Outcomes	1,502
Health and Human Services, Department of	Pass-Through	University of Maryland, The	SR00002913	93.226	Research on Healthcare Costs, Quality and Outcomes	121,986
Health and Human Services, Department of	Pass-Through	University of Toledo	F2013-1	93.226	Research on Healthcare Costs, Quality and Outcomes	34,873
Health and Human Services, Department of	Pass-Through	Yale University	M13A11625 (A09178)	93.226	Research on Healthcare Costs, Quality and Outcomes	16,723
						<u>\$ 6,078,548</u>
Health and Human Services, Department of	Direct		5 R01 HL065272-12	93.233	National Center on Sleep Disorders Research	\$ 172,403
Health and Human Services, Department of	Direct		5 R01 HL098065-04	93.233	National Center on Sleep Disorders Research	362,515
Health and Human Services, Department of	Direct		5 R01HL105999-03	93.233	National Center on Sleep Disorders Research	565,435
Health and Human Services, Department of	Pass-Through	Brigham and Women's Hospital	106694	93.233	National Center on Sleep Disorders Research	51,138
						<u>\$ 1,151,491</u>
Health and Human Services, Department of	Pass-Through	Stanford University	60229334-104354-J	93.239	Policy Research and Evaluation Grants	\$ 19,497
Health and Human Services, Department of	Pass-Through	University of Wisconsin	455K184	93.239	Policy Research and Evaluation Grants	5,996
						<u>\$ 25,493</u>
Health and Human Services, Department of	Direct		5 R01 MH083670-04	93.240	State Capacity Building	\$ 49,756

**The University of Michigan**  
**Schedule of Expenditures of Federal Awards**  
**For the Year Ended June 30, 2014**

Cluster Title/Federal Grantor/Program	Type	Pass-Through Grantor	Award Identifier	CFDA Number	CFDA Program Title	Federal Expenditures
Health and Human Services, Department of	Direct		1 K01 MH101123-01A1	93.242	Mental Health Research Grants	\$ 19,388
Health and Human Services, Department of	Direct		1 R01 MH083754-01A2	93.242	Mental Health Research Grants	19,470
Health and Human Services, Department of	Direct		1 R01 MH094145-02	93.242	Mental Health Research Grants	598,558
Health and Human Services, Department of	Direct		1 R01 MH099898-01A1	93.242	Mental Health Research Grants	38,998
Health and Human Services, Department of	Direct		1 R03 MH097954-02	93.242	Mental Health Research Grants	64,065
Health and Human Services, Department of	Direct		1 R34 MH102098-01	93.242	Mental Health Research Grants	202,011
Health and Human Services, Department of	Direct		1R01MH10169701A1	93.242	Mental Health Research Grants	266,484
Health and Human Services, Department of	Direct		2 R01 MH101493-02	93.242	Mental Health Research Grants	230,115
Health and Human Services, Department of	Direct		4 R00 MH096939-02	93.242	Mental Health Research Grants	242,932
Health and Human Services, Department of	Direct		4R00MH09345905	93.242	Mental Health Research Grants	268,869
Health and Human Services, Department of	Direct		5 K01 MH087242-02	93.242	Mental Health Research Grants	(8,551)
Health and Human Services, Department of	Direct		5 K01 MH093708-03	93.242	Mental Health Research Grants	136,899
Health and Human Services, Department of	Direct		5 K01 MH095920-02	93.242	Mental Health Research Grants	98,024
Health and Human Services, Department of	Direct		5 K23 MH082176-05	93.242	Mental Health Research Grants	8,537
Health and Human Services, Department of	Direct		5 K23 MH085882-04	93.242	Mental Health Research Grants	159,475
Health and Human Services, Department of	Direct		5 K23 MH092648-03	93.242	Mental Health Research Grants	181,617
Health and Human Services, Department of	Direct		5 R01 MH 060670-12	93.242	Mental Health Research Grants	335,879
Health and Human Services, Department of	Direct		5 R01 MH050030-12	93.242	Mental Health Research Grants	172,065
Health and Human Services, Department of	Direct		5 R01 MH060655-10	93.242	Mental Health Research Grants	61,423
Health and Human Services, Department of	Direct		5 R01 MH063649-10	93.242	Mental Health Research Grants	76,556
Health and Human Services, Department of	Direct		5 R01 MH0636491-2	93.242	Mental Health Research Grants	284,911
Health and Human Services, Department of	Direct		5 R01 MH074852-05	93.242	Mental Health Research Grants	(9)
Health and Human Services, Department of	Direct		5 R01 MH077303-07	93.242	Mental Health Research Grants	149,768
Health and Human Services, Department of	Direct		5 R01 MH077690 04	93.242	Mental Health Research Grants	(895)
Health and Human Services, Department of	Direct		5 R01 MH07774-05	93.242	Mental Health Research Grants	3,443
Health and Human Services, Department of	Direct		5 R01 MH078975-05	93.242	Mental Health Research Grants	63,807
Health and Human Services, Department of	Direct		5 R01 MH079994-05	93.242	Mental Health Research Grants	320,500
Health and Human Services, Department of	Direct		5 R01 MH082784-05	93.242	Mental Health Research Grants	8,601
Health and Human Services, Department of	Direct		5 R01 MH082784-07	93.242	Mental Health Research Grants	375,201
Health and Human Services, Department of	Direct		5 R01 MH085321-05	93.242	Mental Health Research Grants	418,928
Health and Human Services, Department of	Direct		5 R01 MH085798-05	93.242	Mental Health Research Grants	359,391
Health and Human Services, Department of	Direct		5 R01 MH086530-05	93.242	Mental Health Research Grants	377,341
Health and Human Services, Department of	Direct		5 R01 MH087557-05	93.242	Mental Health Research Grants	358,959
Health and Human Services, Department of	Direct		5 R01 MH091186 05	93.242	Mental Health Research Grants	265,740
Health and Human Services, Department of	Direct		5 R01 MH091429-04	93.242	Mental Health Research Grants	281,279
Health and Human Services, Department of	Direct		5 R01 MH093486-03	93.242	Mental Health Research Grants	616,112
Health and Human Services, Department of	Direct		5 R01 MH096699-03	93.242	Mental Health Research Grants	433,809
Health and Human Services, Department of	Direct		5 R01 MH101459-02	93.242	Mental Health Research Grants	186,513
Health and Human Services, Department of	Direct		5 R01MH086858-04	93.242	Mental Health Research Grants	(3,815)
Health and Human Services, Department of	Direct		5 R21 MH092614 02	93.242	Mental Health Research Grants	38,905
Health and Human Services, Department of	Direct		5 R21 MH093888-02	93.242	Mental Health Research Grants	27,654
Health and Human Services, Department of	Direct		5 R21 MH095723-02	93.242	Mental Health Research Grants	183,471
Health and Human Services, Department of	Direct		5 R21 MH096216-02	93.242	Mental Health Research Grants	187,703
Health and Human Services, Department of	Direct		5 R21 MH097012-02	93.242	Mental Health Research Grants	148,655
Health and Human Services, Department of	Direct		5 R21 MH098174-02	93.242	Mental Health Research Grants	189,534
Health and Human Services, Department of	Direct		5 R21 MH101676-02	93.242	Mental Health Research Grants	146,238
Health and Human Services, Department of	Direct		5 R25 MH071279-10	93.242	Mental Health Research Grants	122,005
Health and Human Services, Department of	Direct		5 R34 MH082644-03	93.242	Mental Health Research Grants	74,663
Health and Human Services, Department of	Direct		5 R34 MH100404-02	93.242	Mental Health Research Grants	223,997
Health and Human Services, Department of	Direct		5 R34MH095571 04	93.242	Mental Health Research Grants	262,495
Health and Human Services, Department of	Direct		5 R37 MH045361-26	93.242	Mental Health Research Grants	194,890
Health and Human Services, Department of	Direct		5 U13 MH066849-10	93.242	Mental Health Research Grants	86,526
Health and Human Services, Department of	Pass-Through	Columbia University	1(GG005727-07)	93.242	Mental Health Research Grants	5,723
Health and Human Services, Department of	Pass-Through	Columbia University	Sub #2(GG005727)PO G02837	93.242	Mental Health Research Grants	1,275
Health and Human Services, Department of	Pass-Through	Columbia University	Sub award#2, (Acct#5-39891)	93.242	Mental Health Research Grants	(984)
Health and Human Services, Department of	Pass-Through	Columbia University	Subaward #3(GG005727-03)	93.242	Mental Health Research Grants	340,924
Health and Human Services, Department of	Pass-Through	Cornell University	12040475	93.242	Mental Health Research Grants	(56,923)
Health and Human Services, Department of	Pass-Through	Dartmouth College	364	93.242	Mental Health Research Grants	(73)
Health and Human Services, Department of	Pass-Through	Emory University	T050080	93.242	Mental Health Research Grants	11,134
Health and Human Services, Department of	Pass-Through	Hammzoco Technologies	Roundtable Research Agreement	93.242	Mental Health Research Grants	31,336
		Henry M. Jackson Foundation for the Advancement of Military				
Health and Human Services, Department of	Pass-Through	Medicine, Inc (HJF)	306115-12.99-63006 PO#786974	93.242	Mental Health Research Grants	4,433,158
Health and Human Services, Department of	Pass-Through	Research Foundation of Mental Hygiene, Inc.	25799	93.242	Mental Health Research Grants	7,927
Health and Human Services, Department of	Pass-Through	Research Foundation of Mental Hygiene, Inc.	25818	93.242	Mental Health Research Grants	20,203
Health and Human Services, Department of	Pass-Through	Salk Institute for Biological Studies	P0099462	93.242	Mental Health Research Grants	91,852
Health and Human Services, Department of	Pass-Through	University of California (UCSF)	10313964	93.242	Mental Health Research Grants	113,576
Health and Human Services, Department of	Pass-Through	University of Cincinnati	Sub award No. 007532	93.242	Mental Health Research Grants	(1,088)
Health and Human Services, Department of	Pass-Through	University of Colorado	1547677, PO#1000068545 #2	93.242	Mental Health Research Grants	18,314
Health and Human Services, Department of	Pass-Through	University of Colorado	FY13.608.001	93.242	Mental Health Research Grants	12,414
Health and Human Services, Department of	Pass-Through	University of Illinois at Chicago	2012-03036-01-00	93.242	Mental Health Research Grants	120,989

**The University of Michigan**  
**Schedule of Expenditures of Federal Awards**  
**For the Year Ended June 30, 2014**

Cluster Title/Federal Grantor/Program	Type	Pass-Through Grantor	Award Identifier	CFDA Number	CFDA Program Title	Federal Expenditures
Health and Human Services, Department of	Pass-Through	University of Illinois at Chicago	2012-06244-01-00	93.242	Mental Health Research Grants	18,956
Health and Human Services, Department of	Pass-Through	University of Iowa	W000211688, PO#1000822733	93.242	Mental Health Research Grants	4,610
Health and Human Services, Department of	Pass-Through	University of Rochester	PO#416188-G, UR#5-28681	93.242	Mental Health Research Grants	39,992
Health and Human Services, Department of	Pass-Through	University of Toledo	N2013-39	93.242	Mental Health Research Grants	16,729
						<u>\$ 14,789,178</u>
		American Indian Health and Family Services of SE Michigan, Inc			Substance Abuse and Mental Health	
Health and Human Services, Department of	Pass-Through	(AIHFS)	Agreement dtd 8/29/11	93.243	Services_Projects of Regional and National	
Health and Human Services, Department of	Direct		5 D09 HP22631-01-00	93.247	Significance	<u>\$ 63,619</u>
Health and Human Services, Department of	Direct		5 D09 HP22636-03-00	93.247	Advanced Nursing Education Grant Program	<u>\$ 176,602</u>
					Advanced Nursing Education Grant Program	<u>334,483</u>
						<u>\$ 511,085</u>
Health and Human Services, Department of	Direct		1R01OH01029702	93.262	Occupational Safety and Health Program	\$ 185,431
Health and Human Services, Department of	Direct		5 R21 OH010482-02	93.262	Occupational Safety and Health Program	101,679
Health and Human Services, Department of	Direct		T42 OH008455	93.262	Occupational Safety and Health Program	12,293
Health and Human Services, Department of	Direct		T42 OH008455	93.262	Occupational Safety and Health Program	1,307,227
Health and Human Services, Department of	Pass-Through	The Center for Construction Research and Training (CPWR)	CPWR Awd ltr dtd 3/19/12	93.262	Occupational Safety and Health Program	4,767
Health and Human Services, Department of	Pass-Through	University of Washington	725025	93.262	Occupational Safety and Health Program	5,656
Health and Human Services, Department of	Pass-Through	University of Washington	754870	93.262	Occupational Safety and Health Program	103,188
Health and Human Services, Department of	Pass-Through	Yale University	M12A11320 (A08918)	93.262	Occupational Safety and Health Program	24,185
Health and Human Services, Department of	Pass-Through	Yale University	M13A11571 (A09111)	93.262	Occupational Safety and Health Program	8,774
						<u>\$ 1,753,200</u>
Health and Human Services, Department of	Direct		T32 AA007477	93.272	Alcohol National Research Service Awards for	
					Research Training	143,228
Health and Human Services, Department of	Pass-Through	Pennsylvania State University	4434-UM-DHHS-9606	93.272	Alcohol National Research Service Awards for	
					Research Training	<u>71,798</u>
						<u>\$ 215,026</u>
Health and Human Services, Department of	Direct		1 R01 AA023122-01	93.273	Alcohol Research Programs	\$ 370,292
Health and Human Services, Department of	Direct		1 R21 AA021204-01A1	93.273	Alcohol Research Programs	232,098
Health and Human Services, Department of	Direct		2 R01 AA007065-26A1	93.273	Alcohol Research Programs	560,543
Health and Human Services, Department of	Direct		5 K01 AA165910-05	93.273	Alcohol Research Programs	141,850
Health and Human Services, Department of	Direct		5 K23 AA020297-03	93.273	Alcohol Research Programs	167,242
Health and Human Services, Department of	Direct		5 R01 AA012217-13	93.273	Alcohol Research Programs	580,449
Health and Human Services, Department of	Direct		5 R01 AA018122-05	93.273	Alcohol Research Programs	273,540
Health and Human Services, Department of	Direct		5 R01 AA018659-05	93.273	Alcohol Research Programs	881,708
Health and Human Services, Department of	Direct		5 R03 AA020090-02	93.273	Alcohol Research Programs	24,040
Health and Human Services, Department of	Direct		5 R21 AA017271-02	93.273	Alcohol Research Programs	(26,912)
Health and Human Services, Department of	Direct		5 R21 AA019723-02	93.273	Alcohol Research Programs	(914)
Health and Human Services, Department of	Direct		5 R21 AA02142602	93.273	Alcohol Research Programs	152,452
Health and Human Services, Department of	Direct		5 R37 AA007065-25	93.273	Alcohol Research Programs	(102,171)
Health and Human Services, Department of	Pass-Through	Cornell University	69951-10235	93.273	Alcohol Research Programs	13,185
Health and Human Services, Department of	Pass-Through	Idaho State University	11-255X	93.273	Alcohol Research Programs	17,148
Health and Human Services, Department of	Pass-Through	Oregon Health and Science University	9007455 UM	93.273	Alcohol Research Programs	15,201
Health and Human Services, Department of	Pass-Through	University of Texas at Austin	UTA11-000668	93.273	Alcohol Research Programs	(978)
Health and Human Services, Department of	Pass-Through	University of Washington	758324	93.273	Alcohol Research Programs	25,893
						<u>\$ 3,324,666</u>
Health and Human Services, Department of	Direct		1 R01 DA035316-01A1	93.279	Drug Abuse and Addiction Research Programs	\$ 26,868
Health and Human Services, Department of	Direct		1 R03 DA029168-01A1	93.279	Drug Abuse and Addiction Research Programs	5,203
Health and Human Services, Department of	Direct		1 R03 DA034718-01A1	93.279	Drug Abuse and Addiction Research Programs	111,092
Health and Human Services, Department of	Direct		1 R34 DA035331-01A1	93.279	Drug Abuse and Addiction Research Programs	47,816
Health and Human Services, Department of	Direct		5 F31 DA030799-02	93.279	Drug Abuse and Addiction Research Programs	24,076
Health and Human Services, Department of	Direct		5 K01 DA025868-05	93.279	Drug Abuse and Addiction Research Programs	265,702
Health and Human Services, Department of	Direct		5 K01 DA34765-02	93.279	Drug Abuse and Addiction Research Programs	133,774
Health and Human Services, Department of	Direct		5 K23 DA036008-02	93.279	Drug Abuse and Addiction Research Programs	99,911
Health and Human Services, Department of	Direct		5 K99 DA033454-02	93.279	Drug Abuse and Addiction Research Programs	132,014
Health and Human Services, Department of	Direct		5 P01 DA021633-05	93.279	Drug Abuse and Addiction Research Programs	(36,661)
Health and Human Services, Department of	Direct		5 R01 DA003910-26	93.279	Drug Abuse and Addiction Research Programs	(17,083)
Health and Human Services, Department of	Direct		5 R01 DA003910-28	93.279	Drug Abuse and Addiction Research Programs	649,638
Health and Human Services, Department of	Direct		5 R01 DA007484-14	93.279	Drug Abuse and Addiction Research Programs	321,139
Health and Human Services, Department of	Direct		5 R01 DA011697-12	93.279	Drug Abuse and Addiction Research Programs	570,885
Health and Human Services, Department of	Direct		5 R01 DA012677-13	93.279	Drug Abuse and Addiction Research Programs	149,121
Health and Human Services, Department of	Direct		5 R01 DA015188-10	93.279	Drug Abuse and Addiction Research Programs	271,505
Health and Human Services, Department of	Direct		5 R01 DA022520-05	93.279	Drug Abuse and Addiction Research Programs	(19,064)
Health and Human Services, Department of	Direct		5 R01 DA022720-05	93.279	Drug Abuse and Addiction Research Programs	60,143
Health and Human Services, Department of	Direct		5 R01 DA023252-05	93.279	Drug Abuse and Addiction Research Programs	(37,446)
Health and Human Services, Department of	Direct		5 R01 DA023992-04	93.279	Drug Abuse and Addiction Research Programs	(49,341)



**The University of Michigan**  
**Schedule of Expenditures of Federal Awards**  
**For the Year Ended June 30, 2014**

Cluster Title/Federal Grantor/Program	Type	Pass-Through Grantor	Award Identifier	CFDA Number	CFDA Program Title	Federal Expenditures
Health and Human Services, Department of	Direct		5 R01 DA024646-05	93.279	Drug Abuse and Addiction Research Programs	102,361
Health and Human Services, Department of	Direct		5 R01 DA024678-05	93.279	Drug Abuse and Addiction Research Programs	310,258
Health and Human Services, Department of	Direct		5 R01 DA024897-03	93.279	Drug Abuse and Addiction Research Programs	(60,251)
Health and Human Services, Department of	Direct		5 R01 DA025973-05	93.279	Drug Abuse and Addiction Research Programs	16,373
Health and Human Services, Department of	Direct		5 R01 DA026029-05	93.279	Drug Abuse and Addiction Research Programs	269,116
Health and Human Services, Department of	Direct		5 R01 DA027261-05	93.279	Drug Abuse and Addiction Research Programs	610,812
Health and Human Services, Department of	Direct		5 R01 DA027494-05	93.279	Drug Abuse and Addiction Research Programs	306,064
Health and Human Services, Department of	Direct		5 R01 DA029587-04	93.279	Drug Abuse and Addiction Research Programs	594,948
Health and Human Services, Department of	Direct		5 R01 DA030339-05	93.279	Drug Abuse and Addiction Research Programs	205,528
Health and Human Services, Department of	Direct		5 R01 DA031160 03	93.279	Drug Abuse and Addiction Research Programs	179,464
Health and Human Services, Department of	Direct		5 R01 DA032943-03	93.279	Drug Abuse and Addiction Research Programs	631,184
Health and Human Services, Department of	Direct		5 R01 DA033397-02	93.279	Drug Abuse and Addiction Research Programs	260,070
Health and Human Services, Department of	Direct		5 R01 DA034606-02	93.279	Drug Abuse and Addiction Research Programs	74,836
Health and Human Services, Department of	Direct		5 R01 DA035183-02	93.279	Drug Abuse and Addiction Research Programs	489,940
Health and Human Services, Department of	Direct		5 R01 DA035811-02	93.279	Drug Abuse and Addiction Research Programs	184,767
Health and Human Services, Department of	Direct		5 R21 DA031356-02	93.279	Drug Abuse and Addiction Research Programs	107,975
Health and Human Services, Department of	Direct		5 R21 DA031418-02	93.279	Drug Abuse and Addiction Research Programs	18,877
Health and Human Services, Department of	Direct		5 R21 DA032259-02	93.279	Drug Abuse and Addiction Research Programs	23,649
Health and Human Services, Department of	Direct		5 R21 DA032747-02	93.279	Drug Abuse and Addiction Research Programs	189,363
Health and Human Services, Department of	Direct		5 R21 DA032856-02	93.279	Drug Abuse and Addiction Research Programs	145,626
Health and Human Services, Department of	Direct		5 R33 DA026077-05	93.279	Drug Abuse and Addiction Research Programs	372,236
Health and Human Services, Department of	Direct		5P01 DA031656-02	93.279	Drug Abuse and Addiction Research Programs	1,127,926
Health and Human Services, Department of	Direct		5R01DA00141140	93.279	Drug Abuse and Addiction Research Programs	4,981,561
Health and Human Services, Department of	Direct		5R01DA01657512	93.279	Drug Abuse and Addiction Research Programs	2,055,485
Health and Human Services, Department of	Direct		T32 DA007267	93.279	Drug Abuse and Addiction Research Programs	383,720
Health and Human Services, Department of	Direct		T32 DA007268	93.279	Drug Abuse and Addiction Research Programs	303,181
Health and Human Services, Department of	Direct		T32 DA007281	93.279	Drug Abuse and Addiction Research Programs	263,450
Health and Human Services, Department of	Pass-Through	American Academy of Child and Adolescent Psychiatry	Award Letter	93.279	Drug Abuse and Addiction Research Programs	6,242
Health and Human Services, Department of	Pass-Through	Butler Hospital	Subaward #9199	93.279	Drug Abuse and Addiction Research Programs	15,721
Health and Human Services, Department of	Pass-Through	Group Health Research Institute	2013162397	93.279	Drug Abuse and Addiction Research Programs	81,760
Health and Human Services, Department of	Pass-Through	Pennsylvania State University	3140-UM-DHHS-0075	93.279	Drug Abuse and Addiction Research Programs	584,061
Health and Human Services, Department of	Pass-Through	RAND Corporation	9920130152	93.279	Drug Abuse and Addiction Research Programs	25,173
Health and Human Services, Department of	Pass-Through	Research Foundation of Mental Hygiene, Inc.	PO # 108074	93.279	Drug Abuse and Addiction Research Programs	87,069
Health and Human Services, Department of	Pass-Through	Stanford University	60364390-109591-A	93.279	Drug Abuse and Addiction Research Programs	61,592
Health and Human Services, Department of	Pass-Through	University of Bath	RE-PA0278A	93.279	Drug Abuse and Addiction Research Programs	111,023
Health and Human Services, Department of	Pass-Through	University of Chicago	FP054777	93.279	Drug Abuse and Addiction Research Programs	3,251
Health and Human Services, Department of	Pass-Through	University of Colorado	1550017/1000171003	93.279	Drug Abuse and Addiction Research Programs	42,279
Health and Human Services, Department of	Pass-Through	University of Kentucky Research Foundation	3048105116-09-228	93.279	Drug Abuse and Addiction Research Programs	(3,176)
Health and Human Services, Department of	Pass-Through	University of Kentucky Research Foundation	3048109330-13-153	93.279	Drug Abuse and Addiction Research Programs	87,987
Health and Human Services, Department of	Pass-Through	University of Kentucky Research Foundation	3048110289-13-237	93.279	Drug Abuse and Addiction Research Programs	140,623
Health and Human Services, Department of	Pass-Through	University of Minnesota	A485621505	93.279	Drug Abuse and Addiction Research Programs	438
Health and Human Services, Department of	Pass-Through	University of Minnesota	A485621506	93.279	Drug Abuse and Addiction Research Programs	690,282
Health and Human Services, Department of	Pass-Through	Washington Unversity in St. Louis	WU-13-78/ PO # 2916721W	93.279	Drug Abuse and Addiction Research Programs	91,623
						<b>\$ 18,883,759</b>
Health and Human Services, Department of	Direct		5 K01 MH085035-04	93.281	Mental Health Research Career/Scientist Development Awards	\$ 142,646
Health and Human Services, Department of	Direct		5 K23 MH095109-04	93.281	Mental Health Research Career/Scientist Development Awards	214,413
						<b>\$ 357,059</b>
Health and Human Services, Department of	Direct		5 F31 MH093112-03	93.282	Mental Health National Research Service Awards for Research Training	\$ 11,158
Health and Human Services, Department of	Direct		5 F31 MH097451-03	93.282	Mental Health National Research Service Awards for Research Training	36,197
Health and Human Services, Department of	Pass-Through	Dartmouth College	818	93.282	Mental Health National Research Service Awards for Research Training	136,688
						<b>\$ 184,043</b>
Health and Human Services, Department of	Direct		1 U01 CK00018501	93.283	Centers for Disease Control and Prevention_Investigations and Technical Assistance	\$ 456,320
Health and Human Services, Department of	Direct		5 U01 DP003250-02	93.283	Centers for Disease Control and Prevention_Investigations and Technical Assistance	685,373
Health and Human Services, Department of	Direct		5 U05 OMN000039 04	93.283	Centers for Disease Control and Prevention_Investigations and Technical Assistance	719,445
Health and Human Services, Department of	Direct		5 U58 DP002645-03	93.283	Centers for Disease Control and Prevention_Investigations and Technical Assistance	(2,761)
Health and Human Services, Department of	Pass-Through	American Thrombosis & Hemostasis Network	ATHN2011002-HTC3-1	93.283	Centers for Disease Control and Prevention_Investigations and Technical Assistance	14,530

**The University of Michigan**  
**Schedule of Expenditures of Federal Awards**  
**For the Year Ended June 30, 2014**

Cluster Title/Federal Grantor/Program	Type	Pass-Through Grantor	Award Identifier	CFDA Number	CFDA Program Title	Federal Expenditures
Health and Human Services, Department of	Pass-Through	Hektoen Institute for Medical Research, The	1074-324-UM-01	93.283	Centers for Disease Control and Prevention_Investigations and Technical Assistance	12,613
Health and Human Services, Department of	Pass-Through	Michigan, State of, Community Health, Department of	20120489	93.283	Centers for Disease Control and Prevention_Investigations and Technical Assistance	894
Health and Human Services, Department of	Pass-Through	Michigan, State of, Community Health, Department of	20131556	93.283	Centers for Disease Control and Prevention_Investigations and Technical Assistance	6,408
Health and Human Services, Department of	Pass-Through	Michigan, State of, Community Health, Department of	20131632-00	93.283	Centers for Disease Control and Prevention_Investigations and Technical Assistance	1,405
Health and Human Services, Department of	Pass-Through	Michigan, State of, Community Health, Department of	20141087	93.283	Centers for Disease Control and Prevention_Investigations and Technical Assistance	1,923
Health and Human Services, Department of	Pass-Through	Michigan, State of, Community Health, Department of	20141088-00	93.283	Centers for Disease Control and Prevention_Investigations and Technical Assistance	2,374
Health and Human Services, Department of	Pass-Through	Michigan, State of, Community Health, Department of	20141421-00	93.283	Centers for Disease Control and Prevention_Investigations and Technical Assistance	19,431
Health and Human Services, Department of	Pass-Through	National Association of County and City Health Officials	2013-011101	93.283	Centers for Disease Control and Prevention_Investigations and Technical Assistance	187,798
Health and Human Services, Department of	Pass-Through	National Kidney Foundation of Michigan	Agmt dtd 9/1/10	93.283	Centers for Disease Control and Prevention_Investigations and Technical Assistance	136,629
Health and Human Services, Department of	Pass-Through	Public Health Foundation	10106877502	93.283	Centers for Disease Control and Prevention_Investigations and Technical Assistance	155,914
						<u>\$ 2,398,296</u>
Health and Human Services, Department of	Direct		1 D57R21EB016783-01A1	93.286	Discovery and Applied Research for Technological Innovations to Improve Human Health	\$ 68,043
Health and Human Services, Department of	Direct		2R01EB006476-06	93.286	Discovery and Applied Research for Technological Innovations to Improve Human Health	474,008
Health and Human Services, Department of	Direct		4 R37 EB003320-17	93.286	Discovery and Applied Research for Technological Innovations to Improve Human Health	434,426
Health and Human Services, Department of	Direct		5 F32 EB015914-02	93.286	Discovery and Applied Research for Technological Innovations to Improve Human Health	46,328
Health and Human Services, Department of	Direct		5 P41 EB002030-15	93.286	Discovery and Applied Research for Technological Innovations to Improve Human Health	(1)
Health and Human Services, Department of	Direct		5 R01 EB000558 16	93.286	Discovery and Applied Research for Technological Innovations to Improve Human Health	569,562
Health and Human Services, Department of	Direct		5 R01 EB000783-16	93.286	Discovery and Applied Research for Technological Innovations to Improve Human Health	124,558
Health and Human Services, Department of	Direct		5 R01 EB000784-32	93.286	Discovery and Applied Research for Technological Innovations to Improve Human Health	152,678
Health and Human Services, Department of	Direct		5 R01 EB001994-15	93.286	Discovery and Applied Research for Technological Innovations to Improve Human Health	400,140
Health and Human Services, Department of	Direct		5 R01 EB005028-08	93.286	Discovery and Applied Research for Technological Innovations to Improve Human Health	226,278
Health and Human Services, Department of	Direct		5 R01 EB006476-04	93.286	Discovery and Applied Research for Technological Innovations to Improve Human Health	(5,061)
Health and Human Services, Department of	Direct		5 R01 EB008998-05	93.286	Discovery and Applied Research for Technological Innovations to Improve Human Health	460,380
Health and Human Services, Department of	Direct		5 R01 EB008999-05	93.286	Discovery and Applied Research for Technological Innovations to Improve Human Health	99,348
Health and Human Services, Department of	Direct		5 R01 EB012579-07	93.286	Discovery and Applied Research for Technological Innovations to Improve Human Health	558,295
Health and Human Services, Department of	Direct		5 R01 EB016079-02	93.286	Discovery and Applied Research for Technological Innovations to Improve Human Health	332,004
Health and Human Services, Department of	Direct		5 R21 EB0102686-02	93.286	Discovery and Applied Research for Technological Innovations to Improve Human Health	11,367
Health and Human Services, Department of	Direct		5 R21 EB012674-02	93.286	Discovery and Applied Research for Technological Innovations to Improve Human Health	37,926
Health and Human Services, Department of	Direct		5 R21 EB016236-02	93.286	Discovery and Applied Research for Technological Innovations to Improve Human Health	271,558
Health and Human Services, Department of	Direct		T32 EB005172	93.286	Discovery and Applied Research for Technological Innovations to Improve Human Health	106,995
Health and Human Services, Department of	Direct		T32 EB005582	93.286	Discovery and Applied Research for Technological Innovations to Improve Human Health	212,153
Health and Human Services, Department of	Pass-Through	University of Arizona	61325	93.286	Discovery and Applied Research for Technological Innovations to Improve Human Health	3,452
Health and Human Services, Department of	Pass-Through	University of Colorado	1550220/1000188965	93.286	Discovery and Applied Research for Technological Innovations to Improve Human Health	26,170
Health and Human Services, Department of	Pass-Through	University of Kansas	FY2013-067 (Prime R03EB015077)	93.286	Discovery and Applied Research for Technological Innovations to Improve Human Health	377
						<u>\$ 4,610,984</u>



**The University of Michigan**  
**Schedule of Expenditures of Federal Awards**  
**For the Year Ended June 30, 2014**

Cluster Title/Federal Grantor/Program	Type	Pass-Through Grantor	Award Identifier	CFDA Number	CFDA Program Title	Federal Expenditures
Health and Human Services, Department of	Pass-Through	National Kidney Foundation of Michigan	70-6450-20-10-7341	93.290	National Community Centers of Excellence in	
Health and Human Services, Department of	Direct		1 R01 HG005975-03	93.301	Women's Health	\$ 34,311
Health and Human Services, Department of	Direct		2 R01 CA071699-16A1	93.307	Small Rural Hospital Improvement Grant Program	\$ 70,242
Health and Human Services, Department of	Direct		2 T37 MD001425-17	93.307	Minority Health and Health Disparities Research	\$ 53,775
Health and Human Services, Department of	Direct		5 P60 MD002249-08	93.307	Minority Health and Health Disparities Research	262,518
Health and Human Services, Department of	Direct		5 R01 MD006085-04	93.307	Minority Health and Health Disparities Research	1,408,346
Health and Human Services, Department of	Direct		5 R21 MD005960-02	93.307	Minority Health and Health Disparities Research	435,212
Health and Human Services, Department of	Direct		5 R24 MD001619-08	93.307	Minority Health and Health Disparities Research	34,284
Health and Human Services, Department of	Direct		5 R24 MD00161909	93.307	Minority Health and Health Disparities Research	(211,126)
Health and Human Services, Department of	Direct		T37 MD001425-16	93.307	Minority Health and Health Disparities Research	757,200
Health and Human Services, Department of	Pass-Through	Patient Provider Communications, Inc	Sponsor Ltr Auth dtd 2/15/13	93.307	Minority Health and Health Disparities Research	55,650
						148,433
						<u>\$ 2,944,292</u>
Health and Human Services, Department of	Direct		1 DP 2DA035156-01	93.310	Trans-NIH Research Support	\$ 95,361
Health and Human Services, Department of	Direct		1 DP2 CA186752-01	93.310	Trans-NIH Research Support	366,315
Health and Human Services, Department of	Direct		1 DP2 HL117748-01	93.310	Trans-NIH Research Support	489,142
Health and Human Services, Department of	Direct		1 DP2 OD004197-01	93.310	Trans-NIH Research Support	(12,336)
Health and Human Services, Department of	Direct		1 DP2 OD008646-01	93.310	Trans-NIH Research Support	613,974
Health and Human Services, Department of	Direct		1 DP2 OD008693-01	93.310	Trans-NIH Research Support	487,299
Health and Human Services, Department of	Direct		1 DP2-MH104119-01	93.310	Trans-NIH Research Support	250,858
Health and Human Services, Department of	Direct		1 K01 GM109236-01	93.310	Trans-NIH Research Support	58,468
Health and Human Services, Department of	Direct		1 R03-MH-096595-02	93.310	Trans-NIH Research Support	(18,413)
Health and Human Services, Department of	Direct		3 R21 HG005077-02S1	93.310	Trans-NIH Research Support	5,923
Health and Human Services, Department of	Direct		5 DP5 OD009154-04	93.310	Trans-NIH Research Support	595,258
Health and Human Services, Department of	Direct		5 R01 GM095640-04	93.310	Trans-NIH Research Support	328,525
Health and Human Services, Department of	Direct		5 R03 MH094173-02	93.310	Trans-NIH Research Support	7,624
Health and Human Services, Department of	Direct		5 R03 MH095586-02	93.310	Trans-NIH Research Support	48,764
Health and Human Services, Department of	Direct		5 U01 NS073476-03	93.310	Trans-NIH Research Support	300,450
Health and Human Services, Department of	Direct		5 U24 DK097153-02	93.310	Trans-NIH Research Support	2,764,375
Health and Human Services, Department of	Direct		5 UH3 DK083993-04	93.310	Trans-NIH Research Support	1,009,812
Health and Human Services, Department of	Direct		7-DP2-OD006672-02	93.310	Trans-NIH Research Support	355,190
Health and Human Services, Department of	Pass-Through	Rockefeller University	UH2 TR000933	93.310	Trans-NIH Research Support	36,413
Health and Human Services, Department of	Pass-Through	University of Alabama	000430850-002	93.310	Trans-NIH Research Support	116,331
Health and Human Services, Department of	Pass-Through	University of Chicago	FP054192	93.310	Trans-NIH Research Support	35,858
						<u>\$ 7,935,191</u>
Health and Human Services, Department of	Pass-Through	Northern Illinois University	G1A62527	93.342	Health Professions Student Loans, Including Primary	
Health and Human Services, Department of	Direct		5 KL2 TR000434-08	93.350	Care Loans/Loans for Disadvantaged Students	\$ 40,924
Health and Human Services, Department of	Direct		5 UL1 TR000433-08	93.350	National Center for Advancing Translational Sciences	\$ 398,969
Health and Human Services, Department of	Direct		TL1 TR000435	93.350	National Center for Advancing Translational Sciences	8,874,510
Health and Human Services, Department of	Pass-Through	Innovative Bio Therapies (IBT)	Prj Spc Addendum	93.350	National Center for Advancing Translational Sciences	749,551
Health and Human Services, Department of	Pass-Through	Marquette University	Agreement	93.350	National Center for Advancing Translational Sciences	55,126
Health and Human Services, Department of	Pass-Through	Medical Cyberworlds, Inc	9R44TR000360-02A1	93.350	National Center for Advancing Translational Sciences	9,351
Health and Human Services, Department of	Pass-Through	Washington University in St. Louis	WU-13-197/2917333W	93.350	National Center for Advancing Translational Sciences	104,944
						(1,594)
						<u>\$ 10,190,857</u>
Health and Human Services, Department of	Direct		1 S10 OD012240-01A1	93.351	Research Infrastructure Programs	\$ 1,617,265
Health and Human Services, Department of	Direct		5 K26 OD016502-02	93.351	Research Infrastructure Programs	79,307
						<u>\$ 1,696,572</u>
Health and Human Services, Department of	Direct		1 F31 NR012852-01A1	93.361	Nursing Research	\$ 4,295
Health and Human Services, Department of	Direct		5 F31 NR012104-03	93.361	Nursing Research	1,801
Health and Human Services, Department of	Direct		5 F31 NR013809-02	93.361	Nursing Research	41,515
Health and Human Services, Department of	Direct		5 R00 NR010750-05	93.361	Nursing Research	(1,196)
Health and Human Services, Department of	Direct		5 R01 NR004778-12	93.361	Nursing Research	62,949
Health and Human Services, Department of	Direct		5 R01 NR007618-10	93.361	Nursing Research	81,673
Health and Human Services, Department of	Direct		5 R01 NR012011-05	93.361	Nursing Research	445,843
Health and Human Services, Department of	Direct		5 R01 NR013505-03	93.361	Nursing Research	590,773
Health and Human Services, Department of	Direct		5 R01 NR013658-03	93.361	Nursing Research	474,473
Health and Human Services, Department of	Direct		5 R01 NR013861-03	93.361	Nursing Research	446,561
Health and Human Services, Department of	Direct		5 R01 NR014200-03	93.361	Nursing Research	532,231
Health and Human Services, Department of	Direct		5 U01 NR004061-19	93.361	Nursing Research	418,890
Health and Human Services, Department of	Direct		T32 NR007073	93.361	Nursing Research	53,212
Health and Human Services, Department of	Pass-Through	Brigham and Women's Hospital	107404	93.361	Nursing Research	44,628
Health and Human Services, Department of	Pass-Through	Harvard	116061-5051313	93.361	Nursing Research	(56)
Health and Human Services, Department of	Pass-Through	Henry Ford Health System	Subcontract	93.361	Nursing Research	28,897
Health and Human Services, Department of	Pass-Through	Medical College of Wisconsin	Subaward No. 1	93.361	Nursing Research	182
Health and Human Services, Department of	Pass-Through	University of Texas-El Paso	26-1410-5762	93.361	Nursing Research	4,618

**The University of Michigan**  
**Schedule of Expenditures of Federal Awards**  
**For the Year Ended June 30, 2014**

Cluster Title/Federal Grantor/Program	Type	Pass-Through Grantor	Award Identifier	CFDA Number	CFDA Program Title	Federal Expenditures
						\$ 3,231,289
Health and Human Services, Department of	Direct		1 S10 OD016187-01	93.389	National Center for Research Resources	\$ 241,770
Health and Human Services, Department of	Direct		5 R25 OD010915-04	93.389	National Center for Research Resources	157,002
Health and Human Services, Department of	Direct		8 R24 OD010950-11	93.389	National Center for Research Resources	472,720
						<u>\$ 871,492</u>
Health and Human Services, Department of	Direct		1 R01 CA156608-02	93.393	Cancer Cause and Prevention Research	\$ (2,384)
Health and Human Services, Department of	Direct		1 R01 CA174768-01A1	93.393	Cancer Cause and Prevention Research	37,874
Health and Human Services, Department of	Direct		1 R21 CA172892-01	93.393	Cancer Cause and Prevention Research	79,172
Health and Human Services, Department of	Direct		1 RO3 CA184478-01	93.393	Cancer Cause and Prevention Research	1,291
Health and Human Services, Department of	Direct		2 R01 CA132755-06-A1	93.393	Cancer Cause and Prevention Research	9,921
Health and Human Services, Department of	Direct		4 R00-CA167644-03	93.393	Cancer Cause and Prevention Research	230,222
Health and Human Services, Department of	Direct		4 R01 CA129101-03	93.393	Cancer Cause and Prevention Research	31,431
Health and Human Services, Department of	Direct		5 P01 CA093900-10	93.393	Cancer Cause and Prevention Research	1,176,864
Health and Human Services, Department of	Direct		5 P01 CA163233-02	93.393	Cancer Cause and Prevention Research	2,654,563
Health and Human Services, Department of	Direct		5 R01 CA016954-36	93.393	Cancer Cause and Prevention Research	(109,445)
Health and Human Services, Department of	Direct		5 R01 CA074552-17	93.393	Cancer Cause and Prevention Research	111,676
Health and Human Services, Department of	Direct		5 R01 CA087837-14	93.393	Cancer Cause and Prevention Research	246,315
Health and Human Services, Department of	Direct		5 R01 CA101860-10	93.393	Cancer Cause and Prevention Research	74,258
Health and Human Services, Department of	Direct		5 R01 CA102563-10	93.393	Cancer Cause and Prevention Research	293,442
Health and Human Services, Department of	Direct		5 R01 CA107469-10	93.393	Cancer Cause and Prevention Research	304,097
Health and Human Services, Department of	Direct		5 R01 CA122254-05	93.393	Cancer Cause and Prevention Research	(106)
Health and Human Services, Department of	Direct		5 R01 CA129102-06	93.393	Cancer Cause and Prevention Research	284,297
Health and Human Services, Department of	Direct		5 R01 CA130899-05	93.393	Cancer Cause and Prevention Research	165,219
Health and Human Services, Department of	Direct		5 R01 CA131041-05	93.393	Cancer Cause and Prevention Research	253,389
Health and Human Services, Department of	Direct		5 R01 CA131045-04	93.393	Cancer Cause and Prevention Research	(33,769)
Health and Human Services, Department of	Direct		5 R01 CA132755-05	93.393	Cancer Cause and Prevention Research	115,689
Health and Human Services, Department of	Direct		5 R01 CA132874-05	93.393	Cancer Cause and Prevention Research	146,626
Health and Human Services, Department of	Direct		5 R01 CA134604-05	93.393	Cancer Cause and Prevention Research	330,930
Health and Human Services, Department of	Direct		5 R01 CA134606-05	93.393	Cancer Cause and Prevention Research	217,938
Health and Human Services, Department of	Direct		5 R01 CA136537-05	93.393	Cancer Cause and Prevention Research	194,276
Health and Human Services, Department of	Direct		5 R01 CA13662104	93.393	Cancer Cause and Prevention Research	391,900
Health and Human Services, Department of	Direct		5 R01 CA136829 05	93.393	Cancer Cause and Prevention Research	182,465
Health and Human Services, Department of	Direct		5 R01 CA136905-05	93.393	Cancer Cause and Prevention Research	130,228
Health and Human Services, Department of	Direct		5 R01 CA140211-05	93.393	Cancer Cause and Prevention Research	206,297
Health and Human Services, Department of	Direct		5 R01 CA144043-05	93.393	Cancer Cause and Prevention Research	971,300
Health and Human Services, Department of	Direct		5 R01 CA148828-05	93.393	Cancer Cause and Prevention Research	272,213
Health and Human Services, Department of	Direct		5 R01 CA152192-04	93.393	Cancer Cause and Prevention Research	826,418
Health and Human Services, Department of	Direct		5 R01 CA152413-04	93.393	Cancer Cause and Prevention Research	767,272
Health and Human Services, Department of	Direct		5 R01 CA154365-04	93.393	Cancer Cause and Prevention Research	297,358
Health and Human Services, Department of	Direct		5 R01 CA154455-03	93.393	Cancer Cause and Prevention Research	158,214
Health and Human Services, Department of	Direct		5 R01 CA157845-04	93.393	Cancer Cause and Prevention Research	351,396
Health and Human Services, Department of	Direct		5 R01 CA158286 03	93.393	Cancer Cause and Prevention Research	388,174
Health and Human Services, Department of	Direct		5 R01 CA166879-02	93.393	Cancer Cause and Prevention Research	324,891
Health and Human Services, Department of	Direct		5 R01 CA168691-02	93.393	Cancer Cause and Prevention Research	454,157
Health and Human Services, Department of	Direct		5 R01 CA171277-02	93.393	Cancer Cause and Prevention Research	330,052
Health and Human Services, Department of	Direct		5 R21 CA152247-02	93.393	Cancer Cause and Prevention Research	67,368
Health and Human Services, Department of	Direct		5 R21 CA177925-02	93.393	Cancer Cause and Prevention Research	201,530
Health and Human Services, Department of	Direct		5 U01 CA162147-02	93.393	Cancer Cause and Prevention Research	274,578
Health and Human Services, Department of	Direct		5-R01-CA-150926-22	93.393	Cancer Cause and Prevention Research	118,014
Health and Human Services, Department of	Direct		5-R03 CA167700-02	93.393	Cancer Cause and Prevention Research	46,965
Health and Human Services, Department of	Direct		7 R01 Ca095747-09	93.393	Cancer Cause and Prevention Research	33,519
Health and Human Services, Department of	Direct		7 R01 CA132896-03	93.393	Cancer Cause and Prevention Research	148,924
Health and Human Services, Department of	Direct		7 R21 CA157219-03	93.393	Cancer Cause and Prevention Research	117,938
Health and Human Services, Department of	Pass-Through	Albert Einstein College of Medicine	310127	93.393	Cancer Cause and Prevention Research	1,349
Health and Human Services, Department of	Pass-Through	Beckman Research Institute-City of Hope	22109.914987.6692/PO #B005959	93.393	Cancer Cause and Prevention Research	17,517
Health and Human Services, Department of	Pass-Through	Beckman Research Institute-City of Hope	22390.914991.6695	93.393	Cancer Cause and Prevention Research	16,320
Health and Human Services, Department of	Pass-Through	Group Health Research Institute	#2012104635	93.393	Cancer Cause and Prevention Research	30,160
Health and Human Services, Department of	Pass-Through	Harvard University	23570/114089	93.393	Cancer Cause and Prevention Research	65,853
Health and Human Services, Department of	Pass-Through	Hutchinson, Fred, Cancer Research Center	0000753057	93.393	Cancer Cause and Prevention Research	246,564
Health and Human Services, Department of	Pass-Through	Hutchinson, Fred, Cancer Research Center	0000760247	93.393	Cancer Cause and Prevention Research	120,184
Health and Human Services, Department of	Pass-Through	Johns Hopkins University	2000348825	93.393	Cancer Cause and Prevention Research	6,566
Health and Human Services, Department of	Pass-Through	Louisiana State University	12-05-001	93.393	Cancer Cause and Prevention Research	(11,014)
Health and Human Services, Department of	Pass-Through	Massachusetts General Hospital	217238-992709	93.393	Cancer Cause and Prevention Research	71,372
Health and Human Services, Department of	Pass-Through	Massachusetts General Hospital	Subaward No. 221502	93.393	Cancer Cause and Prevention Research	(30,454)
Health and Human Services, Department of	Pass-Through	Mayo Clinic	PO# 63289747	93.393	Cancer Cause and Prevention Research	16,315
Health and Human Services, Department of	Pass-Through	Michigan State University	RC100161UM	93.393	Cancer Cause and Prevention Research	76,061
Health and Human Services, Department of	Pass-Through	Michigan State University	RC101797UM	93.393	Cancer Cause and Prevention Research	9,108
Health and Human Services, Department of	Pass-Through	Ohio State University, The	60034096 / PO RF01310394	93.393	Cancer Cause and Prevention Research	85,962

**The University of Michigan**  
**Schedule of Expenditures of Federal Awards**  
**For the Year Ended June 30, 2014**

Cluster Title/Federal Grantor/Program	Type	Pass-Through Grantor	Award Identifier	CFDA Number	CFDA Program Title	Federal Expenditures
Health and Human Services, Department of	Pass-Through	Purdue University	4102-41070	93.393	Cancer Cause and Prevention Research	99,959
Health and Human Services, Department of	Pass-Through	RAND Corporation	9920120105	93.393	Cancer Cause and Prevention Research	42,649
Health and Human Services, Department of	Pass-Through	University of California - Los Angeles	1550GNA961	93.393	Cancer Cause and Prevention Research	1,383
Health and Human Services, Department of	Pass-Through	University of Hawaii	KA0014-	93.393	Cancer Cause and Prevention Research	55,590
Health and Human Services, Department of	Pass-Through	University of Kansas	QK859010	93.393	Cancer Cause and Prevention Research	1,890
Health and Human Services, Department of	Pass-Through	University of Pennsylvania	562194	93.393	Cancer Cause and Prevention Research	62,891
Health and Human Services, Department of	Pass-Through	University of South Carolina	14-2458	93.393	Cancer Cause and Prevention Research	72,171
Health and Human Services, Department of	Pass-Through	University of Southern California	454826888	93.393	Cancer Cause and Prevention Research	271,384
Health and Human Services, Department of	Pass-Through	University of Southern California	Y92563	93.393	Cancer Cause and Prevention Research	4,694
Health and Human Services, Department of	Pass-Through	University of Texas at Austin	UTA11-000402	93.393	Cancer Cause and Prevention Research	1,490
Health and Human Services, Department of	Pass-Through	Wayne State University	WSU11085.PO#P0516728	93.393	Cancer Cause and Prevention Research	16,239
Health and Human Services, Department of	Pass-Through	Weill Cornell Medical College-Qatar	13010007-2	93.393	Cancer Cause and Prevention Research	48,414
						<u>\$ 15,275,574</u>
Health and Human Services, Department of	Direct		1 R01 CA18676901-A1	93.394	Cancer Detection and Diagnosis Research	\$ 12,988
Health and Human Services, Department of	Direct		1 R21 CA176330-01A1	93.394	Cancer Detection and Diagnosis Research	52,201
Health and Human Services, Department of	Direct		1 U01 CA183027-01	93.394	Cancer Detection and Diagnosis Research	103,151
Health and Human Services, Department of	Direct		2 P01 CA085878-10A1	93.394	Cancer Detection and Diagnosis Research	1,277,674
Health and Human Services, Department of	Direct		5 P01 CA087634 10	93.394	Cancer Detection and Diagnosis Research	1,033,874
Health and Human Services, Department of	Direct		5 R01 CA091713-10	93.394	Cancer Detection and Diagnosis Research	51,364
Health and Human Services, Department of	Direct		5 R01 CA134579-05	93.394	Cancer Detection and Diagnosis Research	113,067
Health and Human Services, Department of	Direct		5 R01 CA134688-05	93.394	Cancer Detection and Diagnosis Research	321,401
Health and Human Services, Department of	Direct		5 R01 CA136892-04	93.394	Cancer Detection and Diagnosis Research	143,854
Health and Human Services, Department of	Direct		5 R01 CA140806-04	93.394	Cancer Detection and Diagnosis Research	90,190
Health and Human Services, Department of	Direct		5 R01 CA142750-05	93.394	Cancer Detection and Diagnosis Research	362,146
Health and Human Services, Department of	Direct		5 R01 CA151443-03	93.394	Cancer Detection and Diagnosis Research	803,170
Health and Human Services, Department of	Direct		5 R01 CA154980-03	93.394	Cancer Detection and Diagnosis Research	333,680
Health and Human Services, Department of	Direct		5 R01 CA160254-03	93.394	Cancer Detection and Diagnosis Research	305,270
Health and Human Services, Department of	Direct		5 R21 CA15277502	93.394	Cancer Detection and Diagnosis Research	97,458
Health and Human Services, Department of	Direct		5 R21 CA160157-02	93.394	Cancer Detection and Diagnosis Research	826
Health and Human Services, Department of	Direct		5 U01 CA086400-15	93.394	Cancer Detection and Diagnosis Research	650,232
Health and Human Services, Department of	Direct		5 U01 CA111275-10	93.394	Cancer Detection and Diagnosis Research	749,423
Health and Human Services, Department of	Direct		5 U01 CA166104-03	93.394	Cancer Detection and Diagnosis Research	558,860
Health and Human Services, Department of	Direct		5 U24 CA114748-08	93.394	Cancer Detection and Diagnosis Research	345,616
Health and Human Services, Department of	Pass-Through	American College of Radiology	1334	93.394	Cancer Detection and Diagnosis Research	(104)
Health and Human Services, Department of	Pass-Through	Beth Israel Deaconess Medical Center	01024500	93.394	Cancer Detection and Diagnosis Research	91
Health and Human Services, Department of	Pass-Through	Emory University	T112613	93.394	Cancer Detection and Diagnosis Research	80,674
Health and Human Services, Department of	Pass-Through	Hutchinson, Fred, Cancer Research Center	0000784246	93.394	Cancer Detection and Diagnosis Research	34,895
Health and Human Services, Department of	Pass-Through	Hutchinson, Fred, Cancer Research Center	0000792044	93.394	Cancer Detection and Diagnosis Research	44,734
Health and Human Services, Department of	Pass-Through	University of Akron	540180-UM	93.394	Cancer Detection and Diagnosis Research	35,645
Health and Human Services, Department of	Pass-Through	University of Pittsburgh	0026512 (409135-1)	93.394	Cancer Detection and Diagnosis Research	773
Health and Human Services, Department of	Pass-Through	University of Texas Health Science Center at San Antonio	154279	93.394	Cancer Detection and Diagnosis Research	246,339
Health and Human Services, Department of	Pass-Through	University of Texas Health Science Center at San Antonio	155026	93.394	Cancer Detection and Diagnosis Research	1,760,050
Health and Human Services, Department of	Pass-Through	University of Texas Health Science Center at San Antonio	Agreement No. 152987	93.394	Cancer Detection and Diagnosis Research	19,309
Health and Human Services, Department of	Pass-Through	University of Texas Health Science Center at San Antonio	Agreement No. 155032	93.394	Cancer Detection and Diagnosis Research	77,890
Health and Human Services, Department of	Pass-Through	University of Texas Southwestern Medical Center	130201	93.394	Cancer Detection and Diagnosis Research	64,218
Health and Human Services, Department of	Pass-Through	Van Andel Research Institute	UM-NCI-BH-10-40181-1	93.394	Cancer Detection and Diagnosis Research	(45,030)
						<u>\$ 9,725,929</u>
Health and Human Services, Department of	Direct		1 R01 CA181185-01	93.395	Cancer Treatment Research	\$ 109,670
Health and Human Services, Department of	Direct		1 R01-CA166033-02	93.395	Cancer Treatment Research	449,103
Health and Human Services, Department of	Direct		1 R13 CA183288-01	93.395	Cancer Treatment Research	12,000
Health and Human Services, Department of	Direct		1 R21 CA173459-01	93.395	Cancer Treatment Research	103,127
Health and Human Services, Department of	Direct		1 U10 CA180801-01	93.395	Cancer Treatment Research	234,978
Health and Human Services, Department of	Direct		2 P01 CA059827-16A1	93.395	Cancer Treatment Research	3,880
Health and Human Services, Department of	Direct		2 R01 CA133046-06A1	93.395	Cancer Treatment Research	44,050
Health and Human Services, Department of	Direct		2U10CA03742928	93.395	Cancer Treatment Research	1,094,617
Health and Human Services, Department of	Direct		5 P01 CA039542-26	93.395	Cancer Treatment Research	1,553,359
Health and Human Services, Department of	Direct		5 P01 CA085878-09	93.395	Cancer Treatment Research	2,116
Health and Human Services, Department of	Direct		5 R01 CA 109025-09	93.395	Cancer Treatment Research	255,752
Health and Human Services, Department of	Direct		5 R01 CA076581-13	93.395	Cancer Treatment Research	136,661
Health and Human Services, Department of	Direct		5 R01 CA083081-13	93.395	Cancer Treatment Research	237,614
Health and Human Services, Department of	Direct		5 R01 CA108874-09	93.395	Cancer Treatment Research	397,688
Health and Human Services, Department of	Direct		5 R01 CA114612-09	93.395	Cancer Treatment Research	346,461
Health and Human Services, Department of	Direct		5 R01 CA120023-06	93.395	Cancer Treatment Research	(19,274)
Health and Human Services, Department of	Direct		5 R01 CA125187-07	93.395	Cancer Treatment Research	385,762
Health and Human Services, Department of	Direct		5 R01 CA127477 04	93.395	Cancer Treatment Research	29,012
Health and Human Services, Department of	Direct		5 R01 CA127551-05	93.395	Cancer Treatment Research	504,345
Health and Human Services, Department of	Direct		5 R01 CA131290 05	93.395	Cancer Treatment Research	268,043
Health and Human Services, Department of	Direct		5 R01 CA132834-04	93.395	Cancer Treatment Research	376,061

**The University of Michigan**  
**Schedule of Expenditures of Federal Awards**  
**For the Year Ended June 30, 2014**

Cluster Title/Federal Grantor/Program	Type	Pass-Through Grantor	Award Identifier	CFDA Number	CFDA Program Title	Federal Expenditures
Health and Human Services, Department of	Direct		5 R01 CA138723-05	93.395	Cancer Treatment Research	354,574
Health and Human Services, Department of	Direct		5 R01 CA140667-05	93.395	Cancer Treatment Research	172,813
Health and Human Services, Department of	Direct		5 R01 CA142840-04	93.395	Cancer Treatment Research	32,223
Health and Human Services, Department of	Direct		5 R01 CA148713 04	93.395	Cancer Treatment Research	208,419
Health and Human Services, Department of	Direct		5 R01 CA149442-05	93.395	Cancer Treatment Research	329,339
Health and Human Services, Department of	Direct		5 R01 CA151445-05	93.395	Cancer Treatment Research	477,641
Health and Human Services, Department of	Direct		5 R01 CA155198-03	93.395	Cancer Treatment Research	340,111
Health and Human Services, Department of	Direct		5 R01 CA156744-04	93.395	Cancer Treatment Research	303,836
Health and Human Services, Department of	Direct		5 R01 CA160467-04	93.395	Cancer Treatment Research	255,618
Health and Human Services, Department of	Direct		5 R01 CA160981-04	93.395	Cancer Treatment Research	312,243
Health and Human Services, Department of	Direct		5 R01 CA163345-03	93.395	Cancer Treatment Research	423,680
Health and Human Services, Department of	Direct		5 R01 CA163737-03	93.395	Cancer Treatment Research	188,447
Health and Human Services, Department of	Direct		5 R01 CA163895-03	93.395	Cancer Treatment Research	298,849
Health and Human Services, Department of	Direct		5 R01 CA170198-03	93.395	Cancer Treatment Research	392,808
Health and Human Services, Department of	Direct		5 R01 CA177307-02	93.395	Cancer Treatment Research	254,477
Health and Human Services, Department of	Direct		5 R03 CA166860-02	93.395	Cancer Treatment Research	47,129
Health and Human Services, Department of	Direct		5 R21 CA158976-02	93.395	Cancer Treatment Research	6
Health and Human Services, Department of	Direct		5 U10 CA027057-34	93.395	Cancer Treatment Research	240,170
Health and Human Services, Department of	Direct		5 U10 CA03210234	93.395	Cancer Treatment Research	2,363,153
Health and Human Services, Department of	Direct		5R21CA175857-02	93.395	Cancer Treatment Research	158,341
Health and Human Services, Department of	Pass-Through	Baylor College of Medicine	5600605770	93.395	Cancer Treatment Research	617
Health and Human Services, Department of	Pass-Through	Cancer Trials Support Unit (CTSU)	Various Checks	93.395	Cancer Treatment Research	138,192
Health and Human Services, Department of	Pass-Through	City of Hope Medical Center	50023.914965.6693	93.395	Cancer Treatment Research	47,035
Health and Human Services, Department of	Pass-Through	Cleveland Clinic Foundation (CCF)	R01 CA168899	93.395	Cancer Treatment Research	108,795
Health and Human Services, Department of	Pass-Through	Colorado State University	G-4498-1	93.395	Cancer Treatment Research	50,250
Health and Human Services, Department of	Pass-Through	Columbia University	1 (Acct. #5-30237)	93.395	Cancer Treatment Research	1,638
Health and Human Services, Department of	Pass-Through	Gynecologic Oncology Group	Agreement	93.395	Cancer Treatment Research	8,019
Health and Human Services, Department of	Pass-Through	Indiana University	IN-4689603-UM	93.395	Cancer Treatment Research	51,317
Health and Human Services, Department of	Pass-Through	Mayo Clinic	sub 5R01CA133049-04	93.395	Cancer Treatment Research	18,156
Health and Human Services, Department of	Pass-Through	National Marrow Donor Program (NMDP)	C#10207/TC#592	93.395	Cancer Treatment Research	16,136
		National Surgical Adjuvant Breast and Bowel Project (NSABP)				
Health and Human Services, Department of	Pass-Through	Foundation, Inc.	MICHIGAN-DMP-1-YR28	93.395	Cancer Treatment Research	23,978
Health and Human Services, Department of	Pass-Through	Oregon Health and Science University	1003772_Michigan	93.395	Cancer Treatment Research	120,078
Health and Human Services, Department of	Pass-Through	Oregon Health and Science University	1004031_Michigan	93.395	Cancer Treatment Research	370,975
Health and Human Services, Department of	Pass-Through	St. Jude Children's Research Hospital	111287180-7466337	93.395	Cancer Treatment Research	10,061
Health and Human Services, Department of	Pass-Through	University of Kansas	FY2013-050-M2	93.395	Cancer Treatment Research	122,805
Health and Human Services, Department of	Pass-Through	Wayne State University	WSU13052	93.395	Cancer Treatment Research	13,589
						<b>\$ 14,780,543</b>
Health and Human Services, Department of	Direct		1 R01 CA174836-01A1	93.396	Cancer Biology Research	\$ 23,685
Health and Human Services, Department of	Direct		1 R01 CA183857-01	93.396	Cancer Biology Research	21,179
Health and Human Services, Department of	Direct		2 R01 CA125577-06	93.396	Cancer Biology Research	187,766
Health and Human Services, Department of	Direct		5 P01 CA039542-22S1	93.396	Cancer Biology Research	1,598
Health and Human Services, Department of	Direct		5 R00 CA151460-04	93.396	Cancer Biology Research	228,086
Health and Human Services, Department of	Direct		5 R01 CA071699-15	93.396	Cancer Biology Research	(12,436)
Health and Human Services, Department of	Direct		5 R01 CA082223-14	93.396	Cancer Biology Research	188,161
Health and Human Services, Department of	Direct		5 R01 CA088307-14	93.396	Cancer Biology Research	284,528
Health and Human Services, Department of	Direct		5 R01 CA094172-10	93.396	Cancer Biology Research	(2,151)
Health and Human Services, Department of	Direct		5 R01 CA099985-08	93.396	Cancer Biology Research	194,172
Health and Human Services, Department of	Direct		5 R01 CA118762-08	93.396	Cancer Biology Research	189,773
Health and Human Services, Department of	Direct		5 R01 CA126897-05	93.396	Cancer Biology Research	111,920
Health and Human Services, Department of	Direct		5 R01 CA129765-05	93.396	Cancer Biology Research	5,598
Health and Human Services, Department of	Direct		5 R01 CA129765-07	93.396	Cancer Biology Research	466,474
Health and Human Services, Department of	Direct		5 R01 CA132571-05	93.396	Cancer Biology Research	14,876
Health and Human Services, Department of	Direct		5 R01 CA136553-05	93.396	Cancer Biology Research	172,271
Health and Human Services, Department of	Direct		5 R01 CA14289-05	93.396	Cancer Biology Research	214,331
Health and Human Services, Department of	Direct		5 R01 CA143379-05	93.396	Cancer Biology Research	123,458
Health and Human Services, Department of	Direct		5 R01 CA144032-05	93.396	Cancer Biology Research	308,212
Health and Human Services, Department of	Direct		5 R01 CA148621-04	93.396	Cancer Biology Research	209,441
Health and Human Services, Department of	Direct		5 R01 CA151425-03	93.396	Cancer Biology Research	344,042
Health and Human Services, Department of	Direct		5 R01 CA151588-05	93.396	Cancer Biology Research	236,174
Health and Human Services, Department of	Direct		5 R01 CA151842-05	93.396	Cancer Biology Research	260,409
Health and Human Services, Department of	Direct		5 R01 CA152470-04	93.396	Cancer Biology Research	428,172
Health and Human Services, Department of	Direct		5 R01 CA154252-05	93.396	Cancer Biology Research	429,219
Health and Human Services, Department of	Direct		5 R01 CA156685-04	93.396	Cancer Biology Research	299,215
Health and Human Services, Department of	Direct		5 R01 CA171306-02	93.396	Cancer Biology Research	505,259
Health and Human Services, Department of	Direct		5 R01 CA172106-02	93.396	Cancer Biology Research	232,764
Health and Human Services, Department of	Direct		5 R01 CA173878-02	93.396	Cancer Biology Research	287,593
Health and Human Services, Department of	Direct		5 R21 CA138331 03	93.396	Cancer Biology Research	319
Health and Human Services, Department of	Direct		5 R21 CA167122-02	93.396	Cancer Biology Research	99,014

**The University of Michigan**  
**Schedule of Expenditures of Federal Awards**  
**For the Year Ended June 30, 2014**

Cluster Title/Federal Grantor/Program	Type	Pass-Through Grantor	Award Identifier	CFDA Number	CFDA Program Title	Federal Expenditures
Health and Human Services, Department of	Direct		5 R21 CA168479-02	93.396	Cancer Biology Research	222,930
Health and Human Services, Department of	Direct		5 R21 CA170995-02	93.396	Cancer Biology Research	223,976
Health and Human Services, Department of	Direct		5 U01 CA154224-04	93.396	Cancer Biology Research	388,933
Health and Human Services, Department of	Direct		5R01 CA125577-05	93.396	Cancer Biology Research	24,231
Health and Human Services, Department of	Pass-Through	Baylor College of Medicine	101663466	93.396	Cancer Biology Research	3,286
Health and Human Services, Department of	Pass-Through	Baylor College of Medicine	101825108	93.396	Cancer Biology Research	91,105
Health and Human Services, Department of	Pass-Through	Case Western Reserve University	RES508111	93.396	Cancer Biology Research	62,605
Health and Human Services, Department of	Pass-Through	Children's National Medical Center	30001802-14-01	93.396	Cancer Biology Research	295,442
Health and Human Services, Department of	Pass-Through	Cold Spring Harbor Lab	Award# 25604357; PO# 920809-SV	93.396	Cancer Biology Research	60,555
Health and Human Services, Department of	Pass-Through	Columbia University	1 (GG010518)	93.396	Cancer Biology Research	19,111
Health and Human Services, Department of	Pass-Through	Roswell Park Cancer Institute	21-01	93.396	Cancer Biology Research	14,797
Health and Human Services, Department of	Pass-Through	University of Pittsburgh	0034092 (123677-1)	93.396	Cancer Biology Research	141,879
Health and Human Services, Department of	Pass-Through	University of Toledo	N2013-81	93.396	Cancer Biology Research	8,214
						<b>\$ 7,610,186</b>
Health and Human Services, Department of	Direct		1P30CA18678601	93.397	Cancer Centers Support Grants	\$ 39,102
Health and Human Services, Department of	Direct		2 P30 CA046592-25	93.397	Cancer Centers Support Grants	5,504,376
Health and Human Services, Department of	Direct		3 P30 CA046592-23S3	93.397	Cancer Centers Support Grants	836
Health and Human Services, Department of	Direct		5 P50 CA069568-15S1	93.397	Cancer Centers Support Grants	445,357
Health and Human Services, Department of	Direct		5 P50 CA097248-10S1	93.397	Cancer Centers Support Grants	364,897
Health and Human Services, Department of	Direct		5 P50 CA130810-04	93.397	Cancer Centers Support Grants	2,276,490
Health and Human Services, Department of	Direct		5 U54 CA163124-03	93.397	Cancer Centers Support Grants	709,861
Health and Human Services, Department of	Pass-Through	Columbia University	Subaward #3(Acct #5-30761)	93.397	Cancer Centers Support Grants	11,580
Health and Human Services, Department of	Pass-Through	Sarcoma Alliance for Research Through Collaboration (SARC)	Subaward No 7.2	93.397	Cancer Centers Support Grants	25,856
Health and Human Services, Department of	Pass-Through	Sarcoma Alliance for Research Through Collaboration (SARC)	Subaward No. 7.2 Project 2	93.397	Cancer Centers Support Grants	102,970
Health and Human Services, Department of	Pass-Through	Sarcoma Alliance for Research Through Collaboration (SARC)	Subaward No. 7.2- project 3	93.397	Cancer Centers Support Grants	299,921
Health and Human Services, Department of	Pass-Through	Wayne State University	WSU13011	93.397	Cancer Centers Support Grants	28,489
Health and Human Services, Department of	Pass-Through	Wayne State University	WSU13082	93.397	Cancer Centers Support Grants	16,636
						<b>\$ 9,826,371</b>
Health and Human Services, Department of	Direct		1 F30 CA173910 -01A1	93.398	Cancer Research Manpower	\$ 15,918
Health and Human Services, Department of	Direct		1 F30 CA183276-01	93.398	Cancer Research Manpower	9,398
Health and Human Services, Department of	Direct		1 K08 CA172215-01A1	93.398	Cancer Research Manpower	153,905
Health and Human Services, Department of	Direct		1 K22 CA177824-01	93.398	Cancer Research Manpower	74,224
Health and Human Services, Department of	Direct		1F32CA168269-02	93.398	Cancer Research Manpower	71,775
Health and Human Services, Department of	Direct		5 F30 CA171917-02	93.398	Cancer Research Manpower	31,346
Health and Human Services, Department of	Direct		5 F30 CA180376-02	93.398	Cancer Research Manpower	34,759
Health and Human Services, Department of	Direct		5 F31 CA163530-03	93.398	Cancer Research Manpower	27,773
Health and Human Services, Department of	Direct		5 F31 CA165866-02	93.398	Cancer Research Manpower	7,727
Health and Human Services, Department of	Direct		5 K01 CA13474704	93.398	Cancer Research Manpower	44,078
Health and Human Services, Department of	Direct		5 K05 CA115571-05	93.398	Cancer Research Manpower	9,292
Health and Human Services, Department of	Direct		5 K07 CA154595-04	93.398	Cancer Research Manpower	172,134
Health and Human Services, Department of	Direct		5 K07 CA163665-02	93.398	Cancer Research Manpower	153,634
Health and Human Services, Department of	Direct		5 K08 CA127212-05	93.398	Cancer Research Manpower	33,909
Health and Human Services, Department of	Direct		5 K08 CA134649-05	93.398	Cancer Research Manpower	16,849
Health and Human Services, Department of	Direct		5 K08 CA151414-04	93.398	Cancer Research Manpower	180,670
Health and Human Services, Department of	Direct		5 K08 CA158425-03	93.398	Cancer Research Manpower	135,055
Health and Human Services, Department of	Direct		5 K99 CA160640-02	93.398	Cancer Research Manpower	109,853
Health and Human Services, Department of	Direct		5 R00 CA158136-05	93.398	Cancer Research Manpower	370,991
Health and Human Services, Department of	Direct		T32 CA009357	93.398	Cancer Research Manpower	281,269
Health and Human Services, Department of	Direct		T32 CA009672	93.398	Cancer Research Manpower	239,163
Health and Human Services, Department of	Direct		T32 CA009676	93.398	Cancer Research Manpower	323,554
Health and Human Services, Department of	Direct		T32 CA083654	93.398	Cancer Research Manpower	163,384
Health and Human Services, Department of	Direct		T32 CA140044	93.398	Cancer Research Manpower	244,247
						<b>\$ 2,904,907</b>
Health and Human Services, Department of	Direct		5 P50 CA093990-11	93.399	Cancer Control	\$ 325,921
Health and Human Services, Department of	Direct		5 P50 CA101451-10	93.399	Cancer Control	703,846
Health and Human Services, Department of	Direct		5 R01 CA122844-05	93.399	Cancer Control	71,470
Health and Human Services, Department of	Direct		5 R01 CA163493-02	93.399	Cancer Control	(59,508)
Health and Human Services, Department of	Direct		5 R21 CA154269-02	93.399	Cancer Control	37,437
Health and Human Services, Department of	Direct		5 U54 CA136429-05	93.399	Cancer Control	208,628
Health and Human Services, Department of	Direct		5 U54 CA163059-03	93.399	Cancer Control	1,397,364
Health and Human Services, Department of	Pass-Through	Ohio State University, The	No. 60039301/PO RF01341623	93.399	Cancer Control	34,659
Health and Human Services, Department of	Pass-Through	President and Fellows of Harvard College	114869-5646268	93.399	Cancer Control	31,598
						<b>\$ 2,751,415</b>
Health and Human Services, Department of	Direct		1 C12CS25627-01-00	93.501	Affordable Care Act (ACA) Grants for School-Based Health Center Capital Expenditures	\$ 34,124



**The University of Michigan**  
**Schedule of Expenditures of Federal Awards**  
**For the Year Ended June 30, 2014**

Cluster Title/Federal Grantor/Program	Type	Pass-Through Grantor	Award Identifier	CFDA Number	CFDA Program Title	Federal Expenditures
Health and Human Services, Department of	Direct		1 T89HP20745-01-00	93.510	Affordable Care Act (ACA) Primary Care Residency Expansion Program	\$ 235,491
Health and Human Services, Department of	Direct		1 T57 HP20601-01-00	93.513	Affordable Care Act (ACA) Advanced Nursing Education Expansion Initiative	\$ 330,000
Health and Human Services, Department of	Direct		1 T56 HP2065301-03	93.515	Affordable Care Act (ACA) Nurse-Managed Health Clinics	\$ 342,439
Health and Human Services, Department of	Direct		1 UB6HP20200-03-00	93.516	Affordable Care Act (ACA) Public Health Training Centers Program	\$ 225,799
Health and Human Services, Department of	Pass-Through	Michigan Human Services	CSEGRNT-12-81001	93.564	Child Support Enforcement Research	\$ 146,130
Health and Human Services, Department of	Pass-Through	University of Massachusetts Medical Center	WA00143278/RFS2013044	93.583	Refugee and Entrant Assistance_Wilson/Fish Program	\$ 104,908
Health and Human Services, Department of	Pass-Through	Duke University	203-9402	93.610	Health Care Innovation Awards (HCIA)	\$ 2,319
Health and Human Services, Department of	Pass-Through	Duke University	203-9622	93.610	Health Care Innovation Awards (HCIA)	348,243
						\$ 350,562
Health and Human Services, Department of	Pass-Through	Columbia University	Sub #1(GG006373-02)	93.647	Social Services Research and Demonstration	\$ 283,809
Health and Human Services, Department of	Pass-Through	Research Foundation of State University of New York	Sub#12-47,RF #62495	93.648	Child Welfare Research Training or Demonstration	\$ 26,038
Health and Human Services, Department of	Direct		90 CO1047-05-00	93.652	Adoption Opportunities	\$ 609,412
Health and Human Services, Department of	Direct		90C01047/04	93.652	Adoption Opportunities	640,336
						\$ 1,249,748
Health and Human Services, Department of	Pass-Through	Michigan, State of, Human Services, Department of	ADMIN 12-82001	93.674	Chafee Foster Care Independence Program	\$ (800)
Health and Human Services, Department of	Direct		5 R01 AI049294-11	93.701	Trans-NIH Recovery Act Research Support	\$ 363,672
Health and Human Services, Department of	Direct		5 R01 CA139014-04	93.701	Trans-NIH Recovery Act Research Support	419,169
Health and Human Services, Department of	Pass-Through	University of California - San Francisco	7384sc	93.701	Trans-NIH Recovery Act Research Support	1,813,495
						\$ 2,596,336
Health and Human Services, Department of	Direct		1 M01HP25191-01-00	93.732	Mental and Behavioral Health Education and Training Grants	\$ 145,851
Health and Human Services, Department of	Pass-Through	University of Nebraska	34-5507-1031-001	93.732	Mental and Behavioral Health Education and Training Grants	15,522
						\$ 161,373
Health and Human Services, Department of	Pass-Through	Michigan, State of, Community Health, Department of	20141414-00	93.733	Capacity Building Assistance to Strengthen Public Health Immunization Infrastructure and Performance <input type="checkbox"/> financed in part by the Prevention and Public Health Fund (PPHF)	\$ 60,720
Health and Human Services, Department of	Pass-Through	Arkansas, State of	4600028430	93.791	Money Follows the Person Rebalancing Demonstration	\$ 129,022
Health and Human Services, Department of	Direct		2 D18HP10625-05-00	93.822	Health Careers Opportunity Program	\$ 429,559
Health and Human Services, Department of	Direct		5 D18 HP13634-03	93.822	Health Careers Opportunity Program	63,039
						\$ 492,598
Health and Human Services, Department of	Direct		7 R01 HL072011-11	93.837	Cardiovascular Diseases Research	\$ 149,379
Health and Human Services, Department of	Direct		1 K08 HL116639-01A1	93.837	Cardiovascular Diseases Research	24,989
Health and Human Services, Department of	Direct		1 R01 HL112610A1	93.837	Cardiovascular Diseases Research	115,447
Health and Human Services, Department of	Direct		1 R01 HL117491-02	93.837	Cardiovascular Diseases Research	465,260
Health and Human Services, Department of	Direct		1 R01 HL117860-01A1	93.837	Cardiovascular Diseases Research	60,621
Health and Human Services, Department of	Direct		1 R01 HL118259-01	93.837	Cardiovascular Diseases Research	214,878
Health and Human Services, Department of	Direct		1 R01 HL122261-01	93.837	Cardiovascular Diseases Research	27,782
Health and Human Services, Department of	Direct		1 R01-HL118304-02	93.837	Cardiovascular Diseases Research	382,279
Health and Human Services, Department of	Direct		1 R21 HL098495-01A1	93.837	Cardiovascular Diseases Research	(2,847)
Health and Human Services, Department of	Direct		1 R21 HL10646702	93.837	Cardiovascular Diseases Research	110,576
Health and Human Services, Department of	Direct		2 R01 HL086865 07	93.837	Cardiovascular Diseases Research	386,548
Health and Human Services, Department of	Direct		2 R01 HL088419-06	93.837	Cardiovascular Diseases Research	525,389
Health and Human Services, Department of	Direct		2R01HL07339410A1	93.837	Cardiovascular Diseases Research	361,291
Health and Human Services, Department of	Direct		5 K01 HL103140-06	93.837	Cardiovascular Diseases Research	51,430
Health and Human Services, Department of	Direct		5 K08 HL091249-05	93.837	Cardiovascular Diseases Research	(2,000)
Health and Human Services, Department of	Direct		5 K08 HL103631-05	93.837	Cardiovascular Diseases Research	145,351
Health and Human Services, Department of	Direct		5 K23 HL092060-05	93.837	Cardiovascular Diseases Research	48,027
Health and Human Services, Department of	Direct		5 K23 HL093351-05	93.837	Cardiovascular Diseases Research	69,612
Health and Human Services, Department of	Direct		5 K23 HL095739-05	93.837	Cardiovascular Diseases Research	64,828
Health and Human Services, Department of	Direct		5 K23 HL109149-04	93.837	Cardiovascular Diseases Research	162,213
Health and Human Services, Department of	Direct		5 K23 HL109176-04	93.837	Cardiovascular Diseases Research	170,974
Health and Human Services, Department of	Direct		5 K24 HL111316-03	93.837	Cardiovascular Diseases Research	127,888
Health and Human Services, Department of	Direct		5 K25 HL111213-03	93.837	Cardiovascular Diseases Research	129,985
Health and Human Services, Department of	Direct		5 K99 HL114733-02	93.837	Cardiovascular Diseases Research	97,228
Health and Human Services, Department of	Direct		5 P01 HL087226-05	93.837	Cardiovascular Diseases Research	(20,727)
Health and Human Services, Department of	Direct		5 R00 HL089413-04	93.837	Cardiovascular Diseases Research	307,629
Health and Human Services, Department of	Direct		5 R00 HL094535-05	93.837	Cardiovascular Diseases Research	356,199

**The University of Michigan**  
**Schedule of Expenditures of Federal Awards**  
**For the Year Ended June 30, 2014**

Cluster Title/Federal Grantor/Program	Type	Pass-Through Grantor	Award Identifier	CFDA Number	CFDA Program Title	Federal Expenditures
Health and Human Services, Department of	Direct		5 R00HL113164-04	93.837	Cardiovascular Diseases Research	162,504
Health and Human Services, Department of	Direct		5 R01 HL055438-17	93.837	Cardiovascular Diseases Research	274,444
Health and Human Services, Department of	Direct		5 R01 HL058984-13	93.837	Cardiovascular Diseases Research	(120,637)
Health and Human Services, Department of	Direct		5 R01 HL058984-15	93.837	Cardiovascular Diseases Research	286,109
Health and Human Services, Department of	Direct		5 R01 HL06545-04	93.837	Cardiovascular Diseases Research	418,463
Health and Human Services, Department of	Direct		5 R01 HL068878-14	93.837	Cardiovascular Diseases Research	395,700
Health and Human Services, Department of	Direct		5 R01 HL069052-08	93.837	Cardiovascular Diseases Research	(17,586)
Health and Human Services, Department of	Direct		5 R01 HL070613-12	93.837	Cardiovascular Diseases Research	353,495
Health and Human Services, Department of	Direct		5 R01 HL070973-09	93.837	Cardiovascular Diseases Research	111,911
Health and Human Services, Department of	Direct		5 R01 HL071759-09	93.837	Cardiovascular Diseases Research	482,793
Health and Human Services, Department of	Direct		5 R01 HL07181810	93.837	Cardiovascular Diseases Research	14,101
Health and Human Services, Department of	Direct		5 R01 HL072905-09	93.837	Cardiovascular Diseases Research	555,188
Health and Human Services, Department of	Direct		5 R01 HL074862-08	93.837	Cardiovascular Diseases Research	(21,352)
Health and Human Services, Department of	Direct		5 R01 HL079540-28	93.837	Cardiovascular Diseases Research	(27,216)
Health and Human Services, Department of	Direct		5 R01 HL085339-05	93.837	Cardiovascular Diseases Research	3,400
Health and Human Services, Department of	Direct		5 R01 HL085400-05	93.837	Cardiovascular Diseases Research	278,857
Health and Human Services, Department of	Direct		5 R01 HL085571-04	93.837	Cardiovascular Diseases Research	24,297
Health and Human Services, Department of	Direct		5 R01 HL086553-05	93.837	Cardiovascular Diseases Research	(7,511)
Health and Human Services, Department of	Direct		5 R01 HL086684-05	93.837	Cardiovascular Diseases Research	234,906
Health and Human Services, Department of	Direct		5 R01 HL088391-05	93.837	Cardiovascular Diseases Research	288,496
Health and Human Services, Department of	Direct		5 R01 HL088419-04	93.837	Cardiovascular Diseases Research	(13,674)
Health and Human Services, Department of	Direct		5 R01 HL089544-05	93.837	Cardiovascular Diseases Research	(2,354)
Health and Human Services, Department of	Direct		5 R01 HL090801-05	93.837	Cardiovascular Diseases Research	(668)
Health and Human Services, Department of	Direct		5 R01 HL093338-05	93.837	Cardiovascular Diseases Research	345,825
Health and Human Services, Department of	Direct		5 R01 HL096498-04	93.837	Cardiovascular Diseases Research	53,032
Health and Human Services, Department of	Direct		5 R01 HL097361-04	93.837	Cardiovascular Diseases Research	130
Health and Human Services, Department of	Direct		5 R01 HL101161-04	93.837	Cardiovascular Diseases Research	883,299
Health and Human Services, Department of	Direct		5 R01 HL102334-05	93.837	Cardiovascular Diseases Research	441,722
Health and Human Services, Department of	Direct		5 R01 HL105114-05	93.837	Cardiovascular Diseases Research	622,968
Health and Human Services, Department of	Direct		5 R01 HL108175- 04	93.837	Cardiovascular Diseases Research	468,935
Health and Human Services, Department of	Direct		5 R01 HL109054-03	93.837	Cardiovascular Diseases Research	335,475
Health and Human Services, Department of	Direct		5 R01 HL109946-04	93.837	Cardiovascular Diseases Research	571,139
Health and Human Services, Department of	Direct		5 R01 HL110990-02	93.837	Cardiovascular Diseases Research	189,087
Health and Human Services, Department of	Direct		5 R01 HL114595-03	93.837	Cardiovascular Diseases Research	297,626
Health and Human Services, Department of	Direct		5 R01 HL115138-03	93.837	Cardiovascular Diseases Research	450,582
Health and Human Services, Department of	Direct		5 R01 HL117626-02	93.837	Cardiovascular Diseases Research	664,655
Health and Human Services, Department of	Direct		5 R21 HL106332-02	93.837	Cardiovascular Diseases Research	179,031
Health and Human Services, Department of	Direct		5 R21 HL108196-02	93.837	Cardiovascular Diseases Research	100,104
Health and Human Services, Department of	Direct		5 R21 HL111876-02	93.837	Cardiovascular Diseases Research	249,934
Health and Human Services, Department of	Direct		5 R21 HL114368-02	93.837	Cardiovascular Diseases Research	76,649
Health and Human Services, Department of	Direct		5 R21 HL115372-02	93.837	Cardiovascular Diseases Research	314,925
Health and Human Services, Department of	Direct		5 R25 HL108842-04	93.837	Cardiovascular Diseases Research	70,420
Health and Human Services, Department of	Direct		5 R34 HL105776-03	93.837	Cardiovascular Diseases Research	147,112
Health and Human Services, Department of	Direct		5 U01 HL094345-05	93.837	Cardiovascular Diseases Research	1,810,234
Health and Human Services, Department of	Direct		5 U01 HL105218-03	93.837	Cardiovascular Diseases Research	558,194
Health and Human Services, Department of	Direct		5 U01 HL109737-04	93.837	Cardiovascular Diseases Research	532,302
Health and Human Services, Department of	Direct		5 U10 HL069330-14	93.837	Cardiovascular Diseases Research	169,706
Health and Human Services, Department of	Direct		5R01 HL114038-02	93.837	Cardiovascular Diseases Research	606,820
Health and Human Services, Department of	Direct		7 R01 HL094317-05	93.837	Cardiovascular Diseases Research	12,859
Health and Human Services, Department of	Direct		7 U01 HL118738-02	93.837	Cardiovascular Diseases Research	167,828
Health and Human Services, Department of	Direct		T32 HL007853	93.837	Cardiovascular Diseases Research	20,921
Health and Human Services, Department of	Direct		T32 HL007853	93.837	Cardiovascular Diseases Research	348,290
Health and Human Services, Department of	Direct		T32 HL076123	93.837	Cardiovascular Diseases Research	125,178
Health and Human Services, Department of	Pass-Through	Arbor Ultrasound Technologies, LLC	Append 1 to Mstr Agmt 17369	93.837	Cardiovascular Diseases Research	78,191
Health and Human Services, Department of	Pass-Through	Beth Israel Deaconess Medical Center	sub award 01026053	93.837	Cardiovascular Diseases Research	13,327
Health and Human Services, Department of	Pass-Through	Children's Hospital of Boston	0000233005	93.837	Cardiovascular Diseases Research	(1,052)
Health and Human Services, Department of	Pass-Through	Children's Hospital of Philadelphia, The	2 R01 HL-082914-07	93.837	Cardiovascular Diseases Research	10,481
Health and Human Services, Department of	Pass-Through	Children's Hospital of Philadelphia, The	FP11498-02-02	93.837	Cardiovascular Diseases Research	16,924
Health and Human Services, Department of	Pass-Through	Compact Membrane Systems, Inc	Research Agreement dtd 7/23/12	93.837	Cardiovascular Diseases Research	(5,465)
Health and Human Services, Department of	Pass-Through	Harvard University	123641	93.837	Cardiovascular Diseases Research	188,568
Health and Human Services, Department of	Pass-Through	Harvard University	5052318	93.837	Cardiovascular Diseases Research	(24,149)
Health and Human Services, Department of	Pass-Through	Henry Ford Health System	R01 HL114981	93.837	Cardiovascular Diseases Research	27,767
Health and Human Services, Department of	Pass-Through	Henry Ford Health System	R34 HL109296	93.837	Cardiovascular Diseases Research	24,801
Health and Human Services, Department of	Pass-Through	Integrated Sensing Systems (ISSYS)	Award Letter	93.837	Cardiovascular Diseases Research	131,322
Health and Human Services, Department of	Pass-Through	Integrated Sensing Systems (ISSYS)	Award ltr dtd 11/21/2011	93.837	Cardiovascular Diseases Research	(220)
Health and Human Services, Department of	Pass-Through	InvivoSciences Inc.	Agreement	93.837	Cardiovascular Diseases Research	14,139
Health and Human Services, Department of	Pass-Through	Johns Hopkins University	Agreement Dated 12/22/11	93.837	Cardiovascular Diseases Research	83,706
Health and Human Services, Department of	Pass-Through	Massachusetts Institute of Technology	5710003515	93.837	Cardiovascular Diseases Research	103,973
Health and Human Services, Department of	Pass-Through	MC3 Inc	Appendix G to Project Master A	93.837	Cardiovascular Diseases Research	2,191
Health and Human Services, Department of	Pass-Through	MedArray, Inc.	Research Agreement	93.837	Cardiovascular Diseases Research	39,981

**The University of Michigan**  
**Schedule of Expenditures of Federal Awards**  
**For the Year Ended June 30, 2014**

Cluster Title/Federal Grantor/Program	Type	Pass-Through Grantor	Award Identifier	CFDA Number	CFDA Program Title	Federal Expenditures
Health and Human Services, Department of	Pass-Through	Michigan State University	RC100780UM	93.837	Cardiovascular Diseases Research	29,934
Health and Human Services, Department of	Pass-Through	New England Research Institute	Agreement	93.837	Cardiovascular Diseases Research	12,327
Health and Human Services, Department of	Pass-Through	New England Research Institute	Subcontract	93.837	Cardiovascular Diseases Research	21,278
Health and Human Services, Department of	Pass-Through	New England Research Institute	Subcontract under U10 HL068270	93.837	Cardiovascular Diseases Research	7
Health and Human Services, Department of	Pass-Through	New England Research Institute	U10HL068270	93.837	Cardiovascular Diseases Research	(286)
Health and Human Services, Department of	Pass-Through	New England Research Institute	U10HL068270	93.837	Cardiovascular Diseases Research	22,270
Health and Human Services, Department of	Pass-Through	North Carolina State University	2003-0219-01	93.837	Cardiovascular Diseases Research	18,157
Health and Human Services, Department of	Pass-Through	University of California - San Francisco	7732sc	93.837	Cardiovascular Diseases Research	59,138
Health and Human Services, Department of	Pass-Through	University of California-San Diego	10302052	93.837	Cardiovascular Diseases Research	10,136
Health and Human Services, Department of	Pass-Through	University of Colorado	14.696.002	93.837	Cardiovascular Diseases Research	34,737
Health and Human Services, Department of	Pass-Through	University of Minnesota	N003357702	93.837	Cardiovascular Diseases Research	44,010
Health and Human Services, Department of	Pass-Through	University of Missouri	C00040381-1	93.837	Cardiovascular Diseases Research	58,418
Health and Human Services, Department of	Pass-Through	University of Pennsylvania	559669/PO# 2918910	93.837	Cardiovascular Diseases Research	(1,906)
Health and Human Services, Department of	Pass-Through	University of Pennsylvania	561458/PO# 3088650	93.837	Cardiovascular Diseases Research	31,848
Health and Human Services, Department of	Pass-Through	University of Pennsylvania	561745	93.837	Cardiovascular Diseases Research	29,779
Health and Human Services, Department of	Pass-Through	University of South Carolina	13-2347(11530-FA84) P.O.#42158	93.837	Cardiovascular Diseases Research	12,855
Health and Human Services, Department of	Pass-Through	University of South Carolina	14-2607	93.837	Cardiovascular Diseases Research	8,207
Health and Human Services, Department of	Pass-Through	University of Texas at Dallas	0006439A	93.837	Cardiovascular Diseases Research	102,825
Health and Human Services, Department of	Pass-Through	University of Texas Southwestern Medical Center	R01HL091078	93.837	Cardiovascular Diseases Research	(21)
Health and Human Services, Department of	Pass-Through	University of Toledo	X2013-4	93.837	Cardiovascular Diseases Research	14,627
Health and Human Services, Department of	Pass-Through	University of Wisconsin	381K743	93.837	Cardiovascular Diseases Research	295,874
Health and Human Services, Department of	Pass-Through	Washington University	WU-14-242	93.837	Cardiovascular Diseases Research	944
Health and Human Services, Department of	Pass-Through	Yale University	M11A10986 (A09354)	93.837	Cardiovascular Diseases Research	17,764
						<b>\$ 20,546,284</b>
Health and Human Services, Department of	Direct		1 R01 HL115618-02	93.838	Lung Diseases Research	\$ 478,069
Health and Human Services, Department of	Direct		1 R01 HL119215-02	93.838	Lung Diseases Research	360,242
Health and Human Services, Department of	Direct		1 R01 HL119682-01A1	93.838	Lung Diseases Research	64,590
Health and Human Services, Department of	Direct		1 R01 HL122438-01	93.838	Lung Diseases Research	11,010
Health and Human Services, Department of	Direct		1 R01-HL118017-01A1	93.838	Lung Diseases Research	138,933
Health and Human Services, Department of	Direct		5 K08 HL094762-05	93.838	Lung Diseases Research	74,830
Health and Human Services, Department of	Direct		5 K08-HL094657-05	93.838	Lung Diseases Research	110,013
Health and Human Services, Department of	Direct		5 P50 HL107177-02	93.838	Lung Diseases Research	84,152
Health and Human Services, Department of	Direct		5 R01 HL031237-28	93.838	Lung Diseases Research	111,430
Health and Human Services, Department of	Direct		5 R01 HL052285-18	93.838	Lung Diseases Research	(6,269)
Health and Human Services, Department of	Direct		5 R01 HL058897-15	93.838	Lung Diseases Research	113,567
Health and Human Services, Department of	Direct		5 R01 HL059178-12	93.838	Lung Diseases Research	299,815
Health and Human Services, Department of	Direct		5 R01 HL069420-10	93.838	Lung Diseases Research	17,500
Health and Human Services, Department of	Direct		5 R01 HL079339-09	93.838	Lung Diseases Research	425,195
Health and Human Services, Department of	Direct		5 R01 HL081420-08	93.838	Lung Diseases Research	255,923
Health and Human Services, Department of	Direct		5 R01 HL085156-04	93.838	Lung Diseases Research	(22)
Health and Human Services, Department of	Direct		5 R01 HL089043-04	93.838	Lung Diseases Research	(67,581)
Health and Human Services, Department of	Direct		5 R01 HL089216-05	93.838	Lung Diseases Research	165,589
Health and Human Services, Department of	Direct		5 R01 HL091743-04	93.838	Lung Diseases Research	274,494
Health and Human Services, Department of	Direct		5 R01 HL091745-04	93.838	Lung Diseases Research	204,506
Health and Human Services, Department of	Direct		5 R01 HL092044-04	93.838	Lung Diseases Research	451,717
Health and Human Services, Department of	Direct		5 R01 HL093386-04	93.838	Lung Diseases Research	640,030
Health and Human Services, Department of	Direct		5 R01 HL094230-04	93.838	Lung Diseases Research	75,988
Health and Human Services, Department of	Direct		5 R01 HL094622-05	93.838	Lung Diseases Research	299,584
Health and Human Services, Department of	Direct		5 R01 HL095545-04	93.838	Lung Diseases Research	335,408
Health and Human Services, Department of	Direct		5 R01 HL097564-04	93.838	Lung Diseases Research	163,002
Health and Human Services, Department of	Direct		5 R01 HL097738-04	93.838	Lung Diseases Research	131,049
Health and Human Services, Department of	Direct		5 R01 HL098686-03	93.838	Lung Diseases Research	306,371
Health and Human Services, Department of	Direct		5 R01 HL101997-04	93.838	Lung Diseases Research	112,663
Health and Human Services, Department of	Direct		5 R01 HL102013-04	93.838	Lung Diseases Research	366,992
Health and Human Services, Department of	Direct		5 R01 HL105489-04	93.838	Lung Diseases Research	370,220
Health and Human Services, Department of	Direct		5 R01 HL109118-03	93.838	Lung Diseases Research	572,341
Health and Human Services, Department of	Direct		5 R01 HL112880-02	93.838	Lung Diseases Research	447,985
Health and Human Services, Department of	Direct		5 R01 HL112897-2	93.838	Lung Diseases Research	472,614
Health and Human Services, Department of	Direct		5 R01 HL114055-02	93.838	Lung Diseases Research	633,416
Health and Human Services, Department of	Direct		5 R01 HL114447-03	93.838	Lung Diseases Research	268,670
Health and Human Services, Department of	Direct		5 R01 HL114858-03	93.838	Lung Diseases Research	415,344
Health and Human Services, Department of	Direct		5 R01 HL116434-02	93.838	Lung Diseases Research	233,365
Health and Human Services, Department of	Direct		5 R01-HL108904-03	93.838	Lung Diseases Research	438,223
Health and Human Services, Department of	Direct		5 R18 HL094272-05	93.838	Lung Diseases Research	609,265
Health and Human Services, Department of	Direct		5 U01 HL098961-05	93.838	Lung Diseases Research	693,514
Health and Human Services, Department of	Direct		7 R01 HL095410-05	93.838	Lung Diseases Research	197,612
Health and Human Services, Department of	Direct		T32 HL007517	93.838	Lung Diseases Research	(2,695)
Health and Human Services, Department of	Direct		T32 HL007517	93.838	Lung Diseases Research	282,823
Health and Human Services, Department of	Direct		T32 HL007690	93.838	Lung Diseases Research	150,057



**The University of Michigan**  
**Schedule of Expenditures of Federal Awards**  
**For the Year Ended June 30, 2014**

Cluster Title/Federal Grantor/Program	Type	Pass-Through Grantor	Award Identifier	CFDA Number	CFDA Program Title	Federal Expenditures
Health and Human Services, Department of	Direct		T32 HL007749	93.838	Lung Diseases Research	8,149
Health and Human Services, Department of	Direct		T32 HL007749	93.838	Lung Diseases Research	791,940
Health and Human Services, Department of	Direct		T35 HL007690	93.838	Lung Diseases Research	3,456
Health and Human Services, Department of	Pass-Through	Brigham and Women's Hospital	106476	93.838	Lung Diseases Research	161,971
Health and Human Services, Department of	Pass-Through	Brigham and Women's Hospital	106699	93.838	Lung Diseases Research	32,186
Health and Human Services, Department of	Pass-Through	Brio Device, LLC	Roundtable Research Agreement	93.838	Lung Diseases Research	19,421
Health and Human Services, Department of	Pass-Through	Duke University	203-9806	93.838	Lung Diseases Research	14,095
Health and Human Services, Department of	Pass-Through	Duke University	U 10 HL080413 prime	93.838	Lung Diseases Research	68,015
Health and Human Services, Department of	Pass-Through	ImBio	Research Agreement	93.838	Lung Diseases Research	108,034
Health and Human Services, Department of	Pass-Through	Mayo Clinic	Subaward No. 5U01HL108712-02	93.838	Lung Diseases Research	127,857
Health and Human Services, Department of	Pass-Through	National Jewish Health	2020051807	93.838	Lung Diseases Research	21,746
Health and Human Services, Department of	Pass-Through	University of California - Los Angeles	1460GKB114/FAU 4-441407RE29387	93.838	Lung Diseases Research	19,283
Health and Human Services, Department of	Pass-Through	University of Minnesota	N000483802	93.838	Lung Diseases Research	6,264
Health and Human Services, Department of	Pass-Through	University of Minnesota	N001204501	93.838	Lung Diseases Research	251,195
Health and Human Services, Department of	Pass-Through	University of Minnesota	P001344007	93.838	Lung Diseases Research	30,996
Health and Human Services, Department of	Pass-Through	University of Pennsylvania	Empty	93.838	Lung Diseases Research	670
Health and Human Services, Department of	Pass-Through	University of Pittsburgh	0020149 (121989-1)	93.838	Lung Diseases Research	159,875
Health and Human Services, Department of	Pass-Through	University of Pittsburgh	0024088 (122208+1)	93.838	Lung Diseases Research	449,517
Health and Human Services, Department of	Pass-Through	University of Washington	748307	93.838	Lung Diseases Research	30,524
Health and Human Services, Department of	Pass-Through	University of Wisconsin	412K086	93.838	Lung Diseases Research	12,306
Health and Human Services, Department of	Pass-Through	Wayne State University	WSU13040	93.838	Lung Diseases Research	(826)
Health and Human Services, Department of	Pass-Through	Weill Cornell Medical College-Qatar	14101439-04	93.838	Lung Diseases Research	1,555
Health and Human Services, Department of	Pass-Through	Yale University	M12A11333 (A08685)	93.838	Lung Diseases Research	244,578
						<u>\$ 14,344,351</u>
Health and Human Services, Department of	Direct		1 F32 HL114150-01A1	93.839	Blood Diseases and Resources Research	\$ 19,677
Health and Human Services, Department of	Direct		1 R01 HL112642-03	93.839	Blood Diseases and Resources Research	568,168
Health and Human Services, Department of	Direct		2 R01-HL094311-06	93.839	Blood Diseases and Resources Research	551,900
Health and Human Services, Department of	Direct		5 P01 HL057346-15	93.839	Blood Diseases and Resources Research	1,438,378
Health and Human Services, Department of	Direct		5 P01 HL089407-05	93.839	Blood Diseases and Resources Research	(1,847)
Health and Human Services, Department of	Direct		5 R01 HL039693-24	93.839	Blood Diseases and Resources Research	430,366
Health and Human Services, Department of	Direct		5 R01 HL055374-15	93.839	Blood Diseases and Resources Research	2,196
Health and Human Services, Department of	Direct		5 R01 HL073150-09	93.839	Blood Diseases and Resources Research	207,334
Health and Human Services, Department of	Direct		5 R01 HL079118-09	93.839	Blood Diseases and Resources Research	233,775
Health and Human Services, Department of	Direct		5 R01 HL090775-05	93.839	Blood Diseases and Resources Research	(11,523)
Health and Human Services, Department of	Direct		5 R01 HL090775-07	93.839	Blood Diseases and Resources Research	260,268
Health and Human Services, Department of	Direct		5 R01 HL092129-04	93.839	Blood Diseases and Resources Research	(15,410)
Health and Human Services, Department of	Direct		5 R01 HL094311-04	93.839	Blood Diseases and Resources Research	(5,759)
Health and Human Services, Department of	Direct		5 R01 HL095091-05	93.839	Blood Diseases and Resources Research	273,777
Health and Human Services, Department of	Direct		5 R01 HL102662-04	93.839	Blood Diseases and Resources Research	373,505
Health and Human Services, Department of	Direct		5 U01 HL117658-02	93.839	Blood Diseases and Resources Research	1,193,228
Health and Human Services, Department of	Direct		T32 HL007622	93.839	Blood Diseases and Resources Research	371,550
Health and Human Services, Department of	Pass-Through	University of California - San Francisco	8041sc	93.839	Blood Diseases and Resources Research	34,453
						<u>\$ 5,924,036</u>
Health and Human Services, Department of	Direct		1 F32 AR064668-01	93.846	Arthritis, Musculoskeletal and Skin Diseases Research	\$ 57,050
Health and Human Services, Department of	Direct		1 K01 AR064275-01A1	93.846	Arthritis, Musculoskeletal and Skin Diseases Research	26,771
Health and Human Services, Department of	Direct		1 R01 AR063056-02	93.846	Arthritis, Musculoskeletal and Skin Diseases Research	368,275
Health and Human Services, Department of	Direct		1 R01 AR065403-01	93.846	Arthritis, Musculoskeletal and Skin Diseases Research	198,739
Health and Human Services, Department of	Direct		1 R01 AR065409-01A1	93.846	Arthritis, Musculoskeletal and Skin Diseases Research	65,617
Health and Human Services, Department of	Direct		1 R01 AR066049-01	93.846	Arthritis, Musculoskeletal and Skin Diseases Research	77,100
Health and Human Services, Department of	Direct		1 R21 AR062709-02	93.846	Arthritis, Musculoskeletal and Skin Diseases Research	117,535
Health and Human Services, Department of	Direct		1 R21 AR064041-01A1	93.846	Arthritis, Musculoskeletal and Skin Diseases Research	121,362
Health and Human Services, Department of	Direct		5 K01 AR055620-05	93.846	Arthritis, Musculoskeletal and Skin Diseases Research	92,343
Health and Human Services, Department of	Direct		5 K01 AR057427-04	93.846	Arthritis, Musculoskeletal and Skin Diseases Research	113,647
Health and Human Services, Department of	Direct		5 K01 AR059678-04	93.846	Arthritis, Musculoskeletal and Skin Diseases Research	86,472
Health and Human Services, Department of	Direct		5 K01 AR064765-02	93.846	Arthritis, Musculoskeletal and Skin Diseases Research	96,833

**The University of Michigan**  
**Schedule of Expenditures of Federal Awards**  
**For the Year Ended June 30, 2014**

Cluster Title/Federal Grantor/Program	Type	Pass-Through Grantor	Award Identifier	CFDA Number	CFDA Program Title	Federal Expenditures
Health and Human Services, Department of	Direct		5 K08 AR053152-05	93.846	Arthritis, Musculoskeletal and Skin Diseases Research	38,777
Health and Human Services, Department of	Direct		5 K08 AR054835-05	93.846	Arthritis, Musculoskeletal and Skin Diseases Research	23,292
Health and Human Services, Department of	Direct		5 K08 AR060802-04	93.846	Arthritis, Musculoskeletal and Skin Diseases Research	40,929
Health and Human Services, Department of	Direct		5 K08 AR063668-02	93.846	Arthritis, Musculoskeletal and Skin Diseases Research	135,048
Health and Human Services, Department of	Direct		5 K23 AR060241-04	93.846	Arthritis, Musculoskeletal and Skin Diseases Research	137,467
Health and Human Services, Department of	Direct		5 K24 AR063120-02	93.846	Arthritis, Musculoskeletal and Skin Diseases Research	185,248
Health and Human Services, Department of	Direct		5 K24 R053120-05	93.846	Arthritis, Musculoskeletal and Skin Diseases Research	36,175
Health and Human Services, Department of	Direct		5 R00 AR059796-05	93.846	Arthritis, Musculoskeletal and Skin Diseases Research	178,033
Health and Human Services, Department of	Direct		5 R01 AR042525-19	93.846	Arthritis, Musculoskeletal and Skin Diseases Research	144,517
Health and Human Services, Department of	Direct		5 R01 AR042742-19	93.846	Arthritis, Musculoskeletal and Skin Diseases Research	543,070
Health and Human Services, Department of	Direct		5 R01 AR044927-16	93.846	Arthritis, Musculoskeletal and Skin Diseases Research	791,238
Health and Human Services, Department of	Direct		5 R01 AR045973-15	93.846	Arthritis, Musculoskeletal and Skin Diseases Research	335,882
Health and Human Services, Department of	Direct		5 R01 AR047328-08	93.846	Arthritis, Musculoskeletal and Skin Diseases Research	240,135
Health and Human Services, Department of	Direct		5 R01 AR047969-08	93.846	Arthritis, Musculoskeletal and Skin Diseases Research	23,855
Health and Human Services, Department of	Direct		5 R01 AR050511-10	93.846	Arthritis, Musculoskeletal and Skin Diseases Research	428,765
Health and Human Services, Department of	Direct		5 R01 AR052010-08	93.846	Arthritis, Musculoskeletal and Skin Diseases Research	539,581
Health and Human Services, Department of	Direct		5 R01 AR054821-06	93.846	Arthritis, Musculoskeletal and Skin Diseases Research	176,660
Health and Human Services, Department of	Direct		5 R01 AR054966-05	93.846	Arthritis, Musculoskeletal and Skin Diseases Research	421,309
Health and Human Services, Department of	Direct		5 R01 AR055222-05	93.846	Arthritis, Musculoskeletal and Skin Diseases Research	18,701
Health and Human Services, Department of	Direct		5 R01 AR055624-05	93.846	Arthritis, Musculoskeletal and Skin Diseases Research	(2,244)
Health and Human Services, Department of	Direct		5 R01 AR056646-04	93.846	Arthritis, Musculoskeletal and Skin Diseases Research	199,414
Health and Human Services, Department of	Direct		5 R01 AR056649-04	93.846	Arthritis, Musculoskeletal and Skin Diseases Research	145,101
Health and Human Services, Department of	Direct		5 R01 AR056657-05	93.846	Arthritis, Musculoskeletal and Skin Diseases Research	368,708
Health and Human Services, Department of	Direct		5 R01 AR056991-05	93.846	Arthritis, Musculoskeletal and Skin Diseases Research	109,988
Health and Human Services, Department of	Direct		5 R01 AR059085-04	93.846	Arthritis, Musculoskeletal and Skin Diseases Research	461,007
Health and Human Services, Department of	Direct		5 R01 AR059193-03	93.846	Arthritis, Musculoskeletal and Skin Diseases Research	(4)
Health and Human Services, Department of	Direct		5 R01 AR059688-05	93.846	Arthritis, Musculoskeletal and Skin Diseases Research	250,815
Health and Human Services, Department of	Direct		5 R01 AR060350-03	93.846	Arthritis, Musculoskeletal and Skin Diseases Research	497,007
Health and Human Services, Department of	Direct		5 R01 AR060392-04	93.846	Arthritis, Musculoskeletal and Skin Diseases Research	658,296
Health and Human Services, Department of	Direct		5 R01 AR060837-02	93.846	Arthritis, Musculoskeletal and Skin Diseases Research	657,492
Health and Human Services, Department of	Direct		5 R01 AR060892-03	93.846	Arthritis, Musculoskeletal and Skin Diseases Research	447,527
Health and Human Services, Department of	Direct		5 R01 AR061402-04	93.846	Arthritis, Musculoskeletal and Skin Diseases Research	346,121
Health and Human Services, Department of	Direct		5 R01 AR062030-02	93.846	Arthritis, Musculoskeletal and Skin Diseases Research	340,902
Health and Human Services, Department of	Direct		5 R01 AR062066-03	93.846	Arthritis, Musculoskeletal and Skin Diseases Research	500,730
Health and Human Services, Department of	Direct		5 R01 AR062522-03	93.846	Arthritis, Musculoskeletal and Skin Diseases Research	491,454

**The University of Michigan**  
**Schedule of Expenditures of Federal Awards**  
**For the Year Ended June 30, 2014**

Cluster Title/Federal Grantor/Program	Type	Pass-Through Grantor	Award Identifier	CFDA Number	CFDA Program Title	Federal Expenditures
Health and Human Services, Department of	Direct		5 R01 AR063611-02	93.846	Arthritis, Musculoskeletal and Skin Diseases Research	1,077,583
Health and Human Services, Department of	Direct		5 R01 AR063649-02	93.846	Arthritis, Musculoskeletal and Skin Diseases Research	263,119
Health and Human Services, Department of	Direct		5 R01 AR065183-02	93.846	Arthritis, Musculoskeletal and Skin Diseases Research	332,918
Health and Human Services, Department of	Direct		5 R03 AR062810-02	93.846	Arthritis, Musculoskeletal and Skin Diseases Research	7,720
Health and Human Services, Department of	Direct		5 R21 AR061594-02	93.846	Arthritis, Musculoskeletal and Skin Diseases Research	72,288
Health and Human Services, Department of	Direct		5 R21 AR063444-02	93.846	Arthritis, Musculoskeletal and Skin Diseases Research	242,826
Health and Human Services, Department of	Direct		T32 AR007080	93.846	Arthritis, Musculoskeletal and Skin Diseases Research	222,421
Health and Human Services, Department of	Direct		T32 AR007197	93.846	Arthritis, Musculoskeletal and Skin Diseases Research	53,267
Health and Human Services, Department of	Pass-Through	Boston University	9500301510	93.846	Arthritis, Musculoskeletal and Skin Diseases Research	9,541
Health and Human Services, Department of	Pass-Through	Brigham and Women's Hospital	109379	93.846	Arthritis, Musculoskeletal and Skin Diseases Research	2,632
Health and Human Services, Department of	Pass-Through	Case Western Reserve University	RES507897	93.846	Arthritis, Musculoskeletal and Skin Diseases Research	40,779
Health and Human Services, Department of	Pass-Through	Thomas Jefferson University	080-23000-R92202	93.846	Arthritis, Musculoskeletal and Skin Diseases Research	11,721
Health and Human Services, Department of	Pass-Through	University of California - Los Angeles	1556 GPC530	93.846	Arthritis, Musculoskeletal and Skin Diseases Research	16,351
Health and Human Services, Department of	Pass-Through	University of North Carolina-Chapel Hill	5-30788	93.846	Arthritis, Musculoskeletal and Skin Diseases Research	112,346
Health and Human Services, Department of	Pass-Through	University of Pennsylvania	562000	93.846	Arthritis, Musculoskeletal and Skin Diseases Research	2,547
Health and Human Services, Department of	Pass-Through	Wayne State University	WSU11005-A3	93.846	Arthritis, Musculoskeletal and Skin Diseases Research	276,502
						<u>\$ 14,077,301</u>
Health and Human Services, Department of	Direct		1 DP3 DK094292-01	93.847	Diabetes, Digestive, and Kidney Diseases Extramural Research	\$ 1,164,582
Health and Human Services, Department of	Direct		1 DP3 DK098129-01	93.847	Diabetes, Digestive, and Kidney Diseases Extramural Research	71,509
Health and Human Services, Department of	Direct		1 DP3 DK101083-01	93.847	Diabetes, Digestive, and Kidney Diseases Extramural Research	69,053
Health and Human Services, Department of	Direct		1 F30 DK100125 -01	93.847	Diabetes, Digestive, and Kidney Diseases Extramural Research	12,668
Health and Human Services, Department of	Direct		1 F31 DK100217-01A1	93.847	Diabetes, Digestive, and Kidney Diseases Extramural Research	13,949
Health and Human Services, Department of	Direct		1 K01 DK101683-01	93.847	Diabetes, Digestive, and Kidney Diseases Extramural Research	22,592
Health and Human Services, Department of	Direct		1 K08 DK089119-02	93.847	Diabetes, Digestive, and Kidney Diseases Extramural Research	166,746
Health and Human Services, Department of	Direct		1 K08 DK100662-01	93.847	Diabetes, Digestive, and Kidney Diseases Extramural Research	120,895
Health and Human Services, Department of	Direct		1 K08 DK102357-01	93.847	Diabetes, Digestive, and Kidney Diseases Extramural Research	124,236
Health and Human Services, Department of	Direct		1 K23 DK097183-02	93.847	Diabetes, Digestive, and Kidney Diseases Extramural Research	140,769
Health and Human Services, Department of	Direct		1 R01 DK093697-01A1	93.847	Diabetes, Digestive, and Kidney Diseases Extramural Research	6,862
Health and Human Services, Department of	Direct		1 R01 DK095137-03	93.847	Diabetes, Digestive, and Kidney Diseases Extramural Research	286,987
Health and Human Services, Department of	Direct		1 R01 DK095151-03	93.847	Diabetes, Digestive, and Kidney Diseases Extramural Research	415,093
Health and Human Services, Department of	Direct		1 R01 DK097362-01A1	93.847	Diabetes, Digestive, and Kidney Diseases Extramural Research	49,732
Health and Human Services, Department of	Direct		1 R01 DK097374-02	93.847	Diabetes, Digestive, and Kidney Diseases Extramural Research	371,248
Health and Human Services, Department of	Direct		1 R01 DK098205-02	93.847	Diabetes, Digestive, and Kidney Diseases Extramural Research	361,437
Health and Human Services, Department of	Direct		1 R01 DK098983-03	93.847	Diabetes, Digestive, and Kidney Diseases Extramural Research	443,856
Health and Human Services, Department of	Direct		1 R01 DK099593-01A1	93.847	Diabetes, Digestive, and Kidney Diseases Extramural Research	97,282

**The University of Michigan**  
**Schedule of Expenditures of Federal Awards**  
**For the Year Ended June 30, 2014**

Cluster Title/Federal Grantor/Program	Type	Pass-Through Grantor	Award Identifier	CFDA Number	CFDA Program Title	Federal Expenditures
Health and Human Services, Department of	Direct		1 R01 DK100319-01	93.847	Diabetes, Digestive, and Kidney Diseases Extramural Research	198,280
Health and Human Services, Department of	Direct		1 R01-DK096972-01A1	93.847	Diabetes, Digestive, and Kidney Diseases Extramural Research	100,107
Health and Human Services, Department of	Direct		1 R03 DK096053-01	93.847	Diabetes, Digestive, and Kidney Diseases Extramural Research	(826)
Health and Human Services, Department of	Direct		1 R03 DK100698-01	93.847	Diabetes, Digestive, and Kidney Diseases Extramural Research	9,519
Health and Human Services, Department of	Direct		1 R21 DK092873-02	93.847	Diabetes, Digestive, and Kidney Diseases Extramural Research	77,270
Health and Human Services, Department of	Direct		1 R21 DK095695-02	93.847	Diabetes, Digestive, and Kidney Diseases Extramural Research	176,912
Health and Human Services, Department of	Direct		1 R21 DK098776-02	93.847	Diabetes, Digestive, and Kidney Diseases Extramural Research	95,603
Health and Human Services, Department of	Direct		1 R21 DK100710-01	93.847	Diabetes, Digestive, and Kidney Diseases Extramural Research	16,985
Health and Human Services, Department of	Direct		1 R21-DK100753-01	93.847	Diabetes, Digestive, and Kidney Diseases Extramural Research	111,830
Health and Human Services, Department of	Direct		1 R24 DK094583-01	93.847	Diabetes, Digestive, and Kidney Diseases Extramural Research	(2,986)
Health and Human Services, Department of	Direct		1 R56 DK093631-01A1	93.847	Diabetes, Digestive, and Kidney Diseases Extramural Research	50,832
Health and Human Services, Department of	Direct		1 U34 DK099845-01	93.847	Diabetes, Digestive, and Kidney Diseases Extramural Research	154,900
Health and Human Services, Department of	Direct		1 UM1 DK100845-01	93.847	Diabetes, Digestive, and Kidney Diseases Extramural Research	343,799
Health and Human Services, Department of	Direct		1F32DK098833-01	93.847	Diabetes, Digestive, and Kidney Diseases Extramural Research	45,855
Health and Human Services, Department of	Direct		1-R01-DK097027-01-A1	93.847	Diabetes, Digestive, and Kidney Diseases Extramural Research	168,777
Health and Human Services, Department of	Direct		1-R01-DK098853-01-A1	93.847	Diabetes, Digestive, and Kidney Diseases Extramural Research	161,291
Health and Human Services, Department of	Direct		1R03DK097369-02	93.847	Diabetes, Digestive, and Kidney Diseases Extramural Research	59,593
Health and Human Services, Department of	Direct		2 P01 DK062041-11	93.847	Diabetes, Digestive, and Kidney Diseases Extramural Research	1,069,092
Health and Human Services, Department of	Direct		2 P30 DK-020572-37	93.847	Diabetes, Digestive, and Kidney Diseases Extramural Research	1,323,628
Health and Human Services, Department of	Direct		2 P30 DK081943-06	93.847	Diabetes, Digestive, and Kidney Diseases Extramural Research	719,686
Health and Human Services, Department of	Direct		2 R01 DK04034426-A1	93.847	Diabetes, Digestive, and Kidney Diseases Extramural Research	141,502
Health and Human Services, Department of	Direct		2 R01 DK047918-21	93.847	Diabetes, Digestive, and Kidney Diseases Extramural Research	66,610
Health and Human Services, Department of	Direct		2 R01 DK054740-14A1	93.847	Diabetes, Digestive, and Kidney Diseases Extramural Research	119,942
Health and Human Services, Department of	Direct		2 R01 DK058913-11	93.847	Diabetes, Digestive, and Kidney Diseases Extramural Research	368,782
Health and Human Services, Department of	Direct		2 R01 DK061618-11A1	93.847	Diabetes, Digestive, and Kidney Diseases Extramural Research	314,242
Health and Human Services, Department of	Direct		2 R01 DK076906-07	93.847	Diabetes, Digestive, and Kidney Diseases Extramural Research	351,323
Health and Human Services, Department of	Direct		2 R01 DK077086-08	93.847	Diabetes, Digestive, and Kidney Diseases Extramural Research	357,880
Health and Human Services, Department of	Direct		2 R01-DK060591-11-A1	93.847	Diabetes, Digestive, and Kidney Diseases Extramural Research	212,203
Health and Human Services, Department of	Direct		2 R01-DK06202710-A1	93.847	Diabetes, Digestive, and Kidney Diseases Extramural Research	318,917
Health and Human Services, Department of	Direct		2 R01-DK07805606-A1	93.847	Diabetes, Digestive, and Kidney Diseases Extramural Research	69,136
Health and Human Services, Department of	Direct		2 R56 DK052951-16	93.847	Diabetes, Digestive, and Kidney Diseases Extramural Research	70,349
Health and Human Services, Department of	Direct		2 U01 DK061028-14	93.847	Diabetes, Digestive, and Kidney Diseases Extramural Research	833,610
Health and Human Services, Department of	Direct		2 U01 DK065184-11	93.847	Diabetes, Digestive, and Kidney Diseases Extramural Research	263,761
Health and Human Services, Department of	Direct		2U01DK06237011	93.847	Diabetes, Digestive, and Kidney Diseases Extramural Research	5,936
Health and Human Services, Department of	Direct		3 P60 DK020572-35S1	93.847	Diabetes, Digestive, and Kidney Diseases Extramural Research	(4,570)

**The University of Michigan**  
**Schedule of Expenditures of Federal Awards**  
**For the Year Ended June 30, 2014**

Cluster Title/Federal Grantor/Program	Type	Pass-Through Grantor	Award Identifier	CFDA Number	CFDA Program Title	Federal Expenditures
Health and Human Services, Department of	Direct		4 R37 DK056731-16	93.847	Diabetes, Digestive, and Kidney Diseases Extramural Research	571,869
Health and Human Services, Department of	Direct		5 F30 DK089712-02	93.847	Diabetes, Digestive, and Kidney Diseases Extramural Research	32,895
Health and Human Services, Department of	Direct		5 F30 DK095504-02	93.847	Diabetes, Digestive, and Kidney Diseases Extramural Research	29,851
Health and Human Services, Department of	Direct		5 F30 DK095517-02	93.847	Diabetes, Digestive, and Kidney Diseases Extramural Research	32,577
Health and Human Services, Department of	Direct		5 F31 DK089687-03	93.847	Diabetes, Digestive, and Kidney Diseases Extramural Research	4,782
Health and Human Services, Department of	Direct		5 F32 DK093349-03	93.847	Diabetes, Digestive, and Kidney Diseases Extramural Research	53,562
Health and Human Services, Department of	Direct		5 F32 DK094574-02	93.847	Diabetes, Digestive, and Kidney Diseases Extramural Research	59,158
Health and Human Services, Department of	Direct		5 F32 DK096851-02	93.847	Diabetes, Digestive, and Kidney Diseases Extramural Research	53,329
Health and Human Services, Department of	Direct		5 F32 DK097861-02	93.847	Diabetes, Digestive, and Kidney Diseases Extramural Research	34,064
Health and Human Services, Department of	Direct		5 F32 DK098051 02	93.847	Diabetes, Digestive, and Kidney Diseases Extramural Research	52,379
Health and Human Services, Department of	Direct		5 K01 DK084079-04	93.847	Diabetes, Digestive, and Kidney Diseases Extramural Research	24,551
Health and Human Services, Department of	Direct		5 K01 DK09145-05	93.847	Diabetes, Digestive, and Kidney Diseases Extramural Research	132,567
Health and Human Services, Department of	Direct		5 K01 DK092322-02	93.847	Diabetes, Digestive, and Kidney Diseases Extramural Research	117,470
Health and Human Services, Department of	Direct		5 K01 DK093776-03	93.847	Diabetes, Digestive, and Kidney Diseases Extramural Research	107,996
Health and Human Services, Department of	Direct		5 K01DK084214-06	93.847	Diabetes, Digestive, and Kidney Diseases Extramural Research	68,640
Health and Human Services, Department of	Direct		5 K08 DK082386-05	93.847	Diabetes, Digestive, and Kidney Diseases Extramural Research	89,765
Health and Human Services, Department of	Direct		5 K08 DK0827508-05	93.847	Diabetes, Digestive, and Kidney Diseases Extramural Research	122,727
Health and Human Services, Department of	Direct		5 K08 DK084210-05	93.847	Diabetes, Digestive, and Kidney Diseases Extramural Research	192,851
Health and Human Services, Department of	Direct		5 K08 DK088944-04	93.847	Diabetes, Digestive, and Kidney Diseases Extramural Research	184,989
Health and Human Services, Department of	Direct		5 K08 DK088946-04	93.847	Diabetes, Digestive, and Kidney Diseases Extramural Research	150,310
Health and Human Services, Department of	Direct		5 K08 DK093785-03	93.847	Diabetes, Digestive, and Kidney Diseases Extramural Research	165,157
Health and Human Services, Department of	Direct		5 K23 DK085204-05	93.847	Diabetes, Digestive, and Kidney Diseases Extramural Research	179,826
Health and Human Services, Department of	Direct		5 K23 DK090202-03	93.847	Diabetes, Digestive, and Kidney Diseases Extramural Research	94,169
Health and Human Services, Department of	Direct		5 K24 DK062234-10	93.847	Diabetes, Digestive, and Kidney Diseases Extramural Research	112,345
Health and Human Services, Department of	Direct		5 K24 DK084208-05	93.847	Diabetes, Digestive, and Kidney Diseases Extramural Research	173,001
Health and Human Services, Department of	Direct		5 K25 DK082791-06	93.847	Diabetes, Digestive, and Kidney Diseases Extramural Research	233,925
Health and Human Services, Department of	Direct		5 K25 DK092558-04	93.847	Diabetes, Digestive, and Kidney Diseases Extramural Research	120,131
Health and Human Services, Department of	Direct		5 P20DK090870-02	93.847	Diabetes, Digestive, and Kidney Diseases Extramural Research	(81,193)
Health and Human Services, Department of	Direct		5 P30 DK034933-29	93.847	Diabetes, Digestive, and Kidney Diseases Extramural Research	1,050,469
Health and Human Services, Department of	Direct		5 P30 DK089503-05	93.847	Diabetes, Digestive, and Kidney Diseases Extramural Research	1,146,430
Health and Human Services, Department of	Direct		5 P30 DK092926-03	93.847	Diabetes, Digestive, and Kidney Diseases Extramural Research	516,877
Health and Human Services, Department of	Direct		5 R00 DK077441-05	93.847	Diabetes, Digestive, and Kidney Diseases Extramural Research	(314)
Health and Human Services, Department of	Direct		5 R00 DK091405-04	93.847	Diabetes, Digestive, and Kidney Diseases Extramural Research	122,507
Health and Human Services, Department of	Direct		5 R01 DK040344-25	93.847	Diabetes, Digestive, and Kidney Diseases Extramural Research	105,311
Health and Human Services, Department of	Direct		5 R01 DK042303-25	93.847	Diabetes, Digestive, and Kidney Diseases Extramural Research	450,490

**The University of Michigan**  
**Schedule of Expenditures of Federal Awards**  
**For the Year Ended June 30, 2014**

Cluster Title/Federal Grantor/Program	Type	Pass-Through Grantor	Award Identifier	CFDA Number	CFDA Program Title	Federal Expenditures
Health and Human Services, Department of	Direct		5 R01 DK045776-23	93.847	Diabetes, Digestive, and Kidney Diseases Extramural Research	476,334
Health and Human Services, Department of	Direct		5 R01 DK046073-19	93.847	Diabetes, Digestive, and Kidney Diseases Extramural Research	345,259
Health and Human Services, Department of	Direct		5 R01 DK046409-21	93.847	Diabetes, Digestive, and Kidney Diseases Extramural Research	540,841
Health and Human Services, Department of	Direct		5 R01 DK047918-20	93.847	Diabetes, Digestive, and Kidney Diseases Extramural Research	106,665
Health and Human Services, Department of	Direct		5 R01 DK048280-20	93.847	Diabetes, Digestive, and Kidney Diseases Extramural Research	547,363
Health and Human Services, Department of	Direct		5 R01 DK048419-17	93.847	Diabetes, Digestive, and Kidney Diseases Extramural Research	404,498
Health and Human Services, Department of	Direct		5 R01 DK052951-17	93.847	Diabetes, Digestive, and Kidney Diseases Extramural Research	489,277
Health and Human Services, Department of	Direct		5 R01 DK053456-13	93.847	Diabetes, Digestive, and Kidney Diseases Extramural Research	567,813
Health and Human Services, Department of	Direct		5 R01 DK053904-13	93.847	Diabetes, Digestive, and Kidney Diseases Extramural Research	4,592
Health and Human Services, Department of	Direct		5 R01 DK053904-15	93.847	Diabetes, Digestive, and Kidney Diseases Extramural Research	325,739
Health and Human Services, Department of	Direct		5 R01 DK054032-15	93.847	Diabetes, Digestive, and Kidney Diseases Extramural Research	277,459
Health and Human Services, Department of	Direct		5 R01 DK054222-14	93.847	Diabetes, Digestive, and Kidney Diseases Extramural Research	333,833
Health and Human Services, Department of	Direct		5 R01 DK055732-13	93.847	Diabetes, Digestive, and Kidney Diseases Extramural Research	470,678
Health and Human Services, Department of	Direct		5 R01 DK055823-13	93.847	Diabetes, Digestive, and Kidney Diseases Extramural Research	215,328
Health and Human Services, Department of	Direct		5 R01 DK059578-10	93.847	Diabetes, Digestive, and Kidney Diseases Extramural Research	(15,620)
Health and Human Services, Department of	Direct		5 R01 DK061707-12	93.847	Diabetes, Digestive, and Kidney Diseases Extramural Research	395,321
Health and Human Services, Department of	Direct		5 R01 DK062027-09	93.847	Diabetes, Digestive, and Kidney Diseases Extramural Research	17,192
Health and Human Services, Department of	Direct		5 R01 DK062876-10	93.847	Diabetes, Digestive, and Kidney Diseases Extramural Research	185,726
Health and Human Services, Department of	Direct		5 R01 DK063121-09	93.847	Diabetes, Digestive, and Kidney Diseases Extramural Research	249,395
Health and Human Services, Department of	Direct		5 R01 DK065122-09	93.847	Diabetes, Digestive, and Kidney Diseases Extramural Research	405,690
Health and Human Services, Department of	Direct		5 R01 DK065850-09	93.847	Diabetes, Digestive, and Kidney Diseases Extramural Research	303,454
Health and Human Services, Department of	Direct		5 R01 DK066604-09	93.847	Diabetes, Digestive, and Kidney Diseases Extramural Research	364,903
Health and Human Services, Department of	Direct		5 R01 DK067287-09	93.847	Diabetes, Digestive, and Kidney Diseases Extramural Research	314,320
Health and Human Services, Department of	Direct		5 R01 DK068400-10	93.847	Diabetes, Digestive, and Kidney Diseases Extramural Research	273,458
Health and Human Services, Department of	Direct		5 R01 DK069605-09	93.847	Diabetes, Digestive, and Kidney Diseases Extramural Research	223,458
Health and Human Services, Department of	Direct		5 R01 DK069950-10	93.847	Diabetes, Digestive, and Kidney Diseases Extramural Research	414,701
Health and Human Services, Department of	Direct		5 R01 DK070869-07	93.847	Diabetes, Digestive, and Kidney Diseases Extramural Research	111,560
Health and Human Services, Department of	Direct		5 R01 DK071771-08	93.847	Diabetes, Digestive, and Kidney Diseases Extramural Research	163,527
Health and Human Services, Department of	Direct		5 R01 DK073716-09	93.847	Diabetes, Digestive, and Kidney Diseases Extramural Research	413,001
Health and Human Services, Department of	Direct		5 R01 DK073722-09	93.847	Diabetes, Digestive, and Kidney Diseases Extramural Research	200,696
Health and Human Services, Department of	Direct		5 R01 DK077050-04	93.847	Diabetes, Digestive, and Kidney Diseases Extramural Research	10,524
Health and Human Services, Department of	Direct		5 R01 DK077200-05	93.847	Diabetes, Digestive, and Kidney Diseases Extramural Research	21,719
Health and Human Services, Department of	Direct		5 R01 DK077966-05	93.847	Diabetes, Digestive, and Kidney Diseases Extramural Research	242,637
Health and Human Services, Department of	Direct		5 R01 DK08114-04	93.847	Diabetes, Digestive, and Kidney Diseases Extramural Research	393,289
Health and Human Services, Department of	Direct		5 R01 DK082409-05	93.847	Diabetes, Digestive, and Kidney Diseases Extramural Research	286,644

**The University of Michigan**  
**Schedule of Expenditures of Federal Awards**  
**For the Year Ended June 30, 2014**

Cluster Title/Federal Grantor/Program	Type	Pass-Through Grantor	Award Identifier	CFDA Number	CFDA Program Title	Federal Expenditures
Health and Human Services, Department of	Direct		5 R01 DK082481-04	93.847	Diabetes, Digestive, and Kidney Diseases Extramural Research	114,225
Health and Human Services, Department of	Direct		5 R01 DK083297-03	93.847	Diabetes, Digestive, and Kidney Diseases Extramural Research	293,341
Health and Human Services, Department of	Direct		5 R01 DK083347-03	93.847	Diabetes, Digestive, and Kidney Diseases Extramural Research	113,010
Health and Human Services, Department of	Direct		5 R01 DK083383-04	93.847	Diabetes, Digestive, and Kidney Diseases Extramural Research	468,846
Health and Human Services, Department of	Direct		5 R01 DK083491-04	93.847	Diabetes, Digestive, and Kidney Diseases Extramural Research	264,953
Health and Human Services, Department of	Direct		5 R01 DK084039-05	93.847	Diabetes, Digestive, and Kidney Diseases Extramural Research	433,415
Health and Human Services, Department of	Direct		5 R01 DK084236-04	93.847	Diabetes, Digestive, and Kidney Diseases Extramural Research	246,794
Health and Human Services, Department of	Direct		5 R01 DK087708-04	93.847	Diabetes, Digestive, and Kidney Diseases Extramural Research	326,463
Health and Human Services, Department of	Direct		5 R01 DK087871-05	93.847	Diabetes, Digestive, and Kidney Diseases Extramural Research	280,318
Health and Human Services, Department of	Direct		5 R01 DK088767-03	93.847	Diabetes, Digestive, and Kidney Diseases Extramural Research	(175)
Health and Human Services, Department of	Direct		5 R01 DK088856 04	93.847	Diabetes, Digestive, and Kidney Diseases Extramural Research	327,473
Health and Human Services, Department of	Direct		5 R01 DK089933-04	93.847	Diabetes, Digestive, and Kidney Diseases Extramural Research	473,060
Health and Human Services, Department of	Direct		5 R01 DK090165-04	93.847	Diabetes, Digestive, and Kidney Diseases Extramural Research	358,444
Health and Human Services, Department of	Direct		5 R01 DK090262-04	93.847	Diabetes, Digestive, and Kidney Diseases Extramural Research	372,566
Health and Human Services, Department of	Direct		5 R01 DK091191-09	93.847	Diabetes, Digestive, and Kidney Diseases Extramural Research	141,439
Health and Human Services, Department of	Direct		5 R01 DK091267-03	93.847	Diabetes, Digestive, and Kidney Diseases Extramural Research	310,948
Health and Human Services, Department of	Direct		5 R01 DK091591-03	93.847	Diabetes, Digestive, and Kidney Diseases Extramural Research	237,578
Health and Human Services, Department of	Direct		5 R01 DK092475-04	93.847	Diabetes, Digestive, and Kidney Diseases Extramural Research	364,221
Health and Human Services, Department of	Direct		5 R01 DK093513-03	93.847	Diabetes, Digestive, and Kidney Diseases Extramural Research	318,611
Health and Human Services, Department of	Direct		5 R01 DK094014-03	93.847	Diabetes, Digestive, and Kidney Diseases Extramural Research	250,619
Health and Human Services, Department of	Direct		5 R01 DK094777-03	93.847	Diabetes, Digestive, and Kidney Diseases Extramural Research	172,060
Health and Human Services, Department of	Direct		5 R01 DK095201-03	93.847	Diabetes, Digestive, and Kidney Diseases Extramural Research	292,502
Health and Human Services, Department of	Direct		5 R01 DK095705-03	93.847	Diabetes, Digestive, and Kidney Diseases Extramural Research	371,325
Health and Human Services, Department of	Direct		5 R01 DK095782-2	93.847	Diabetes, Digestive, and Kidney Diseases Extramural Research	494,572
Health and Human Services, Department of	Direct		5 R01 DK097449-02	93.847	Diabetes, Digestive, and Kidney Diseases Extramural Research	307,934
Health and Human Services, Department of	Direct		5 R01 DK098032 03	93.847	Diabetes, Digestive, and Kidney Diseases Extramural Research	371,185
Health and Human Services, Department of	Direct		5 R03 DK095110-02	93.847	Diabetes, Digestive, and Kidney Diseases Extramural Research	35,516
Health and Human Services, Department of	Direct		5 R03 DK096023-02	93.847	Diabetes, Digestive, and Kidney Diseases Extramural Research	91,116
Health and Human Services, Department of	Direct		5 R18 DK078558-05	93.847	Diabetes, Digestive, and Kidney Diseases Extramural Research	204,906
Health and Human Services, Department of	Direct		5 R18 DK088294-04	93.847	Diabetes, Digestive, and Kidney Diseases Extramural Research	597,102
Health and Human Services, Department of	Direct		5 R21 DK084397-02	93.847	Diabetes, Digestive, and Kidney Diseases Extramural Research	(444)
Health and Human Services, Department of	Direct		5 R21 DK085290-02	93.847	Diabetes, Digestive, and Kidney Diseases Extramural Research	(15,249)
Health and Human Services, Department of	Direct		5 R21 DK090343-02	93.847	Diabetes, Digestive, and Kidney Diseases Extramural Research	7,229
Health and Human Services, Department of	Direct		5 R21 DK090718-02	93.847	Diabetes, Digestive, and Kidney Diseases Extramural Research	(3,577)
Health and Human Services, Department of	Direct		5 R24 DK082841-06	93.847	Diabetes, Digestive, and Kidney Diseases Extramural Research	1,126,873



**The University of Michigan**  
**Schedule of Expenditures of Federal Awards**  
**For the Year Ended June 30, 2014**

Cluster Title/Federal Grantor/Program	Type	Pass-Through Grantor	Award Identifier	CFDA Number	CFDA Program Title	Federal Expenditures
Health and Human Services, Department of	Direct		5 R25 DK088752-05	93.847	Diabetes, Digestive, and Kidney Diseases Extramural Research	98,918
Health and Human Services, Department of	Direct		5 R34 DK084078-02	93.847	Diabetes, Digestive, and Kidney Diseases Extramural Research	23,996
Health and Human Services, Department of	Direct		5 R37 DK041122-23	93.847	Diabetes, Digestive, and Kidney Diseases Extramural Research	356,054
Health and Human Services, Department of	Direct		5 R37 DK043225-23	93.847	Diabetes, Digestive, and Kidney Diseases Extramural Research	195,393
Health and Human Services, Department of	Direct		5 R37 DK045729-20	93.847	Diabetes, Digestive, and Kidney Diseases Extramural Research	400,177
Health and Human Services, Department of	Direct		5 R37 DK046960-22	93.847	Diabetes, Digestive, and Kidney Diseases Extramural Research	178,332
Health and Human Services, Department of	Direct		5 R37 DK056731-14	93.847	Diabetes, Digestive, and Kidney Diseases Extramural Research	(405,752)
Health and Human Services, Department of	Direct		5 U01 DK062370-10	93.847	Diabetes, Digestive, and Kidney Diseases Extramural Research	1,279,317
Health and Human Services, Department of	Direct		5 U01 DK062456-12	93.847	Diabetes, Digestive, and Kidney Diseases Extramural Research	1,941,220
Health and Human Services, Department of	Direct		5 U01 DK062498-12	93.847	Diabetes, Digestive, and Kidney Diseases Extramural Research	1,257,257
Health and Human Services, Department of	Direct		5 U01 DK073985-08	93.847	Diabetes, Digestive, and Kidney Diseases Extramural Research	316,233
Health and Human Services, Department of	Direct		5 U01 DK085584 05	93.847	Diabetes, Digestive, and Kidney Diseases Extramural Research	529,536
Health and Human Services, Department of	Direct		5 U01 DK099932-02	93.847	Diabetes, Digestive, and Kidney Diseases Extramural Research	203,059
Health and Human Services, Department of	Direct		5 U54 DK083912-05	93.847	Diabetes, Digestive, and Kidney Diseases Extramural Research	1,226,796
Health and Human Services, Department of	Direct		5K99DK091405 02	93.847	Diabetes, Digestive, and Kidney Diseases Extramural Research	(3,060)
Health and Human Services, Department of	Direct		5-R01 DK087864-02	93.847	Diabetes, Digestive, and Kidney Diseases Extramural Research	451,415
Health and Human Services, Department of	Direct		7 K01 DK093766-03	93.847	Diabetes, Digestive, and Kidney Diseases Extramural Research	162,682
Health and Human Services, Department of	Direct		7 K08 DK08911703	93.847	Diabetes, Digestive, and Kidney Diseases Extramural Research	70,003
Health and Human Services, Department of	Direct		7 KO1 DK09482404	93.847	Diabetes, Digestive, and Kidney Diseases Extramural Research	85,378
Health and Human Services, Department of	Direct		7 R01 DK043140-20	93.847	Diabetes, Digestive, and Kidney Diseases Extramural Research	299,868
Health and Human Services, Department of	Direct		7 R01 DK095210-03	93.847	Diabetes, Digestive, and Kidney Diseases Extramural Research	213,082
Health and Human Services, Department of	Direct		7 R03 DK095050-03	93.847	Diabetes, Digestive, and Kidney Diseases Extramural Research	37,584
Health and Human Services, Department of	Direct		T32 DK007245	93.847	Diabetes, Digestive, and Kidney Diseases Extramural Research	291,250
Health and Human Services, Department of	Direct		T32 DK007378	93.847	Diabetes, Digestive, and Kidney Diseases Extramural Research	306,154
Health and Human Services, Department of	Direct		T32 DK007782	93.847	Diabetes, Digestive, and Kidney Diseases Extramural Research	192,575
Health and Human Services, Department of	Direct		T32 DK062708	93.847	Diabetes, Digestive, and Kidney Diseases Extramural Research	156,495
Health and Human Services, Department of	Direct		T32 DK065517	93.847	Diabetes, Digestive, and Kidney Diseases Extramural Research	167,066
Health and Human Services, Department of	Direct		T32 DK071212	93.847	Diabetes, Digestive, and Kidney Diseases Extramural Research	178,242
Health and Human Services, Department of	Direct		T32 DK094775	93.847	Diabetes, Digestive, and Kidney Diseases Extramural Research	230,438
Health and Human Services, Department of	Pass-Through	American Gastroenterological Association	002	93.847	Diabetes, Digestive, and Kidney Diseases Extramural Research	8,395
Health and Human Services, Department of	Pass-Through	Arbor Research Collaborative For Health	Amendment to Appendix E	93.847	Diabetes, Digestive, and Kidney Diseases Extramural Research	9,810
Health and Human Services, Department of	Pass-Through	Arbor Research Collaborative For Health	Appendix D to Project Master A	93.847	Diabetes, Digestive, and Kidney Diseases Extramural Research	8,921
Health and Human Services, Department of	Pass-Through	Arbor Research Collaborative For Health	Appendix E to Prj Master Agrmt	93.847	Diabetes, Digestive, and Kidney Diseases Extramural Research	514
Health and Human Services, Department of	Pass-Through	Boston Medical Center	0334601	93.847	Diabetes, Digestive, and Kidney Diseases Extramural Research	45,288
Health and Human Services, Department of	Pass-Through	Boston Medical Center	Activity #0334601	93.847	Diabetes, Digestive, and Kidney Diseases Extramural Research	61,343



**The University of Michigan**  
**Schedule of Expenditures of Federal Awards**  
**For the Year Ended June 30, 2014**

Cluster Title/Federal Grantor/Program	Type	Pass-Through Grantor	Award Identifier	CFDA Number	CFDA Program Title	Federal Expenditures
Health and Human Services, Department of	Pass-Through	Case Western Reserve University	RES505968	93.847	Diabetes, Digestive, and Kidney Diseases Extramural Research	64,478
Health and Human Services, Department of	Pass-Through	Case Western Reserve University	RES506709	93.847	Diabetes, Digestive, and Kidney Diseases Extramural Research	(228)
Health and Human Services, Department of	Pass-Through	Case Western Reserve University	RES508334	93.847	Diabetes, Digestive, and Kidney Diseases Extramural Research	147,470
Health and Human Services, Department of	Pass-Through	Case Western Reserve University	RES508628	93.847	Diabetes, Digestive, and Kidney Diseases Extramural Research	7,885
Health and Human Services, Department of	Pass-Through	Children's Hospital of Boston	PO # 0000560812	93.847	Diabetes, Digestive, and Kidney Diseases Extramural Research	112,041
Health and Human Services, Department of	Pass-Through	Cincinnati Children's Hospital Medical Center	110356/PO#3100287720	93.847	Diabetes, Digestive, and Kidney Diseases Extramural Research	39,678
Health and Human Services, Department of	Pass-Through	Duke University	2033652	93.847	Diabetes, Digestive, and Kidney Diseases Extramural Research	8,295
Health and Human Services, Department of	Pass-Through	Duke University	Duke Univ U01 DK065176	93.847	Diabetes, Digestive, and Kidney Diseases Extramural Research	11,241
Health and Human Services, Department of	Pass-Through	George Washington University	S-DPP1314-JB04	93.847	Diabetes, Digestive, and Kidney Diseases Extramural Research	18,521
Health and Human Services, Department of	Pass-Through	George Washington University	S-DPP1415-JB04	93.847	Diabetes, Digestive, and Kidney Diseases Extramural Research	14,835
Health and Human Services, Department of	Pass-Through	George Washington University	S-GRD1213-EA27	93.847	Diabetes, Digestive, and Kidney Diseases Extramural Research	20,021
Health and Human Services, Department of	Pass-Through	George Washington University	S-GRD1213-EA39	93.847	Diabetes, Digestive, and Kidney Diseases Extramural Research	3,532
Health and Human Services, Department of	Pass-Through	George Washington University	S-GRD1314-EA27	93.847	Diabetes, Digestive, and Kidney Diseases Extramural Research	255,118
Health and Human Services, Department of	Pass-Through	George Washington University	S-GRD1314-EA39	93.847	Diabetes, Digestive, and Kidney Diseases Extramural Research	21,198
Health and Human Services, Department of	Pass-Through	Georgia Health Sciences University	25034.16	93.847	Diabetes, Digestive, and Kidney Diseases Extramural Research	27,193
Health and Human Services, Department of	Pass-Through	Georgia Health Sciences University	25034-2	93.847	Diabetes, Digestive, and Kidney Diseases Extramural Research	22,560
Health and Human Services, Department of	Pass-Through	Georgia Health Sciences University	25034-26	93.847	Diabetes, Digestive, and Kidney Diseases Extramural Research	16,459
Health and Human Services, Department of	Pass-Through	Georgia Health Sciences University	25732-12	93.847	Diabetes, Digestive, and Kidney Diseases Extramural Research	51,386
Health and Human Services, Department of	Pass-Through	Georgia Health Sciences University	25732-39	93.847	Diabetes, Digestive, and Kidney Diseases Extramural Research	11,897
Health and Human Services, Department of	Pass-Through	Georgia Health Sciences University	25732-4	93.847	Diabetes, Digestive, and Kidney Diseases Extramural Research	17,366
Health and Human Services, Department of	Pass-Through	Innovative Bio Therapies (IBT)	Project Specific Addendum	93.847	Diabetes, Digestive, and Kidney Diseases Extramural Research	4,137
Health and Human Services, Department of	Pass-Through	Joslin Diabetes Center	1987203-01	93.847	Diabetes, Digestive, and Kidney Diseases Extramural Research	351,808
Health and Human Services, Department of	Pass-Through	Joslin Diabetes Center	1987203-3	93.847	Diabetes, Digestive, and Kidney Diseases Extramural Research	142,595
Health and Human Services, Department of	Pass-Through	Joslin Diabetes Center	Research Subaward agmt	93.847	Diabetes, Digestive, and Kidney Diseases Extramural Research	21,701
Health and Human Services, Department of	Pass-Through	Kaiser Permanente Research Foundation Institute	115-9249-021-484	93.847	Diabetes, Digestive, and Kidney Diseases Extramural Research	18,645
Health and Human Services, Department of	Pass-Through	Maine Medical Center	111-003	93.847	Diabetes, Digestive, and Kidney Diseases Extramural Research	276,122
Health and Human Services, Department of	Pass-Through	Mayo Clinic	R01 DK077950	93.847	Diabetes, Digestive, and Kidney Diseases Extramural Research	49,415
Health and Human Services, Department of	Pass-Through	Michigan State University	RC100254UM	93.847	Diabetes, Digestive, and Kidney Diseases Extramural Research	17,958
Health and Human Services, Department of	Pass-Through	Mount Sinai School of Medicine	0255-1942-4609	93.847	Diabetes, Digestive, and Kidney Diseases Extramural Research	22,674
Health and Human Services, Department of	Pass-Through	New York University	12-00881/PO M130009182	93.847	Diabetes, Digestive, and Kidney Diseases Extramural Research	28,603
Health and Human Services, Department of	Pass-Through	North Shore-Long Island Jewish Health System	500491UMICH PO#186150	93.847	Diabetes, Digestive, and Kidney Diseases Extramural Research	72,035
Health and Human Services, Department of	Pass-Through	Northern California Institute for Research & Education, Inc. (NCIRE)	YAF1637-07,081786	93.847	Diabetes, Digestive, and Kidney Diseases Extramural Research	10,169
Health and Human Services, Department of	Pass-Through	Pennsylvania State University	4263-UM-DHHS-8140	93.847	Diabetes, Digestive, and Kidney Diseases Extramural Research	(11,846)
Health and Human Services, Department of	Pass-Through	Pennsylvania State University	UMI DK090403	93.847	Diabetes, Digestive, and Kidney Diseases Extramural Research	4,830
Health and Human Services, Department of	Pass-Through	The Research Institute at Nationwide Children's Hospital	701111; PO# WX00194529	93.847	Diabetes, Digestive, and Kidney Diseases Extramural Research	35,466

**The University of Michigan**  
**Schedule of Expenditures of Federal Awards**  
**For the Year Ended June 30, 2014**

Cluster Title/Federal Grantor/Program	Type	Pass-Through Grantor	Award Identifier	CFDA Number	CFDA Program Title	Federal Expenditures
Health and Human Services, Department of	Pass-Through	University of California - San Francisco	7411sc	93.847	Diabetes, Digestive, and Kidney Diseases Extramural Research	19,125
Health and Human Services, Department of	Pass-Through	University of Colorado	FY14.688.004 / 2-5-23584	93.847	Diabetes, Digestive, and Kidney Diseases Extramural Research	64,061
Health and Human Services, Department of	Pass-Through	University of Illinois at Chicago	Document #0411	93.847	Diabetes, Digestive, and Kidney Diseases Extramural Research	51,557
Health and Human Services, Department of	Pass-Through	University of Mississippi	66101310813-UM	93.847	Diabetes, Digestive, and Kidney Diseases Extramural Research	8,795
Health and Human Services, Department of	Pass-Through	University of Mississippi	66101310814-UM	93.847	Diabetes, Digestive, and Kidney Diseases Extramural Research	13,977
Health and Human Services, Department of	Pass-Through	University of North Carolina	5-31525	93.847	Diabetes, Digestive, and Kidney Diseases Extramural Research	129,788
Health and Human Services, Department of	Pass-Through	University of North Carolina-Chapel Hill	5-31833	93.847	Diabetes, Digestive, and Kidney Diseases Extramural Research	89,552
Health and Human Services, Department of	Pass-Through	University of Pennsylvania	2900258	93.847	Diabetes, Digestive, and Kidney Diseases Extramural Research	54,060
Health and Human Services, Department of	Pass-Through	University of Pennsylvania	3028657	93.847	Diabetes, Digestive, and Kidney Diseases Extramural Research	19,404
Health and Human Services, Department of	Pass-Through	University of Pennsylvania	PO# 2860498, Agmt. 554545	93.847	Diabetes, Digestive, and Kidney Diseases Extramural Research	22,259
Health and Human Services, Department of	Pass-Through	University of Texas Southwestern Medical Center	GMO111129	93.847	Diabetes, Digestive, and Kidney Diseases Extramural Research	119,584
Health and Human Services, Department of	Pass-Through	University of Washington	661125	93.847	Diabetes, Digestive, and Kidney Diseases Extramural Research	128,744
Health and Human Services, Department of	Pass-Through	Vanderbilt University	VUMC 41036	93.847	Diabetes, Digestive, and Kidney Diseases Extramural Research	10,612
Health and Human Services, Department of	Pass-Through	Washington Unversity in St. Louis	WU-14-68	93.847	Diabetes, Digestive, and Kidney Diseases Extramural Research	57,431
Health and Human Services, Department of	Pass-Through	Wayne State University	44255961	93.847	Diabetes, Digestive, and Kidney Diseases Extramural Research	1,723
						<b>\$ 51,925,111</b>
Health and Human Services, Department of	Direct		5 K23 DK082097-05	93.848	Digestive Diseases and Nutrition Research	\$ 93,110
Health and Human Services, Department of	Direct		5 P01 DK062041-10	93.848	Digestive Diseases and Nutrition Research	47,491
Health and Human Services, Department of	Direct		5 R01 DK061707-10	93.848	Digestive Diseases and Nutrition Research	(6,471)
Health and Human Services, Department of	Direct		5 R01 DK078927-05	93.848	Digestive Diseases and Nutrition Research	(14,059)
Health and Human Services, Department of	Direct		5 U01 DK065184-10	93.848	Digestive Diseases and Nutrition Research	1,630
Health and Human Services, Department of	Direct		5 U01 DK082863-06	93.848	Digestive Diseases and Nutrition Research	346,687
Health and Human Services, Department of	Direct		T32 DK062708	93.848	Digestive Diseases and Nutrition Research	(8,429)
						<b>\$ 459,959</b>
Health and Human Services, Department of	Direct		3 P30 DK081943-05	93.849	Kidney Diseases, Urology and Hematology Research	\$ 213,688
Health and Human Services, Department of	Direct		5 K08 DK081403-05	93.849	Kidney Diseases, Urology and Hematology Research	12,061
Health and Human Services, Department of	Direct		5 R01 DK034275-25	93.849	Kidney Diseases, Urology and Hematology Research	11,733
Health and Human Services, Department of	Direct		5 R01 DK054740-13	93.849	Kidney Diseases, Urology and Hematology Research	2,321
Health and Human Services, Department of	Direct		5 R01 DK079912-05	93.849	Kidney Diseases, Urology and Hematology Research	266,950
Health and Human Services, Department of	Direct		5 R01 DK081841-04	93.849	Kidney Diseases, Urology and Hematology Research	(4)
Health and Human Services, Department of	Direct		5 U01 DK061028-12	93.849	Kidney Diseases, Urology and Hematology Research	76,312
Health and Human Services, Department of	Direct		5 U01 DK082345-05	93.849	Kidney Diseases, Urology and Hematology Research	860,813
						<b>\$ 1,443,874</b>
Health and Human Services, Department of	Direct		1 F31 NS047901-03	93.853	Extramural Research Programs in the Neurosciences and Neurological Disorders	\$ (1)
Health and Human Services, Department of	Direct		1 F31 NS078817-01 A1	93.853	Extramural Research Programs in the Neurosciences and Neurological Disorders	32,273
Health and Human Services, Department of	Direct		1 F31 NS081806 -01A1	93.853	Extramural Research Programs in the Neurosciences and Neurological Disorders	19,406
Health and Human Services, Department of	Direct		1 F31 NS082027-02	93.853	Extramural Research Programs in the Neurosciences and Neurological Disorders	35,652
Health and Human Services, Department of	Direct		1 F31 NS083167-02	93.853	Extramural Research Programs in the Neurosciences and Neurological Disorders	33,659
Health and Human Services, Department of	Direct		1 F31 NS087883-01	93.853	Extramural Research Programs in the Neurosciences and Neurological Disorders	9,334
Health and Human Services, Department of	Direct		1 F32 NS074744-01	93.853	Extramural Research Programs in the Neurosciences and Neurological Disorders	(1,355)
Health and Human Services, Department of	Direct		1 K01 NS079461-01A1	93.853	Extramural Research Programs in the Neurosciences and Neurological Disorders	96,550
Health and Human Services, Department of	Direct		1 R01 NS064015-05	93.853	Extramural Research Programs in the Neurosciences and Neurological Disorders	56,432

**The University of Michigan**  
**Schedule of Expenditures of Federal Awards**  
**For the Year Ended June 30, 2014**

Cluster Title/Federal Grantor/Program	Type	Pass-Through Grantor	Award Identifier	CFDA Number	CFDA Program Title	Federal Expenditures
Health and Human Services, Department of	Direct		1 R01 NS082304-01A1	93.853	Extramural Research Programs in the Neurosciences and Neurological Disorders	42,179
Health and Human Services, Department of	Direct		1 R01 NS086810-01	93.853	Extramural Research Programs in the Neurosciences and Neurological Disorders	18,993
Health and Human Services, Department of	Direct		1 R03NS072967-02	93.853	Extramural Research Programs in the Neurosciences and Neurological Disorders	3,265
Health and Human Services, Department of	Direct		1 R15 NS081691-01	93.853	Extramural Research Programs in the Neurosciences and Neurological Disorders	109,817
Health and Human Services, Department of	Direct		1 R21 NS074008-02	93.853	Extramural Research Programs in the Neurosciences and Neurological Disorders	130,521
Health and Human Services, Department of	Direct		1 R21 NS075757-02	93.853	Extramural Research Programs in the Neurosciences and Neurological Disorders	(9,105)
Health and Human Services, Department of	Direct		1 R21 NS075846-01A1	93.853	Extramural Research Programs in the Neurosciences and Neurological Disorders	191,016
Health and Human Services, Department of	Direct		1 R21 NS082615-01A1	93.853	Extramural Research Programs in the Neurosciences and Neurological Disorders	35,144
Health and Human Services, Department of	Direct		1 R21 NS084081-01A1	93.853	Extramural Research Programs in the Neurosciences and Neurological Disorders	9,413
Health and Human Services, Department of	Direct		1 R21 NS088302-01	93.853	Extramural Research Programs in the Neurosciences and Neurological Disorders	2,927
Health and Human Services, Department of	Direct		1 R25 NS088248-01	93.853	Extramural Research Programs in the Neurosciences and Neurological Disorders	59
Health and Human Services, Department of	Direct		1 U10 NS086526-01	93.853	Extramural Research Programs in the Neurosciences and Neurological Disorders	31,418
Health and Human Services, Department of	Direct		1-R01-NS085798-02	93.853	Extramural Research Programs in the Neurosciences and Neurological Disorders	121,056
Health and Human Services, Department of	Direct		2 R01 NS03891-16	93.853	Extramural Research Programs in the Neurosciences and Neurological Disorders	83,746
Health and Human Services, Department of	Direct		2 U10 NS044504-11	93.853	Extramural Research Programs in the Neurosciences and Neurological Disorders	32,120
Health and Human Services, Department of	Direct		2R56 NS062853-03A1	93.853	Extramural Research Programs in the Neurosciences and Neurological Disorders	122,497
Health and Human Services, Department of	Direct		5 F31 NS073294-02	93.853	Extramural Research Programs in the Neurosciences and Neurological Disorders	(5,386)
Health and Human Services, Department of	Direct		5 F31 NS073372-03	93.853	Extramural Research Programs in the Neurosciences and Neurological Disorders	3,100
Health and Human Services, Department of	Direct		5 F31 NS074740-02	93.853	Extramural Research Programs in the Neurosciences and Neurological Disorders	(7,503)
Health and Human Services, Department of	Direct		5 F31 NS076189-02	93.853	Extramural Research Programs in the Neurosciences and Neurological Disorders	7,065
Health and Human Services, Department of	Direct		5 F31 NS077780-02	93.853	Extramural Research Programs in the Neurosciences and Neurological Disorders	49,192
Health and Human Services, Department of	Direct		5 F31 NS077810-03	93.853	Extramural Research Programs in the Neurosciences and Neurological Disorders	33,068
Health and Human Services, Department of	Direct		5 F31 NS081852-02	93.853	Extramural Research Programs in the Neurosciences and Neurological Disorders	36,480
Health and Human Services, Department of	Direct		5 K08 NS061039-05	93.853	Extramural Research Programs in the Neurosciences and Neurological Disorders	1,213
Health and Human Services, Department of	Direct		5 K08 NS069783-04	93.853	Extramural Research Programs in the Neurosciences and Neurological Disorders	251,225
Health and Human Services, Department of	Direct		5 K08 NS069809-04	93.853	Extramural Research Programs in the Neurosciences and Neurological Disorders	157,512
Health and Human Services, Department of	Direct		5 K08 NS072158-05	93.853	Extramural Research Programs in the Neurosciences and Neurological Disorders	153,481
Health and Human Services, Department of	Direct		5 K08 NS072183-02	93.853	Extramural Research Programs in the Neurosciences and Neurological Disorders	192,216
Health and Human Services, Department of	Direct		5 K08 NS072233-05	93.853	Extramural Research Programs in the Neurosciences and Neurological Disorders	181,313
Health and Human Services, Department of	Direct		5 K08 NS082597-02	93.853	Extramural Research Programs in the Neurosciences and Neurological Disorders	171,379
Health and Human Services, Department of	Direct		5 K23 NS062946-05	93.853	Extramural Research Programs in the Neurosciences and Neurological Disorders	137,408
Health and Human Services, Department of	Direct		5 K23 NS072279-04	93.853	Extramural Research Programs in the Neurosciences and Neurological Disorders	196,967
Health and Human Services, Department of	Direct		5 K23 NS073685-04	93.853	Extramural Research Programs in the Neurosciences and Neurological Disorders	173,355
Health and Human Services, Department of	Direct		5 K23 NS079417-02	93.853	Extramural Research Programs in the Neurosciences and Neurological Disorders	181,941
Health and Human Services, Department of	Direct		5 K99 NS073936-02	93.853	Extramural Research Programs in the Neurosciences and Neurological Disorders	37,295

**The University of Michigan**  
**Schedule of Expenditures of Federal Awards**  
**For the Year Ended June 30, 2014**

Cluster Title/Federal Grantor/Program	Type	Pass-Through Grantor	Award Identifier	CFDA Number	CFDA Program Title	Federal Expenditures
Health and Human Services, Department of	Direct		5 P01 NS015655-30	93.853	Extramural Research Programs in the Neurosciences and Neurological Disorders	677,565
Health and Human Services, Department of	Direct		5 R01 NS034509-18	93.853	Extramural Research Programs in the Neurosciences and Neurological Disorders	486,508
Health and Human Services, Department of	Direct		5 R01 NS034709-17	93.853	Extramural Research Programs in the Neurosciences and Neurological Disorders	240,796
Health and Human Services, Department of	Direct		5 R01 NS038712-16	93.853	Extramural Research Programs in the Neurosciences and Neurological Disorders	359,805
Health and Human Services, Department of	Direct		5 R01 NS038850-12	93.853	Extramural Research Programs in the Neurosciences and Neurological Disorders	123,840
Health and Human Services, Department of	Direct		5 R01 NS038916-15	93.853	Extramural Research Programs in the Neurosciences and Neurological Disorders	532,552
Health and Human Services, Department of	Direct		5 R01 NS039866-11	93.853	Extramural Research Programs in the Neurosciences and Neurological Disorders	(3,559)
Health and Human Services, Department of	Direct		5 R01 NS047332-09	93.853	Extramural Research Programs in the Neurosciences and Neurological Disorders	212,843
Health and Human Services, Department of	Direct		5 R01 NS052514-04	93.853	Extramural Research Programs in the Neurosciences and Neurological Disorders	(964)
Health and Human Services, Department of	Direct		5 R01 NS054731-04	93.853	Extramural Research Programs in the Neurosciences and Neurological Disorders	(44,234)
Health and Human Services, Department of	Direct		5 R01 NS055746-08	93.853	Extramural Research Programs in the Neurosciences and Neurological Disorders	365,689
Health and Human Services, Department of	Direct		5 R01 NS057539-04	93.853	Extramural Research Programs in the Neurosciences and Neurological Disorders	104,492
Health and Human Services, Department of	Direct		5 R01 NS057670-05	93.853	Extramural Research Programs in the Neurosciences and Neurological Disorders	257,922
Health and Human Services, Department of	Direct		5 R01 NS057711-06	93.853	Extramural Research Programs in the Neurosciences and Neurological Disorders	347,991
Health and Human Services, Department of	Direct		5 R01 NS058510-06	93.853	Extramural Research Programs in the Neurosciences and Neurological Disorders	37
Health and Human Services, Department of	Direct		5 R01 NS058576-05	93.853	Extramural Research Programs in the Neurosciences and Neurological Disorders	378,743
Health and Human Services, Department of	Direct		5 R01 NS058585-05	93.853	Extramural Research Programs in the Neurosciences and Neurological Disorders	444,979
Health and Human Services, Department of	Direct		5 R01 NS05984804	93.853	Extramural Research Programs in the Neurosciences and Neurological Disorders	112,193
Health and Human Services, Department of	Direct		5 R01 NS061107-06	93.853	Extramural Research Programs in the Neurosciences and Neurological Disorders	237,532
Health and Human Services, Department of	Direct		5 R01 NS062675-05	93.853	Extramural Research Programs in the Neurosciences and Neurological Disorders	542,615
Health and Human Services, Department of	Direct		5 R01 NS062792-06	93.853	Extramural Research Programs in the Neurosciences and Neurological Disorders	387,415
Health and Human Services, Department of	Direct		5 R01 NS062816-05	93.853	Extramural Research Programs in the Neurosciences and Neurological Disorders	160,655
Health and Human Services, Department of	Direct		5 R01 NS063967-06	93.853	Extramural Research Programs in the Neurosciences and Neurological Disorders	290,677
Health and Human Services, Department of	Direct		5 R01 NS064245-05	93.853	Extramural Research Programs in the Neurosciences and Neurological Disorders	517,682
Health and Human Services, Department of	Direct		5 R01 NS064973-05	93.853	Extramural Research Programs in the Neurosciences and Neurological Disorders	323,156
Health and Human Services, Department of	Direct		5 R01 NS065450-05	93.853	Extramural Research Programs in the Neurosciences and Neurological Disorders	247,659
Health and Human Services, Department of	Direct		5 R01 NS066652-04	93.853	Extramural Research Programs in the Neurosciences and Neurological Disorders	465,795
Health and Human Services, Department of	Direct		5 R01 NS069700-04	93.853	Extramural Research Programs in the Neurosciences and Neurological Disorders	279,621
Health and Human Services, Department of	Direct		5 R01 NS069844-04	93.853	Extramural Research Programs in the Neurosciences and Neurological Disorders	298,774
Health and Human Services, Department of	Direct		5 R01 NS070005A 04	93.853	Extramural Research Programs in the Neurosciences and Neurological Disorders	117,670
Health and Human Services, Department of	Direct		5 R01 NS070856-05	93.853	Extramural Research Programs in the Neurosciences and Neurological Disorders	426,976
Health and Human Services, Department of	Direct		5 R01 NS070941-04	93.853	Extramural Research Programs in the Neurosciences and Neurological Disorders	512,518
Health and Human Services, Department of	Direct		5 R01 NS073595-03	93.853	Extramural Research Programs in the Neurosciences and Neurological Disorders	329,174
Health and Human Services, Department of	Direct		5 R01 NS073649-03	93.853	Extramural Research Programs in the Neurosciences and Neurological Disorders	323,317
Health and Human Services, Department of	Direct		5 R01 NS073748-04	93.853	Extramural Research Programs in the Neurosciences and Neurological Disorders	231,628

**The University of Michigan**  
**Schedule of Expenditures of Federal Awards**  
**For the Year Ended June 30, 2014**

Cluster Title/Federal Grantor/Program	Type	Pass-Through Grantor	Award Identifier	CFDA Number	CFDA Program Title	Federal Expenditures
Health and Human Services, Department of	Direct		5 R01 NS073762-03	93.853	Extramural Research Programs in the Neurosciences and Neurological Disorders	(71,220)
Health and Human Services, Department of	Direct		5 R01 NS074387-05	93.853	Extramural Research Programs in the Neurosciences and Neurological Disorders	151,945
Health and Human Services, Department of	Direct		5 R01 NS075066-03	93.853	Extramural Research Programs in the Neurosciences and Neurological Disorders	303,849
Health and Human Services, Department of	Direct		5 R01 NS076752-04	93.853	Extramural Research Programs in the Neurosciences and Neurological Disorders	295,176
Health and Human Services, Department of	Direct		5 R01 NS077730-2	93.853	Extramural Research Programs in the Neurosciences and Neurological Disorders	441,743
Health and Human Services, Department of	Direct		5 R01 NS077914-03	93.853	Extramural Research Programs in the Neurosciences and Neurological Disorders	370,807
Health and Human Services, Department of	Direct		5 R01 NS077933-02	93.853	Extramural Research Programs in the Neurosciences and Neurological Disorders	298,919
Health and Human Services, Department of	Direct		5 R01 NS077946-03	93.853	Extramural Research Programs in the Neurosciences and Neurological Disorders	559,460
Health and Human Services, Department of	Direct		5 R01 NS078435-03	93.853	Extramural Research Programs in the Neurosciences and Neurological Disorders	629,394
Health and Human Services, Department of	Direct		5 R01 NS078560-03	93.853	Extramural Research Programs in the Neurosciences and Neurological Disorders	501,096
Health and Human Services, Department of	Direct		5 R01 NS079157-03	93.853	Extramural Research Programs in the Neurosciences and Neurological Disorders	334,530
Health and Human Services, Department of	Direct		5 R01 NS079639-03	93.853	Extramural Research Programs in the Neurosciences and Neurological Disorders	506,961
Health and Human Services, Department of	Direct		5 R01 NS081281-03	93.853	Extramural Research Programs in the Neurosciences and Neurological Disorders	402,500
Health and Human Services, Department of	Direct		5 R01 NS082311-02	93.853	Extramural Research Programs in the Neurosciences and Neurological Disorders	206,393
Health and Human Services, Department of	Direct		5 R01 NS085054-02	93.853	Extramural Research Programs in the Neurosciences and Neurological Disorders	158,773
Health and Human Services, Department of	Direct		5 R01-NS057583-05	93.853	Extramural Research Programs in the Neurosciences and Neurological Disorders	(52)
Health and Human Services, Department of	Direct		5 R03 NS084006-02	93.853	Extramural Research Programs in the Neurosciences and Neurological Disorders	107,215
Health and Human Services, Department of	Direct		5 R21 NS07240-02	93.853	Extramural Research Programs in the Neurosciences and Neurological Disorders	28,714
Health and Human Services, Department of	Direct		5 R21 NS073686-02	93.853	Extramural Research Programs in the Neurosciences and Neurological Disorders	44,635
Health and Human Services, Department of	Direct		5 R21 NS075553-02	93.853	Extramural Research Programs in the Neurosciences and Neurological Disorders	86,891
Health and Human Services, Department of	Direct		5 R21 NS078526 02	93.853	Extramural Research Programs in the Neurosciences and Neurological Disorders	133,830
Health and Human Services, Department of	Direct		5 R21 NS078761-02	93.853	Extramural Research Programs in the Neurosciences and Neurological Disorders	180,700
Health and Human Services, Department of	Direct		5 R21 NS079633-02	93.853	Extramural Research Programs in the Neurosciences and Neurological Disorders	220,796
Health and Human Services, Department of	Direct		5 R21 NS082212-02	93.853	Extramural Research Programs in the Neurosciences and Neurological Disorders	186,159
Health and Human Services, Department of	Direct		5 R21 NS084049-02	93.853	Extramural Research Programs in the Neurosciences and Neurological Disorders	145,876
Health and Human Services, Department of	Direct		5 R21 NS084275-02	93.853	Extramural Research Programs in the Neurosciences and Neurological Disorders	173,730
Health and Human Services, Department of	Direct		5 U01 NS056975-09	93.853	Extramural Research Programs in the Neurosciences and Neurological Disorders	1,873,797
Health and Human Services, Department of	Direct		5 U01 NS069378-03	93.853	Extramural Research Programs in the Neurosciences and Neurological Disorders	1,098,194
Health and Human Services, Department of	Direct		5 U10 NS044504-10	93.853	Extramural Research Programs in the Neurosciences and Neurological Disorders	(76)
Health and Human Services, Department of	Direct		5R01NS062770-04	93.853	Extramural Research Programs in the Neurosciences and Neurological Disorders	204,479
Health and Human Services, Department of	Direct		7 R01 NS054193-06	93.853	Extramural Research Programs in the Neurosciences and Neurological Disorders	86,025
Health and Human Services, Department of	Direct		7 U01 NS052465-05	93.853	Extramural Research Programs in the Neurosciences and Neurological Disorders	61,438
Health and Human Services, Department of	Direct		T32 NS007222	93.853	Extramural Research Programs in the Neurosciences and Neurological Disorders	279,366
Health and Human Services, Department of	Direct		T32 NS076401	93.853	Extramural Research Programs in the Neurosciences and Neurological Disorders	199,443
Health and Human Services, Department of	Pass-Through	Arizona State University	12-751	93.853	Extramural Research Programs in the Neurosciences and Neurological Disorders	12,906

**The University of Michigan**  
**Schedule of Expenditures of Federal Awards**  
**For the Year Ended June 30, 2014**

Cluster Title/Federal Grantor/Program	Type	Pass-Through Grantor	Award Identifier	CFDA Number	CFDA Program Title	Federal Expenditures
Health and Human Services, Department of	Pass-Through	Baylor College of Medicine	101706744	93.853	Extramural Research Programs in the Neurosciences and Neurological Disorders	93,905
Health and Human Services, Department of	Pass-Through	Columbia University	5-38337	93.853	Extramural Research Programs in the Neurosciences and Neurological Disorders	126,098
Health and Human Services, Department of	Pass-Through	Emory University	S852866	93.853	Extramural Research Programs in the Neurosciences and Neurological Disorders	3,205,082
Health and Human Services, Department of	Pass-Through	Emory University	T026688	93.853	Extramural Research Programs in the Neurosciences and Neurological Disorders	129,627
Health and Human Services, Department of	Pass-Through	Emory University	T177651	93.853	Extramural Research Programs in the Neurosciences and Neurological Disorders	113,263
Health and Human Services, Department of	Pass-Through	Georgetown University	RX 4265-082-UM-Sanchez	93.853	Extramural Research Programs in the Neurosciences and Neurological Disorders	503
Health and Human Services, Department of	Pass-Through	Loma Linda University	2120333-UM	93.853	Extramural Research Programs in the Neurosciences and Neurological Disorders	3,172
Health and Human Services, Department of	Pass-Through	Mayo Clinic	2 P01 NS044233-06A2	93.853	Extramural Research Programs in the Neurosciences and Neurological Disorders	250,540
Health and Human Services, Department of	Pass-Through	Omeros Corporation	Sponsor ltr dtd 5/1/13	93.853	Extramural Research Programs in the Neurosciences and Neurological Disorders	68,366
Health and Human Services, Department of	Pass-Through	Temple University	360908-05430-02	93.853	Extramural Research Programs in the Neurosciences and Neurological Disorders	77,148
Health and Human Services, Department of	Pass-Through	Temple University	361027-04800-02	93.853	Extramural Research Programs in the Neurosciences and Neurological Disorders	14,098
Health and Human Services, Department of	Pass-Through	University of California - San Francisco	4911sc	93.853	Extramural Research Programs in the Neurosciences and Neurological Disorders	474
Health and Human Services, Department of	Pass-Through	University of California - San Francisco	7935sc	93.853	Extramural Research Programs in the Neurosciences and Neurological Disorders	21,081
Health and Human Services, Department of	Pass-Through	University of California - San Francisco	7938sc	93.853	Extramural Research Programs in the Neurosciences and Neurological Disorders	204,376
Health and Human Services, Department of	Pass-Through	University of Miami, Florida, The	M165251	93.853	Extramural Research Programs in the Neurosciences and Neurological Disorders	24,731
Health and Human Services, Department of	Pass-Through	University of Miami, Florida, The	U01 NS040406-10/PO# M175613	93.853	Extramural Research Programs in the Neurosciences and Neurological Disorders	129,051
Health and Human Services, Department of	Pass-Through	University of Minnesota	N003439222	93.853	Extramural Research Programs in the Neurosciences and Neurological Disorders	172,970
Health and Human Services, Department of	Pass-Through	University of Virginia	GC12107-138778	93.853	Extramural Research Programs in the Neurosciences and Neurological Disorders	2,573,041
						<u>\$ 30,870,317</u>
Health and Human Services, Department of	Direct		1 F32 AI106189-02	93.855	Allergy, Immunology and Transplantation Research	\$ 57,834
Health and Human Services, Department of	Direct		1 K01 AI097281-01A1	93.855	Allergy, Immunology and Transplantation Research	5,233
Health and Human Services, Department of	Direct		1 R01 AI096962-03	93.855	Allergy, Immunology and Transplantation Research	538,134
Health and Human Services, Department of	Direct		1 R01 AI097134-02	93.855	Allergy, Immunology and Transplantation Research	311,271
Health and Human Services, Department of	Direct		1 R01 AI099065-02	93.855	Allergy, Immunology and Transplantation Research	268,943
Health and Human Services, Department of	Direct		1 R01 AI101155-03	93.855	Allergy, Immunology and Transplantation Research	334,839
Health and Human Services, Department of	Direct		1 R01-AI105068-01A1	93.855	Allergy, Immunology and Transplantation Research	199,002
Health and Human Services, Department of	Direct		1 R03-AI109204-01	93.855	Allergy, Immunology and Transplantation Research	42,750
Health and Human Services, Department of	Direct		1 R03-AI105029-02	93.855	Allergy, Immunology and Transplantation Research	45,870
Health and Human Services, Department of	Direct		1 R21 AI098431 02	93.855	Allergy, Immunology and Transplantation Research	(47)
Health and Human Services, Department of	Direct		1 R21 AI099497-02	93.855	Allergy, Immunology and Transplantation Research	213,353
Health and Human Services, Department of	Direct		1 R21 AI103364-01A1	93.855	Allergy, Immunology and Transplantation Research	32,304
Health and Human Services, Department of	Direct		1 R21 AI107184-01A1	93.855	Allergy, Immunology and Transplantation Research	793
Health and Human Services, Department of	Direct		1 R21-AI111638-01	93.855	Allergy, Immunology and Transplantation Research	666
Health and Human Services, Department of	Direct		1 R56 AI093586-01A1	93.855	Allergy, Immunology and Transplantation Research	69,230
Health and Human Services, Department of	Direct		1 R56 AI097240-01A1	93.855	Allergy, Immunology and Transplantation Research	154,592
Health and Human Services, Department of	Direct		1 R56 AI100903-01	93.855	Allergy, Immunology and Transplantation Research	122,442
Health and Human Services, Department of	Direct		1 R56 AI103266-01	93.855	Allergy, Immunology and Transplantation Research	64,612
Health and Human Services, Department of	Direct		1 U19 AI110502-01	93.855	Allergy, Immunology and Transplantation Research	18,257
Health and Human Services, Department of	Direct		1 UM1-AI110557- 01	93.855	Allergy, Immunology and Transplantation Research	13,711
Health and Human Services, Department of	Direct		1R21 AI-109791-01	93.855	Allergy, Immunology and Transplantation Research	146,088
Health and Human Services, Department of	Direct		1R21AI09698501A1	93.855	Allergy, Immunology and Transplantation Research	136,611
Health and Human Services, Department of	Direct		1R21AI10742101A1	93.855	Allergy, Immunology and Transplantation Research	17,977
Health and Human Services, Department of	Direct		2 R56 AI051192-09A1	93.855	Allergy, Immunology and Transplantation Research	147,126
Health and Human Services, Department of	Direct		2 R56 AI073847-06A1	93.855	Allergy, Immunology and Transplantation Research	135,527
Health and Human Services, Department of	Direct		2R56-AI065543-06	93.855	Allergy, Immunology and Transplantation Research	168,534
Health and Human Services, Department of	Direct		5 F31 AI108086-02	93.855	Allergy, Immunology and Transplantation Research	26,155
Health and Human Services, Department of	Direct		5 F32 AI096730-02	93.855	Allergy, Immunology and Transplantation Research	(3,501)
Health and Human Services, Department of	Direct		5 F32 AI102552-03	93.855	Allergy, Immunology and Transplantation Research	57,110
Health and Human Services, Department of	Direct		5 K01 AI091440-04	93.855	Allergy, Immunology and Transplantation Research	27,324
Health and Human Services, Department of	Direct		5 K08 AI083785-03	93.855	Allergy, Immunology and Transplantation Research	(1,780)
Health and Human Services, Department of	Direct		5 K22 AI097291-02	93.855	Allergy, Immunology and Transplantation Research	162,126



**The University of Michigan**  
**Schedule of Expenditures of Federal Awards**  
**For the Year Ended June 30, 2014**

Cluster Title/Federal Grantor/Program	Type	Pass-Through Grantor	Award Identifier	CFDA Number	CFDA Program Title	Federal Expenditures
Health and Human Services, Department of	Direct		5 K23 AI091623-04	93.855	Allergy, Immunology and Transplantation Research	153,180
Health and Human Services, Department of	Direct		5 R01 AI043460-13	93.855	Allergy, Immunology and Transplantation Research	85,346
Health and Human Services, Department of	Direct		5 R01 AI044076-15	93.855	Allergy, Immunology and Transplantation Research	336,258
Health and Human Services, Department of	Direct		5 R01 AI044115-14	93.855	Allergy, Immunology and Transplantation Research	269,316
Health and Human Services, Department of	Direct		5 R01 AI045125-15	93.855	Allergy, Immunology and Transplantation Research	290,060
Health and Human Services, Department of	Direct		5 R01 AI046675-15	93.855	Allergy, Immunology and Transplantation Research	287,834
Health and Human Services, Department of	Direct		5 R01 AI046998-14	93.855	Allergy, Immunology and Transplantation Research	287,206
Health and Human Services, Department of	Direct		5 R01 AI050038-11	93.855	Allergy, Immunology and Transplantation Research	422,963
Health and Human Services, Department of	Direct		5 R01 AI059722-09	93.855	Allergy, Immunology and Transplantation Research	277,258
Health and Human Services, Department of	Direct		5 R01 AI060584-09	93.855	Allergy, Immunology and Transplantation Research	468,750
Health and Human Services, Department of	Direct		5 R01 AI063058-09	93.855	Allergy, Immunology and Transplantation Research	384,477
Health and Human Services, Department of	Direct		5 R01 AI063263-05	93.855	Allergy, Immunology and Transplantation Research	173,187
Health and Human Services, Department of	Direct		5 R01 AI063331-09	93.855	Allergy, Immunology and Transplantation Research	325,928
Health and Human Services, Department of	Direct		5 R01 AI064296-08	93.855	Allergy, Immunology and Transplantation Research	413,396
Health and Human Services, Department of	Direct		5 R01 AI066975-08	93.855	Allergy, Immunology and Transplantation Research	191,899
Health and Human Services, Department of	Direct		5 R01 AI069383-04	93.855	Allergy, Immunology and Transplantation Research	(17,111)
Health and Human Services, Department of	Direct		5 R01 AI071727-08	93.855	Allergy, Immunology and Transplantation Research	407,521
Health and Human Services, Department of	Direct		5 R01 AI073677-05	93.855	Allergy, Immunology and Transplantation Research	191,950
Health and Human Services, Department of	Direct		5 R01 AI073847-05	93.855	Allergy, Immunology and Transplantation Research	2,162
Health and Human Services, Department of	Direct		5 R01 AI075284-05	93.855	Allergy, Immunology and Transplantation Research	104,582
Health and Human Services, Department of	Direct		5 R01 AI078752-05	93.855	Allergy, Immunology and Transplantation Research	411,489
Health and Human Services, Department of	Direct		5 R01 AI080611-04	93.855	Allergy, Immunology and Transplantation Research	180,925
Health and Human Services, Department of	Direct		5 R01 AI081062-04	93.855	Allergy, Immunology and Transplantation Research	82,336
Health and Human Services, Department of	Direct		5 R01 AI083252-05	93.855	Allergy, Immunology and Transplantation Research	267,119
Health and Human Services, Department of	Direct		5 R01 AI083334-05	93.855	Allergy, Immunology and Transplantation Research	329,743
Health and Human Services, Department of	Direct		5 R01 AI083642-04	93.855	Allergy, Immunology and Transplantation Research	293,019
Health and Human Services, Department of	Direct		5 R01 AI087128-04	93.855	Allergy, Immunology and Transplantation Research	95,912
Health and Human Services, Department of	Direct		5 R01 AI089417-05	93.855	Allergy, Immunology and Transplantation Research	975,490
Health and Human Services, Department of	Direct		5 R01 AI091627-04	93.855	Allergy, Immunology and Transplantation Research	328,159
Health and Human Services, Department of	Direct		5 R01 AI091721-04	93.855	Allergy, Immunology and Transplantation Research	542,343
Health and Human Services, Department of	Direct		5 R01 AI094563-04	93.855	Allergy, Immunology and Transplantation Research	282,886
Health and Human Services, Department of	Direct		5 R01 AI094642-03	93.855	Allergy, Immunology and Transplantation Research	471,006
Health and Human Services, Department of	Direct		5 R01 AI101285-02	93.855	Allergy, Immunology and Transplantation Research	347,882
Health and Human Services, Department of	Direct		5 R01AI0971500-3	93.855	Allergy, Immunology and Transplantation Research	393,299
Health and Human Services, Department of	Direct		5 R03 AI096029-02	93.855	Allergy, Immunology and Transplantation Research	6,087
Health and Human Services, Department of	Direct		5 R21 AI085179-02	93.855	Allergy, Immunology and Transplantation Research	(19,692)
Health and Human Services, Department of	Direct		5 R21 AI086599-02	93.855	Allergy, Immunology and Transplantation Research	(1,734)
Health and Human Services, Department of	Direct		5 R21 AI088543-02	93.855	Allergy, Immunology and Transplantation Research	137,717
Health and Human Services, Department of	Direct		5 R21 AI090194-02	93.855	Allergy, Immunology and Transplantation Research	(2,112)
Health and Human Services, Department of	Direct		5 R21 AI092024 02	93.855	Allergy, Immunology and Transplantation Research	(6,720)
Health and Human Services, Department of	Direct		5 R21 AI093642-02	93.855	Allergy, Immunology and Transplantation Research	54,513
Health and Human Services, Department of	Direct		5 R21 AI094097-02	93.855	Allergy, Immunology and Transplantation Research	136,484
Health and Human Services, Department of	Direct		5 R21 AI095022-02	93.855	Allergy, Immunology and Transplantation Research	99,192
Health and Human Services, Department of	Direct		5 R21 AI097099-02	93.855	Allergy, Immunology and Transplantation Research	214,512
Health and Human Services, Department of	Direct		5 R21 AI097893-02	93.855	Allergy, Immunology and Transplantation Research	10,020
Health and Human Services, Department of	Direct		5 R21 AI099984-02	93.855	Allergy, Immunology and Transplantation Research	200,904
Health and Human Services, Department of	Direct		5 R21 AI101777-02	93.855	Allergy, Immunology and Transplantation Research	228,130
Health and Human Services, Department of	Direct		5 R21 AI102106-02	93.855	Allergy, Immunology and Transplantation Research	273,603
Health and Human Services, Department of	Direct		5 R21 AI103452-02	93.855	Allergy, Immunology and Transplantation Research	98,652
Health and Human Services, Department of	Direct		5 R21 AI103961-02	93.855	Allergy, Immunology and Transplantation Research	59,362
Health and Human Services, Department of	Direct		5 R21 AI105167-02	93.855	Allergy, Immunology and Transplantation Research	217,990
Health and Human Services, Department of	Direct		5 R21 AI105362-02	93.855	Allergy, Immunology and Transplantation Research	133,456
Health and Human Services, Department of	Direct		5 U19 AI090871-04	93.855	Allergy, Immunology and Transplantation Research	1,385,695
Health and Human Services, Department of	Direct		5U01AI088671-03	93.855	Allergy, Immunology and Transplantation Research	733,010
Health and Human Services, Department of	Direct		7 K08 AI081754-05	93.855	Allergy, Immunology and Transplantation Research	(2,130)
Health and Human Services, Department of	Direct		T32 AI007413	93.855	Allergy, Immunology and Transplantation Research	111,397
Health and Human Services, Department of	Direct		T32 AI007413	93.855	Allergy, Immunology and Transplantation Research	295,289
Health and Human Services, Department of	Direct		T32 AI007528	93.855	Allergy, Immunology and Transplantation Research	360,358
Health and Human Services, Department of	Pass-Through	Duke University	12-NIH-1088	93.855	Allergy, Immunology and Transplantation Research	46,358
Health and Human Services, Department of	Pass-Through	Duke University	2033818	93.855	Allergy, Immunology and Transplantation Research	8,731
Health and Human Services, Department of	Pass-Through	Henry Ford Health System	subcontract	93.855	Allergy, Immunology and Transplantation Research	220,151
Health and Human Services, Department of	Pass-Through	Magee Womens Research Institute	9281	93.855	Allergy, Immunology and Transplantation Research	13,288
Health and Human Services, Department of	Pass-Through	Michigan State University	61-0047UM	93.855	Allergy, Immunology and Transplantation Research	(24,499)
Health and Human Services, Department of	Pass-Through	Michigan State University	61-0860UM Prm#1U19AI08968301	93.855	Allergy, Immunology and Transplantation Research	65,469
Health and Human Services, Department of	Pass-Through	Mount Sinai Medical Center, The	0255-1214-4609	93.855	Allergy, Immunology and Transplantation Research	2,492
Health and Human Services, Department of	Pass-Through	Mount Sinai Medical Center, The	0255-1358-4609	93.855	Allergy, Immunology and Transplantation Research	36,588
Health and Human Services, Department of	Pass-Through	Portland State University	Index 203645/201REY321	93.855	Allergy, Immunology and Transplantation Research	78,519
Health and Human Services, Department of	Pass-Through	University of California - San Francisco	Subaward 7196sc	93.855	Allergy, Immunology and Transplantation Research	89,691
Health and Human Services, Department of	Pass-Through	University of Chicago	39778-530977,Proj RP3	93.855	Allergy, Immunology and Transplantation Research	141,941
Health and Human Services, Department of	Pass-Through	University of Chicago	FP000607	93.855	Allergy, Immunology and Transplantation Research	39,311

**The University of Michigan**  
**Schedule of Expenditures of Federal Awards**  
**For the Year Ended June 30, 2014**

Cluster Title/Federal Grantor/Program	Type	Pass-Through Grantor	Award Identifier	CFDA Number	CFDA Program Title	Federal Expenditures
Health and Human Services, Department of	Pass-Through	University of Pennsylvania	PO	93.855	Allergy, Immunology and Transplantation Research	80,403
Health and Human Services, Department of	Pass-Through	University of Rochester	415740-G	93.855	Allergy, Immunology and Transplantation Research	213,991
Health and Human Services, Department of	Pass-Through	Yale University	A08254(M11A11079)	93.855	Allergy, Immunology and Transplantation Research	(1,064)
						<u>\$ 19,306,209</u>
Health and Human Services, Department of	Direct		5 K23 HD058797-05	93.856	Microbiology and Infectious Diseases Research	<u>\$ 114,969</u>
Health and Human Services, Department of	Direct		1 F31 GM109771-01	93.859	Biomedical Research and Research Training	<u>\$ 22,328</u>
Health and Human Services, Department of	Direct		1 F32 GM102980 -02	93.859	Biomedical Research and Research Training	49,743
Health and Human Services, Department of	Direct		1 F32 GM109479-01	93.859	Biomedical Research and Research Training	12,866
Health and Human Services, Department of	Direct		1 F32 GM111095-01	93.859	Biomedical Research and Research Training	15,953
Health and Human Services, Department of	Direct		1 R01 GM102236-02	93.859	Biomedical Research and Research Training	330,463
Health and Human Services, Department of	Direct		1 R01 GM102829-01A1	93.859	Biomedical Research and Research Training	572,701
Health and Human Services, Department of	Direct		1 R01 GM107148-01A1	93.859	Biomedical Research and Research Training	137,499
Health and Human Services, Department of	Direct		1 R01 GM107233-01A1	93.859	Biomedical Research and Research Training	28,210
Health and Human Services, Department of	Direct		1 R01 GM107312-01	93.859	Biomedical Research and Research Training	194,320
Health and Human Services, Department of	Direct		1 R01 GM109896-01	93.859	Biomedical Research and Research Training	27,454
Health and Human Services, Department of	Direct		1 R21 GM096156-02	93.859	Biomedical Research and Research Training	75,797
Health and Human Services, Department of	Direct		1 R21 GM101719-01A1	93.859	Biomedical Research and Research Training	69,021
Health and Human Services, Department of	Direct		1R01GM106180-01	93.859	Biomedical Research and Research Training	78,415
Health and Human Services, Department of	Direct		1R01GM11005201	93.859	Biomedical Research and Research Training	16,328
Health and Human Services, Department of	Direct		2 R01 GM053396 25	93.859	Biomedical Research and Research Training	885,603
Health and Human Services, Department of	Direct		2 R01 GM07855307	93.859	Biomedical Research and Research Training	586,531
Health and Human Services, Department of	Direct		2 R01 GM079533-07	93.859	Biomedical Research and Research Training	179,406
Health and Human Services, Department of	Direct		2 R01 GM083241-05	93.859	Biomedical Research and Research Training	425,164
Health and Human Services, Department of	Direct		2 R01-GM086596-04- A1	93.859	Biomedical Research and Research Training	51,092
Health and Human Services, Department of	Direct		2 R25-GM089637-04	93.859	Biomedical Research and Research Training	119,996
Health and Human Services, Department of	Direct		2R25GM05864113	93.859	Biomedical Research and Research Training	467,363
Health and Human Services, Department of	Direct		3 R01 GM049500-14S1	93.859	Biomedical Research and Research Training	(26,968)
Health and Human Services, Department of	Direct		4-R37-GM062261-15	93.859	Biomedical Research and Research Training	187
Health and Human Services, Department of	Direct		5 F31 GM093461-04	93.859	Biomedical Research and Research Training	35,720
Health and Human Services, Department of	Direct		5 F32 GM096613-02	93.859	Biomedical Research and Research Training	10,891
Health and Human Services, Department of	Direct		5 F32 GM100543-03	93.859	Biomedical Research and Research Training	46,199
Health and Human Services, Department of	Direct		5 F32 GM100685 -02	93.859	Biomedical Research and Research Training	57,094
Health and Human Services, Department of	Direct		5 F32 GM101748-02	93.859	Biomedical Research and Research Training	43,758
Health and Human Services, Department of	Direct		5 K08 GM085612-06	93.859	Biomedical Research and Research Training	110,662
Health and Human Services, Department of	Direct		5 P50 GM065509-10	93.859	Biomedical Research and Research Training	64,319
Health and Human Services, Department of	Direct		5 P50 GM103297-02	93.859	Biomedical Research and Research Training	4,629,403
Health and Human Services, Department of	Direct		5 R00 GM086517-05	93.859	Biomedical Research and Research Training	140,792
Health and Human Services, Department of	Direct		5 R00 GM089765-05	93.859	Biomedical Research and Research Training	231,819
Health and Human Services, Department of	Direct		5 R00GM087810-04	93.859	Biomedical Research and Research Training	124,180
Health and Human Services, Department of	Direct		5 R01 GM024872-36	93.859	Biomedical Research and Research Training	429,927
Health and Human Services, Department of	Direct		5 R01 GM029507-31	93.859	Biomedical Research and Research Training	331,743
Health and Human Services, Department of	Direct		5 R01 GM035498-19	93.859	Biomedical Research and Research Training	302,811
Health and Human Services, Department of	Direct		5 R01 GM037188-24	93.859	Biomedical Research and Research Training	284,288
Health and Human Services, Department of	Direct		5 R01 GM037554-26	93.859	Biomedical Research and Research Training	407,786
Health and Human Services, Department of	Direct		5 R01 GM039561-25	93.859	Biomedical Research and Research Training	106,713
Health and Human Services, Department of	Direct		5 R01 GM040602-25	93.859	Biomedical Research and Research Training	327,238
Health and Human Services, Department of	Direct		5 R01 GM049500-16	93.859	Biomedical Research and Research Training	283,803
Health and Human Services, Department of	Direct		5 R01 GM050403-20	93.859	Biomedical Research and Research Training	358,928
Health and Human Services, Department of	Direct		5 R01 GM052890-17	93.859	Biomedical Research and Research Training	(88,631)
Health and Human Services, Department of	Direct		5 R01 GM055387-17	93.859	Biomedical Research and Research Training	343,331
Health and Human Services, Department of	Direct		5 R01 GM057014-18	93.859	Biomedical Research and Research Training	309,024
Health and Human Services, Department of	Direct		5 R01 GM060518-13	93.859	Biomedical Research and Research Training	223,462
Health and Human Services, Department of	Direct		5 R01 GM061656-12	93.859	Biomedical Research and Research Training	228,845
Health and Human Services, Department of	Direct		5 R01 GM06194-04	93.859	Biomedical Research and Research Training	196,961
Health and Human Services, Department of	Direct		5 R01 GM062357-13	93.859	Biomedical Research and Research Training	278,087
Health and Human Services, Department of	Direct		5 R01 GM065330-09	93.859	Biomedical Research and Research Training	7,854
Health and Human Services, Department of	Direct		5 R01 GM065372-09	93.859	Biomedical Research and Research Training	188,788
Health and Human Services, Department of	Direct		5 R01 GM066839-10	93.859	Biomedical Research and Research Training	(25,016)
Health and Human Services, Department of	Direct		5 R01 GM067030-09	93.859	Biomedical Research and Research Training	(28,761)
Health and Human Services, Department of	Direct		5 R01 GM067146-08	93.859	Biomedical Research and Research Training	95,288
Health and Human Services, Department of	Direct		5 R01 GM068848-12	93.859	Biomedical Research and Research Training	461,003
Health and Human Services, Department of	Direct		5 R01 GM069438-08	93.859	Biomedical Research and Research Training	265,632
Health and Human Services, Department of	Direct		5 R01 GM070862-09	93.859	Biomedical Research and Research Training	289,237
Health and Human Services, Department of	Direct		5 R01 GM072006-09	93.859	Biomedical Research and Research Training	220,027
Health and Human Services, Department of	Direct		5 R01 GM073836-09	93.859	Biomedical Research and Research Training	238,128
Health and Human Services, Department of	Direct		5 R01 GM076177-07	93.859	Biomedical Research and Research Training	434,153
Health and Human Services, Department of	Direct		5 R01 GM076477 08	93.859	Biomedical Research and Research Training	540,478
Health and Human Services, Department of	Direct		5 R01 GM076608-06	93.859	Biomedical Research and Research Training	(5,468)
Health and Human Services, Department of	Direct		5 R01 GM077430-08	93.859	Biomedical Research and Research Training	384,793



**The University of Michigan**  
**Schedule of Expenditures of Federal Awards**  
**For the Year Ended June 30, 2014**

Cluster Title/Federal Grantor/Program	Type	Pass-Through Grantor	Award Identifier	CFDA Number	CFDA Program Title	Federal Expenditures
Health and Human Services, Department of	Direct		5 R01 GM078200-10	93.859	Biomedical Research and Research Training	615,598
Health and Human Services, Department of	Direct		5 R01 GM081544-04	93.859	Biomedical Research and Research Training	226,715
Health and Human Services, Department of	Direct		5 R01 GM081655-05	93.859	Biomedical Research and Research Training	17,554
Health and Human Services, Department of	Direct		5 R01 GM081702-04	93.859	Biomedical Research and Research Training	145,431
Health and Human Services, Department of	Direct		5 R01 GM082856-05	93.859	Biomedical Research and Research Training	189,548
Health and Human Services, Department of	Direct		5 R01 GM082970-04	93.859	Biomedical Research and Research Training	(1,121)
Health and Human Services, Department of	Direct		5 R01 GM083107-08	93.859	Biomedical Research and Research Training	245,202
Health and Human Services, Department of	Direct		5 R01 GM084018-04	93.859	Biomedical Research and Research Training	53,722
Health and Human Services, Department of	Direct		5 R01 GM084222-05	93.859	Biomedical Research and Research Training	34,391
Health and Human Services, Department of	Direct		5 R01 GM086213-04	93.859	Biomedical Research and Research Training	386,583
Health and Human Services, Department of	Direct		5 R01 GM086481-05	93.859	Biomedical Research and Research Training	94,315
Health and Human Services, Department of	Direct		5 R01 GM087343-05	93.859	Biomedical Research and Research Training	313,714
Health and Human Services, Department of	Direct		5 R01 GM087364-05	93.859	Biomedical Research and Research Training	155,469
Health and Human Services, Department of	Direct		5 R01 GM088546-04	93.859	Biomedical Research and Research Training	(82,433)
Health and Human Services, Department of	Direct		5 R01 GM088560-04	93.859	Biomedical Research and Research Training	22,656
Health and Human Services, Department of	Direct		5 R01 GM088565-05	93.859	Biomedical Research and Research Training	185,556
Health and Human Services, Department of	Direct		5 R01 GM088750-04	93.859	Biomedical Research and Research Training	100,116
Health and Human Services, Department of	Direct		5 R01 GM089736-05	93.859	Biomedical Research and Research Training	225,572
Health and Human Services, Department of	Direct		5 R01 GM089846-04	93.859	Biomedical Research and Research Training	125,215
Health and Human Services, Department of	Direct		5 R01 GM092818-05	93.859	Biomedical Research and Research Training	309,202
Health and Human Services, Department of	Direct		5 R01 GM093088-04	93.859	Biomedical Research and Research Training	131,019
Health and Human Services, Department of	Direct		5 R01 GM093173-04	93.859	Biomedical Research and Research Training	327,835
Health and Human Services, Department of	Direct		5 R01 GM094209-04	93.859	Biomedical Research and Research Training	604,867
Health and Human Services, Department of	Direct		5 R01 GM094231-04	93.859	Biomedical Research and Research Training	376,722
Health and Human Services, Department of	Direct		5 R01 GM095769-04	93.859	Biomedical Research and Research Training	354,725
Health and Human Services, Department of	Direct		5 R01 GM095832-04	93.859	Biomedical Research and Research Training	258,134
Health and Human Services, Department of	Direct		5 R01 GM096040-04	93.859	Biomedical Research and Research Training	204,626
Health and Human Services, Department of	Direct		5 R01 GM097117-03	93.859	Biomedical Research and Research Training	375,119
Health and Human Services, Department of	Direct		5 R01 GM098023-03	93.859	Biomedical Research and Research Training	267,499
Health and Human Services, Department of	Direct		5 R01 GM098314-04	93.859	Biomedical Research and Research Training	501,309
Health and Human Services, Department of	Direct		5 R01 GM098578-02	93.859	Biomedical Research and Research Training	345,422
Health and Human Services, Department of	Direct		5 R01 GM099143-03	93.859	Biomedical Research and Research Training	445,398
Health and Human Services, Department of	Direct		5 R01 GM099513-02	93.859	Biomedical Research and Research Training	358,421
Health and Human Services, Department of	Direct		5 R01 GM099514-03	93.859	Biomedical Research and Research Training	357,999
Health and Human Services, Department of	Direct		5 R01 GM099549-02	93.859	Biomedical Research and Research Training	218,474
Health and Human Services, Department of	Direct		5 R01 GM101171-03	93.859	Biomedical Research and Research Training	338,364
Health and Human Services, Department of	Direct		5 R01 GM101189-02	93.859	Biomedical Research and Research Training	290,617
Health and Human Services, Department of	Direct		5 R01 GM102279-02	93.859	Biomedical Research and Research Training	206,207
Health and Human Services, Department of	Direct		5 R01 GM103961-02	93.859	Biomedical Research and Research Training	163,754
Health and Human Services, Department of	Direct		5 R01 GM105707-02	93.859	Biomedical Research and Research Training	187,094
Health and Human Services, Department of	Direct		5 R01 GM105942-02	93.859	Biomedical Research and Research Training	259,419
Health and Human Services, Department of	Direct		5 R01 GM105948-02	93.859	Biomedical Research and Research Training	258,459
Health and Human Services, Department of	Direct		5 R01 GM108022-07	93.859	Biomedical Research and Research Training	306,413
Health and Human Services, Department of	Direct		5 R01-GM065318-12	93.859	Biomedical Research and Research Training	439,826
Health and Human Services, Department of	Direct		5 R01GM098350-03	93.859	Biomedical Research and Research Training	362,030
Health and Human Services, Department of	Direct		5 R01-GM103232-02	93.859	Biomedical Research and Research Training	194,604
Health and Human Services, Department of	Direct		5 R01-GM108826-02	93.859	Biomedical Research and Research Training	66,542
Health and Human Services, Department of	Direct		5 R25 GM058641-12	93.859	Biomedical Research and Research Training	241
Health and Human Services, Department of	Direct		5 R25 GM086262-04	93.859	Biomedical Research and Research Training	(81,640)
Health and Human Services, Department of	Direct		5 R25 GM086262-06	93.859	Biomedical Research and Research Training	456,788
Health and Human Services, Department of	Direct		5 R25 GM089637-03	93.859	Biomedical Research and Research Training	50,832
Health and Human Services, Department of	Direct		5 R37 GM039451-28	93.859	Biomedical Research and Research Training	417,357
Health and Human Services, Department of	Direct		5 R37 GM062261-14	93.859	Biomedical Research and Research Training	369,010
Health and Human Services, Department of	Direct		5 U01 GM086873-05	93.859	Biomedical Research and Research Training	629,556
Health and Human Services, Department of	Direct		7 P50 GM094503-04	93.859	Biomedical Research and Research Training	36,567
Health and Human Services, Department of	Direct		7 R01 GM084127-05	93.859	Biomedical Research and Research Training	133,430
Health and Human Services, Department of	Direct		7 R01 GM092741-04	93.859	Biomedical Research and Research Training	163,345
Health and Human Services, Department of	Direct		7-R01-GM-096129-05	93.859	Biomedical Research and Research Training	287,669
Health and Human Services, Department of	Direct		9 R01 GM103695-07	93.859	Biomedical Research and Research Training	506,640
Health and Human Services, Department of	Direct		T32 GM007315	93.859	Biomedical Research and Research Training	681,185
Health and Human Services, Department of	Direct		T32 GM007544	93.859	Biomedical Research and Research Training	1,998
Health and Human Services, Department of	Direct		T32 GM007544	93.859	Biomedical Research and Research Training	487,610
Health and Human Services, Department of	Direct		T32 GM007767	93.859	Biomedical Research and Research Training	359,608
Health and Human Services, Department of	Direct		T32 GM007863	93.859	Biomedical Research and Research Training	1,590,292
Health and Human Services, Department of	Direct		T32 GM008270	93.859	Biomedical Research and Research Training	43,024
Health and Human Services, Department of	Direct		T32 GM008322	93.859	Biomedical Research and Research Training	262,421
Health and Human Services, Department of	Direct		T32 GM008353	93.859	Biomedical Research and Research Training	399,721
Health and Human Services, Department of	Direct		T32 GM008597	93.859	Biomedical Research and Research Training	329,202
Health and Human Services, Department of	Direct		T32 GM008616	93.859	Biomedical Research and Research Training	129,563
Health and Human Services, Department of	Direct		T32 GM070449	93.859	Biomedical Research and Research Training	202,785

**The University of Michigan**  
**Schedule of Expenditures of Federal Awards**  
**For the Year Ended June 30, 2014**

Cluster Title/Federal Grantor/Program	Type	Pass-Through Grantor	Award Identifier	CFDA Number	CFDA Program Title	Federal Expenditures
Health and Human Services, Department of	Pass-Through	Michigan State University	RC103221UM	93.859	Biomedical Research and Research Training	2,554
Health and Human Services, Department of	Pass-Through	Pennsylvania State University	UMI GM094526	93.859	Biomedical Research and Research Training	116,239
Health and Human Services, Department of	Pass-Through	Princeton University	00001912	93.859	Biomedical Research and Research Training	105,407
Health and Human Services, Department of	Pass-Through	Stanford University	06425159-25996-E	93.859	Biomedical Research and Research Training	57,938
Health and Human Services, Department of	Pass-Through	Stanford University	60156510-39087-B	93.859	Biomedical Research and Research Training	279,897
Health and Human Services, Department of	Pass-Through	Stanford University	60423373-108979-B	93.859	Biomedical Research and Research Training	348,620
Health and Human Services, Department of	Pass-Through	Technion - Israel Institute of Technology	2019525	93.859	Biomedical Research and Research Training	38,313
Health and Human Services, Department of	Pass-Through	Technion - Israel Institute of Technology	R01 GM094792	93.859	Biomedical Research and Research Training	59,486
Health and Human Services, Department of	Pass-Through	University of California - San Francisco	7834sc	93.859	Biomedical Research and Research Training	41,879
Health and Human Services, Department of	Pass-Through	University of Illinois-Urbana-Champaign	2012-05394-03 (AA935)	93.859	Biomedical Research and Research Training	1,487
Health and Human Services, Department of	Pass-Through	University of Maryland, The	0000008687	93.859	Biomedical Research and Research Training	219,225
Health and Human Services, Department of	Pass-Through	University of Massachusetts	WA00159931/RFS2014121	93.859	Biomedical Research and Research Training	9,119
Health and Human Services, Department of	Pass-Through	University of Rochester	415910-G, UR#5-26394	93.859	Biomedical Research and Research Training	68,154
						<b>\$ 37,574,186</b>
Health and Human Services, Department of	Direct		1 R01 HD067184-02	93.865	Child Health and Human Development Extramural Research	\$ 356,563
Health and Human Services, Department of	Direct		1 R01 HD074559-01A1	93.865	Child Health and Human Development Extramural Research	16,295
Health and Human Services, Department of	Direct		1 R01 HD075928-01	93.865	Child Health and Human Development Extramural Research	6,529
Health and Human Services, Department of	Direct		1 R03 HD077051-01A1	93.865	Child Health and Human Development Extramural Research	1,295
Health and Human Services, Department of	Direct		1 R21 HD062929 02	93.865	Child Health and Human Development Extramural Research	(2,073)
Health and Human Services, Department of	Direct		1 R21 HD06970101 A1	93.865	Child Health and Human Development Extramural Research	191,870
Health and Human Services, Department of	Direct		1 R21 HD076370-01	93.865	Child Health and Human Development Extramural Research	62,993
Health and Human Services, Department of	Direct		1 R21 HD078862-01	93.865	Child Health and Human Development Extramural Research	71,812
Health and Human Services, Department of	Direct		1 R25 HD078226-01	93.865	Child Health and Human Development Extramural Research	29,099
Health and Human Services, Department of	Direct		1R01HD07460302	93.865	Child Health and Human Development Extramural Research	249,674
Health and Human Services, Department of	Direct		1R03HD07597902	93.865	Child Health and Human Development Extramural Research	44,106
Health and Human Services, Department of	Direct		2 P01 HD039386-10	93.865	Child Health and Human Development Extramural Research	254,652
Health and Human Services, Department of	Direct		2 R01 HD006656-37A1	93.865	Child Health and Human Development Extramural Research	334,432
Health and Human Services, Department of	Direct		2 R01 HD033487-17	93.865	Child Health and Human Development Extramural Research	708,688
Health and Human Services, Department of	Direct		2 R01 HD052646-05A1	93.865	Child Health and Human Development Extramural Research	580,273
Health and Human Services, Department of	Direct		3 U10 HD055936-05S1	93.865	Child Health and Human Development Extramural Research	100,205
Health and Human Services, Department of	Direct		4 R00 HD064753-03	93.865	Child Health and Human Development Extramural Research	33,091
Health and Human Services, Department of	Direct		5 K01 HD074706-02	93.865	Child Health and Human Development Extramural Research	98,231
Health and Human Services, Department of	Direct		5 K08 HD062142-04	93.865	Child Health and Human Development Extramural Research	82,500
Health and Human Services, Department of	Direct		5 K12 HD028820-22	93.865	Child Health and Human Development Extramural Research	300,085
Health and Human Services, Department of	Direct		5 K12 HD065257-05	93.865	Child Health and Human Development Extramural Research	527,530
Health and Human Services, Department of	Direct		5 K23 HD057994-05	93.865	Child Health and Human Development Extramural Research	222,194
Health and Human Services, Department of	Direct		5 K23 HD068402-04	93.865	Child Health and Human Development Extramural Research	117,973
Health and Human Services, Department of	Direct		5 K23 HD070913-03	93.865	Child Health and Human Development Extramural Research	135,521
Health and Human Services, Department of	Direct		5 P01 HD044232-09	93.865	Child Health and Human Development Extramural Research	1,316,656
Health and Human Services, Department of	Direct		5 P50 HD044406-13	93.865	Child Health and Human Development Extramural Research	1,360,711
Health and Human Services, Department of	Direct		5 R00 HD069624-03	93.865	Child Health and Human Development Extramural Research	286,758

**The University of Michigan**  
**Schedule of Expenditures of Federal Awards**  
**For the Year Ended June 30, 2014**

Cluster Title/Federal Grantor/Program	Type	Pass-Through Grantor	Award Identifier	CFDA Number	CFDA Program Title	Federal Expenditures
Health and Human Services, Department of	Direct		5 R01 HD015434-31	93.865	Child Health and Human Development Extramural Research	472,418
Health and Human Services, Department of	Direct		5 R01 HD030428-22	93.865	Child Health and Human Development Extramural Research	479,919
Health and Human Services, Department of	Direct		5 R01 HD033554-12	93.865	Child Health and Human Development Extramural Research	30,701
Health and Human Services, Department of	Direct		5 R01 HD034283-18	93.865	Child Health and Human Development Extramural Research	380,508
Health and Human Services, Department of	Direct		5 R01 HD034860-18	93.865	Child Health and Human Development Extramural Research	376,867
Health and Human Services, Department of	Direct		5 R01 HD038665-15	93.865	Child Health and Human Development Extramural Research	206,070
Health and Human Services, Department of	Direct		5 R01 HD041469-13	93.865	Child Health and Human Development Extramural Research	356,480
Health and Human Services, Department of	Direct		5 R01 HD04781408	93.865	Child Health and Human Development Extramural Research	328,429
Health and Human Services, Department of	Direct		5 R01 HD048970-05	93.865	Child Health and Human Development Extramural Research	3,794
Health and Human Services, Department of	Direct		5 R01 HD052069-05	93.865	Child Health and Human Development Extramural Research	539,557
Health and Human Services, Department of	Direct		5 R01 HD052646-04	93.865	Child Health and Human Development Extramural Research	(1,418)
Health and Human Services, Department of	Direct		5 R01 HD053533-02	93.865	Child Health and Human Development Extramural Research	(1,676)
Health and Human Services, Department of	Direct		5 R01 HD054573-05	93.865	Child Health and Human Development Extramural Research	8,371
Health and Human Services, Department of	Direct		5 R01 HD054767-05	93.865	Child Health and Human Development Extramural Research	312,620
Health and Human Services, Department of	Direct		5 R01 HD054847-05	93.865	Child Health and Human Development Extramural Research	157,822
Health and Human Services, Department of	Direct		5 R01 HD057176-05	93.865	Child Health and Human Development Extramural Research	(17,523)
Health and Human Services, Department of	Direct		5 R01 HD058535-04	93.865	Child Health and Human Development Extramural Research	236,721
Health and Human Services, Department of	Direct		5 R01 HD058606-05	93.865	Child Health and Human Development Extramural Research	173,415
Health and Human Services, Department of	Direct		5 R01 HD059779-05	93.865	Child Health and Human Development Extramural Research	102,832
Health and Human Services, Department of	Direct		5 R01 HD061294-05	93.865	Child Health and Human Development Extramural Research	68,459
Health and Human Services, Department of	Direct		5 R01 HD061356 04	93.865	Child Health and Human Development Extramural Research	567,395
Health and Human Services, Department of	Direct		5 R01 HD061539-06	93.865	Child Health and Human Development Extramural Research	382,796
Health and Human Services, Department of	Direct		5 R01 HD062565 03	93.865	Child Health and Human Development Extramural Research	566,257
Health and Human Services, Department of	Direct		5 R01 HD064770-05	93.865	Child Health and Human Development Extramural Research	329,021
Health and Human Services, Department of	Direct		5 R01 HD066139-04	93.865	Child Health and Human Development Extramural Research	317,182
Health and Human Services, Department of	Direct		5 R01 HD067264-04	93.865	Child Health and Human Development Extramural Research	634,689
Health and Human Services, Department of	Direct		5 R01 HD068298-02	93.865	Child Health and Human Development Extramural Research	320,901
Health and Human Services, Department of	Direct		5 R01 HD069179-05	93.865	Child Health and Human Development Extramural Research	736,474
Health and Human Services, Department of	Direct		5 R01 HD069702-04	93.865	Child Health and Human Development Extramural Research	489,373
Health and Human Services, Department of	Direct		5 R01 HD07095003	93.865	Child Health and Human Development Extramural Research	436,355
Health and Human Services, Department of	Direct		5 R01 HD072493-012	93.865	Child Health and Human Development Extramural Research	1,033,712
Health and Human Services, Department of	Direct		5 R01 HD076004-02	93.865	Child Health and Human Development Extramural Research	588,922
Health and Human Services, Department of	Direct		5 R01-HD050329-05	93.865	Child Health and Human Development Extramural Research	27,321
Health and Human Services, Department of	Direct		5 R03 HD061612-02	93.865	Child Health and Human Development Extramural Research	75,281
Health and Human Services, Department of	Direct		5 R03 HD066145-02	93.865	Child Health and Human Development Extramural Research	(484)

**The University of Michigan**  
**Schedule of Expenditures of Federal Awards**  
**For the Year Ended June 30, 2014**

Cluster Title/Federal Grantor/Program	Type	Pass-Through Grantor	Award Identifier	CFDA Number	CFDA Program Title	Federal Expenditures
Health and Human Services, Department of	Direct		5 R03 HD070012-02	93.865	Child Health and Human Development Extramural Research	6,475
Health and Human Services, Department of	Direct		5 R03 HD077909-02	93.865	Child Health and Human Development Extramural Research	43,293
Health and Human Services, Department of	Direct		5 R21 HD060893-02	93.865	Child Health and Human Development Extramural Research	21,757
Health and Human Services, Department of	Direct		5 R21 HD065077-02	93.865	Child Health and Human Development Extramural Research	(4,196)
Health and Human Services, Department of	Direct		5 R21 HD067692 02	93.865	Child Health and Human Development Extramural Research	(5,295)
Health and Human Services, Department of	Direct		5 R21 HD072375-02	93.865	Child Health and Human Development Extramural Research	153,470
Health and Human Services, Department of	Direct		5 R21 HD073692-02	93.865	Child Health and Human Development Extramural Research	175,807
Health and Human Services, Department of	Direct		5 R24 HD041028-12	93.865	Child Health and Human Development Extramural Research	979,371
Health and Human Services, Department of	Direct		5 R25 HD049479-07	93.865	Child Health and Human Development Extramural Research	135,905
Health and Human Services, Department of	Direct		5 R37 HD006656-36	93.865	Child Health and Human Development Extramural Research	(12,792)
Health and Human Services, Department of	Direct		5 R37 HD022149-24	93.865	Child Health and Human Development Extramural Research	165,709
Health and Human Services, Department of	Direct		5 U10 HD055936-07	93.865	Child Health and Human Development Extramural Research	42,405
Health and Human Services, Department of	Direct		5 U10 HD063106-05	93.865	Child Health and Human Development Extramural Research	253,608
Health and Human Services, Department of	Direct		5 U24 HD048404-10	93.865	Child Health and Human Development Extramural Research	410,868
Health and Human Services, Department of	Direct		5F31 HD071727-02	93.865	Child Health and Human Development Extramural Research	19,608
Health and Human Services, Department of	Direct		5K12 HD001438 14	93.865	Child Health and Human Development Extramural Research	497,878
Health and Human Services, Department of	Direct		5R01 HD069609-04	93.865	Child Health and Human Development Extramural Research	540,159
Health and Human Services, Department of	Direct		5-R01-HD036043-13	93.865	Child Health and Human Development Extramural Research	168,255
Health and Human Services, Department of	Direct		7 R01 HD054569-05	93.865	Child Health and Human Development Extramural Research	262,844
Health and Human Services, Department of	Direct		T32 HD007109	93.865	Child Health and Human Development Extramural Research	352,024
Health and Human Services, Department of	Direct		T32 HD007339	93.865	Child Health and Human Development Extramural Research	790,481
Health and Human Services, Department of	Direct		T32 HD007505	93.865	Child Health and Human Development Extramural Research	354,039
Health and Human Services, Department of	Direct		T32 HD007513	93.865	Child Health and Human Development Extramural Research	(11,397)
Health and Human Services, Department of	Direct		T32 HD007534	93.865	Child Health and Human Development Extramural Research	332,682
Health and Human Services, Department of	Direct		T32 HD079342	93.865	Child Health and Human Development Extramural Research	1,798
Health and Human Services, Department of	Pass-Through	Arizona State University	11-669	93.865	Child Health and Human Development Extramural Research	21,453
Health and Human Services, Department of	Pass-Through	Arizona State University	14-311; Prime R21 HD073758	93.865	Child Health and Human Development Extramural Research	56,054
Health and Human Services, Department of	Pass-Through	Children's Hospital of Philadelphia, The	3210050618	93.865	Child Health and Human Development Extramural Research	6,799
Health and Human Services, Department of	Pass-Through	Children's National Medical Center	30001498-13-02	93.865	Child Health and Human Development Extramural Research	15,324
Health and Human Services, Department of	Pass-Through	Fenway Health	5R25HD064426-03	93.865	Child Health and Human Development Extramural Research	5,020
Health and Human Services, Department of	Pass-Through	Henry Ford Health System	Subcontract MENU Gen Y StdY	93.865	Child Health and Human Development Extramural Research	292,530
Health and Human Services, Department of	Pass-Through	Indiana University	IN-4686633-UMI	93.865	Child Health and Human Development Extramural Research	3,395
Health and Human Services, Department of	Pass-Through	Indiana University	IN4686663UM/PO 1179263	93.865	Child Health and Human Development Extramural Research	2,546
Health and Human Services, Department of	Pass-Through	Indiana University	IN4686883UM; PO# 963639	93.865	Child Health and Human Development Extramural Research	144,790
Health and Human Services, Department of	Pass-Through	Magee Womens Research Institute	Subaward Agmt 7279	93.865	Child Health and Human Development Extramural Research	1,066

**The University of Michigan**  
**Schedule of Expenditures of Federal Awards**  
**For the Year Ended June 30, 2014**

Cluster Title/Federal Grantor/Program	Type	Pass-Through Grantor	Award Identifier	CFDA Number	CFDA Program Title	Federal Expenditures
Health and Human Services, Department of	Pass-Through	Michigan Public Health Institute	K-30206-116-504200	93.865	Child Health and Human Development Extramural Research	18,697
Health and Human Services, Department of	Pass-Through	Michigan State University	RC100246UMI	93.865	Child Health and Human Development Extramural Research	27,955
Health and Human Services, Department of	Pass-Through	Northwestern University	60032241 UM	93.865	Child Health and Human Development Extramural Research	83,919
Health and Human Services, Department of	Pass-Through	Northwestern University	SP0015790-PROJ0004035	93.865	Child Health and Human Development Extramural Research	220,104
Health and Human Services, Department of	Pass-Through	Penn State College of Medicine	UMI HD076592	93.865	Child Health and Human Development Extramural Research	74,466
Health and Human Services, Department of	Pass-Through	Pennsylvania State University	4245-UM-DHHS-0709	93.865	Child Health and Human Development Extramural Research	4,192
Health and Human Services, Department of	Pass-Through	Seattle Children's Hospital	10871SUB	93.865	Child Health and Human Development Extramural Research	25,887
Health and Human Services, Department of	Pass-Through	Sonetics Ultrasound, Inc.	Fixed Price Research Agreement	93.865	Child Health and Human Development Extramural Research	75,749
Health and Human Services, Department of	Pass-Through	Tulane University	TUL-HSC-412-12-13	93.865	Child Health and Human Development Extramural Research	5,116
Health and Human Services, Department of	Pass-Through	Tulane University	TUL-HSC-450-13/14	93.865	Child Health and Human Development Extramural Research	10,924
Health and Human Services, Department of	Pass-Through	University of Alabama	000388010-046	93.865	Child Health and Human Development Extramural Research	162,519
Health and Human Services, Department of	Pass-Through	University of California - Los Angeles	1215 G PA206	93.865	Child Health and Human Development Extramural Research	23,868
Health and Human Services, Department of	Pass-Through	University of California - Los Angeles	1440 G PB 906	93.865	Child Health and Human Development Extramural Research	215,242
Health and Human Services, Department of	Pass-Through	University of California - Los Angeles	1920 G RA109	93.865	Child Health and Human Development Extramural Research	2,194
Health and Human Services, Department of	Pass-Through	University of California - Los Angeles	1920-G-KB309	93.865	Child Health and Human Development Extramural Research	5,350
Health and Human Services, Department of	Pass-Through	University of California (UCSF)	2000 G QG873	93.865	Child Health and Human Development Extramural Research	179,001
Health and Human Services, Department of	Pass-Through	University of Pennsylvania	10043249/PO 3075488	93.865	Child Health and Human Development Extramural Research	45,256
Health and Human Services, Department of	Pass-Through	University of Pennsylvania	554867	93.865	Child Health and Human Development Extramural Research	94,375
Health and Human Services, Department of	Pass-Through	University of Pittsburgh	0024922 (120171-6)	93.865	Child Health and Human Development Extramural Research	(35,007)
Health and Human Services, Department of	Pass-Through	University of Pittsburgh	0024922 (122818-3)	93.865	Child Health and Human Development Extramural Research	60,995
Health and Human Services, Department of	Pass-Through	University of South Carolina	13-2253	93.865	Child Health and Human Development Extramural Research	1,603
Health and Human Services, Department of	Pass-Through	University of South Carolina	14-2538	93.865	Child Health and Human Development Extramural Research	106,703
Health and Human Services, Department of	Pass-Through	University of Texas Medical Branch at Galveston (UTMB)	13-096	93.865	Child Health and Human Development Extramural Research	7,666
Health and Human Services, Department of	Pass-Through	University of Texas Medical Branch at Galveston (UTMB)	14-023, PO#UOSPC 1221	93.865	Child Health and Human Development Extramural Research	28,595
Health and Human Services, Department of	Pass-Through	University of Utah	2408022-09,	93.865	Child Health and Human Development Extramural Research	123,774
Health and Human Services, Department of	Pass-Through	University of Virginia	GB10015145684	93.865	Child Health and Human Development Extramural Research	17,706
Health and Human Services, Department of	Pass-Through	University of Virginia	GC11822 143308	93.865	Child Health and Human Development Extramural Research	58,785
Health and Human Services, Department of	Pass-Through	University of Virginia	GC11822-143307	93.865	Child Health and Human Development Extramural Research	204,452
Health and Human Services, Department of	Pass-Through	Washington University	WU-14-232	93.865	Child Health and Human Development Extramural Research	7,983
Health and Human Services, Department of	Pass-Through	Wayne State University	WSU09018;PO#P0494592	93.865	Child Health and Human Development Extramural Research	21,696
Health and Human Services, Department of	Pass-Through	Wayne State University	WSU11047-A2; PO# P0511378	93.865	Child Health and Human Development Extramural Research	(2,725)
						<u>\$ 26,307,997</u>
Health and Human Services, Department of	Direct		1 F30 AG045021-01	93.866	Aging Research	\$ 34,427
Health and Human Services, Department of	Direct		1 F31 AG043266 -01A1	93.866	Aging Research	19,826
Health and Human Services, Department of	Direct		1 R01 AG041780- 02	93.866	Aging Research	242,953
Health and Human Services, Department of	Direct		1 R01 AG043401-02	93.866	Aging Research	280,910
Health and Human Services, Department of	Direct		1 R01 AG045136-01	93.866	Aging Research	252,462
Health and Human Services, Department of	Direct		1 R01 AG045423-01	93.866	Aging Research	325,859

**The University of Michigan**  
**Schedule of Expenditures of Federal Awards**  
**For the Year Ended June 30, 2014**

Cluster Title/Federal Grantor/Program	Type	Pass-Through Grantor	Award Identifier	CFDA Number	CFDA Program Title	Federal Expenditures
Health and Human Services, Department of	Direct		1 R01 AG048072-01	93.866	Aging Research	22,899
Health and Human Services, Department of	Direct		1 R03 AG042919-01	93.866	Aging Research	8,641
Health and Human Services, Department of	Direct		1 R03 AG042956-01	93.866	Aging Research	18,203
Health and Human Services, Department of	Direct		1 R21 AG040604-02	93.866	Aging Research	234,153
Health and Human Services, Department of	Direct		1 R21 AG044752-02	93.866	Aging Research	91,227
Health and Human Services, Department of	Direct		1 R21 AG046799-01A1	93.866	Aging Research	12,858
Health and Human Services, Department of	Direct		1R03AG04303801	93.866	Aging Research	37,852
Health and Human Services, Department of	Direct		1R03AG04550901	93.866	Aging Research	61,291
Health and Human Services, Department of	Direct		1R03AG04652402	93.866	Aging Research	96,478
Health and Human Services, Department of	Direct		1R21AG04135901A1	93.866	Aging Research	157,531
Health and Human Services, Department of	Direct		2 R01-AG028516-07	93.866	Aging Research	337,636
Health and Human Services, Department of	Direct		2P01AG02940906A1	93.866	Aging Research	1,526,454
Health and Human Services, Department of	Direct		5 F32 AG042253-02	93.866	Aging Research	43,393
Health and Human Services, Department of	Direct		5 K01 AG031917-06	93.866	Aging Research	52,525
Health and Human Services, Department of	Direct		5 K01 AG034232-04	93.866	Aging Research	132,326
Health and Human Services, Department of	Direct		5 K01 AG039554-04	93.866	Aging Research	113,612
Health and Human Services, Department of	Direct		5 K01 AG041763-02	93.866	Aging Research	(11,621)
Health and Human Services, Department of	Direct		5 K08 AG031837-05	93.866	Aging Research	98,533
Health and Human Services, Department of	Direct		5 K23 AG038731-04	93.866	Aging Research	172,368
Health and Human Services, Department of	Direct		5 K23 AG040278-02	93.866	Aging Research	141,093
Health and Human Services, Department of	Direct		5 K24 AG019675-10	93.866	Aging Research	(6,906)
Health and Human Services, Department of	Direct		5 P01 AG020591-10	93.866	Aging Research	391,506
Health and Human Services, Department of	Direct		5 P01 AG026571-08	93.866	Aging Research	1,544,775
Health and Human Services, Department of	Direct		5 P30 AG012846-20	93.866	Aging Research	853,234
Health and Human Services, Department of	Direct		5 P30 AG013283-19	93.866	Aging Research	565,584
Health and Human Services, Department of	Direct		5 P30 AG024824-10	93.866	Aging Research	973,646
Health and Human Services, Department of	Direct		5 P30AG015281-17	93.866	Aging Research	770,526
Health and Human Services, Department of	Direct		5 R00 AG029879-05	93.866	Aging Research	(22,013)
Health and Human Services, Department of	Direct		5 R01 AG010026-19	93.866	Aging Research	(2,564)
Health and Human Services, Department of	Direct		5 R01 AG010026-21	93.866	Aging Research	311,497
Health and Human Services, Department of	Direct		5 R01 AG018418-11	93.866	Aging Research	567,791
Health and Human Services, Department of	Direct		5 R01 AG019364-10	93.866	Aging Research	434,100
Health and Human Services, Department of	Direct		5 R01 AG019619-10	93.866	Aging Research	61,786
Health and Human Services, Department of	Direct		5 R01 AG019802-10	93.866	Aging Research	1,567,275
Health and Human Services, Department of	Direct		5 R01 AG020628-10	93.866	Aging Research	389,844
Health and Human Services, Department of	Direct		5 R01 AG023166-10	93.866	Aging Research	254,279
Health and Human Services, Department of	Direct		5 R01 AG026569-05	93.866	Aging Research	79,941
Health and Human Services, Department of	Direct		5 R01 AG028488-05	93.866	Aging Research	38,698
Health and Human Services, Department of	Direct		5 R01 AG030593-05	93.866	Aging Research	(417)
Health and Human Services, Department of	Direct		5 R01 AG030593-07	93.866	Aging Research	219,756
Health and Human Services, Department of	Direct		5 R01 AG031452-05	93.866	Aging Research	429,304
Health and Human Services, Department of	Direct		5 R01 AG032298-05	93.866	Aging Research	248,007
Health and Human Services, Department of	Direct		5 R01 AG032632-04	93.866	Aging Research	290,171
Health and Human Services, Department of	Direct		5 R01 AG034228-05	93.866	Aging Research	282,363
Health and Human Services, Department of	Direct		5 R01 AG036690-03	93.866	Aging Research	(38,966)
Health and Human Services, Department of	Direct		5 R01 AG036802-03	93.866	Aging Research	186,568
Health and Human Services, Department of	Direct		5 R01 AG036956-04	93.866	Aging Research	321,220
Health and Human Services, Department of	Direct		5 R01 AG039434-04	93.866	Aging Research	270,854
Health and Human Services, Department of	Direct		5 R01 AG039474-04	93.866	Aging Research	738,688
Health and Human Services, Department of	Direct		5 R01 AG040115-2	93.866	Aging Research	297,244
Health and Human Services, Department of	Direct		5 R01 AG040138-03	93.866	Aging Research	566,581
Health and Human Services, Department of	Direct		5 R01 AG040213-03	93.866	Aging Research	1,746,401
Health and Human Services, Department of	Direct		5 R01 AG040635-04	93.866	Aging Research	247,985
Health and Human Services, Department of	Direct		5 R01 AG040787-04	93.866	Aging Research	242,748
Health and Human Services, Department of	Direct		5 R01 AG041177-03	93.866	Aging Research	521,710
Health and Human Services, Department of	Direct		5 R01 AG042340-02	93.866	Aging Research	346,704
Health and Human Services, Department of	Direct		5 R01 AG042418-03	93.866	Aging Research	225,592
Health and Human Services, Department of	Direct		5 R03 AG040651-02	93.866	Aging Research	8,206
Health and Human Services, Department of	Direct		5 R03 AG042899-02	93.866	Aging Research	84,917
Health and Human Services, Department of	Direct		5 R03 AG046389-02	93.866	Aging Research	77,220
Health and Human Services, Department of	Direct		5 R21 AG034264-02	93.866	Aging Research	(84)
Health and Human Services, Department of	Direct		5 R21 AG045432-02	93.866	Aging Research	201,829
Health and Human Services, Department of	Direct		5 U01 AG012495-20	93.866	Aging Research	193,388
Health and Human Services, Department of	Direct		5 U01 AG017719-15	93.866	Aging Research	1,210,619
Health and Human Services, Department of	Direct		5 U01 AG022303-10	93.866	Aging Research	630,598
Health and Human Services, Department of	Direct		5 U01AG009740-25	93.866	Aging Research	18,687,439
Health and Human Services, Department of	Direct		5P30AG00459026	93.866	Aging Research	488,981
Health and Human Services, Department of	Direct		5R03AG04366102	93.866	Aging Research	52,848
Health and Human Services, Department of	Direct		5R03AG04650302	93.866	Aging Research	20,483
Health and Human Services, Department of	Direct		7 R01 AG032247-04	93.866	Aging Research	250,181



**The University of Michigan**  
**Schedule of Expenditures of Federal Awards**  
**For the Year Ended June 30, 2014**

Cluster Title/Federal Grantor/Program	Type	Pass-Through Grantor	Award Identifier	CFDA Number	CFDA Program Title	Federal Expenditures
Health and Human Services, Department of	Direct		T32 AG000114	93.866	Aging Research	462,459
Health and Human Services, Department of	Direct		T32 AG000221	93.866	Aging Research	625,052
Health and Human Services, Department of	Direct		T32 AG027708	93.866	Aging Research	1,612
Health and Human Services, Department of	Direct		T32 AG027708	93.866	Aging Research	2,023
Health and Human Services, Department of	Pass-Through	American Institutes for Research	03111	93.866	Aging Research	29,086
Health and Human Services, Department of	Pass-Through	Banner Health	0435-02-42376	93.866	Aging Research	4,488
Health and Human Services, Department of	Pass-Through	California Pacific Medical Center	2803227-S142	93.866	Aging Research	457,908
Health and Human Services, Department of	Pass-Through	Creighton University	R01 AR054496	93.866	Aging Research	93,085
Health and Human Services, Department of	Pass-Through	Dartmouth College	1175	93.866	Aging Research	90,386
Health and Human Services, Department of	Pass-Through	Dartmouth College	1413	93.866	Aging Research	156,631
Health and Human Services, Department of	Pass-Through	Dartmouth College	Subaward No. 636	93.866	Aging Research	(2,029)
Health and Human Services, Department of	Pass-Through	Duke University	14-NIH-1025	93.866	Aging Research	31,072
Health and Human Services, Department of	Pass-Through	Grand Valley State University	GVSU-207024-01	93.866	Aging Research	13,402
Health and Human Services, Department of	Pass-Through	Hektoen Institute for Medical Research, The	1215-324-UM1	93.866	Aging Research	20,715
Health and Human Services, Department of	Pass-Through	Johns Hopkins University	2000801825	93.866	Aging Research	161,530
Health and Human Services, Department of	Pass-Through	Kaiser Foundation Research Institute	115-9834-03-M2	93.866	Aging Research	2,473
Health and Human Services, Department of	Pass-Through	Mayo Clinic	1 P01 AG041122-01	93.866	Aging Research	113,993
Health and Human Services, Department of	Pass-Through	National Bureau of Economic Research	33-4118-07-2-80-147	93.866	Aging Research	139,696
Health and Human Services, Department of	Pass-Through	National Bureau of Economic Research	Subaward No. B33-4118-07-4-80-	93.866	Aging Research	161,698
		Northern California Institute for Research & Education, Inc.				
Health and Human Services, Department of	Pass-Through	(NCIRE)	Sub Award Agreement No. 1571	93.866	Aging Research	219,127
Health and Human Services, Department of	Pass-Through	Oregon Health and Science University	10001429_MI	93.866	Aging Research	20,730
Health and Human Services, Department of	Pass-Through	President and Fellows of Harvard College	150066.5076868.0016	93.866	Aging Research	19,123
Health and Human Services, Department of	Pass-Through	President and Fellows of Harvard College	150066.5077174.0018	93.866	Aging Research	9,562
Health and Human Services, Department of	Pass-Through	RAND Corporation	9920080002	93.866	Aging Research	2,290
Health and Human Services, Department of	Pass-Through	RAND Corporation	Subawd-9920120132	93.866	Aging Research	51,118
Health and Human Services, Department of	Pass-Through	Research Foundation of State University of New York	PO:R823677;1101731/4/60712	93.866	Aging Research	9,319
Health and Human Services, Department of	Pass-Through	Research Foundation of State University of New York	RF Local File #1075090-2-48351	93.866	Aging Research	1,486
Health and Human Services, Department of	Pass-Through	Rush University Medical Center	5P30AG010161-22	93.866	Aging Research	(3,396)
Health and Human Services, Department of	Pass-Through	Southern Illinois University Medical School	520317	93.866	Aging Research	296,873
Health and Human Services, Department of	Pass-Through	Southern Illinois University Medical School	520395	93.866	Aging Research	300,564
Health and Human Services, Department of	Pass-Through	Syracuse University	23620-02268 SO2	93.866	Aging Research	29,435
Health and Human Services, Department of	Pass-Through	University of California - San Francisco	5787SC	93.866	Aging Research	17,980
Health and Human Services, Department of	Pass-Through	University of California - San Francisco	7285sc	93.866	Aging Research	29,646
Health and Human Services, Department of	Pass-Through	University of California - San Francisco	7784sc	93.866	Aging Research	64,942
Health and Human Services, Department of	Pass-Through	University of Colorado	FY14.001.008 / 2-5-74799	93.866	Aging Research	18,597
Health and Human Services, Department of	Pass-Through	University of Nebraska	36-5360-2141-001	93.866	Aging Research	102,250
Health and Human Services, Department of	Pass-Through	University of Pittsburgh	9004611 (122926-4)	93.866	Aging Research	1,374
Health and Human Services, Department of	Pass-Through	University of Southern California	157933	93.866	Aging Research	788,156
Health and Human Services, Department of	Pass-Through	University of Southern California	44029219, PO#10157564	93.866	Aging Research	442,838
Health and Human Services, Department of	Pass-Through	University of Southern California	46716698	93.866	Aging Research	29,477
Health and Human Services, Department of	Pass-Through	University of Texas at Austin	UTA11-000820	93.866	Aging Research	91,633
Health and Human Services, Department of	Pass-Through	University of Wisconsin	444K522	93.866	Aging Research	25,278
Health and Human Services, Department of	Pass-Through	University of Wisconsin	482K871	93.866	Aging Research	37,344
Health and Human Services, Department of	Pass-Through	University of Wisconsin	514K146	93.866	Aging Research	65,003
Health and Human Services, Department of	Pass-Through	Vanderbilt University	VUMC38281	93.866	Aging Research	15,966
Health and Human Services, Department of	Pass-Through	Washington University	WU-14-305/PO# 2923423X	93.866	Aging Research	31,690
Health and Human Services, Department of	Pass-Through	Washington University in St. Louis	WU-13-188 PO#2917169W	93.866	Aging Research	56,440
Health and Human Services, Department of	Pass-Through	Washington University in St. Louis	WU-14-207/PO# 2923238X	93.866	Aging Research	60,672
Health and Human Services, Department of	Pass-Through	William Beaumont Hospital	R01AG043383	93.866	Aging Research	138,435
						<b>\$ 47,865,258</b>
Health and Human Services, Department of	Direct		1 K08 EY023982-01	93.867	Vision Research	\$ 66,741
Health and Human Services, Department of	Direct		1 K23 EY023596-01	93.867	Vision Research	104,809
Health and Human Services, Department of	Direct		1 R01 EY022633-02	93.867	Vision Research	406,333
Health and Human Services, Department of	Direct		1 R01 EY023725-01A1	93.867	Vision Research	58,146
Health and Human Services, Department of	Direct		1 R21 EY022182-01	93.867	Vision Research	216,204
Health and Human Services, Department of	Direct		1 R21 EY022707-01A1	93.867	Vision Research	193,792
Health and Human Services, Department of	Direct		1 R34 EY022399-01A1	93.867	Vision Research	127,343
Health and Human Services, Department of	Direct		5 F32 EY021659-02	93.867	Vision Research	7,892
Health and Human Services, Department of	Direct		5 F32 EY023129-02	93.867	Vision Research	67,092
Health and Human Services, Department of	Direct		5 K08 EY018689-05	93.867	Vision Research	135
Health and Human Services, Department of	Direct		5 K08 EY022912-02	93.867	Vision Research	186,337
Health and Human Services, Department of	Direct		5 K12 EY022299-02	93.867	Vision Research	291,886
Health and Human Services, Department of	Direct		5 K23 EY017885-05	93.867	Vision Research	44,229
Health and Human Services, Department of	Direct		5 K23 EY019511-05	93.867	Vision Research	219,301
Health and Human Services, Department of	Direct		5 P30 EY007003-28	93.867	Vision Research	403,648
Health and Human Services, Department of	Direct		5 R01 EY007060-24	93.867	Vision Research	563,559
Health and Human Services, Department of	Direct		5 R01 EY008850-22	93.867	Vision Research	203,079
Health and Human Services, Department of	Direct		5 R01 EY008976-20	93.867	Vision Research	451,879

**The University of Michigan**  
**Schedule of Expenditures of Federal Awards**  
**For the Year Ended June 30, 2014**

Cluster Title/Federal Grantor/Program	Type	Pass-Through Grantor	Award Identifier	CFDA Number	CFDA Program Title	Federal Expenditures
Health and Human Services, Department of	Direct		5 R01 EY011671-11	93.867	Vision Research	1,804
Health and Human Services, Department of	Direct		5 R01 EY011708-16	93.867	Vision Research	61,836
Health and Human Services, Department of	Direct		5 R01 EY012021-16	93.867	Vision Research	329,374
Health and Human Services, Department of	Direct		5 R01 EY012507-15	93.867	Vision Research	386,312
Health and Human Services, Department of	Direct		5 R01 EY014126-11	93.867	Vision Research	408,705
Health and Human Services, Department of	Direct		5 R01 EY018132-07	93.867	Vision Research	385,497
Health and Human Services, Department of	Direct		5 R01 EY020582-05	93.867	Vision Research	320,865
Health and Human Services, Department of	Direct		5 R01 EY020823-05	93.867	Vision Research	447,035
Health and Human Services, Department of	Direct		5 R01 EY020895-03	93.867	Vision Research	422,312
Health and Human Services, Department of	Direct		5 R01 EY021197-04	93.867	Vision Research	314,107
Health and Human Services, Department of	Direct		5 R01 EY022005 03	93.867	Vision Research	2,434,051
Health and Human Services, Department of	Direct		5 R01 EY022124-03	93.867	Vision Research	511,723
Health and Human Services, Department of	Direct		5 R01 EY022315-03	93.867	Vision Research	337,880
Health and Human Services, Department of	Direct		5 R01 EY023660-02	93.867	Vision Research	337,192
Health and Human Services, Department of	Direct		5 R21 EY020912-02	93.867	Vision Research	62,183
Health and Human Services, Department of	Direct		5 R21 EY021000-02	93.867	Vision Research	(469)
Health and Human Services, Department of	Direct		5 R21 EY022172-02	93.867	Vision Research	149,238
Health and Human Services, Department of	Direct		5-R00-EY-018863-05	93.867	Vision Research	59,193
Health and Human Services, Department of	Direct		R00 EY021503-03	93.867	Vision Research	265,708
Health and Human Services, Department of	Direct		T32 EY013934	93.867	Vision Research	187,628
Health and Human Services, Department of	Pass-Through	IUPUI (Indiana University Purdue University Indianapolis)	IN4684824UM / PO#1447809	93.867	Vision Research	73,688
Health and Human Services, Department of	Pass-Through	Northwestern University	SP0013157-PROJ0003518	93.867	Vision Research	61,000
Health and Human Services, Department of	Pass-Through	University of Florida, The	UF12316 / 00098337	93.867	Vision Research	12,276
Health and Human Services, Department of	Pass-Through	University of Washington	747686	93.867	Vision Research	94,083
Health and Human Services, Department of	Pass-Through	Washington University	WU-13-263, PO#2917402W	93.867	Vision Research	9,676
Health and Human Services, Department of	Pass-Through	Yale University	M13A11713 (A08468)	93.867	Vision Research	30,560
						<u>\$ 11,315,862</u>
Health and Human Services, Department of	Direct		5 G13 LM010186-03	93.879	Medical Library Assistance	\$ 13,268
Health and Human Services, Department of	Direct		5 G13 LM010187-02	93.879	Medical Library Assistance	(121)
Health and Human Services, Department of	Direct		5 G13 LM010912-02	93.879	Medical Library Assistance	25,967
Health and Human Services, Department of	Direct		5 R01 LM009812-04	93.879	Medical Library Assistance	499,307
Health and Human Services, Department of	Direct		5 R21 LM010954-02	93.879	Medical Library Assistance	105,946
Health and Human Services, Department of	Direct		5 R21 LM011026-02	93.879	Medical Library Assistance	131,655
						<u>\$ 776,022</u>
Health and Human Services, Department of	Pass-Through	Ingham, County of	Agreement of 10/1/02	93.919	Cooperative Agreements for State-Based Comprehensive Breast and Cervical Cancer Early Detection Programs	\$ 5,669
Health and Human Services, Department of	Pass-Through	University of Miami, Florida, The	66894T; PO M178032	93.941	HIV Demonstration, Research, Public and Professional Education Projects	\$ 32,489
Health and Human Services, Department of	Direct		1 R01 TW009670-01	93.989	International Research and Research Training	\$ 270,387
Health and Human Services, Department of	Direct		5 D43 TW005818-10	93.989	International Research and Research Training	(50)
Health and Human Services, Department of	Direct		5 D43 TW009310-03	93.989	International Research and Research Training	148,212
Health and Human Services, Department of	Direct		5 D43 TW009315-03	93.989	International Research and Research Training	272,770
Health and Human Services, Department of	Direct		5 D43 TW009353-02	93.989	International Research and Research Training	229,884
Health and Human Services, Department of	Direct		5 K01 TW008763-04	93.989	International Research and Research Training	164,766
Health and Human Services, Department of	Direct		5 R24TW0095650 2	93.989	International Research and Research Training	22,935
Health and Human Services, Department of	Direct		5 U01 TW007404-09	93.989	International Research and Research Training	784,938
Health and Human Services, Department of	Pass-Through	Kwame Nkrumah University of Science and Technology (KNUST)	819CHS051101/1R24TW00889904	93.989	International Research and Research Training	39,151
Health and Human Services, Department of	Pass-Through	University of Maryland, The	CA 13-16- 07-5-29025	93.989	International Research and Research Training	34,145
Health and Human Services, Department of	Pass-Through	University of Washington	742864	93.989	International Research and Research Training	(2,531)
Health and Human Services, Department of	Pass-Through	University of Washington	750574	93.989	International Research and Research Training	170,029
						<u>\$ 2,134,636</u>
Health and Human Services, Department of	Pass-Through	Kwame Nkrumah University of Science and Technology (KNUST)	819OGR071101	93.999	Test for Suppression Effects of Advanced Energy	\$ 20,727
Health and Human Services, Department of	Pass-Through	University of Colorado	Project No. 2-5-27544	93.999	Test for Suppression Effects of Advanced Energy	46,827
						<u>\$ 67,554</u>
					Total Health and Human Services, Department of	<u>\$ 500,150,224</u>
Corporation for National and Community Service	Pass-Through	National College Advising Corps	Memo dtd 8/15/12	94.003	State Commissions	\$ (1,672)
Corporation for National and Community Service	Pass-Through	Catholic Social Services	service agreement as of 1/1/13	94.019	Social Innovation Fund	\$ 3,389
			Total Corporation for National and Community Service			<u>\$ 1,717</u>
Social Security Administration	Direct		2 RRC08098401-06-00	96.007	Social Security_Research and Demonstration	\$ 499,548
Social Security Administration	Direct		5 RRC08098401-05-00	96.007	Social Security_Research and Demonstration	1,879,884
			Total Social Security Administration			<u>\$ 2,379,432</u>



**The University of Michigan**  
**Schedule of Expenditures of Federal Awards**  
**For the Year Ended June 30, 2014**

Cluster Title/Federal Grantor/Program	Type	Pass-Through Grantor	Award Identifier	CFDA Number	CFDA Program Title	Federal Expenditures
Homeland Security, Department of	Direct		D08PC75388	97.N/A		\$ 155,744
Homeland Security, Department of	Direct		HSHQDC-13-C-B0015	97.N/A		180,403
Homeland Security, Department of	Direct		IPA Karir- STIPA1300092	97.N/A		118,950
Homeland Security, Department of	Pass-Through	National Strategic Research Institute	HSHQDC-13-C-B0036/001	97.N/A		41,764
Homeland Security, Department of	Pass-Through	Radiation Monitoring Devices, Inc.	Subcontract No. C14-01	97.N/A		39,107
Homeland Security, Department of	Pass-Through	Radiation Monitoring Devices, Inc.	Subcontract No. C14-12	97.N/A		89,373
						<u>\$ 625,341</u>
Homeland Security, Department of	Direct		EMW-2010-FP-01713	97.044	Assistance to Firefighters Grant	<u>\$ 74,613</u>
Homeland Security, Department of	Pass-Through	Texas A & M University	570775	97.061	Centers for Homeland Security	<u>\$ 24,476</u>
					Homeland Security Research, Development, Testing, Evaluation, and Demonstration of Technologies	
Homeland Security, Department of	Direct		2009-DN-077-ARI032-04	97.077	Related to Nuclear Threat Detection	\$ 115,384
					Homeland Security Research, Development, Testing, Evaluation, and Demonstration of Technologies	
Homeland Security, Department of	Direct		2010-DN-077-ARI039-05	97.077	Related to Nuclear Threat Detection	634,553
						<u>\$ 749,937</u>
		Total Homeland Security, Department of				<u>\$ 1,474,367</u>
United States Agency for International Development	Pass-Through	American Research Center in Egypt	Contract dtd 2/14/13	98.N/A		\$ 10,511
United States Agency for International Development	Pass-Through	Engility Corporation	CCRDACD0007	98.N/A		34,673
United States Agency for International Development	Pass-Through	Oregon State University	RD011G-B	98.N/A		217,502
United States Agency for International Development	Pass-Through	Research Triangle Institute	2-330-0212934	98.N/A		136,443
United States Agency for International Development	Pass-Through	Vanderbilt University	Profession Services Agreement	98.N/A		36,714
						<u>\$ 435,843</u>
United States Agency for International Development	Direct		AID-OAA-G-12-00009	98.001	USAID Foreign Assistance for Programs Overseas	\$ 94,634
United States Agency for International Development	Pass-Through	Africare-Liberia	AID-OAA-A-10-00034	98.001	USAID Foreign Assistance for Programs Overseas	70,973
United States Agency for International Development	Pass-Through	Innovations for Poverty Action (IPA)	AID-OAA-F-13-00032	98.001	USAID Foreign Assistance for Programs Overseas	64,696
United States Agency for International Development	Pass-Through	University of California - Berkeley	AID-OAAA-A-13-00002 00008195	98.001	USAID Foreign Assistance for Programs Overseas	121,811
United States Agency for International Development	Pass-Through	University of Wisconsin	164K894	98.001	USAID Foreign Assistance for Programs Overseas	154,264
						<u>\$ 506,378</u>
		Total United States Agency for International Development				<u>\$ 942,221</u>
Consumer Financial Protection Bureau	Direct		TFSACFP14IPA0001	99.N/A		\$ 9,984
Director of National Intelligence, Office of the	Pass-Through	Columbia University	1 (Acct. #5-21194)	99.N/A		(1,900)
Director of National Intelligence, Office of the	Pass-Through	Columbia University	1 (GG005955-05)	99.N/A		82,850
Director of National Intelligence, Office of the	Pass-Through	Columbia University	1 (GG005955-08)	99.N/A		109,095
Director of National Intelligence, Office of the	Pass-Through	SRI International	69-000541, Release 1	99.N/A		162,138
		Total Director of National Intelligence, Office of the				<u>\$ 352,183</u>
						<u>\$ 812,639,347</u>
<b>NON-CLUSTER</b>						
Agriculture, Department of	Pass-Through	Kansas State University	S13008	10.500	Cooperative Extension Service	\$ 60,723
Defense, Department of	Direct		N00014-14-1-0077	12.400	Military Construction, National Guard	<u>\$ 54,036</u>
Housing and Urban Development, Department of	Pass-Through	Washtenaw, County of	contract	14.231	Emergency Solutions Grant Program	<u>\$ 9,039</u>
					Fish, Wildlife and Plant Conservation Resource Management	
Interior, Department of the	Direct		L13AC00158	15.231	Management	<u>\$ 18,832</u>
Energy, Department of	Pass-Through	Michigan, State of, Strategic Fund	MEO-13-016	81.041	State Energy Program	<u>\$ 5,887</u>
Education, Department of	Pass-Through	Michigan, State of, Education, Department of	120290-4508	84.367	Improving Teacher Quality State Grants	\$ 55,336
Education, Department of	Pass-Through	Michigan, State of, Education, Department of	130290-006	84.367	Improving Teacher Quality State Grants	119,277
Education, Department of	Pass-Through	National Writing Project	00-M103-SEED2012	84.367	Improving Teacher Quality State Grants	15,678
		Total Education, Department of				<u>\$ 190,291</u>
Health and Human Services, Department of	Direct		5 R01 EB004527-08	93.268	Immunization Cooperative Agreements	\$ 69,807
Health and Human Services, Department of	Pass-Through	Michigan, State of, Community Health, Department of	20131514	93.268	Immunization Cooperative Agreements	13,615
						<u>\$ 83,422</u>
Health and Human Services, Department of	Pass-Through	Michigan, State of, Human Services, Department of	ADMIN-12-99002	93.667	Social Services Block Grant	<u>\$ 94,905</u>
Health and Human Services, Department of	Pass-Through	Michigan, State of, Community Health, Department of	2013104	93.889	National Bioterrorism Hospital Preparedness Program	<u>\$ 73,342</u>
Health and Human Services, Department of	Direct		6 H76HA00182-17-02	93.918	Grants to Provide Outpatient Early Intervention Services with Respect to HIV Disease	<u>\$ 596,755</u>
Health and Human Services, Department of	Pass-Through	Michigan, State of, Community Health, Department of	20131608	93.994	Maternal and Child Health Services Block Grant to the States	\$ 6,148
Health and Human Services, Department of	Pass-Through	Michigan, State of, Community Health, Department of	20141089	93.994	Maternal and Child Health Services Block Grant to the States	65,796

The University of Michigan  
Schedule of Expenditures of Federal Awards  
For the Year Ended June 30, 2014

Cluster Title/Federal Grantor/Program	Type	Pass-Through Grantor	Award Identifier	CFDA Number	CFDA Program Title	Federal Expenditures
Health and Human Services, Department of	Pass-Through	Michigan, State of, Community Health, Department of	20141418-00	93.994	Maternal and Child Health Services Block Grant to the States	9,792
						\$ 81,736
						\$ 930,160
						Total Health and Human Services, Department of
Corporation for National and Community Service	Pass-Through	Jump Start for Young Children, Inc	120200	94.006	AmeriCorps	\$ 10,557
Corporation for National and Community Service	Pass-Through	Public Allies	OP022-94.006-14-PADT	94.006	AmeriCorps	375,936
Total Corporation for National and Community Service						\$ 386,493
Total non-cluster						\$ 1,655,461
Total federal expenditures						\$ 892,743,588

# University of Michigan

## Notes to Schedule of Expenditures of Federal Awards

---

### 1. Summary of Significant Accounting Policies

The accompanying Schedule of Expenditures of Federal Awards (the “SEFA”) includes all federal grant transactions of the University of Michigan (the “University”) recorded on the accrual basis of accounting. The information in the SEFA is presented in accordance with the requirements of OMB Circular A-133, *Audits of States, Local Governments, and Non-Profit Organizations*. Therefore, some amounts presented in the SEFA may differ from amounts presented in, or used in the presentation of, the consolidated financial statements. Negative amounts presented in the SEFA represent adjustments, in the normal course of business, to expenditures reported in prior years. Complete CFDA numbers and pass-through numbers are provided on the SEFA when available.

### 2. Indirect Costs

The University’s cognizant agency (the Department of Health and Human Services) has approved predetermined, indirect cost rates for the University’s organized research, instruction, and other sponsored activities through June 30, 2016, as follows:

	<u>July 1, 2013 – June 30, 2014</u>	<u>July 1, 2014 – June 30, 2015</u>	<u>July 1, 2015 – June 30, 2016</u>
On-campus research	55.5%	55.5%	55%
Off-campus research	26%	26%	26%
On-campus instruction	54%	54%	54%
Other sponsored activities	30%	29%	29%

### 3. Subrecipient Awards

During 2014, the University disbursed \$77,395,856 to subrecipients. Of that amount, \$77,021,786 is related to research and development cluster awards and \$374,070 is related to Medicaid cluster awards as detailed below.

<u>CFDA Number</u>	<u>CFDA Program</u>	<u>Amount</u>
Research and Development Cluster:		
47.082	ARRA-Trans-NSF Recovery Act Research Support	\$ 148,045
81.049	ARRA-Office of Science Financial Assistance Program	142,914
93.701	ARRA-Trans-NIH Recovery Act Research Support	124,459
93.715	ARRA-Recovery Act Comparative Effectiveness Research – AHRQ	60,560
45.312	National Leadership Grants	5,925
10.310	Agriculture and Food Research Initiative (AFRI)	813,753
11.419	Coastal Zone Management Administration Awards	67,783
11.431	Climate and Atmospheric Research	310,308
11.432	National Oceanic and Atmospheric Administration (NOAA) Cooperative Institutes	159,174
12.N/A		8,323,866

# The University of Michigan

## Notes to Schedule of Expenditures of Federal Awards

---

### 3. Subrecipient Awards (continued)

<u>CFDA Number</u>	<u>CFDA Program</u>	<u>Amount</u>
12.300	Basic and Applied Scientific Research	613,395
12.351	Basic Scientific Research – Combating Weapons of Mass Destruction	325,256
12.360	Research on Chemical and Biological Defense	508,503
12.420	Military Medical Research and Development	55,676
12.431	Basic Scientific Research	1,566,691
12.800	Air Force Defense Research Sciences Program	2,244,512
12.910	Research and Technology Development	2,449,192
15.660	Endangered Species – Candidate Conservation Action Funds	4,940
15.808	U.S. Geological Survey_ Research and Data Collection	73,969
16.N/A		204,281
16.524	Legal Assistance for Victims	4,000
16.544	Youth Gang Prevention	16,327
16.734	Special Data Collections and Statistical Studies	6,803
20.N/A		1,955,081
43.N/A		844,031
43.001	Science	547,257
43.002	Aeronautics	409,846
47.041	Engineering Grants	392,079
47.049	Mathematical and Physical Sciences	1,151,342
47.050	Geosciences	213,425
47.070	Computer and Information Science and Engineering	148,310
47.074	Biological Sciences	346,167
47.075	Social, Behavioral, and Economic Sciences	422,730
47.076	Education and Human Resources	1,182,502
47.078	Polar Programs	4,315
47.079	Office of International and Integrative Activities	66,665
47.080	Office of Cyberinfrastructure	598,901
66.N/A		92,500
66.509	Science To Achieve Results (STAR) Research Program	252,139
81.N/A		787,562
81.049	Office of Science Financial Assistance Program	2,251,456
81.087	Renewable Energy Research and Development	1,142,659
81.112	Stewardship Science Grant Program	3,735
81.113	Defense Nuclear Nonproliferation Research	130,000
81.117	Energy Efficiency and Renewable Energy Information Dissemination, Outreach, Training and Technical Analysis/Assistance	86,761
81.121	Nuclear Energy Research, Development and Demonstration	17,131
81.124	Predictive Science Academic Alliance Program	172,514
81.135	Advanced Research Projects Agency - Energy	111,723
84.116	Fund for the Improvement of Postsecondary Education	7,013

**The University of Michigan**  
**Notes to Schedule of Expenditures of Federal Awards**

---

**3. Subrecipient Awards (continued)**

<b><u>CFDA Number</u></b>	<b><u>CFDA Program</u></b>	<b><u>Amount</u></b>
84.133	National Institute on Disability and Rehabilitation Research	11,663
84.305	Education Research, Development and Dissemination	1,475,109
84.324	Research in Special Education	5,785
93.N/A		1,427,715
93.068	Chronic Diseases: Research, Control, and Prevention	270,578
93.103	Food and Drug Administration_Research	48,582
93.113	Environmental Health	588,270
93.121	Oral Diseases and Disorders Research	1,343,546
93.127	Emergency Medical Services for Children	282,666
93.134	Grants to Increase Organ Donations	2,258,187
93.135	Centers for Research and Demonstration for Health Promotion and Disease Prevention	95,221
93.172	Human Genome Research	227,758
93.173	Research Related to Deafness and Communication Disorders	347,222
93.185	Immunization Research, Demonstration, Public Information and Education_Training and Clinical Skills Improvement Projects	257,619
93.213	Research and Training in Complementary and Alternative Medicine	78,827
93.226	Research on Healthcare Costs, Quality and Outcomes	519,871
93.233	National Center on Sleep Disorders Research	40,460
93.242	Mental Health Research Grants	288,301
93.262	Occupational Safety and Health Program	25,470
93.273	Alcohol Research Programs	110,877
93.279	Drug Abuse and Addiction Research Programs	477,294
93.283	Centers for Disease Control and Prevention_Investigations and Technical Assistance	20,036
93.286	Discovery and Applied Research for Technological Innovations to Improve Human Health	516,484
93.307	Minority Health and Health Disparities Research	372,150
93.310	Trans-NIH Research Support	812,504
93.350	National Center for Advancing Translational Sciences	2,362
93.361	Nursing Research	738,823
93.393	Cancer Cause and Prevention Research	2,115,835
93.394	Cancer Detection and Diagnosis Research	2,423,228
93.395	Cancer Treatment Research	2,279,507
93.396	Cancer Biology Research	62,388
93.397	Cancer Centers Support Grants	191,660
93.399	Cancer Control	685,444
93.515	Affordable Care Act (ACA) Nurse-Managed Health Clinics	280,639
93.652	Adoption Opportunities	876,509

**The University of Michigan**  
**Notes to Schedule of Expenditures of Federal Awards**

---

**3. Subrecipient Awards (continued)**

<u>CFDA Number</u>	<u>CFDA Program</u>	<u>Amount</u>
93.701	Trans-NIH Recovery Act Research Support	209,814
93.837	Cardiovascular Diseases Research	1,488,814
93.838	Lung Diseases Research	1,135,290
93.839	Blood Diseases and Resources Research	1,637,058
93.846	Arthritis, Musculoskeletal and Skin Diseases Research	1,160,180
93.847	Diabetes, Digestive, and Kidney Diseases Extramural Research	3,027,985
93.848	Digestive Diseases and Nutrition Research	109,020
93.849	Kidney Diseases, Urology and Hematology Research	203,559
93.853	Extramural Research Programs in the Neurosciences and Neurological Disorders	1,768,662
93.855	Allergy, Immunology and Transplantation Research	837,861
93.859	Biomedical Research and Research Training	4,786,404
93.865	Child Health and Human Development Extramural Research	2,131,484
93.866	Aging Research	3,569,224
93.867	Vision Research	400,885
93.879	Medical Library Assistance	24,567
93.989	International Research and Research Training	830,510
97.N/A		69,988
97.077	Homeland Security Research, Development, Testing, Evaluation, and Demonstration of Technologies Related to Nuclear Threat Detection	158,485
98.N/A		104,310
98.001	USAID Foreign Assistance for Programs Overseas	240,920
	Total research and development cluster	<u>77,021,786</u>
Medicaid Cluster:		
93.778	Medical Assistance Program	374,070
	Total Medicaid cluster	<u>374,070</u>
	Total subrecipient disbursements	<u>\$ 77,395,856</u>

# The University of Michigan

## Notes to Schedule of Expenditures of Federal Awards

---

### 4. Federal Direct Loan Program

Under the William D. Ford Federal Direct Loan Program, students and parents borrow funds directly from the federal government; the University is responsible for verifying student eligibility, electronically transmitting the loan records to the federal processor and distributing the loan funds directly to the student account or parent borrower. During the fiscal year ended June 30, 2014, the University's students and parents received the following amount of new loans under this program.

	<b><u>CFDA Number</u></b>	<b><u>Loans issued</u></b>
Direct Student Loans:		
Undergraduate subsidized	84.268	\$ 64,546,170
Undergraduate unsubsidized	84.268	181,172,958
Graduate	84.268	24,670,545
Direct Parent Loans for Undergraduate Students	84.268	57,208,114
		<u>\$ 327,597,787</u>

### 5. University-Administered Federal Loan Programs

The University administers the following federal loan programs:

	<b><u>CFDA Number</u></b>	<b><u>Outstanding balance at June 30, 2014</u></b>
Department of Education, Federal Perkins Program	84.038	<u>\$ 66,245,793</u>
Department of Health and Human Services:		
Health Professions Loan Program – Medicine/Primary Care	93.342	2,467,344
Health Professions Loan Program – Pharmacy	93.342	1,309,498
Health Professions Loan Program – Dentistry	93.342	7,614,444
		<u>11,391,286</u>
Disadvantaged Student Loan Program - Medicine/Primary Care	93.925	3,086,797
Disadvantaged Student Loan Program - Pharmacy	93.925	48,175
Disadvantaged Student Loan Program - Dentistry	93.925	178,256
		<u>3,313,228</u>
Nursing Student Loan - Baccalaureate	93.364	1,771,875
Nursing Student Loan - Graduate	93.364	240,790
		<u>2,012,665</u>
Nursing Faculty Loan Program	93.264	<u>2,515,358</u>
Total federal loans outstanding		<u>\$ 85,478,330</u>

# The University of Michigan

## Notes to Schedule of Expenditures of Federal Awards

---

### 5. University-Administered Federal Loan Programs (continued)

The total of new loans issued during the fiscal year ended June 30, 2014 is identified below.

	<b><u>CFDA Number</u></b>	<b><u>Loans issued</u></b>
Department of Education, Federal Perkins Program	84.038	<u>\$ 10,186,137</u>
Department of Health and Human Services:		
Health Professions Loan Program – Medical/Primary Care		97,589
Health Professions Loan Program – Pharmacy	93.342	180,000
Health Professions Loan Program – Dentistry	93.342	<u>1,361,286</u>
		<u>1,638,875</u>
Disadvantaged Student Loan Program - Medicine/Primary Care	93.925	<u>720,111</u>
		<u>720,111</u>
Nursing Student Loan - Baccalaureate	93.364	257,044
Nursing Student Loan - Graduate	93.364	<u>59,752</u>
		<u>316,796</u>
Nursing Faculty Loan Program	93.264	<u>538,778</u>
Total federal loans issued July 1, 2013 – June 30, 2014		<u><u>\$ 13,400,697</u></u>

Loan cancellations for the fiscal year ended June 30, 2014 totaled \$558,927 for the Federal Perkins Program and \$53,878 for the Nursing Faculty Loan program.

The University recovered an administrative cost allowance from the Perkins Loan Program of \$659,862 for the fiscal year ended June 30, 2014.





**Independent Auditor's Report on Internal Control Over Financial Reporting and on  
Compliance and Other Matters Based on an Audit of Financial Statements Performed in  
Accordance with *Government Auditing Standards***

The Regents of the University of Michigan

We have audited, in accordance with auditing standards generally accepted in the United States of America and the standards applicable to financial audits contained in *Government Auditing Standards* issued by the Comptroller General of the United States, the financial statements of the University of Michigan (the "University"), which comprise the statement of net position as of June 30, 2014 and the related statements of revenues, expenses and changes in net position and cash flows for the year then ended, and the related notes to the financial statements, which collectively comprise the University's financial statements, and have issued our report thereon dated September 18, 2014.

**Internal Control Over Financial Reporting**

In planning and performing our audit of the financial statements, we considered the University's internal control over financial reporting ("internal control") to determine the audit procedures that are appropriate in the circumstances for the purpose of expressing our opinion on the financial statements, but not for the purpose of expressing an opinion on the effectiveness of the University's internal control. Accordingly, we do not express an opinion on the effectiveness of the University's internal control.

A *deficiency in internal control* exists when the design or operation of a control does not allow management or employees, in the normal course of performing their assigned functions, to prevent, or detect and correct, misstatements on a timely basis. A *material weakness* is a deficiency, or a combination of deficiencies, in internal control such that there is a reasonable possibility that a material misstatement of the entity's financial statements will not be prevented, or detected and corrected on a timely basis. A *significant deficiency* is a deficiency, or a combination of deficiencies, in internal control that is less severe than a material weakness, yet important enough to merit attention by those charged with governance.



Our consideration of internal control was for the limited purpose described in the first paragraph of this section and was not designed to identify all deficiencies in internal control that might be material weaknesses or significant deficiencies. Given these limitations, during our audit we did not identify any deficiencies in internal control that we consider to be material weaknesses. However, material weaknesses may exist that have not been identified.

### **Compliance and Other Matters**

As part of obtaining reasonable assurance about whether the University's financial statements are free from material misstatement, we performed tests of its compliance with certain provisions of laws, regulations, contracts and grant agreements, noncompliance with which could have a direct and material effect on the determination of financial statement amounts. However, providing an opinion on compliance with those provisions was not an objective of our audit, and accordingly, we do not express such an opinion. The results of our tests disclosed no instances of noncompliance or other matters that are required to be reported under *Government Auditing Standards*.

### **Purpose of this Report**

The purpose of this report is solely to describe the scope of our testing of internal control and compliance and the results of that testing, and not to provide an opinion on the effectiveness of the entity's internal control or on compliance. This report is an integral part of an audit performed in accordance with *Government Auditing Standards* in considering the entity's internal control and compliance. Accordingly, this communication is not suitable for any other purpose.

*PricewaterhouseCoopers LLP*

September 18, 2014



**Independent Auditor's Report on Compliance with Requirements  
That Could Have a Direct and Material Effect on Each Major Program and on Internal  
Control Over Compliance in Accordance with OMB Circular A-133**

The Regents of the University of Michigan

**Report on Compliance for Each Major Federal Program**

We have audited the University of Michigan (the "University") compliance with the types of compliance requirements described in the *OMB Circular A-133 Compliance Supplement* that could have a direct and material effect on each of the University's major federal programs for the year ended June 30, 2014. The University's major federal programs are identified in the summary of auditor's results section of the accompanying schedule of findings and questioned costs.

**Management's Responsibility**

Management is responsible for compliance with the requirements of laws, regulations, contracts, and grants applicable to its federal programs.

**Auditor's Responsibility**

Our responsibility is to express an opinion on compliance for each of the University's major federal programs based on our audit of the types of compliance requirements referred to above. We conducted our audit of compliance in accordance with auditing standards generally accepted in the United States of America; the standards applicable to financial audits contained in *Government Auditing Standards*, issued by the Comptroller General of the United States; and OMB Circular A-133, *Audits of States, Local Governments, and Non-Profit Organizations*. Those standards and OMB Circular A-133 require that we plan and perform the audit to obtain reasonable assurance about whether noncompliance with the types of compliance requirements referred to above that could have a direct and material effect on a major federal program occurred. An audit includes examining, on a test basis, evidence about the University's compliance with those requirements and performing such other procedures as we considered necessary in the circumstances.

We believe that our audit provides a reasonable basis for our opinion on compliance for each major federal program. However, our audit does not provide a legal determination of the University's compliance.



### **Opinion on Each Major Federal Program**

In our opinion, the University complied, in all material respects, with the types of compliance requirements referred to above that could have a direct and material effect on each of its major federal programs for the year ended June 30, 2014.

### **Other Matters**

The results of our auditing procedures disclosed instances of noncompliance, which are required to be reported in accordance with OMB Circular A-133 and which are described in the accompanying schedule of findings and questioned costs as items 2014-001 through 2014-008. Our opinion on each major federal program is not modified with respect to these matters.

The University's response to the noncompliance findings identified in our audit is described in management's response and in the accompanying management's corrective action plan. The University's response was not subjected to the auditing procedures applied in the audit of compliance and, accordingly, we express no opinion on the response.

### **Report on Internal Control Over Compliance**

Management of the University is responsible for establishing and maintaining effective internal control over compliance with the types of compliance requirements referred to above. In planning and performing our audit of compliance, except as noted in the following paragraph, we considered the University's internal control over compliance with the types of requirements that could have a direct and material effect on each major federal program to determine the auditing procedures that are appropriate in the circumstances for the purpose of expressing an opinion on compliance for each major federal program and to test and report on internal control over compliance in accordance with OMB Circular A-133, but not for the purpose of expressing an opinion on the effectiveness of internal control over compliance. Accordingly, we do not express an opinion on the effectiveness of the University's internal control over compliance.

*A deficiency in internal control over compliance* exists when the design or operation of a control over compliance does not allow management or employees, in the normal course of performing their assigned functions, to prevent, or detect and correct, noncompliance with a type of compliance requirement of a federal program on a timely basis. *A material weakness in internal control over compliance* is a deficiency, or combination of deficiencies, in internal control over compliance, such that there is a reasonable possibility that material noncompliance with a type of compliance requirement of a federal program will not be prevented, or detected and corrected, on a timely basis. *A significant deficiency in internal control over compliance* is a deficiency, or a combination of deficiencies, in internal control over compliance with a type of compliance requirement of a federal program that is less severe than a material weakness in internal control over compliance, yet important enough to merit attention by those charged with governance.



Our consideration of internal control over compliance was for the limited purpose described in the first paragraph of this section and was not designed to identify all deficiencies in internal control over compliance that might be material weaknesses or significant deficiencies. We did not identify any deficiencies in internal control over compliance that we consider to be material weaknesses.

#### **Purpose of this Report**

The purpose of this report on internal control over compliance is solely to describe the scope of our testing of internal control over compliance and the results of that testing based on the requirements of OMB Circular A-133. Accordingly, this report is not suitable for any other purpose.

*PricewaterhouseCoopers LLP*

March 25, 2015

**The University of Michigan**  
**Schedule of Findings and Questioned Costs**  
**For the Year Ended June 30, 2014**

---

**Section I – Summary of Independent Accountant’s Results**

**Financial Statements**

Type of auditor’s report issued:

Unmodified

Internal control over financial reporting:

- Material weakness(es) identified? ☐ Yes ☒ No
- Significant deficiency(ies) identified not considered to be material weaknesses? ☐ Yes ☒ None reported
- Noncompliance material to financial statements noted? ☐ Yes ☒ No

**Federal Awards**

Internal control over major programs:

- Material weakness(es) identified? ☐ Yes ☒ No
- Significant deficiency(ies) identified not considered to be material weakness(es)? ☐ Yes ☒ None reported

Type of auditor’s report issued on compliance for major programs:

Unmodified

Any audit findings disclosed that are required to be reported in accordance with Section 510(a) of Circular A-133?

☒ Yes ☐ No

Identification of major programs:

CFDA Number(s)

Name of Federal Program or Cluster

Various

Research and Development Cluster

Various

Student Financial Aid Cluster

64.N/A

Veterans Affairs House Officers

93.702

ARRA – National Center for Research, Resources,

Recovery Act Construction Support

11.313

Trade Adjustment Assistance for Firms

93.243

Substance Abuse & Mental Health Services -  
Projects of Regional and National Significance

Dollar threshold used to distinguish between Type A and Type B programs:

\$3,919,293

Auditee qualified as low-risk auditee?

☒ Yes ☐ No

**Section II – Financial Statement Findings**

None.

**The University of Michigan**  
**Schedule of Findings and Questioned Costs**  
**For the Year Ended June 30, 2014**

---

**Section III – Federal Award Findings and Questioned Costs**

**Finding No. 2014-001 – Disbursements (Student Financial Aid Cluster)**

**Grantor(s):** Department of Education

**Award(s):** William D. Ford Federal Direct Loan Program, 84.268, awarded for academic year 2013-2014

**Criteria** – When Perkins Loan, Direct Loan, or TEACH funds are being credited to a student's account, except in the case of loan funds made as part of a post-withdrawal disbursement, the school must also notify the student or parent in writing of the following, as prescribed by the Code of Federal Regulations (34 CFR 668.165):

- anticipated date and amount of the disbursement,
- student (or parent's) right to cancel all or part of the loan or disbursement, and
- procedures for cancelling a loan and the time by which the student (or parent) must notify the school that he or she wishes to cancel the loan, grant or loan or grant disbursement.

**Condition** – For 1 of the 25 University of Michigan-Dearborn (“UM-Dearborn”) campus students selected for testing from the population of approximately 5,000 students who obtained federal loans and grants, there was no notification to the student or the student’s parents, as required, for this student’s Winter 2014 semester award of Direct Loans.

**Context** – The UM-Dearborn Office of Financial Aid and Scholarships (“OFAS”) runs a query to generate an Excel document showing all the disbursements made, and this query is usually run the day after scheduled disbursement. UM-Dearborn OFAS uses this Excel file and a Word disbursement letter template, which contains the required information, to generate notifications for the students using the “merge” function in Microsoft Excel and Word. Thus, the process is designed to send out all required information on a timely basis.

It was determined that when the query was run on the same day as the disbursement, the programming did not capture all students who received disbursements because the query parameters did not include a time parameter only a date parameter. This led to the selected student being left out of the list of students to receive the Right to Cancel notification. The related aid amount for this student was \$6,184 in Direct Loans. Over the academic year, there were 123 disbursements for 89 students who did not receive the required Right to Cancel notification. The total loan amount for these students was \$358,507.

## **The University of Michigan**

### **Schedule of Findings and Questioned Costs**

#### **For the Year Ended June 30, 2014**

---

**Effect** – One student in our sample did not receive the required letter containing information regarding:

- anticipated date and amount of the disbursement,
- student (or parent's) right to cancel all or part of the loan or disbursement, and
- procedures for cancelling a loan and the time by which the student (or parent) must notify the school that he or she wishes to cancel the loan, grant or loan or grant disbursement.

**Cause** – Given how the date-based query parameters were set, sufficient time did not elapse between the disbursement run and the query to ensure that the query results were complete. The program was not set up to pick up disbursements on the same day that letters were generated.

**Recommendation** – The University should ensure that its aid disbursement query is designed to capture a complete list of students that received disbursements regardless of the timing of the query. The UM-Dearborn OFAS should confirm that the query includes a complete list of students that received disbursement and that the required notifications have been sent

**View of Responsible Officials** – The University concurs with the auditor's finding and recommendation. UM-Dearborn OFAS will take actions to ensure that a Right to Cancel Notification is sent to all students or parents on a timely basis. Query parameters used to identify students that require a Right to Cancel Notification will be modified to include the time, in addition to the date, the query is run to ensure a disbursement cannot be missed.

#### **Finding No. 2014-002 – Return of Title IV Funds (Student Financial Aid Cluster)**

**Grantor(s):** Department of Education

**Award(s):** William D. Ford Federal Direct Loan Program, 84.268, awarded for academic year 2013-2014; The Federal Pell Grant Program, 84.063, awarded for academic year 2013-2014

**Criteria** – When a recipient of Title IV grant or loan assistance does not begin attendance or withdraws from an institution during a payment period or period of enrollment, disbursed Title IV grant and loan funds are to be returned in accordance with the calculation and timeline prescribed by the Code of Federal Regulations (34 CFR 682.607). The school must return the lesser of – the amount of Title IV funds that the student does not earn; or the amount of institutional charges that the student incurred for the payment period or period of enrollment multiplied by the percentage of the funds not earned.

**Condition** – For 2 of the 40 UM-Dearborn students selected for testing from a list of the 350 UM-Dearborn students who withdrew during the 2013-14 year, an inaccurate amount of Title IV aid was returned to the Department of Education. In addition, for the 1 Law School student withdrawal during the 2013-14 year, testing determined an inaccurate amount of Title IV aid was returned to the Department of Education.



## **The University of Michigan**

### **Schedule of Findings and Questioned Costs**

#### **For the Year Ended June 30, 2014**

---

**Context** – The UM-Dearborn OFAS’s process to determine Return of Title IV funds consists of identifying student withdrawals on a timely basis and then completing a Return of Title IV Funds Calculation Worksheet within the Federal Student Aid website to determine the amount of aid to return. Emails are sent to all professors that the student had classes with during the corresponding semester to determine the last date of attendance. Once a reply is received from a professor, the email reply is scanned into the ImageNow system, and the date confirmed is recorded in an Access database. Personnel performing the Return of Title IV funds calculation use the dates from the Access database to determine the last date of attendance (official withdrawal date). During our testing, we noted that the amount calculated and returned for the two UM-Dearborn students was overstated because an incorrect last date of attendance was used in the worksheet.

- Based on imaged emails from professors, the last date of attendance for UM-Dearborn student #1 was November 20, 2013 not the November 4, 2013 date that was input in the Access database and used in the worksheet. Thus, amount of Title IV funds returned by the University to the Program was overstated by \$2,251.
- Based on imaged emails from professors, the last date of attendance for UM-Dearborn student #2 was January 29, 2014 not the January 27, 2014 date that was used. Thus, the amount of Title IV funds returned by the University to the Department of Education was overstated by \$156. The information in the Access database was input correctly, however, when the Return of Title IV funds calculation was performed, the personnel performing the calculation typed in the wrong date.

The one Law student withdrawal had errors in various parts of the return calculation including the total number of days of attendance, date of withdrawal, and the amount of awards used. Additionally, in adjusting the student’s account, an incorrect order of return of funds was applied so that the Plus loan was returned first and the remaining amount was returned from the unsubsidized loan. The required order per the SFA Handbook (5-94) is the opposite. As a result of these differences, the total amount per the University’s calculation differed by \$963 while the total cash adjustment on the student’s account differed by \$434.

**Effect** – The Department of Education received an inappropriate amount of Title IV funds.

**Cause** – For UM-Dearborn, the manual nature of the date of attendance inputs led to inaccurate dates being used in the Title IV return of funds calculation. At the Law School, there was no supervisory review control in place to detect the various errors in the return calculation.

## **The University of Michigan**

### **Schedule of Findings and Questioned Costs**

#### **For the Year Ended June 30, 2014**

---

**Recommendation** – The University should review their existing procedures to enhance the controls around the process for inputting and reviewing the last date of attendance for official withdrawals. Management should consider expanding its second-level review of the calculation at UM-Dearborn and add a second-level review over the calculation process at the Law School in order to ensure that the amount of Title IV funds to be returned are accurately calculated in accordance with 34 CFR 682.607.

**View of Responsible Officials** – The University concurs with the auditor's finding and recommendation. UM-Dearborn OFAS will expand its second-level review for its Return of Title IV calculations. For one of the students identified, UM-Dearborn OFAS believes the withdrawal date used was correct but that the email to support the date used was not properly imaged and retained. Accordingly, UM-Dearborn OFAS will also no longer delete emails from the system which controls all correspondence for the return to title IV calculations. In addition, all email copies kept in the University's imaging system will not be condensed. This will allow the entire trail of messages to be available and allow for a backup by not removing sent/received email responses.

At the time the Return of Title IV calculation for the Law School was conducted, the Law School financial aid director had recently departed, and that position had previously performed the second-level review of the calculation. At this time, the Law School financial aid director position has been filled and, this position will provide the second-level review of the calculations. The University will also leverage other campus aid directors to assist with the second-level review in the event the Law School financial aid director is not available.

#### **Finding No. 2014-003 – Federal Work Study – Off-campus Employer Agreements**

**Grantor(s):** Department of Education

**Award(s):** Federal Work-Study Program, 84.033, awarded for academic year 2013-2014

**Criteria** – Federal Work Study ("FWS") students may be employed by the institution, a Federal, State, or local agency, a private not-for-profit organization, or a private for-profit organization but the employment must not (1) impair existing service contracts; (2) displace employees; (3) fill jobs that are vacant because the employer's regular employees are on strike; or (4) involve the construction, operation, or maintenance of any part of a facility used or to be used for religious worship or sectarian instruction. The institution must enter into a written agreement with any agency or organization providing employment under the FWS program (34 CFR sections 675.20 through 675.23).

**Condition** – There are no agreements in place with off-campus agencies providing employment to any of the 32 Law students earning FWS funds during the 2013-2014 academic year. During the current year FWS disbursements at the Law School totalled approximately \$125,000.

## **The University of Michigan**

### **Schedule of Findings and Questioned Costs**

#### **For the Year Ended June 30, 2014**

---

**Context** – Students receiving FWS awards from the Law School are responsible for coordinating their own job placement at an off-campus non-profit agency of their choice and notifying the school when they have secured the position. The Law School itself does not communicate directly with the students’ employers and no agreements are established with any of these employers. In order to receive their FWS payroll payments, the student emails the Law School Financial Aid office with their hours worked for each pay period and copies their immediate supervisor at the place of employment on their email as evidence of approval. If no objection is made by the supervisor, the reported number of hours is submitted by the Financial Aid office.

**Effect** – The compliance requirement for having written agreements in place with organizations providing employment under the FWS program is not satisfied.

**Cause** – The process at the Law School is not designed to require written agreements from employers prior to allowing FWS being used for funding those positions.

**Recommendation** – The University should revise their existing process to require that the Law School Financial Aid office coordinate written agreements with all agencies or organizations hiring students via the Federal Work Study program.

**View of Responsible Officials** – The University concurs with the auditor’s finding and recommendation. Students receiving FWS awards from the Law School are responsible for coordinating their own job placement at an off-campus non-profit agency of their choice and notifying the school when they have secured the position as part of its Student Funded Fellowship (“SFF”) program. The University hires the students, the student completes and submits an I-9 to the University, the student records his or her time into the university’s timekeeping system, and a University employee approves their time that is spent working at an on-campus agency. The student is then paid via University payroll. Given the ambiguity of “employ” in the federal regulations and the nature of the relationship between the University and the student, we believe that the lack of an agreement does not violate the regulations which state that an institution of higher education must enter into an agreement if it wishes to have its students employed by an outside agency. That being said, we recognize that the Department of Education’s Information for Financial Aid Professionals guidelines state that an institution should enter into an agreement with a third party even if the institution is considered the employer. We will enter into an agreement with these third-party employers in the future. We will work with the University’s General Counsel to create an agreement to be used by the Law School and outside employers in our SFF program for Summer 2015.

**The University of Michigan**  
**Schedule of Findings and Questioned Costs**  
**For the Year Ended June 30, 2014**

---

**Finding No. 2014-004 – TEACH Eligibility**

**Grantor(s):** Department of Education

**Award(s):** Teacher Education Assistance for College and Higher Education Grants (TEACH Grants), 84.379, awarded for academic year 2013-2014

**Criteria** – Students must adhere to an academic standard: they must have a grade point average of at least 3.25 on a 4.0 scale, or the numeric equivalent, or must have scored above the 75<sup>th</sup> percentile on at least one of the batteries on a nationally-normed standardized undergraduate, post-baccalaureate, or graduate school admissions test. An undergraduate student uses, for the first year, her final high school GPA or the GPA for all the classes she has taken at college through the most recently completed payment period; after the first year, she uses the latter GPA. If a student transfers from one institution to the current institution and does not qualify under 34 CFR 686.11(a)(1)(v)(E) (student scored above the 75<sup>th</sup> percentile) the current institution must determine that student's eligibility for a TEACH Grant for the first payment period using either the method described in paragraph (c)(1) of 34 CFR 686.11 or the method described in paragraph (c)(2) of 34 CFR 686.11, whichever method coincides with the current institution's academic policy.

When TEACH Grant eligibility is determined for transfer students to calculate their GPA, UM-Dearborn for at least the first payment period, includes grades for courses accepted for transfer into the TEACH Grant-eligible program. For subsequent payment periods, the school's academic policy regarding the calculation of the GPA (which excludes grades from courses that transfer) is followed in accordance with 34 CFR 686.11 (c)(1).

**Condition** – For 1 of the 2 students selected for testing from the population of 7 students who obtained TEACH Grants during the 2013-14 school year at the UM-Dearborn campus, a Winter TEACH disbursement was made despite the Fall semester GPA being below the required 3.25 minimum.

**Context** – The selected student was a senior at UM-Dearborn who transferred in from University of Michigan-Flint for Fall 2013. Note that this student did not place in the 75<sup>th</sup> percentile or above on the attempted admissions exam (score of 20 on ACT) and therefore must maintain a GPA of 3.25 to be eligible for TEACH disbursements. Appropriately, the Fall 2013 review of the student's application deemed the student to be eligible for the TEACH Grant based on a 3.31 GPA from transferred credits. The student's GPA for Fall 2013, however, was 3.05, which resulted in a cumulative GPA of 3.26. While the cumulative GPA is above the minimum, UM-Dearborn's academic policy is to calculate a student's GPA using UM-Dearborn-only courses. Thus, using a GPA of 3.05, the student should have become ineligible for a TEACH Grant for Winter 2014. However, an award of \$1,982 was made and disbursed on January 2, 2014 which was prior to the Fall 2013 GPA being finalized on January 6, 2014 and, therefore, UM-Dearborn relied on the transfer GPA of 3.31 as the latest available GPA.

## **The University of Michigan**

### **Schedule of Findings and Questioned Costs**

#### **For the Year Ended June 30, 2014**

---

**Effect** – One student’s TEACH Grant was not revised for Winter 2014 as it should have been, allowing \$1,982 to be disbursed in the form of a TEACH to an ineligible student.

**Cause** – University policy was not adhered to in determining the eligibility based on UM-Dearborn-only GPA.

**Recommendation** – The eligibility requirements for the TEACH Grant and the expected frequency and diligence for reviewing applications should be clarified and re-emphasized to the relevant staff. Additionally, given the manual nature of the process of awarding the TEACH Grant, there is room for overlooking certain details for eligibility determinations. The Financial Aid office should consider implementing a policy to ensure that prior to each disbursement, the eligibility criteria are reviewed by at least two individuals.

**View of Responsible Officials** – The University concurs with the auditor's finding and recommendation. The UM-Dearborn OFAS planned actions include:

- Prevent all second semester disbursements by changing the status code to a “non-disbursing” status until the grades are verified
- Investigate also using UM-Dearborn’s Banner Student System to create a rule which would also prevent disbursement if the GPA does not meet federal requirements

#### **Finding No. 2014-005 – Perkins Overdue Letters**

**Grantor(s):** Department of Education

**Award(s):** Federal Perkins Loan Program, 84.038, awarded for academic year 2013-2014

**Criteria** – In accordance with 34 CFR 674.43(b), if a payment is overdue and the University has not received a request for forbearance, deferment, or cancellation, you must send the borrower:

- The first overdue notice 15 days after the payment due date;
- The second overdue notice 30 days after the first overdue notice;
- The final demand letter 15 days after the second overdue notice.

In this notice, the University must tell the borrower the amount of any late charge your school has assessed [...], and whether your school has:

- added the charge amount to the principal amount as of the first day on which the payment was due; or
- demanded payment of the charge no later than the first day on which the next instalment is due.

## **The University of Michigan**

### **Schedule of Findings and Questioned Costs**

#### **For the Year Ended June 30, 2014**

---

**Condition** – For 13 of the 25 selections made for Perkins loan defaults testing, there was no evidence that the required final demand letter had been sent to the borrower 15 days after the second overdue notice was sent. Upon further review by the University, it was identified that an additional 155 students did not receive this final notice during the 2013-2014 academic year due to a system error at the third party service provider that assists in administering this program.

**Context** – The University of Michigan Student Loans Collections office is responsible for administering the Perkins program at the University. This office relies on a third party service provider to assist in the administration of the program. One of the tasks that the service provider handles for the University is the identification of students who have missed a payment due date and sending out the appropriate notices (15-day, 45-day, and 60-day letters) as required on a timely basis.

**Effect** – 168 of 304 students did not receive the required 60-day payment overdue notice.

**Cause** – The servicer did not send the required final demand letter 15 days after the second overdue notice during the period August 2012 - April 2013. Neither the University nor its third party servicer was aware of that these letters were not sent during this time period until this audit.

**Recommendation** – The University is ultimately responsible for proper administration of the Perkins program even if a portion of the administration is contracted to a third party servicer. As such, it is the responsibility of the University to ensure that all requirements are being adhered to. We recommend that the University implement closer monitoring of the third party servicer's activities in order to ensure that all required tasks are being performed completely, accurately and timely.

**View of Responsible Officials** – The University concurs with the auditor's finding and recommendation. We have worked with our servicer to determine a corrective action plan. Our third party servicer will adjust its business processes to include a secondary review to verify that all appropriate letters are sent. The servicer bills per type of letter sent and none of these letters were billed to the University during this time frame. Accordingly, we will also put in place a monthly review of our invoice, which captures transaction summaries to verify that compliance letters are being sent.

#### **Finding No. 2014-006 – Central Entrance Counselling Letter Missed**

**Grantor(s):** Department of Education

**Award(s):** Federal Direct Student Loans Program, 84.268, awarded for academic year 2013-2014

**Criteria** – Per CFR Title 34 Section 685.304(a), schools “must ensure that entrance counselling is conducted with each Direct Subsidized Loan or Direct Unsubsidized Loan student borrower prior to making the first disbursement of the proceeds of a loan to a student borrower unless the student

## **The University of Michigan**

### **Schedule of Findings and Questioned Costs**

#### **For the Year Ended June 30, 2014**

---

borrower has received a prior Direct Subsidized Loan, Direct Unsubsidized Loan, Subsidized or Unsubsidized Federal Stafford Loan, or Federal SLS Loan.”

**Condition** – For 1 of the 60 selections made for Ann Arbor campus student file testing, there was no evidence of completed entrance counselling for the Federal Direct Loan awarded to this student. Upon further review by the University, it was identified that an additional 332 students were not sent a notice requiring the completion of an entrance counselling session during the 2013-14 school year due to a gap in programming within the PeopleSoft system.

**Context** – The University’s enterprise system (PeopleSoft) is programmed to identify all first-time borrowers of federal loans. The students identified are automatically routed a notice requiring the completion of entrance counselling. During the 2013-2014 academic year, there was a gap in programming that caused the system to skip over this process for those students who were first-time borrowers but not first-year students. Financial Aid officers did not catch the omission of this requirement on the affected students’ profile.

**Effect** – This group of students accepted responsibility for student financial aid loans without having the benefit of entrance counselling which would allow for a more informed decision.

**Cause** – The University did not adequately monitor its automated entrance counselling notification system to ensure it was working properly.

**Recommendation** – The University is ultimately responsible for ensuring all requirements are completed prior to disbursement of federal loans. Because certain requirements were overlooked due to a system weakness, we recommend that the financial aid office monitor and review the IT configurations closely each year to ensure no gaps are in place. Additionally, financial aid officers should complete sample testing of a few students after each large wave of disbursements in order to check that all students were processed correctly.

**View of Responsible Officials** – The University concurs with the auditor's finding and recommendation. The total number of students affected is 332 and the total amount disbursed to these students is \$4,072,870:

- 37 of these students have graduated and received exit counselling materials.
- 9 students are not currently enrolled so exit counselling information was sent to them.
- 102 students are enrolled currently but did not apply for a loan for 2014-2015 academic year. These students have been notified that entrance counselling is required.
- 184 students are still enrolled and have a loan for the 2014-2015 academic year. These students have been notified that entrance counselling is required.

Prior to the 2013-14 academic year, the University participated in the federal government’s Experimental Sites Initiative to suspend entrance counselling for first time borrowers. This experiment ended with the 2012-2013 aid year so we were able to waive entrance counselling for

## **The University of Michigan**

### **Schedule of Findings and Questioned Costs**

#### **For the Year Ended June 30, 2014**

---

first-time borrowers through Spring/Summer, 2013; the first term for which the experiment was not applicable was Fall semester 2013. Therefore, to determine the number of students who did not receive counselling, we determined the number of students who borrowed their first loan as of Fall 2013. All students identified as not having had entrance counselling who are first time students were given entrance counselling beginning Fall 2014. The University will also adjust the IT configurations and review them regularly to ensure that there are no programming gaps.

#### **Finding No. 2014-007 – Unallowable Costs: Research & Development Cluster**

**Grantor(s):** Department of Health and Human Services - National Institutes of Health

**Award(s):** Health and Retirement Study Years 23-28; CFDA No. 93.866; Sponsor Award Number: 5- U01-AG-009740-25

**Criteria** – The University of Michigan is subject to compliance requirements pertaining to the allowability of costs under OMB Circular A-21 (Cost Principles for Educational Institutions). Additionally, the University is required to recognize expenditures against a grant as they comply with the nature of costs allowed under each federal grant as set by the Sponsoring Agency and communicated within the grant agreement documents.

**Condition** – In our direct cost testing over the R&D Cluster, we selected 40 expenditures for testing of which 3 were travel expenditures. Of the 3 expenditures selected, 1 was identified as being charged to the incorrect grant. The expenditure should have been applied to project F025001, Behaviour on Surveys and in the Economy: HRS and Beyond, also issued by the Department of Health and Human Services- National Institutes of Health (Sponsor Award: 5-P01-AG-026571-08).

**Questioned Costs** – \$2,007 Foreign travel- airfare

**Cause** – The owner of the purchasing card, responsible for the reconciliation of expenditures in Concur, applied the charge to the incorrect grant number when processing the selected expenditure.

**Effect** – An expenditure was applied incorrectly.

**Recommendation** – The University should emphasize the need to be diligent in entering and reviewing charges to ensure individuals are aware of the importance of properly charging expenditures to federal grants. Additionally, the University should review and refine, if need be, control procedures to ensure expenditures are applied to the correct project and allowable per the grant agreement.



**The University of Michigan**  
**Schedule of Findings and Questioned Costs**  
**For the Year Ended June 30, 2014**

---

**View of Responsible Officials** – The University concurs with the auditor’s finding and recommendation. Current University policy and practice emphasizes diligence as recommended and will be reinforced. We believe this was a limited exception within the current control framework. Foreign travel is an allowed expense on both projects. Per dialogue with the individuals, related costs for the trip were assigned to the correct project and system notations indicated this charge should have been as well. Subsequent detective controls in the unit failed to identify the error due to staff turnover and a reliance on the review and approval process at the unit level. The expense will be moved to a University funding sources.

**Finding No. 2014-008 – Remittance of Proceeds from Equipment Disposition: Research & Development Cluster**

**Grantor(s):** National Oceanic and Atmospheric Administration

**Award(s):** Cooperative Institute for Limnology and Ecosystems Research; CFDA No. 11.432; Sponsor Award Number: NA17RJ1225

**Criteria** – The University of Michigan is subject to compliance requirements pertaining to equipment and real property under OMB Circular A-110 (Uniform Administrative Requirements for Grants and Agreements With Institutions of Higher Education, Hospitals, and Other Non-Profit Organizations), which governs the acquisition, management and disposition of property. This guidance requires the University to request disposition instruction of the agency and compensate the Federal awarding agency according to the proportion of federal participation, if the University retains the equipment for other uses after the completion of the project or sells the item and the item has a per unit fair market value of \$5,000 or more.

**Condition** – In our compliance testing over equipment dispositions, we selected 9 dispositions of equipment for testing. Of the 9 items selected, 1 was identified as having been sold for an amount greater than \$5,000 fair market value, with no proceeds remitted to the awarding agency.

**Questioned Costs** – \$8,950

**Cause** – The equipment was sold and no proceeds were disbursed to the grantor, nor was there timely communication with the grantor regarding the sale or required remuneration of the proceeds. As a result, the property disposition was not in compliance with the provisions of Circular A-110.

**Effect** – The disposition of federally funded equipment was not handled in accordance with Circular A-110.

**The University of Michigan**  
**Schedule of Findings and Questioned Costs**  
**For the Year Ended June 30, 2014**

---

**Recommendation** – The University should emphasize the need to be diligent in disposing of equipment acquired with federal funds, to ensure that activities are being conducted in accordance with compliance requirements. Additionally, the University should review and refine, if need be, control procedures to ensure equipment dispositions are submitted with sufficient detail to identify whether the requirements of A-110 were followed in the disposition process, including detail of the related project, awarding agency and policy, communications from the University, fair market value assessment and treatment of proceeds.

**View of Responsible Officials** – The University concurs with the auditor's finding and recommendation. We have notified the National Oceanic and Atmospheric Administration of the asset sale and are making preparations to remit \$8,950 based upon the terms of the grant and in accordance with the guidance provided in Circular A-110. The University will also assess its existing policies and procedures with respect to the disposition of federally funded assets to ensure that these activities are being conducted in accordance with the terms of the underlying grant as well as the appropriate federal guidance.

## The University of Michigan

### Schedule of Status of Prior Year Findings and Questioned Costs

---

#### Finding No. 2013-001 – Return of Title IV Funds (Student Financial Aid Cluster)

**Grantor(s):** Department of Education

**Award(s):** William D. Ford Federal Direct Loan Program, 84.268, awarded for academic year 2012-2013

**Summary** – When a recipient of Title IV grant or loan assistance does not begin attendance or withdraws from an institution during a payment period or period of enrollment, disbursed Title IV grant and loan funds are to be returned in accordance with the calculation and timeline prescribed by the Code of Federal Regulations (34 CFR 682.607). The school must return the lesser of – the amount of Title IV funds that the student does not earn; or the amount of institutional charges that the student incurred for the payment period or period of enrollment multiplied by the percentage of the funds not earned.

For 2 of the 60 Ann Arbor campus students selected for testing from a list of 279 students who withdrew during the 2012-13 year, an inaccurate amount of Title IV aid was returned to the Department of Education.

**Status** – Completed: The Office of Financial Aid expanded review procedures to ensure that Return of Title IV calculations would be accurately completed for all withdrawn students and any necessary return of funds are accurately processed. There were no exceptions noted in the sample tested at the Ann Arbor campus in 2014. There were errors noted in 2014 at the Dearborn Campus and the Law School. Refer to Finding No. 2014-002.

#### Finding No. 2013-002 – Subrecipient Monitoring – Federal Funding Accountability and Transparency Act (“FFATA”) Report Submissions

**Grantor(s):** Department of Defense (Department of the Navy), Department of Health and Human Services (Center for Disease Control and Prevention, Centers for Medicare and Medicaid Services, National Institutes of Health), National Aeronautics and Space Administration, National Science Foundation

**Award(s):** R&D Cluster:

Award Title	CFDA #
End Stage Renal Disease (ESRD) Data Utilization	N/A Contract
Preclinical development of an NT3-expressing HSV Vector	93.853
Collaborative Research: SEED-PA. A Practical Instrument for Assessing Individual Ethics Initiatives	47.076
Core_plus_Option_A_B_Proposal for Influenza Vaccine Effectiveness Research	93.185
The Challenge of Individualizing Treatments for Patients with Breast Cancer	93.393
Aqueous Humor Dynamic Components that Determine Intraocular Pressure Variance	93.867
Passive and Active Friction Drag Reduction of Turbulent Flows Over Super-Hydrophobic Surfaces	12.300
Optically Driven Quantum Dot Spins for Quantum Computing: Coherence Between Spins in Entangled States	47.049
Capacity Building for Lifespan Focused Substance Use Disorder Research in Ukraine	93.989
Development of Feedhorn-coupled Multichroic Polarimeters for the Inflation Probe Mission	43.001

## **The University of Michigan**

### **Schedule of Status of Prior Year Findings and Questioned Costs**

---

**Summary** – First-tier subawards and subcontracts from non-ARRA funded awards, or awards funded with both ARRA and non-ARRA funding, and amendments or modifications to these subawards/subcontracts are subject to reporting under the Federal Funding Accountability and Transparency Act (FFATA), as required by Section 1512 of the Recovery Act. FFATA reporting is required by the prime recipient at [www.fsrs.gov](http://www.fsrs.gov) within one month after the month obligation is made for subawards/amendments obligated individually in excess of \$25,000 and with original parent grant start dates after October 1, 2010, when FFATA requirements were enacted

For 8 of the 25 FFATA reports selected for testing from all fiscal year 2013 FFATA reports, the report submission occurred after the required one month following the month in which the subcontracting obligation was made

For 2 of the 25 FFATA reports selected for testing from all fiscal year 2013 FFATA reports, no report submission was made although the selections were individual amendments with obligation amounts in excess of the \$25,000 threshold.

**Status** – Completed: All FFATA reporting is now done utilizing our recently developed software application which pulls in all FFATA reporting required for a given month. The information is then batch uploaded to the government's FSRS database. The University implemented new reporting procedures in February, 2014, concurrent with the development of the software application. There were no exceptions noted in the testing of reports issued after this date.

#### **Finding No. 2012-1 – Monitoring Vendors for Suspension and Debarment (Research and Development Cluster and Naval Education Engineering Consortium)**

**Grantor(s):** Various

**Award(s):**

Research and Development Cluster:

- Department of Commerce, National Oceanic and Atmospheric Administration, Cooperative Institute for Limnology and Ecosystems Research, CFDA No. 11.432, Sponsor Reference No. NA07OAR432006
- Department of Commerce, Office of the Secretary, Cyber-enabled Wireless Monitoring Systems for Protection of Deteriorating National Infrastructure Systems, CFDA No. 11.616, Sponsor Reference No. 70NANB9H9008
- Departments of Health and Human Services, National Institutes of Health, Drug Use and Life Styles of American Youth, CFDA No. 93.279, Sponsor Reference No. 5 R01 DA001411-37
- Department of Transportation, Federal Highway Administration, Safety Pilot Model Deployment, CFDA No. 20.RD, Sponsor Reference No. DTFH61-11-C-0040

Other:

- Department of Defense, Navy, Naval Engineering Education Consortium, CFDA No. / Sponsor Reference No. 12.N65540-10-C-003

## **The University of Michigan**

### **Schedule of Status of Prior Year Findings and Questioned Costs**

---

**Summary** – Non-Federal entities are prohibited from contracting with or making subawards under covered transactions to parties that are suspended or debarred or whose principals are suspended or debarred. “Covered transactions” include those procurement contracts for goods and services awarded under a nonprocurement transaction (e.g., grant or cooperative agreement) that are expected to equal or exceed \$25,000 or meet certain other specified criteria. 2 CFR section 180.220 of the government wide nonprocurement debarment and suspension guidance contains those additional limited circumstances. All nonprocurement transactions (i.e. subawards to subrecipients), irrespective of award amount, are considered covered transactions.

PwC selected ten procurement expenditures for testing. Although none of the vendors associated with these transactions were on the Federal Government’s excluded parties list, it was noted that for seven of these expenditures, there was no evidence that the University performed a verification check in the current year to determine whether the vendor associated with the covered transaction is suspended or debarred by the Federal Government other than the purchase order which references the terms and conditions applicable to awards issued under Federal Government Grants, including no debarment or suspension.

**Status** – Completed: Management’s corrective action plan was fully implemented. There were no exceptions noted in the sample tested during this year’s audit.

# *The University of Michigan*

6032 Wolverine Tower  
3003 S. State Street  
Ann Arbor, Michigan 48109

CHERYL L. SOPER  
Controller and Director of  
Financial Operations

(734) 764-7214  
Fax (734) 647-5284

March 25, 2015

RE: Reporting Package [\_.320(c)(4)] - Corrective action plan [\_.315(c)]

**1. Name of the contact person responsible for corrective actions planned:**

Cheryl Soper  
Controller and Director of Financial Operations  
The University of Michigan (386006309)  
6032 Wolverine Tower  
3003 South State Street  
Ann Arbor, MI 48109-1287  
Phone: 734-764-7214  
E-mail: clsoper@umich.edu

**2. Corrective actions planned:**

**Finding No. 2014-001 – Disbursements (Student Financial Aid Cluster)**

**Grantor(s):** Department of Education

**Award(s):** William D. Ford Federal Direct Loan Program, 84.268, awarded for academic year 2013-2014

**View of Responsible Officials** – The University concurs with the auditor's finding and recommendation. UM-Dearborn OFAS will take actions to ensure that a Right to Cancel Notification is sent to all students or parents on a timely basis. Query parameters used to identify students that require a Right to Cancel Notification will be modified to include the time, in addition to the date, the query is run to ensure a disbursement cannot be missed.

**Anticipated Completion Date** – May 1, 2015

**Finding No. 2014-002 – Return of Title IV Funds (Student Financial Aid Cluster)**

**Grantor(s):** Department of Education

**Award(s):** William D. Ford Federal Direct Loan Program, 84.268, awarded for academic year 2013-2014; The Federal Pell Grant Program, 84.063, awarded for academic year 2013-2014

**View of Responsible Officials** – The University concurs with the auditor's finding and recommendation. UM-Dearborn OFAS will expand its second-level review for its Return of Title IV calculations. For one of the students identified, UM-Dearborn OFAS believes the withdrawal date used was correct but that the email to support the date used was not properly imaged and retained. Accordingly, UM-Dearborn OFAS will also no longer delete emails from the system which controls all correspondence for the return to title IV calculations. In addition, all email copies kept in the University's imaging system will not be condensed. This will allow the entire trail of messages to be available and allow for a backup by not removing sent/received email responses.

At the time the Return of Title IV calculation for the Law School was conducted, the Law School financial aid director had recently departed, and that position had previously performed the second-level review of the calculation. At this time, the Law School financial aid director position has been filled and, this position will provide the second-level review of the calculations. The University will also leverage other campus aid directors to assist with the second-level review in the event the Law School financial aid director is not available.

**Anticipated Completion Date** – June 30, 2015

#### **Finding No. 2014-003 – Federal Work Study (FWS) – Off-campus Employer Agreements**

**Grantor(s):** Department of Education

**Award(s):** Federal Work-Study Program, 84.033, awarded for academic year 2013-2014

**View of Responsible Officials** – The University concurs with the auditor's finding and recommendation. Students receiving FWS awards from the Law School are responsible for coordinating their own job placement at an off-campus non-profit agency of their choice and notifying the school when they have secured the position as part of its Student Funded Fellowship ("SFF") program. The University hires the students, the student completes and submits an I-9 to the University, the student records his or her time into the University's timekeeping system, and a University employee approves their time that is spent working at an on-campus agency. The student is then paid via University payroll. Given the ambiguity of "employ" in the federal regulations and the nature of the relationship between the University and the student, we believe that the lack of an agreement does not violate the regulations which state that an institution of higher education must enter into an agreement if it wishes to have its students employed by an outside agency. That being said, we recognize that the Department of Education's Information for Financial Aid Professionals guidelines state that an institution should enter into an agreement with a third party even if the institution is considered the employer. We will enter into an agreement with these third-party employers in the future. We will work with the University's General Counsel to create an agreement to be used by the Law School and outside employers in our SFF program for Summer 2015.

**Anticipated Completion Date** – June 30, 2015

#### **Finding No. 2014-004 – TEACH Eligibility**

**Grantor(s):** Department of Education

**Award(s):** Teacher Education Assistance for College and Higher Education Grants (TEACH Grants), 84.379, awarded for academic year 2013-2014

**View of Responsible Officials** – The University concurs with the auditor's finding and recommendation. The UM-Dearborn OFAS is taking actions to ensure that all Federal Regulations are maintained. Planned actions include:

- Prevent all second semester disbursements by changing the status code to a “non-disbursing” status
- Investigate also using UM-Dearborn’s Banner Student System to create a rule which would also prevent disbursement if the GPA does not meet federal requirements

**Anticipated Completion Date** – June 30, 2015

#### **Finding No. 2014-005 – Perkins Overdue Letters**

**Grantor(s):** Department of Education

**Award(s):** Federal Perkins Loan Program, 84.038, awarded for academic year 2013-2014

**View of Responsible Officials** – The University concurs with the auditor's finding and recommendation. We have worked with our servicer to determine a corrective action plan. Our third party servicer will adjust its business processes to include a secondary review to verify that all appropriate letters are sent. The servicer bills per type of letter sent and none of these letters were billed to the University during this time frame. Accordingly, we will also put in place a monthly review of our invoice, which captures transaction summaries to verify that compliance letters are being sent.

**Anticipated Completion Date** – June 30, 2015

#### **Finding No. 2014-006 – Central Entrance Counselling Letter Missed**

**Grantor(s):** Department of Education

**Award(s):** Federal Direct Student Loans Program, 84.268, awarded for academic year 2013-2014

**View of Responsible Officials** – The University concurs with the auditor's finding and recommendation. The number of students affected is 332 total; the total amount disbursed to these students is \$4,072,870:

- 37 of these students have graduated and received exit counselling materials.
- 9 students are not currently enrolled so exit counselling information was sent to them.
- 102 students are enrolled currently but did not apply for a loan for the 2014-2015 academic year. These students have been notified that entrance counselling is required.



- 184 students are still enrolled and have a loan for the 2014-2015 academic year. These students have been notified that entrance counselling is required.

Prior to the 2013-14 academic year, the University participated in the federal government's Experimental Sites Initiative to suspend entrance counselling for first time borrowers. This experiment ended with first-time borrowers through Spring/Summer, 2013; the first term for which the experiment was not applicable was Fall semester 2013. Therefore, to determine the number of students who did not receive counselling, we determined the number of students who borrowed their first loan as of Fall 2013. All students identified as not having had entrance counselling who are first time students were given entrance counselling beginning Fall 2014. The University will also adjust the IT configurations and review them regularly to ensure that there are no programming gaps.

**Anticipated Completion Date** – June 30, 2015

#### **Finding No. 2014-007 – Unallowable Costs: Research & Development Cluster**

**Grantor(s):** Department of Health and Human Services - National Institutes of Health

**Award(s):** Health and Retirement Study Years 23-28; CFDA No. 93.866; Sponsor Award Number: 5- U01-AG-009740-25

**View of Responsible Officials** – The University concurs with the auditor's finding and recommendation. Current University policy and practice emphasizes diligence as recommended and will be reinforced. We believe this was a limited exception within the current control framework. Foreign travel is an allowed expense on both projects. Per dialogue with the individuals, related costs for the trip were assigned to the correct project and system notations indicated this charge should have been as well. Subsequent detective controls in the unit failed to identify the error due to staff turnover and a reliance on the review and approval process at the unit level. The expense will be moved to a University funding sources.

**Anticipated Completion Date** – June 30, 2015

**Finding No. 2014-008 – Remittance of Proceeds from Equipment Disposition: Research & Development Cluster**

**Grantor(s):** National Oceanic and Atmospheric Administration

**Award(s):** Cooperative Institute for Limnology and Ecosystems Research; CFDA No. 11.432; Sponsor Award Number: NA17RJ1225

**View of Responsible Officials** – The University concurs with the auditor's finding and recommendation. We have notified the National Oceanic and Atmospheric Administration of the asset sale and are making preparations to remit \$8,950 based upon the terms of the grant and in accordance with the guidance provided in Circular A-110. The University will also assess its existing policies and procedures with respect to the disposition of federally funded assets to ensure that these activities are being conducted in accordance with the terms of the underlying grant as well as the appropriate federal guidance.

**Anticipated Completion Date** – June 30, 2015