

**University of Michigan**  
**Report on Federal Awards in Accordance**  
**with the Uniform Guidance**  
**For the Year Ended June 30, 2025**  
**EIN 38-6006309**

**University of Michigan**  
**Table of Contents**

---

**Pages (s)**

**Part I – Financial Information**

Report of Independent Auditors ..... 1-4

Management’s Discussion and Analysis (Unaudited)..... 5-29

Basic Financial Statements:

    Consolidated Financial Statements ..... 30-33

    Discretely Presented Component Unit:

        Statement of Net Position..... 34

        Statement of Revenues, Expenses and Changes in Net Position ..... 35

    Statement of Fiduciary Net Position ..... 36

    Statement of Changes in Fiduciary Net Position..... 37

    Notes to Consolidated Financial Statements ..... 38-89

Required Supplementary Information (Unaudited)..... 90-97

Supplementary Information:

    Schedule of Expenditures of Federal Awards ..... 98-191

    Notes to Schedule of Expenditures of Federal Awards..... 192-193

**Part II – Reports on Internal Controls and Compliance**

Report of Independent Auditors on Internal Control Over Financial Reporting and  
on Compliance and Other Matters Based on an Audit of Financial Statements  
Performed in Accordance with *Government Auditing Standards* ..... 194-195

Report of Independent Auditors on Compliance for Each Major Program and on  
Internal Control Over Compliance Required by Uniform Guidance ..... 196-199

**Part III – Findings**

Schedule of Findings and Questioned Costs ..... 200-201

Summary Schedule of Prior Audit Findings ..... 202



## **Report of Independent Auditors**

To the Regents of the University of Michigan

### **Report on the Audit of the Financial Statements**

#### ***Opinions***

We have audited the accompanying financial statements of the business-type activities, the discretely presented component unit, and the fiduciary activities of the University of Michigan (the “University”) as of and for the years ended June 30, 2025 and 2024, including the related notes, which collectively comprise the University’s basic financial statements as listed in the table of contents.

In our opinion, the accompanying financial statements present fairly, in all material respects, the respective financial position of the business-type activities, the discretely presented component unit, and the fiduciary activities of the University as of June 30, 2025 and 2024, and the respective changes in financial position and, where applicable, cash flows thereof for the years then ended in accordance with accounting principles generally accepted in the United States of America. The financial statements of University of Michigan Health Plan Holdings, LLC, the University’s discretely presented component unit, were not audited in accordance with *Government Auditing Standards*, and accordingly, this report does not include reporting on internal control over financial reporting or instances of reportable noncompliance associated with University of Michigan Health Plan Holdings, LLC.

#### ***Basis for Opinions***

We conducted our audit in accordance with auditing standards generally accepted in the United States of America (US GAAS) and the standards applicable to financial audits contained in *Government Auditing Standards*, issued by the Comptroller General of the United States. Our responsibilities under those standards are further described in the Auditors’ Responsibilities for the Audit of the Financial Statements section of our report. We are required to be independent of the University and to meet our other ethical responsibilities, in accordance with the relevant ethical requirements relating to our audit. We believe that the audit evidence we have obtained is sufficient and appropriate to provide a basis for our audit opinions.

#### ***Responsibilities of Management for the Financial Statements***

Management is responsible for the preparation and fair presentation of the financial statements in accordance with accounting principles generally accepted in the United States of America, and for



the design, implementation, and maintenance of internal control relevant to the preparation and fair presentation of financial statements that are free from material misstatement, whether due to fraud or error.

In preparing the financial statements, management is required to evaluate whether there are conditions or events, considered in the aggregate, that raise substantial doubt about the University's ability to continue as a going concern for twelve months beyond the financial statement date, including any currently known information that may raise substantial doubt shortly thereafter.

### ***Auditors' Responsibilities for the Audit of the Financial Statements***

Our objectives are to obtain reasonable assurance about whether the financial statements as a whole are free from material misstatement, whether due to fraud or error, and to issue an auditors' report that includes our opinions. Reasonable assurance is a high level of assurance but is not absolute assurance and therefore is not a guarantee that an audit conducted in accordance with US GAAS and *Government Auditing Standards*, will always detect a material misstatement when it exists. The risk of not detecting a material misstatement resulting from fraud is higher than for one resulting from error, as fraud may involve collusion, forgery, intentional omissions, misrepresentations, or the override of internal control. Misstatements are considered material if there is a substantial likelihood that, individually or in the aggregate, they would influence the judgment made by a reasonable user based on the financial statements.

In performing an audit in accordance with US GAAS and *Government Auditing Standards*, we:

- Exercise professional judgment and maintain professional skepticism throughout the audit.
- Identify and assess the risks of material misstatement of the financial statements, whether due to fraud or error, and design and perform audit procedures responsive to those risks. Such procedures include examining, on a test basis, evidence regarding the amounts and disclosures in the financial statements.
- Obtain an understanding of internal control relevant to the audit in order to design audit procedures that are appropriate in the circumstances, but not for the purpose of expressing an opinion on the effectiveness of the University's internal control. Accordingly, no such opinion is expressed.
- Evaluate the appropriateness of accounting policies used and the reasonableness of significant accounting estimates made by management, as well as evaluate the overall presentation of the financial statements.
- Conclude whether, in our judgment, there are conditions or events, considered in the aggregate, that raise substantial doubt about the University's ability to continue as a going concern for a reasonable period of time.



We are required to communicate with those charged with governance regarding, among other matters, the planned scope and timing of the audit, significant audit findings, and certain internal control-related matters that we identified during the audit.

### ***Required Supplemental Information***

Accounting principles generally accepted in the United States of America require that the management's discussion and analysis on pages 5 through 29 and required supplementary information for the pension plan and postemployment benefits on pages 90 through 97 be presented to supplement the basic financial statements. Such information is the responsibility of management and, although not a part of the basic financial statements, is required by the Governmental Accounting Standards Board who considers it to be an essential part of financial reporting for placing the basic financial statements in an appropriate operational, economic, or historical context. We have applied certain limited procedures to the required supplemental information in accordance with auditing standards generally accepted in the United States of America, which consisted of inquiries of management about the methods of preparing the information and comparing the information for consistency with management's responses to our inquiries, the basic financial statements, and other knowledge we obtained during our audit of the basic financial statements. We do not express an opinion or provide any assurance on the information because the limited procedures do not provide us with sufficient evidence to express an opinion or provide any assurance.

### ***Supplemental Information***

Our audit was conducted for the purpose of forming opinions on the financial statements that collectively comprise the University's basic financial statements. The accompanying schedule of expenditures of federal awards for the year ended June 30, 2025 is presented for purposes of additional analysis as required by Title 2 U.S. *Code of Federal Regulations* Part 200, *Uniform Administrative Requirements, Cost Principles, and Audit Requirements for Federal Awards* (Uniform Guidance) and is not a required part of the basic financial statements.

The accompanying schedule of expenditures of federal awards is the responsibility of management and was derived from and relates directly to the underlying accounting and other records used to prepare the basic financial statements. Such information has been subjected to the auditing procedures applied in the audit of the basic financial statements and certain additional procedures, including comparing and reconciling such information directly to the underlying accounting and other records used to prepare the basic financial statements or to the basic financial statements themselves, and other additional procedures, in accordance with auditing standards generally accepted in the United States of America. In our opinion, the schedule of expenditures of federal awards is fairly stated, in all material respects, in relation to the basic financial statements taken as a whole.



**Other Reporting Required by *Government Auditing Standards***

In accordance with *Government Auditing Standards*, we have also issued our report dated October 16, 2025 on our consideration of the University's internal control over financial reporting and on our tests of its compliance with certain provisions of laws, regulations, contracts and grant agreements and other matters for the year ended June 30, 2025. The purpose of that report is solely to describe the scope of our testing of internal control over financial reporting and compliance and the results of that testing and not to provide an opinion on the effectiveness of internal control over financial reporting or on compliance. That report is an integral part of an audit performed in accordance with *Government Auditing Standards* in considering the University's internal control over financial reporting and compliance.

*PricewaterhouseCoopers LLP*

October 16, 2025

## UNIVERSITY OF MICHIGAN

### **Management's Discussion and Analysis (Unaudited)**

#### **Introduction**

The following discussion and analysis provides an overview of the financial position of the University of Michigan (the "University") at June 30, 2025 and 2024 and its activities for the two fiscal years ended June 30, 2025. This discussion has been prepared by management and should be read in conjunction with the consolidated financial statements and the notes thereto, which follow this section.

The University is a comprehensive public institution of higher learning with over 67,000 students and approximately 9,200 faculty members on three campuses in southeast Michigan. The University offers a diverse range of degree programs from baccalaureate to post-doctoral levels through 19 schools and colleges, and contributes to the state and nation through related research and public service programs. The University also has a nationally renowned health system which includes the University's Academic Medical Center ("AMC"), UM Health (a wholly-owned corporation created to hold and develop the University's statewide network of hospitals, hospital joint ventures and other hospital affiliations, primarily consisting of UM Health-Sparrow and UM Health-West), the University's Medical School and Michigan Health Corporation (a wholly-owned corporation created for joint venture and managed care initiatives).

The University consistently ranks among the nation's top universities by various measures of quality, both in general academic terms and in terms of strength of offerings, in specific academic disciplines and professional subjects. Research is central to the University's mission and a key aspect of its strong reputation among educational institutions. The University is widely recognized for the breadth and excellence of its research enterprise as well as for the exceptional level of cooperation across disciplines, which allows faculty and students to address the full complexity of real-world challenges. The University's health system also has a tradition of excellence in teaching, advancement of medical science and patient care, consistently ranking among the best health care systems in the nation.

UNIVERSITY OF MICHIGAN

Management’s Discussion and Analysis (Unaudited)—Continued

Financial Highlights

The University’s financial position remains strong, with total assets and deferred outflows of \$38.0 billion and total liabilities and deferred inflows of \$13.1 billion at June 30, 2025, compared to total assets and deferred outflows of \$35.5 billion and total liabilities and deferred inflows of \$13.2 billion at June 30, 2024. Net position, which represents the residual interest in the University’s total assets and deferred outflows after total liabilities and deferred inflows are deducted, totaled \$24.9 billion and \$22.3 billion at June 30, 2025 and 2024, respectively. Changes in net position represent the University’s results of operations and are summarized for the years ended June 30 as follows:

	2025	2024	2023
	(in millions)		
Operating revenues, educational appropriations and supplemental appropriations	\$ 13,481	\$ 12,433	\$ 11,377
Private gifts for operating activities	280	250	193
Operating and interest expenses	(14,587)	(13,454)	(12,699)
	(826)	(771)	(1,129)
Net investment income	3,222	1,933	1,078
Endowment, capital gifts and grants, and other	290	452	207
Increase in net position	\$ 2,686	\$ 1,614	\$ 156

During 2025, the University adopted Governmental Accounting Standards Board (“GASB”) Statement No. 101, *Compensated Absences* (“GASB 101”), which establishes a unified recognition and measurement model for compensated absence liabilities. The adoption of GASB 101 has been reflected at the beginning of the earliest period presented in the financial statements, or July 1, 2023, and is summarized as follows:

	June 30, 2023		
	As Previously Reported	GASB 101 Adoption	July 1, 2023 As Restated
	(in millions)		
Accrued compensation and other	\$ 726	\$ 50	\$ 776
Accrued compensation	\$ 15	\$ 24	\$ 39
Net position	\$ 20,714	\$ (74)	\$ 20,640

## UNIVERSITY OF MICHIGAN

### **Management's Discussion and Analysis (Unaudited)—Continued**

For purposes of management's discussion and analysis, the consolidated statement of net position, consolidated statement of revenues, expenses and changes in net position and the consolidated statement of cash flows presented for the year ended June 30, 2023 do not reflect the impact of the adoption of GASB 101.

The results of operations reflect the University's emphasis on maintaining its national standards in academics, research and health care, within a competitive recruitment environment for faculty, staff and health care professionals; and a period of constrained base state educational appropriations and rising health care, regulatory and facility costs. The University is addressing these risks through aggressive cost cutting and productivity gains designed to help preserve access to affordable higher education and healthcare for Michigan families. To achieve sustainable long-term goals for cost cutting and productivity gains, the University is also strategically utilizing resources to support enterprise-wide projects and initiatives.

#### **Using the Basic Financial Statements**

The University's financial report includes: the Consolidated Statement of Net Position; the Consolidated Statement of Revenues, Expenses and Changes in Net Position; the Consolidated Statement of Cash Flows; the Discretely Presented Component Unit Statement of Net Position; the Discretely Presented Component Unit Statement of Revenues, Expenses and Changes in Net Position; the Statement of Fiduciary Net Position; and the Statement of Changes in Fiduciary Net Position. These basic financial statements are prepared in accordance with GASB principles, which establish standards for external financial reporting for public colleges and universities. The University's business-type activities are reported in the consolidated financial statements and the discretely presented component unit financial statements, while its fiduciary activities are reported in the fiduciary financial statements.

UNIVERSITY OF MICHIGAN

**Management’s Discussion and Analysis (Unaudited)—Continued**

**Consolidated Statement of Net Position**

The consolidated statement of net position presents the financial position of the University at the end of the fiscal year and includes all assets, deferred outflows, liabilities and deferred inflows of the University. The difference between total assets and deferred outflows as compared to total liabilities and deferred inflows – net position – is one indicator of the current financial condition of the University, while the change in net position is an indication of whether the overall financial condition has improved or worsened during the year. The University’s assets, deferred outflows, liabilities, deferred inflows and net position at June 30 are summarized as follows:

	2025	2024	2023
	(in millions)		
Current assets	\$ 5,877	\$ 5,913	\$ 6,152
Noncurrent assets:			
Endowment, life income and other investments	22,554	20,573	19,318
Capital assets, net	8,283	7,571	7,089
Other	474	411	377
Total assets	37,188	34,468	32,936
Deferred outflows	825	1,012	1,074
Current liabilities	3,116	3,192	2,829
Noncurrent liabilities	8,560	8,796	9,065
Total liabilities	11,676	11,988	11,894
Deferred inflows	1,397	1,238	1,402
Net position	\$ 24,940	\$ 22,254	\$ 20,714

The University continues to maintain and protect its strong financial foundation. This financial health, as reflected in the University’s net position, results from the prudent utilization of financial resources including careful cost controls, preservation of endowment funds, conservative utilization of debt and adherence to a long-range capital plan for the maintenance and replacement of the physical plant.

Current assets consist primarily of cash and cash equivalents, operating and capital investments, and accounts receivable and totaled \$5.9 billion at both June 30, 2025 and June 30, 2024. Cash, cash equivalents and investments for operating activities totaled \$3.2 billion at June 30, 2025, which represents approximately three months of total expenses excluding depreciation.

## UNIVERSITY OF MICHIGAN

### **Management's Discussion and Analysis (Unaudited)—Continued**

Deferred outflows represent the consumption of net assets attributable to a future period and are primarily associated with the University's obligations for postemployment benefits, debt and derivative activity, and the defined benefit pension plans for UM Health-Sparrow and UM Health-West. Deferred outflows totaled \$0.8 billion and \$1.0 billion at June 30, 2025 and 2024, respectively.

Current liabilities consist primarily of accounts payable, accrued compensation, unearned revenue, commercial paper, the current portion of bonds payable and net long-term bonds payable subject to remarketing, and totaled \$3.1 billion and \$3.2 billion at June 30, 2025 and 2024, respectively.

Deferred inflows represent the acquisition of net assets attributable to a future period and are primarily associated with the University's obligations for postemployment benefits, the defined benefit pension plans for UM Health-Sparrow and UM Health-West, and irrevocable split-interest agreements. Deferred inflows totaled \$1.4 billion and \$1.2 billion at June 30, 2025 and 2024, respectively.

#### **Endowment, Life Income and Other Investments**

The University's long-term investment strategy combined with its endowment spending policy serves to insulate operations from expected volatility in the capital markets and provides for a stable and predictable level of spending distributions from the endowment. The success of the University's long-term investment strategy is evidenced by strong returns over sustained periods of time and the ability to limit losses in the face of challenging markets.

The University invests its financial assets in pools with distinct risk and liquidity characteristics based on its needs, with a majority of its financial assets invested in two such pools. The University's working capital is primarily invested in relatively short duration, liquid assets, through its Daily and Monthly Portfolios, while the endowment is primarily invested, along with the noncurrent portion of insurance and benefits reserves, in an equity oriented long-term strategy through its Long Term Portfolio.

UNIVERSITY OF MICHIGAN

**Management’s Discussion and Analysis (Unaudited)—Continued**

The composition of the University’s endowment, life income and other investments at June 30 is summarized as follows:

	<b>2025</b>	<b>2024</b>	<b>2023</b>
	(in millions)		
Endowment investments	\$ 21,201	\$ 19,166	\$ 17,876
Life income investments	206	182	174
Noncurrent portion of insurance and benefits obligations investments	436	367	326
Other	711	858	942
	\$ 22,554	\$ 20,573	\$ 19,318

The University’s endowment funds consist of both permanent endowments and funds functioning as endowment. Permanent endowments are those funds received from donors with the stipulation that the principal remain intact and be invested in perpetuity to produce income that is to be expended for the purposes specified by the donors. Funds functioning as endowment consist of restricted gifts or unrestricted funds that have been allocated by the University for long-term investment purposes, but are not limited by donor stipulations requiring the University to preserve principal in perpetuity. Programs supported by endowment funds include scholarships, fellowships, professorships, research efforts and other important programs and activities.

The University uses its endowment funds to support operations in a way that strikes a balance between generating a predictable stream of annual support for current needs and preserving the purchasing power of the endowment funds for future periods. A majority of the endowment is maintained in the University Endowment Fund (“UEF”), a unitized pool which represents a collection of over 13,300 separate funds, the majority of which are restricted for specific purposes. The UEF is invested in the University’s Long Term Portfolio, a single diversified investment pool.

The endowment spending rule provides for distributions from the UEF to the participants that benefit from the endowment fund. The annual distribution rate is 4.5 percent of the one-quarter lagged seven year moving average fair value of UEF shares. This spending rule is one element of an ongoing financial management strategy that has allowed the University to effectively weather the uncertainties of challenging economic environments.

To protect endowment principal in the event of a prolonged market downturn, distributions are limited to 5.3 percent of the current fair value of fund shares. Capital gains or income generated above the endowment spending rate are reinvested so that in lean times funds will be available for distribution. In addition, participants may also use withdrawals from funds functioning as endowment to support capital expenditures and operations.

## UNIVERSITY OF MICHIGAN

### **Management's Discussion and Analysis (Unaudited)—Continued**

Endowment spending rate distributions totaled \$538 million and \$506 million and withdrawals from funds functioning as endowment totaled \$454 million and \$80 million in 2025 and 2024, respectively. Total spending rate distributions combined with withdrawals from funds functioning as endowment averaged 6.9 percent and 4.3 percent of the current year average fair value of the UEF for 2025 and 2024, respectively. Over the past ten years, total spending rate distributions combined with withdrawals from funds functioning as endowment averaged 4.5 percent.

The University participates in certain split-interest agreements and currently holds life income funds for beneficiaries of the pooled income fund, charitable remainder trusts and the gift annuity program. These funds generally pay lifetime income to beneficiaries, after which the principal is made available to the University in accordance with donor intentions.

#### **Capital and Debt Activities**

One of the critical factors in continuing the quality of the University's academic, research and clinical programs is the development and renewal of capital assets. The University continues to implement its long-range plan to maintain and modernize its existing infrastructure and strategically invest in new construction.

Capital asset additions totaled \$1.4 billion in 2025 as compared to \$1.2 billion in 2024. Capital asset additions primarily represent renovation and new construction of academic, research and clinical facilities, as well as significant investments in equipment, including information technology. Current year capital asset additions were primarily funded with net position and gifts designated for capital purposes of \$1,102 million, as well as debt proceeds of \$281 million and state capital appropriations of \$55 million.

Construction in progress, which totaled \$1.6 billion and \$1.2 billion at June 30, 2025 and 2024, respectively, includes construction of new patient care, wellness, academic, research and residential facilities.

## UNIVERSITY OF MICHIGAN

### **Management's Discussion and Analysis (Unaudited)—Continued**

The D. Dan and Betty Kahn Health Care Pavilion is a new 690,000 square foot clinical inpatient tower under construction. The 12-story hospital will house 264 private rooms capable of converting to intensive care, a state-of-the-art neurosciences center, and high-level specialty care services for cardiovascular and thoracic patients, along with advanced imaging. Locating these services together will enable healthcare providers to quickly respond to complex cases and deliver state-of-the-art treatments. The design will also allow for the relocation of 110 beds currently in semi-private rooms at University Hospital to this new facility, which will improve patient safety, quality and experience, while creating space for family members to participate in their loved one's care, healing and recovery. This project is scheduled to be completed in fall 2025.

The Hadley Family Recreation and Well-Being Center is a new 200,000 square foot facility under construction which will replace the former Central Campus Recreation Building. The new facility will include modern gymnasiums, a walking and jogging track, spaces for weight and cardiovascular training, group exercise rooms, aquatics, climbing areas, courts for squash and racquetball, locker rooms and administrative space. The center is designed to enable greater access and opportunity for students, faculty and staff to improve their health and well-being as well as build a sense of community. This project is scheduled to be completed in fall 2025.

The new Central Campus Residential Development will enable the University to respond to the increasing demand of a growing student body for affordable, central campus housing. Along with living spaces for 2,300 undergraduate students in five residence halls, the development located between East Hoover Avenue and Hill Street will also include a 900-seat dining facility with geothermal-exchange heating and cooling, green courtyards and quadrangles, a broad pedestrian walkway, spaces for student activities and several sustainability features. The housing plan is designed to align with the University's stated carbon neutrality goals and Leadership in Energy and Environmental Design Platinum certification requirements. This project is scheduled to be completed in summer 2026.

Construction of the new College of Pharmacy building continues at the corner of Glen Avenue and East Huron Street, near the university's central and medical campuses. This six-floor, 142,000 square foot state-of-the-art facility will address the need to modernize and increase physical space for the college's active learning-style classrooms, laboratories, associated support spaces, faculty and administrative offices, and student-focused areas. It will also bring together the college's teaching, research, and office spaces which are currently distributed across multiple locations. In addition, incorporation of mass-timber structures and other sustainable features will reduce greenhouse gas emissions and emphasize a shared culture of sustainability. This project is scheduled to be completed in summer 2025.

## UNIVERSITY OF MICHIGAN

### **Management’s Discussion and Analysis (Unaudited)—Continued**

The University of Michigan Center for Innovation (“UMCI”), a new 200,000 square foot academic building under construction in downtown Detroit, will include a world-class research, education and entrepreneurship center designed to advance innovation and talent-focused community development to propel city, region and statewide job creation and inclusive economic growth by stimulating development in the city of Detroit. Programming at the UMCI will offer a mixed-model approach that includes both masters’ degrees and workforce development programs that will focus on technology and innovation. This project is scheduled to be completed in spring 2027.

Projects completed in 2025 include construction of the Leinweber Computer Science and Information Building on the University’s north campus along with an adjacent geothermal plant to supply heating and cooling. The Leinweber Building, which is the new home for the University’s School of Information (“UMSI”) and provides expansion space for the Computer Science and Engineering (“CSE”) Division of Michigan Engineering, is the first large-scale University building that does not rely on natural gas for heating. It provides much-needed space to meet the increasing demand for computer science and information graduates for research, industry and education. It also brings together the UMSI community, which was previously spread across multiple buildings on central campus including leased space, and connects to the existing Bob and Betty Beyster Building, the current home of CSE.

UNIVERSITY OF MICHIGAN

**Management’s Discussion and Analysis (Unaudited)—Continued**

The University is aware of its financial stewardship responsibility and works diligently to manage its financial resources effectively, including the prudent use of debt to finance capital projects. A strong debt rating is an important indicator of the University’s success in this area. In 2025, S&P Global affirmed its highest credit rating (AAA) for bonds backed by a broad revenue pledge based on the University’s robust enrollment and demand, exceptional student quality, retention and graduation rates, strong reputation of the University’s health system, excellent balance sheet, exceptional research presence and manageable debt burden. In 2024, Moody’s affirmed its highest credit rating (Aaa) based on the University’s exceptional brand and strategic positioning, strong student demand, substantial research funding, peer leading philanthropy, market leading reputation of the University’s health system, and strong budgetary and planning framework.

Long-term debt activity for the years ended June 30 is summarized as follows:

<b>2025</b>				
	Beginning Balance	Additions	Reductions	Ending Balance
	(in millions)			
Commercial paper	\$ 190	\$ 57	\$ 4	\$ 243
Bonds	4,820		269	4,551
	\$ 5,010	\$ 57	\$ 273	\$ 4,794
<b>2024</b>				
	Beginning Balance	Additions	Reductions	Ending Balance
	(in millions)			
Commercial paper	\$ 132	\$ 62	\$ 4	\$ 190
Bonds	5,271		451	4,820
Line of credit	52		52	-
Other	-	60	60	-
	\$ 5,455	\$ 122	\$ 567	\$ 5,010

The University utilizes commercial paper, backed by a general revenue pledge, to provide interim financing for its capital improvement program. Outstanding commercial paper is converted to long-term debt financing as appropriate, within the normal course of business. Outstanding bonds are also supported by the University’s general revenue pledge.

During 2025, the University utilized proceeds from the issuance of \$57 million of taxable commercial paper to refund \$57 million of existing general revenue bonds.

UNIVERSITY OF MICHIGAN

**Management’s Discussion and Analysis (Unaudited)—Continued**

During 2024, the University utilized proceeds from the issuance of \$62 million of taxable commercial paper to refund \$62 million of existing general revenue bonds.

During 2024, the University used existing resources of \$102 million to retire Michigan Finance Authority Hospital Revenue Bonds Series 2017A and 2017B. The University also established three escrow funds using existing resources of \$155 million to legally defease \$66 million of Michigan Finance Authority Hospital Revenue Bonds Series 2015, \$77 million of Michigan Finance Authority Hospital Revenue Bonds Series 2022A and \$11 million of Michigan Finance Authority Hospital Revenue Bonds Series 2022B, resulting in a gain on defeasance of \$23 million which was recognized into other nonoperating revenues.

During 2024, the University acquired three separate legal entities to facilitate the purchase of property in connection with its Central Campus Residential Development project. This acquisition resulted in an increase to capital assets of \$60 million and debt of \$60 million. The University utilized existing resources to fully extinguish the debt associated with the acquisition of these entities during 2024.

The composition of the University’s debt at June 30 is summarized as follows:

	2025	2024	2023
	(in millions)		
Variable rate:			
Commercial paper	\$ 243	\$ 190	\$ 132
Bonds	287	372	451
Line of credit			52
Fixed rate bonds	4,264	4,448	4,820
	\$ 4,794	\$ 5,010	\$ 5,455

A significant portion of the University’s variable rate bonds are subject to remarketing and, in accordance with GASB requirements, such debt is classified as current unless supported by liquidity arrangements such as lines of credit or standby bond purchase agreements which could refinance the debt on a long-term basis. In the event that variable rate bonds are put back to the University by the debt holder, management believes that the use of remarketing agents as well as the University’s strong credit rating will ensure that the bonds will be remarketed within a reasonable period of time.

## UNIVERSITY OF MICHIGAN

### **Management's Discussion and Analysis (Unaudited)—Continued**

While fixed rate bonds typically have a higher effective rate of interest at the date of issuance as compared to variable rate bonds, they reduce the volatility of required debt service payments and do not require liquidity support such as lines of credit, standby bond purchase agreements or internal liquidity.

Effective interest rates averaged 3.5 percent and 3.6 percent in 2025 and 2024, respectively. Interest expense on long-term debt totaled \$168 million and \$171 million in 2025 and 2024, respectively.

#### **Obligations for Defined Benefit Pension Plans**

UM Health-Sparrow and UM Health-West have defined benefit pension plans that cover a significant number of their employees, and generally provide benefits based on years of service and employee earnings. Obligations for defined benefit pension plans, net totaled \$(39) million and \$(36) million at June 30, 2025 and 2024, respectively. The decrease in the reported net liability at June 30, 2025 was driven primarily by pension asset gains within all pension plans, offset by an increase in the total pension liability for the UM Health-Sparrow pension plans as a result of a decrease in the discount rate.

#### **Obligations for Postemployment Benefits**

Using current actuarial assumptions and presuming a continuation of the current level of benefits, the University's obligations for postemployment benefits totaled \$3.8 billion at June 30, 2025 as compared to \$4.0 billion at June 30, 2024. The decrease in the reported liability at June 30, 2025 was driven primarily by an increase in the discount rate. Since a portion of retiree medical services will be provided by the University's health system, this liability is net of the related margin and fixed costs associated with providing those services which totaled \$91 million and \$83 million at June 30, 2025 and 2024, respectively.

By implementing a series of health benefit initiatives over the past several years, the University has favorably impacted its total liability for postemployment benefits by \$2.1 billion at June 30, 2025. These initiatives have included cost sharing changes, elimination of Medicare Part B reimbursements for certain retirees and the adjustment of retirement eligibility criteria.

UNIVERSITY OF MICHIGAN

**Management’s Discussion and Analysis (Unaudited)—Continued**

**Net Position**

Net position represents the residual interest in the University’s assets and deferred outflows after liabilities and deferred inflows are deducted. The composition of the University’s net position at June 30 is summarized as follows:

	2025	2024	2023
	(in millions)		
Net investment in capital assets	\$ 5,539	\$ 4,977	\$ 3,964
Restricted:			
Nonexpendable:			
Permanent endowment corpus	3,367	3,221	2,959
Expendable:			
Net appreciation of permanent endowments	4,805	4,002	3,668
Funds functioning as endowment	3,984	3,636	3,386
Restricted for operations and other	933	830	800
Unrestricted	6,312	5,588	5,937
	<u>\$ 24,940</u>	<u>\$ 22,254</u>	<u>\$ 20,714</u>

Net investment in capital assets represents the University’s capital assets, net of accumulated depreciation, outstanding principal balances of debt, lease and subscription liabilities, unexpended bond proceeds, deferred outflows and deferred inflows associated with the acquisition, construction or improvement of those assets.

Restricted nonexpendable net position represents the corpus portion (historical value) of gifts to the University’s permanent endowment funds. Restricted expendable net position is subject to externally imposed stipulations governing their use and includes net appreciation of permanent endowments, funds functioning as endowment and net position restricted for operations, facilities and student loan programs. Restricted expendable net position increased 15 percent, or \$1.2 billion, to \$9.7 billion at June 30, 2025, as compared to \$8.5 billion at June 30, 2024.

Although unrestricted net position is not subject to externally imposed stipulations, substantially all of the University’s unrestricted net position has been designated for various academic programs, research initiatives and capital projects. Unrestricted net position at June 30, 2025 totaled \$6.3 billion and included funds functioning as endowment of \$9.0 billion offset by unfunded obligations for postemployment benefits of \$4.3 billion. Unrestricted net position at June 30, 2024 totaled \$5.6 billion and included funds functioning as endowment of \$8.3 billion offset by unfunded obligations for postemployment benefits of \$4.2 billion. Unrestricted net position also includes other net resources which totaled \$1.6 billion and \$1.5 billion at June 30, 2025 and 2024, respectively.

UNIVERSITY OF MICHIGAN

**Management’s Discussion and Analysis (Unaudited)—Continued**

**Consolidated Statement of Revenues, Expenses and Changes in Net Position**

The consolidated statement of revenues, expenses and changes in net position presents the University’s results of operations. In accordance with GASB reporting principles, revenues and expenses are classified as either operating or nonoperating. The University’s revenues, expenses and changes in net position for the years ended June 30 are summarized as follows:

	<b>2025</b>	<b>2024</b>	<b>2023</b>
	(in millions)		
Operating revenues:			
Net student tuition and fees	\$ 1,791	\$ 1,705	\$ 1,641
Sponsored programs	1,713	1,621	1,481
Patient care revenues, net	8,746	8,019	7,251
Other	652	603	556
	12,902	11,948	10,929
Operating expenses	14,405	13,271	12,503
Operating loss	(1,503)	(1,323)	(1,574)
Nonoperating and other revenues (expenses):			
State educational appropriations	425	414	393
State supplemental appropriations	70	6	
Federal Pell grants	84	65	55
Private gifts for operating activities	280	250	193
Net investment income	3,222	1,933	1,078
Interest expense	(182)	(183)	(196)
State capital appropriations	111	50	13
Endowment and capital gifts and grants	182	393	177
Other	(3)	9	17
Nonoperating and other revenues, net	4,189	2,937	1,730
Increase in net position	2,686	1,614	156
Net position, beginning of year	22,254	20,714	19,299
Adoption of GASB 101		(74)	
Affiliation with the Sparrow Health System			1,259
Net position, beginning of year, as restated	22,254	20,640	20,558
Net position, end of year	\$ 24,940	\$ 22,254	\$ 20,714

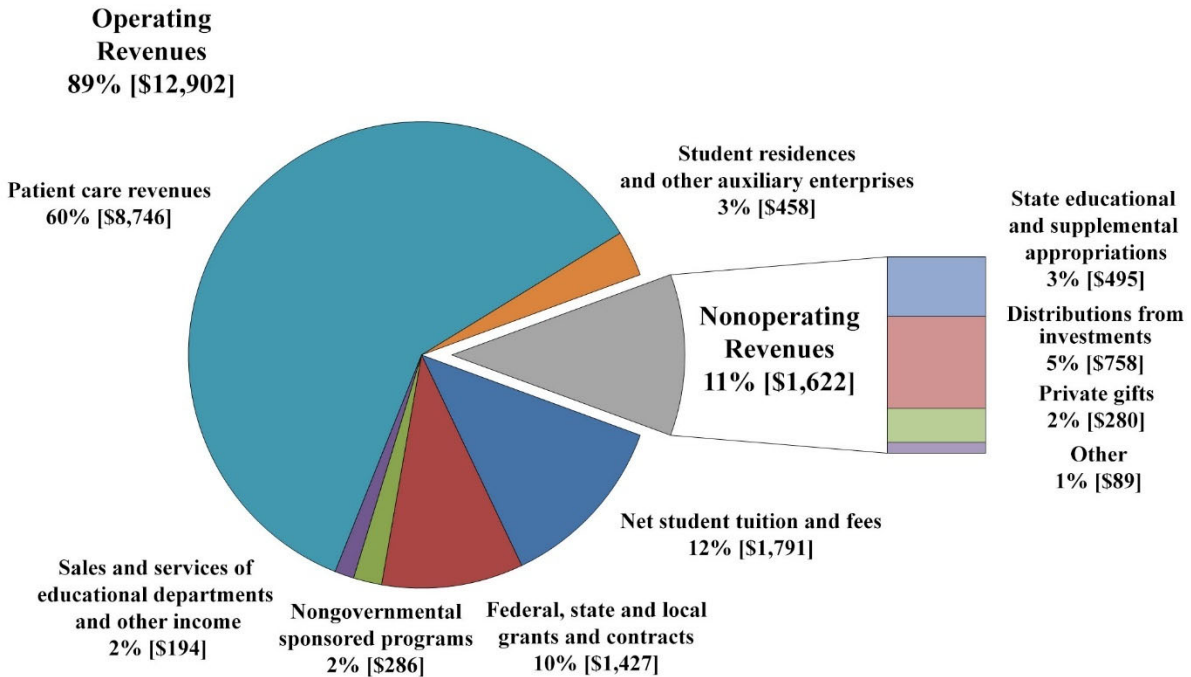
UNIVERSITY OF MICHIGAN

Management’s Discussion and Analysis (Unaudited)—Continued

One of the University’s greatest strengths is the diverse streams of revenue that supplement its student tuition and fees, including private support from individuals, foundations and corporations, along with government and other sponsored programs, state appropriations and investment income. The University continues to aggressively seek funding from all possible sources consistent with its mission in order to supplement student tuition and prudently manage the financial resources realized from these efforts to fund its operating activities, which include instruction, patient care and research.

The following is a graphic illustration of revenues by source, both operating and nonoperating, which are used to fund the University’s operating activities for the year ended June 30, 2025 (amounts are presented in millions of dollars). Certain recurring sources of the University’s revenues are considered nonoperating, as defined by GASB, such as state appropriations, distributions from investments, private gifts and federal Pell grants.

2025 Revenues for Operating Activities

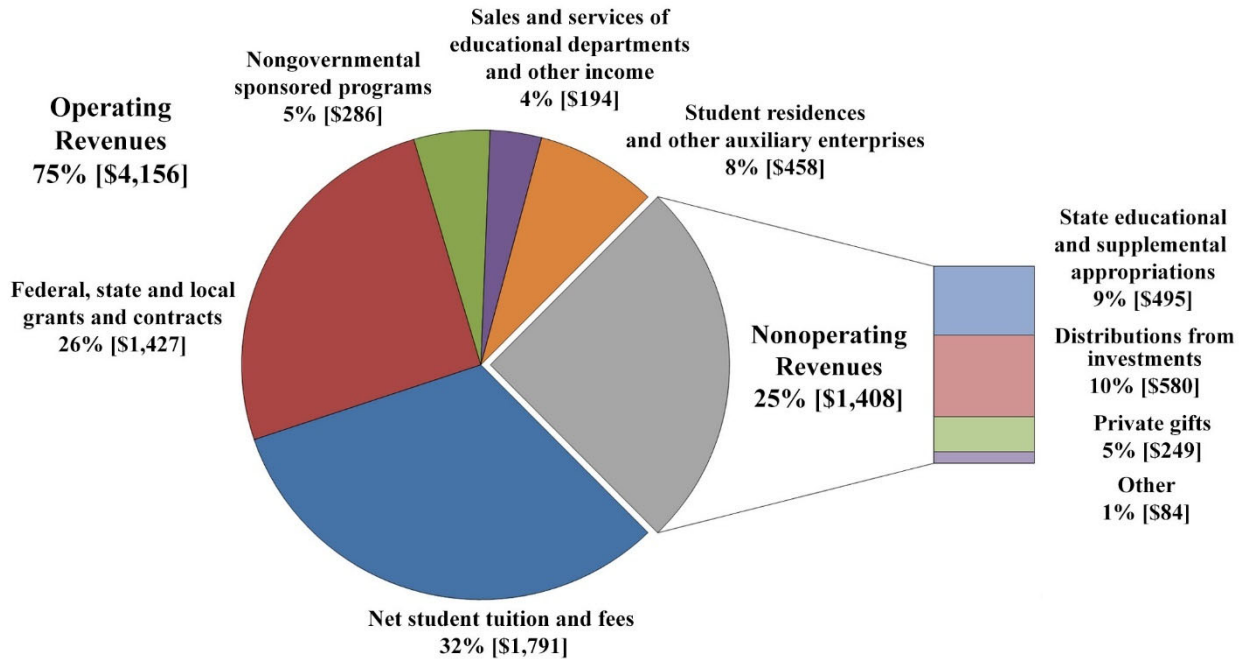


UNIVERSITY OF MICHIGAN

Management’s Discussion and Analysis (Unaudited)—Continued

The University measures its performance both for the University as a whole and for the University without its health system and other clinical activities. The exclusion of these activities allows a clearer view of the operations of the schools and colleges, as well as central administration. The following is a graphic illustration of University revenues by source, both operating and nonoperating, which are used to fund operating activities other than the health system and other clinical activities, for the year ended June 30, 2025 (amounts are presented in millions of dollars).

**2025 Revenues for Operating Activities  
Excluding Revenues from the Health System and Other Clinical Activities**



Tuition and state educational appropriations are the primary sources of funding for the University’s academic programs. There is a relationship between the growth or reduction in state support and the University’s ability to restrain tuition fee increases. Together, net student tuition and fees and state educational appropriations increased 5 percent, or \$97 million to \$2.2 billion in 2025.

UNIVERSITY OF MICHIGAN

**Management’s Discussion and Analysis (Unaudited)—Continued**

For the years ended June 30, net student tuition and fees revenue consisted of the following components:

	<b>2025</b>	<b>2024</b>	<b>2023</b>
	(in millions)		
Student tuition and fees	\$ 2,443	\$ 2,308	\$ 2,187
Less scholarship allowances	652	603	546
	<b>\$ 1,791</b>	<b>\$ 1,705</b>	<b>\$ 1,641</b>

In 2025, net student tuition and fees revenue increased 5 percent, or \$86 million, to \$1.8 billion, which reflects an increase of 6 percent, or \$135 million, in gross student tuition and fees revenue offset by an increase of 8 percent, or \$49 million, in scholarship allowances. Tuition rate increases in 2025 were 2.9 percent for resident undergraduate students and 4.9 percent for both nonresident undergraduate students and most graduate students on the Ann Arbor campus, with a 4.7 percent and 4.9 percent tuition rate increase for most resident undergraduate students on the Dearborn and Flint campuses, respectively. During 2025, the University also experienced growth in the number of students, offset by a shift in mix from nonresident to resident students.

Tuition rate increases in 2024 were 2.9 percent for resident undergraduate students and 4.9 percent for both nonresident undergraduate students and most graduate students on the Ann Arbor campus, with a 4.4 percent and 4.9 percent tuition rate increase for most resident undergraduate students on the Dearborn and Flint campuses, respectively. During 2024, the University experienced growth in the number of students, as well as a shift in mix from nonresident to resident students.

The University’s tuition rate increases have consistently been among the lowest in the state, even in years of significant reductions in state educational appropriations, which reflects a commitment to affordable higher education for Michigan families. In addition, the University has increased scholarship and fellowship expenses and related allowances to benefit students in financial need. The University’s long-term plan includes an ongoing commitment to cost containment and reallocating resources to the highest priorities to provide support for innovative new initiatives to maintain academic excellence and help students keep pace with the evolving needs of society.

While tuition and state educational appropriations fund a large percentage of University costs, private support is also essential to the University’s academic distinction. Private gifts for other than capital and endowment purposes totaled \$280 million in 2025, as compared to \$250 million in 2024.

UNIVERSITY OF MICHIGAN

**Management’s Discussion and Analysis (Unaudited)—Continued**

The University receives revenues for sponsored programs from various government agencies and private sources, which normally provide for both direct and indirect costs to perform these sponsored activities, with a significant portion related to federal research. Revenues for sponsored programs increased 6 percent, or \$92 million, to \$1.7 billion in 2025 driven primarily by increases in federally sponsored activity during this period.

Patient care revenues are principally generated within the University’s hospitals and ambulatory care facilities. Patient care revenues increased 9 percent, or \$727 million, to \$8.7 billion in 2025, due primarily to growth in patient volume as well as an increase in revenue per patient case.

For the years ended June 30, patient care revenues by source is summarized as follows:

	2025	2024	2023
	(in millions)		
Academic Medical Center	\$ 6,335	\$ 5,832	\$ 5,305
UM Health	2,151	1,966	1,741
Michigan Health Corporation	26	24	24
Other	234	197	181
	\$ 8,746	\$ 8,019	\$ 7,251

The largest component of patient care revenues is generated by AMC, a national leader in advanced patient care and comprehensive education of physicians and medical scientists. AMC serves as the principal teaching facility for the University’s Medical School and operates three hospitals with 1,043 licensed beds, as well as numerous ambulatory care centers and various other health care programs across the state. Substantially all physician services to AMC patients are provided by the University’s Medical School faculty. AMC also provides educational and clinical opportunities to students of the University’s Schools of Nursing, Dentistry, Social Work and Public Health, as well as the College of Pharmacy.

UM Health patient care revenues represent UM Health-Sparrow, a community health care provider in Mid-Michigan, and UM Health-West, a community health care provider in West Michigan. UM Health-Sparrow operates multiple hospitals with a combined 832 licensed beds, as well as outpatient clinics. UM Health-West operates a hospital with 208 licensed beds, as well as outpatient clinics and a growing network of specialty services. Through its affiliations with UM Health-Sparrow and UM Health-West, the University is positioned to expand research capabilities, primary care, specialty services and the use of complex medical technologies.

Michigan Health Corporation generates revenue through its various joint venture and managed care initiatives, which provide services to patients including dialysis and other health services.

UNIVERSITY OF MICHIGAN

**Management’s Discussion and Analysis (Unaudited)—Continued**

Other patient care revenues primarily include amounts received from governmental and commercial payers associated with initiatives designed to improve accessibility and quality of care for patients, services provided by physicians working at facilities outside of the University and ambulatory care services provided by University Health Service, the School of Dentistry and the School of Nursing.

Contractual arrangements with governmental payers (Medicare and Medicaid) and private insurers impact patient care revenues. The distribution of net patient care service revenue by primary payer source for the years ended June 30 is summarized as follows:

	<b>2025</b>	<b>2024</b>	<b>2023</b>
Medicare	29%	31%	30%
Medicaid	14%	13%	13%
Blue Cross	35%	34%	35%
Other	22%	22%	22%

State supplemental appropriations provide additional support for the University’s various mission related activities and totaled \$70 million and \$6 million in 2025 and 2024, respectively. During 2025, supplemental appropriations were recognized in support of the Electric Vehicle Center within the College of Engineering. During 2024, supplemental appropriations were recognized in support of initiatives such as critical incident mapping and semiconductor research.

Net investment income increased to \$3.2 billion in 2025 as compared to \$1.9 billion in 2024, driven primarily by positive returns in both marketable and alternative asset classes.

State capital appropriations help the University improve its academic buildings. Recent capital outlays have supported the construction of the Leinweber Computer Science and Information Building, the Electric Vehicle Center and UMCI, as well as renovations of the W.K. Kellogg Institute and Dental Building.

Gifts and grants for endowment and capital purposes continue to be a significant part of sustaining the University’s excellence. Private gifts for permanent endowment purposes totaled \$133 million in 2025 as compared to \$248 million in 2024. Capital gifts and grants totaled \$49 million in 2025 as compared to \$145 million in 2024. In recent years, major gifts have been received in support of the University’s wide-ranging capital initiatives which include the health system, UMCI and Intercollegiate Athletics.

UNIVERSITY OF MICHIGAN

**Management’s Discussion and Analysis (Unaudited)—Continued**

In addition to revenue diversification, the University continues to make cost containment an ongoing priority. This is necessary as the University faces significant financial pressures, particularly in the areas of compensation and benefits, which represent 61 percent of total expenses, as well as in the areas of energy, technology and ongoing maintenance of facilities and infrastructure.

The University’s expenses for the years ended June 30 are summarized as follows (amounts in millions):

	2025		2024		2023	
Operating:						
Compensation and benefits	\$ 8,957	61%	\$ 8,331	62%	\$ 7,809	61%
Supplies and services	4,466	31	4,023	30	3,809	30
Depreciation	720	5	688	5	685	5
Scholarships and fellowships	262	2	229	2	200	2
	14,405	99	13,271	99	12,503	98
Nonoperating:						
Interest	182	1	183	1	196	2
	\$ 14,587	100%	\$ 13,454	100%	\$ 12,699	100%

The University is committed to recruiting and retaining outstanding faculty and staff and the compensation package is one way to successfully compete with peer institutions and nonacademic employers. Compensation and benefits increased 8 percent, or \$626 million, to \$9.0 billion in 2025. Of the 2025 increase, compensation increased 8 percent, or \$490 million, to \$6.9 billion, driven primarily by increases in staffing levels resulting from patient activity volumes within the University’s health system, and employee benefits increased 7 percent, or \$136 million, to \$2.1 billion, resulting primarily from an increase in health care and prescription drug costs.

The University faces external and industry realities that put significant pressure on its ability to reduce compensation costs while remaining competitive. To help address this risk, the University continues to review components of its existing benefits program to find opportunities for potential savings without compromising the ability to offer competitive benefits to all faculty and staff.

Health care benefits are one of the most significant employee benefits. Compared to most employers, the University is in a unique position to utilize internal experts to advise and guide its health care and drug plans. Over the past several years, the University has implemented initiatives to better control its rate of cost increase, encourage employees to choose the lowest cost health care plan that meets their needs and share a larger portion of health care cost increases with employees. These initiatives reflect the reality of the national landscape while remaining true to the commitment we make to our employees for a robust benefits package. Careful stewardship of our health benefit plans, including the use of wellness initiatives, helps maintain our competitive position while preserving funding for the University’s core mission.

UNIVERSITY OF MICHIGAN

**Management’s Discussion and Analysis (Unaudited)—Continued**

Supplies and services expenses increased 11 percent, or \$443 million, to \$4.5 billion in 2025 and reflect growth in the University’s mission related activities.

In addition to their natural classification, it is also informative to review operating expenses by function. The University’s expenses by functional classification for the years ended June 30 are summarized as follows (amounts in millions):

	2025		2024		2023	
Operating:						
Instruction	\$ 1,557	11%	\$ 1,445	11%	\$ 1,331	10%
Research	1,142	8	1,079	8	972	8
Public service	341	2	306	2	303	2
Institutional and academic support	1,093	7	1,050	8	1,084	9
Operations and maintenance of plant	470	3	431	3	370	3
Auxiliary enterprises:						
Patient care	8,570	59	7,782	58	7,369	58
Other	250	2	261	2	189	1
Depreciation	720	5	688	5	685	5
Scholarships and fellowships	262	2	229	2	200	2
	14,405	99	13,271	99	12,503	98
Nonoperating:						
Interest	182	1	183	1	196	2
	\$ 14,587	100%	\$ 13,454	100%	\$ 12,699	100%

Instruction expenses increased 8 percent, or \$112 million, in 2025 and reflect the growth in the related revenue sources offset by cost containment efforts.

Research expenses increased 6 percent, or \$63 million, in 2025 and reflect the strength of the University’s overall research enterprise. To measure its total volume of research expenditures, the University considers research expenses included in the above table, as well as research related facilities and administrative expenses, research initiative and start-up expenses, and research equipment purchases. These amounts totaled \$2.2 billion and \$2.0 billion in 2025 and 2024, respectively.

Patient care expenses increased 10 percent, or \$788 million, in 2025 and reflect the impact of additional patient volume during the period. Increased medical supplies expense resulted from higher patient activity levels, new therapies and the rising cost of pharmaceuticals.

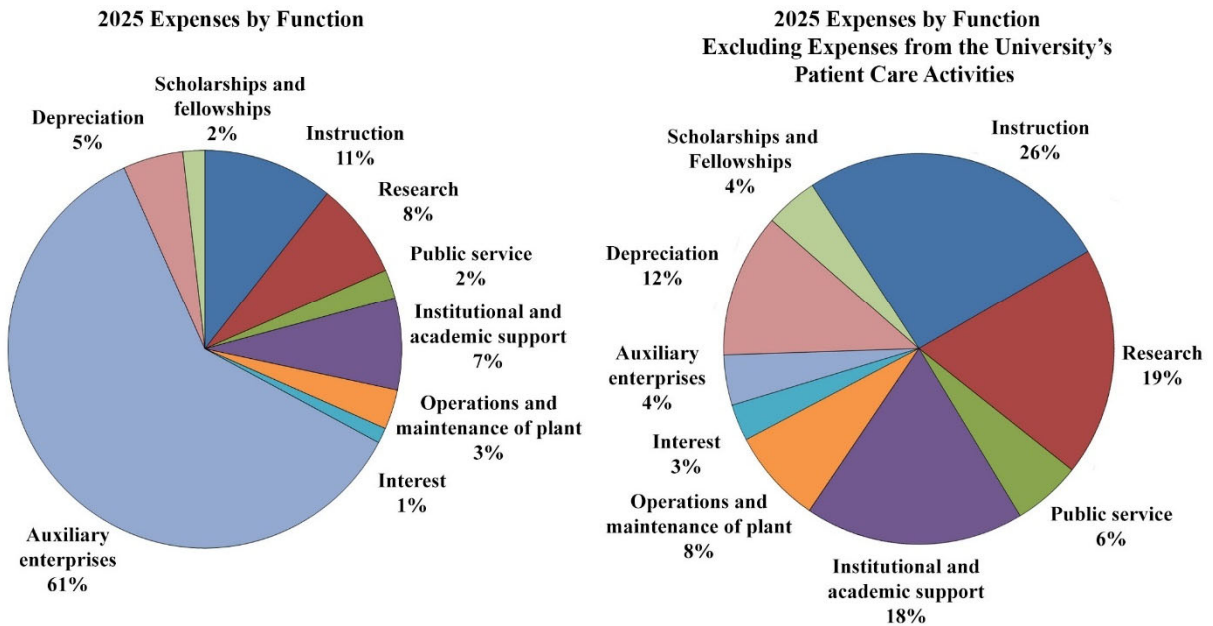
UNIVERSITY OF MICHIGAN

Management’s Discussion and Analysis (Unaudited)—Continued

Scholarships and fellowships provided to students totaled \$943 million in 2025 as compared to \$861 million in 2024, an increase of 10 percent. Tuition, housing and fees revenues are reported net of aid applied to students’ accounts, while amounts paid directly to students are reported as scholarships and fellowships expense. Scholarships and fellowships for the years ended June 30 are summarized as follows:

	2025	2024	2023
	(in millions)		
Paid directly to students	\$ 262	\$ 229	\$ 200
Applied to tuition and fees	652	603	546
Applied to University Housing	29	28	27
	<u>\$ 943</u>	<u>\$ 860</u>	<u>\$ 773</u>

The following graphic illustrations present total expenses by function, with and without the University’s health system and other patient care activities:



UNIVERSITY OF MICHIGAN

**Management’s Discussion and Analysis (Unaudited)—Continued**

**Consolidated Statement of Cash Flows**

The consolidated statement of cash flows provides additional information about the University’s financial results by reporting the major sources and uses of cash. The University’s cash flows for the years ended June 30 are summarized as follows:

	2025	2024	2023
	(in millions)		
Cash received from operations	\$ 12,837	\$ 11,662	\$ 10,828
Cash expended for operations	(13,450)	(12,380)	(12,119)
Net cash used in operating activities	(613)	(718)	(1,291)
Net cash provided by noncapital financing activities	666	844	756
Net cash used in capital and related financing activities	(1,404)	(1,409)	(957)
Net cash provided by (used in) investing activities	1,505	1,088	(798)
Net increase (decrease) in cash and cash equivalents	154	(195)	(2,290)
Cash and cash equivalents, beginning of year	555	750	2,952
Affiliation with the Sparrow Health System			88
Cash and cash equivalents, beginning of year, as restated	555	750	3,040
Cash and cash equivalents, end of year	\$ 709	\$ 555	\$ 750

Cash received from operations primarily consists of student tuition, sponsored program grants and contracts, and patient care revenues. Significant sources of cash provided by noncapital financing activities, as defined by GASB, include state appropriations, federal Pell grants and private gifts used to fund operating activities.

**Economic Factors That May Affect the Future**

The University maintains the highest credit ratings of S&P Global (AAA) and Moody’s (Aaa). Achieving and maintaining the highest credit ratings provides the University with significant flexibility in securing capital funds on the most competitive terms. This flexibility, along with ongoing efforts toward revenue diversification and cost containment, will enable the University to provide the necessary resources to support a consistent level of excellence in service to students, patients, the research community, the state and the nation.

## UNIVERSITY OF MICHIGAN

### **Management's Discussion and Analysis (Unaudited)—Continued**

A crucial element to the University's future continues to be a strong relationship with the state of Michigan. Historically, there has been a connection between the growth or reduction of state support and the University's ability to control tuition increases. Over the past several years, the University has successfully addressed changes in the state's economy and, pursuant to a long-range plan, continues to work relentlessly to cut and mitigate operational costs in order to remain affordable and preserve access, while protecting the academic enterprise.

The University's budget for 2026 anticipates no change in the level of base state educational appropriations, a 3.4 percent tuition rate increase for Ann Arbor campus resident undergraduates and a 4.5 percent increase in centrally awarded financial aid. Nonresident undergraduate tuition rates, as well as most graduate and professional rates, will increase 4.9 percent. Resident undergraduate tuition rates for the Dearborn and Flint campuses will increase 3.9 percent and 4.9 percent, respectively.

The University continues to execute its long-range plan to maintain, modernize and expand its complement of older facilities while adding key new facilities for instruction, research, patient care, athletics and residential life. This strategy addresses the University's growth and the continuing effects of technology on teaching, research and clinical activities. Authorized costs to complete construction and other projects totaled \$1,020 million at June 30, 2025. Funding for these projects is anticipated to include \$1,000 million from internal sources, gifts, grants and proceeds from borrowings and \$20 million from the State Building Authority.

The University's health system continues its strategy to expand access to patients, locally and on a statewide basis. In addition to strategic capital and technological investments, the University's health system is also focusing on clinical affiliation arrangements and population management programs designed to expand community access and improve patient, family and provider experiences across the continuum of care. The affiliation arrangements are also expected to enhance clinical research, physician recruitment and support services.

UNIVERSITY OF MICHIGAN

**Management's Discussion and Analysis (Unaudited)—Continued**

While the University's health system is well positioned to maintain its strong financial condition in the near term, ongoing constraints on revenue are expected due to fiscal pressures from employers and federal and state governments. Lawmakers continue to discuss Medicare and Medicaid changes which may target graduate medical education-related payments and could result in a significant impact on teaching hospitals. In addition, private insurance and managed care contracts historically provide for annual increases in reimbursement rates that met or exceeded the rate of inflation; however, there can be no assurance that such trends will continue. Management believes that much of the payment pressure can be offset by growth in patient volume and continued efforts to contain certain costs.

The University will continue to employ its long-term investment strategy to maximize total returns, at an appropriate level of risk, while utilizing a spending rate policy to preserve endowment capital and insulate the University's operations from temporary market volatility.

As a labor-intensive organization, the University faces competitive pressures related to attracting and retaining faculty and staff. Moreover, consistent with the national landscape, the University also faces rising costs of health benefits for its employees and retirees. The University has successfully taken and will continue to take proactive steps to respond to these challenges while protecting the quality of the overall benefits package.

A portion of the University's labor force is unionized, with negotiated labor agreements defining terms and conditions of employment. Changes in relations with unions and represented employees, including the negotiation of new agreements, could have a material effect on the University.

While it is not possible to predict the ultimate results, management believes that the University's financial position will remain strong.

UNIVERSITY OF MICHIGAN

**Consolidated Statement of Net Position**

	June 30,	
	2025	2024
	(in thousands)	
<b>Assets</b>		
Current Assets:		
Cash and cash equivalents	\$ 708,864	\$ 554,923
Investments for operating activities	2,493,686	2,761,594
Investments for capital activities	542,561	462,223
Investments for student loan activities	72,176	68,858
Accounts receivable, net	1,581,424	1,533,684
Current portion of notes and pledges receivable, net	131,347	120,910
Current portion of other assets	346,637	411,289
<b>Total Current Assets</b>	<b>5,876,695</b>	<b>5,913,481</b>
Noncurrent Assets:		
Endowment, life income and other investments	22,554,331	20,572,922
Notes and pledges receivable, net	345,522	290,198
Other assets	128,224	120,636
Capital assets, net	8,283,387	7,570,687
<b>Total Noncurrent Assets</b>	<b>31,311,464</b>	<b>28,554,443</b>
<b>Total Assets</b>	<b>37,188,159</b>	<b>34,467,924</b>
<b>Deferred Outflows</b>	<b>824,874</b>	<b>1,011,982</b>
<b>Liabilities</b>		
Current Liabilities:		
Accounts payable	805,246	689,962
Accrued compensation and other	965,942	826,093
Unearned revenue	406,716	520,848
Current portion of insurance and benefits reserves	203,401	283,235
Current portion of obligations for postemployment benefits	104,080	125,075
Commercial paper and current portion of bonds payable	355,557	402,592
Long-term bonds payable subject to remarketing	274,640	343,770
<b>Total Current Liabilities</b>	<b>3,115,582</b>	<b>3,191,575</b>
Noncurrent Liabilities:		
Accrued compensation	19,832	29,884
Insurance and benefits reserves	207,244	211,533
Obligations for defined benefit pension plans, net	(38,601)	(35,571)
Obligations for postemployment benefits	3,732,881	3,904,973
Obligations under life income agreements	73,367	68,017
Government loan advances	26,109	30,919
Bonds payable	4,163,581	4,264,053
Other liabilities	375,747	322,150
<b>Total Noncurrent Liabilities</b>	<b>8,560,160</b>	<b>8,795,958</b>
<b>Total Liabilities</b>	<b>11,675,742</b>	<b>11,987,533</b>
<b>Deferred Inflows</b>	<b>1,397,672</b>	<b>1,238,069</b>
<b>Net Position</b>		
Net investment in capital assets	5,538,698	4,977,364
Restricted:		
Nonexpendable	3,367,264	3,221,288
Expendable	9,721,386	8,467,425
Unrestricted	6,312,271	5,588,227
<b>Total Net Position</b>	<b>\$ 24,939,619</b>	<b>\$ 22,254,304</b>

The accompanying notes are an integral part of the consolidated financial statements.

UNIVERSITY OF MICHIGAN

**Consolidated Statement of Revenues, Expenses  
and Changes in Net Position**

	<b>Year Ended June 30,</b>	
	<b>2025</b>	<b>2024</b>
	(in thousands)	
<b>Operating Revenues</b>		
Student tuition and fees	\$ 2,442,737	\$ 2,308,263
Less scholarship allowances	651,600	603,351
Net student tuition and fees	1,791,137	1,704,912
Federal grants and contracts	1,408,864	1,331,497
State and local grants and contracts	18,226	17,977
Nongovernmental sponsored programs	285,989	271,490
Sales and services of educational departments	192,697	185,445
Auxiliary enterprises:		
Patient care revenues (net of provision for bad debts of \$293,740 in 2025 and \$220,622 in 2024)	8,746,306	8,019,381
Student residence fees (net of scholarship allowances of \$29,000 in 2025 and \$28,214 in 2024)	143,910	139,628
Other revenues	313,661	275,615
Student loan interest income and fees	1,471	1,789
<b>Total Operating Revenues</b>	<b>12,902,261</b>	<b>11,947,734</b>
<b>Operating Expenses</b>		
Compensation and benefits	8,956,896	8,330,970
Supplies and services	4,465,956	4,022,075
Depreciation	719,931	688,146
Scholarships and fellowships	262,564	229,222
<b>Total Operating Expenses</b>	<b>14,405,347</b>	<b>13,270,413</b>
Operating Loss	(1,503,086)	(1,322,679)
<b>Nonoperating Revenues (Expenses)</b>		
State educational appropriations	424,670	414,207
State supplemental appropriations	69,700	6,271
Federal Pell grants	84,412	65,144
Private gifts for other than capital and endowment purposes	280,115	249,839
Net investment income	3,221,410	1,932,833
Interest expense	(182,371)	(183,440)
<b>Total Nonoperating Revenues, Net</b>	<b>3,897,936</b>	<b>2,484,854</b>
Income Before Other Revenues (Expenses)	2,394,850	1,162,175
<b>Other Revenues (Expenses)</b>		
State capital appropriations	111,386	49,857
Capital gifts and grants	49,013	145,448
Private gifts for permanent endowment purposes	133,246	247,716
Other	(3,180)	8,935
<b>Total Other Revenues, Net</b>	<b>290,465</b>	<b>451,956</b>
Increase in Net Position	2,685,315	1,614,131
Net Position, Beginning of Year	22,254,304	20,713,761
Adoption of GASB 101		(73,588)
Net Position, Beginning of Year, as Restated	22,254,304	20,640,173
<b>Net Position, End of Year</b>	<b>\$ 24,939,619</b>	<b>\$ 22,254,304</b>

The accompanying notes are an integral part of the consolidated financial statements.

UNIVERSITY OF MICHIGAN

**Consolidated Statement of Cash Flows**

	<b>Year Ended June 30,</b>	
	<b>2025</b>	<b>2024</b>
	(in thousands)	
<b>Cash Flows from Operating Activities</b>		
Student tuition and fees	\$ 1,789,789	\$ 1,705,351
Federal, state and local grants and contracts	1,401,576	1,350,249
Nongovernmental sponsored programs	289,732	261,085
Sales and services of educational departments and other	486,608	456,195
Patient care revenues	8,715,320	7,737,256
Student residence fees	142,655	139,028
Payments for compensation and benefits	(8,733,883)	(8,118,277)
Payments to suppliers	(4,447,582)	(4,026,458)
Payments for scholarships and fellowships	(262,564)	(229,222)
Student loans issued	(5,633)	(6,206)
Student loan collections	11,138	13,268
<b>Net Cash Used in Operating Activities</b>	<b>(612,844)</b>	<b>(717,731)</b>
<b>Cash Flows from Noncapital Financing Activities</b>		
State educational appropriations	422,768	410,255
State supplemental appropriations	34,700	6,271
Federal Pell grants	84,412	65,144
Private gifts and other receipts	314,408	514,005
Principal payments on debt	(100,000)	(52,000)
Interest payments on debt	(89,755)	(89,755)
Student direct lending receipts	329,637	310,723
Student direct lending disbursements	(328,909)	(314,844)
Amounts received for annuity and life income funds	10,187	5,066
Amounts paid to annuitants and life beneficiaries and related expenses	(11,587)	(10,848)
<b>Net Cash Provided by Noncapital Financing Activities</b>	<b>665,861</b>	<b>844,017</b>
<b>Cash Flows from Capital and Related Financing Activities</b>		
State capital appropriations	44,662	128,513
Private gifts and other receipts	53,598	49,670
Principal and interest payments on lease and subscription liabilities	(100,916)	(89,235)
Proceeds from issuance of capital debt	57,085	61,725
Principal payments on capital debt	(162,660)	(479,928)
Interest payments on capital debt	(97,915)	(107,480)
Purchases of capital assets	(1,201,185)	(975,561)
Proceeds from sales of capital assets	3,249	3,152
<b>Net Cash Used in Capital and Related Financing Activities</b>	<b>(1,404,082)</b>	<b>(1,409,144)</b>

The accompanying notes are an integral part of the consolidated financial statements.

UNIVERSITY OF MICHIGAN

Consolidated Statement of Cash Flows—Continued

	Year Ended June 30,	
	2025	2024
	(in thousands)	
<b>Cash Flows from Investing Activities</b>		
Interest and dividends on investments, net	278,974	270,691
Proceeds from sales and maturities of investments	10,912,221	10,139,184
Purchases of investments	(9,869,879)	(9,617,470)
Net decrease in cash equivalents from noncurrent investments	184,431	289,948
Net (increase) decrease in fiduciary custodial funds and other	(741)	5,290
<b>Net Cash Provided by Investing Activities</b>	<b>1,505,006</b>	<b>1,087,643</b>
Net Increase (Decrease) in Cash and Cash Equivalents	153,941	(195,215)
Cash and Cash Equivalents, Beginning of Year	554,923	750,138
<b>Cash and Cash Equivalents, End of Year</b>	<b>\$ 708,864</b>	<b>\$ 554,923</b>
<b>Reconciliation of Operating Loss to Net Cash Used in Operating Activities:</b>		
Operating loss	\$ (1,503,086)	\$ (1,322,679)
Adjustments to reconcile operating loss to net cash used in operating activities:		
Depreciation expense	719,931	688,146
Changes in assets and liabilities:		
Accounts receivable, net	(52,929)	(288,500)
Notes and pledges receivable, net	4,895	4,744
Other assets	77,766	(55,870)
Accounts payable	19,120	23,760
Accrued compensation and other	70,014	46,226
Unearned revenue	(15,394)	(3,854)
Insurance and benefits reserves	(84,123)	28,992
Obligations for defined benefit pension plans, net	(3,030)	(50,760)
Obligations for postemployment benefits	(193,087)	313,673
Changes in deferred outflows	185,737	59,530
Changes in deferred inflows	161,342	(161,139)
<b>Net Cash Used in Operating Activities</b>	<b>\$ (612,844)</b>	<b>\$ (717,731)</b>

The accompanying notes are an integral part of the consolidated financial statements.

UNIVERSITY OF MICHIGAN

**University of Michigan Health Plan Holdings, LLC**  
**Discretely Presented Component Unit**  
**Statement of Net Position**

	December 31,	
	2024	2023
	(in thousands)	
<b>Assets</b>		
Current Assets:		
Cash and cash equivalents	\$ 37,656	\$ 65,605
Accounts receivable, net	25,098	18,521
Amounts receivable from the University	22,580	91
Current portion of other assets	3,910	882
Total Current Assets	<u>89,244</u>	<u>85,099</u>
Noncurrent Assets:		
Investments	3,001	2,729
Other assets	415	451
Capital assets, net	3,774	5,935
Total Noncurrent Assets	<u>7,190</u>	<u>9,115</u>
<b>Total Assets</b>	<b><u>96,434</u></b>	<b><u>94,214</u></b>
<b>Liabilities</b>		
Current Liabilities:		
Amounts payable to the University	5,107	6,911
Unearned premiums	3,632	2,764
Prefunding on self-insured accounts	4,887	4,918
Current portion of other liabilities	15,664	13,355
Insurance and benefits reserves	41,527	38,123
Total Current Liabilities	<u>70,817</u>	<u>66,071</u>
Noncurrent Liabilities:		
Other liabilities	161	161
<b>Total Liabilities</b>	<b><u>70,978</u></b>	<b><u>66,232</u></b>
<b>Net Position</b>		
Net investment in capital assets	3,195	5,386
Unrestricted	22,261	22,596
<b>Total Net Position</b>	<b><u>\$ 25,456</u></b>	<b><u>\$ 27,982</u></b>

The accompanying notes are an integral part of the consolidated financial statements.

UNIVERSITY OF MICHIGAN

**University of Michigan Health Plan Holdings, LLC**  
**Discretely Presented Component Unit**  
**Statement of Revenues, Expenses**  
**and Changes in Net Position**

	Year Ended December 31,	
	2024	2023
	(in thousands)	
<b>Operating Revenues</b>		
Gross direct written premiums	\$ 253,728	\$ 269,169
Ceded written premiums	(691)	(1,483)
<b>Total Operating Revenues</b>	<b>253,037</b>	<b>267,686</b>
<b>Operating Expenses</b>		
Losses and loss adjustment expenses, net of reinsurance	223,251	255,516
Compensation and benefits	20,009	17,863
Supplies, services and other	39,709	36,858
Depreciation	2,913	2,802
<b>Total Operating Expenses</b>	<b>285,882</b>	<b>313,039</b>
Operating Loss	(32,845)	(45,353)
<b>Nonoperating Revenues (Expenses)</b>		
Net investment income	3,348	3,832
Interest expense	(29)	(34)
Other		10,075
<b>Total Nonoperating Revenues, net</b>	<b>3,319</b>	<b>13,873</b>
Loss Before Other Revenues	(29,526)	(31,480)
<b>Other Revenues</b>		
Capital contributions	27,000	38,925
<b>Total Other Revenues</b>	<b>27,000</b>	<b>38,925</b>
(Decrease) Increase in Net Position	(2,526)	7,445
Net Position, Beginning of Year	27,982	20,811
Adoption of GASB 101		(274)
Net Position, Beginning of Year, as Restated	27,982	20,537
<b>Net Position, End of Year</b>	<b>\$ 25,456</b>	<b>\$ 27,982</b>

The accompanying notes are an integral part of the consolidated financial statements.

UNIVERSITY OF MICHIGAN

**Statement of Fiduciary Net Position**

	<b>June 30, 2025</b>	
	Custodial Funds	Pension Trust Funds
	(in thousands)	
<b>Assets</b>		
Receivables		\$ 6,297
Investments	\$ 316,831	791,700
<b>Total Assets</b>	<b>316,831</b>	<b>797,997</b>
<b>Liabilities</b>		
Due to individuals and organizations	45,497	850
<b>Total Liabilities</b>	<b>45,497</b>	<b>850</b>
<b>Fiduciary Net Position</b>		
Restricted for:		
Pensions		797,147
Organizations	271,334	
<b>Total Fiduciary Net Position</b>	<b>\$ 271,334</b>	<b>\$ 797,147</b>

	<b>June 30, 2024</b>	
	Custodial Funds	Pension Trust Funds
	(in thousands)	
<b>Assets</b>		
Receivables		\$ 19,286
Investments	\$ 297,665	757,668
<b>Total Assets</b>	<b>297,665</b>	<b>776,954</b>
<b>Liabilities</b>		
Due to individuals and organizations	43,930	1,514
<b>Total Liabilities</b>	<b>43,930</b>	<b>1,514</b>
<b>Fiduciary Net Position</b>		
Restricted for:		
Pensions		775,440
Organizations	253,735	
<b>Total Fiduciary Net Position</b>	<b>\$ 253,735</b>	<b>\$ 775,440</b>

The accompanying notes are an integral part of the consolidated financial statements.

UNIVERSITY OF MICHIGAN

**Statement of Changes in Fiduciary Net Position**

	<b>Year Ended June 30, 2025</b>	
	Custodial Funds	Pension Trust Funds
	(in thousands)	
<b>Additions</b>		
Contributions:		
Organizations	\$ 8,355	
Employer		\$ 20,636
Total contributions	8,355	20,636
Net investment income	14,137	60,373
<b>Total Additions</b>	<b>22,492</b>	<b>81,009</b>
<b>Deductions</b>		
Benefits paid to participants		50,880
Administrative expenses		8,422
Withdrawals	4,893	
<b>Total Deductions</b>	<b>4,893</b>	<b>59,302</b>
Increase in Fiduciary Net Position	17,599	21,707
Fiduciary Net Position, Beginning of Year	253,735	775,440
<b>Fiduciary Net Position, End of Year</b>	<b>\$ 271,334</b>	<b>\$ 797,147</b>

	<b>Year Ended June 30, 2024</b>	
	Custodial Funds	Pension Trust Funds
	(in thousands)	
<b>Additions</b>		
Contributions:		
Organizations	\$ 3,473	
Employer		\$ 19,000
Total contributions	3,473	19,000
Net investment income	16,182	71,980
<b>Total Additions</b>	<b>19,655</b>	<b>90,980</b>
<b>Deductions</b>		
Benefits paid to participants		48,385
Administrative expenses		8,714
Withdrawals	3,144	
<b>Total Deductions</b>	<b>3,144</b>	<b>57,099</b>
Increase in Fiduciary Net Position	16,511	33,881
Fiduciary Net Position, Beginning of Year	237,224	741,559
<b>Fiduciary Net Position, End of Year</b>	<b>\$ 253,735</b>	<b>\$ 775,440</b>

The accompanying notes are an integral part of the consolidated financial statements.

UNIVERSITY OF MICHIGAN

**Notes to Consolidated Financial Statements**

June 30, 2025 and 2024

**Note 1—Organization and Summary of Significant Accounting Policies**

Organization and Basis of Presentation: The University of Michigan (the “University”) is a state-supported institution with an enrollment of over 67,000 students on its three campuses. The consolidated financial statements include the individual schools, colleges and departments, the University’s Academic Medical Center, UM Health (a wholly-owned corporation created to hold and develop the University’s statewide network of hospitals, hospital joint ventures and other hospital affiliations, primarily consisting of UM Health-Sparrow and UM Health-West), Michigan Health Corporation (a wholly-owned corporation created for joint venture and managed care initiatives) and Veritas Insurance Corporation (a wholly-owned captive insurance company). The University also presents financial statements for its discretely presented component unit, University of Michigan Health Plan Holdings, LLC, a health plan providing high quality health care coverage to members across Michigan. While the University is a political subdivision of the state of Michigan, it is not a component unit of the State in accordance with Governmental Accounting Standards Board (“GASB”) Statement No. 14, *The Financial Reporting Entity*. The University is classified as a state instrumentality under Internal Revenue Code Section 115 and a charitable organization under Internal Revenue Code Section 501(c)(3), and is therefore exempt from federal income taxes. Certain activities of the University may be subject to taxation as unrelated business income under Internal Revenue Code Sections 511 to 514.

Within its consolidated financial statements and its discretely presented component unit financial statements, the University reports as a special purpose government entity engaged primarily in business type activities, as defined by GASB, on the accrual basis. Business type activities are those that are financed in whole or in part by fees charged to external parties for goods or services. The University’s fiduciary activities represent those resources for which the University acts as a trustee or custodian, including the UM Health-Sparrow and UM Health-West pension plan trusts which are considered fiduciary component units.

UNIVERSITY OF MICHIGAN

**Notes to Consolidated Financial Statements—Continued**

**Note 1—Organization and Summary of Significant Accounting Policies—Continued**

During 2025, the University adopted GASB Statement No. 101, *Compensated Absences* (“GASB 101”), which establishes a unified recognition and measurement model for compensated absence liabilities. The adoption of GASB 101 has been reflected at the beginning of the earliest period presented in the financial statements, or July 1, 2023, and is summarized as follows:

	June 30, 2023		
	As Previously Reported	GASB 101 Adoption	July 1, 2023 As Restated
	(in thousands)		
Accrued compensation and other	\$ 726,360	\$ 50,228	\$ 776,588
Accrued compensation	\$ 15,324	\$ 23,360	\$ 38,684
Net position	\$ 20,713,761	\$ (73,588)	\$ 20,640,173

Net position is categorized as:

- Net investment in capital assets: Capital assets, net of accumulated depreciation, outstanding principal balances of debt, lease and subscription liabilities, unexpended bond proceeds, deferred outflows and deferred inflows associated with the acquisition, construction or improvement of those assets.
- Restricted:
  - Nonexpendable – Net position subject to externally imposed stipulations that it be maintained permanently. Such net position includes the corpus portion (historical value) of gifts to the University’s permanent endowment funds and certain investment earnings stipulated by the donor to be reinvested permanently.
  - Expendable – Net position subject to externally imposed stipulations that can be fulfilled by actions of the University pursuant to those stipulations or that expire by the passage of time. Such net position includes net appreciation of the University’s permanent endowment funds that have not been stipulated by the donor to be reinvested permanently.
- Unrestricted: Net position not subject to externally imposed stipulations. Unrestricted net position may be designated for specific purposes by action of management or the Board of Regents. Substantially all unrestricted net position is designated for various academic programs, research initiatives and capital projects.

Summary of Significant Accounting Policies: The University considers all highly liquid investments purchased with a maturity of three months or less to be cash equivalents. Cash equivalents representing assets of the University’s endowment, life income and other investments are included in noncurrent investments as these funds are not used for operating purposes.

UNIVERSITY OF MICHIGAN

**Notes to Consolidated Financial Statements—Continued**

**Note 1—Organization and Summary of Significant Accounting Policies—Continued**

Investments are reported in four categories in the statement of net position. Investments reported as endowment, life income and other investments are those funds invested in portfolios that are considered by management to be of a long duration. Investments for student loan and capital activities are those funds that are intended to be used for these specific activities. All other investments are reported as investments for operating activities.

GASB defines fair value and establishes a framework for measuring fair value that includes a three tiered hierarchy of valuation inputs, placing a priority on those which are observable in the market. Observable inputs reflect market data obtained from sources independent of the reporting entity and unobservable inputs reflect the University's own assumptions about how market participants would value an asset or liability based on the best information available. To the extent that valuation is based on models or inputs that are less observable or unobservable in the market, the determination of fair value requires more judgment. The three levels of inputs, of which the first two are considered observable and the last unobservable, are as follows:

- Level 1 – Quoted prices for identical assets or liabilities in active markets that can be accessed at the measurement date
- Level 2 – Other significant observable inputs, either direct or indirect, such as quoted prices for similar assets or liabilities in active markets; quoted prices for identical or similar assets or liabilities in markets that are not active; inputs other than quoted prices that are observable; or market corroborated inputs
- Level 3 – Unobservable inputs

GASB allows for the use of net asset value (“NAV”) as a practical expedient to determine the fair value of nonmarketable investments if the NAV is calculated in a manner consistent with the Financial Accounting Standards Board's measurement principles for investment companies. Investments that use NAV in determining fair value are disclosed separately from the valuation hierarchy as presented in Note 2.

Investments in marketable securities are carried at fair value, as established by the major securities markets. Purchases and sales of investments are accounted for on the trade date basis. Investment income is recorded on the accrual basis. Realized and unrealized gains and losses are reported in investment income.

Investments in nonmarketable limited partnerships are carried at fair value, which is generally established using the NAV provided by the management of the investment partnerships at June 30, 2025 and 2024. The University may also adjust the fair value of these investments based on market conditions, specific redemption terms and restrictions, risk considerations and other factors. As

UNIVERSITY OF MICHIGAN

**Notes to Consolidated Financial Statements—Continued**

**Note 1—Organization and Summary of Significant Accounting Policies—Continued**

these investments are not readily marketable, the estimated value is subject to uncertainty, and therefore, may differ from the value that would have been used had a ready market for the investments existed.

Investments denominated in foreign currencies are translated into U.S. dollar equivalents using year end spot foreign currency exchange rates. Purchases and sales of investments denominated in foreign currencies and related income are translated at spot exchange rates on the transaction dates.

Derivative instruments such as financial futures, forward foreign exchange contracts and interest rate swaps held in investment portfolios, are recorded on the contract date and are carried at fair value using listed price quotations or amounts that approximate fair value. To facilitate trading in financial futures, the University is required to post cash or securities to satisfy margin requirements of the exchange where such futures contracts are listed. The University monitors the required amount of cash and securities on deposit for financial futures transactions and withdraws or deposits cash or securities as necessary.

Accounts receivable are recorded net of an allowance for uncollectible accounts receivable. The allowance is based on management's judgment of potential uncollectible amounts, which includes such factors as historical experience and type of receivable.

The University receives pledges and bequests of financial support from corporations, foundations and individuals. Revenue is recognized when a pledge representing an unconditional promise to give is received and all eligibility requirements, including time requirements, have been met. In the absence of such a promise, revenue is recognized when the gift is received. Permanent endowment pledges do not meet eligibility requirements, as defined by GASB, and are not recorded as assets until the related gift is received.

Unconditional promises to give that are expected to be collected in future years are recorded at the present value of the estimated future cash flows. The discounts on these amounts are computed using risk-free interest rates applicable to the years in which the promises are made, commensurate with expected future payments. An allowance for uncollectible pledges receivable is provided based on management's judgment of potential uncollectible amounts and includes such factors as prior collection history, type of gift and nature of fundraising.

Capital assets are recorded at cost or, if donated, at acquisition value at the date of donation. Depreciation of capital assets is provided on a straight-line method over the estimated useful lives of the respective assets, which generally range from three to fifty years. Right-to-use assets are recorded at the present value of payments expected to be made during the related term using discount rates which are based upon the University's incremental borrowing rates, and are

UNIVERSITY OF MICHIGAN

**Notes to Consolidated Financial Statements—Continued**

**Note 1—Organization and Summary of Significant Accounting Policies—Continued**

depreciated over the shorter of the related term or the expected useful life of the underlying asset. The University does not capitalize works of art or historical treasures that are held for exhibition, education, research or public service, as these collections are neither disposed of for financial gain nor encumbered in any way.

Deferred outflows represent the consumption of net assets attributable to a future period and are primarily associated with the University's obligations for postemployment benefits, debt and derivative activity, and the defined benefit pension plans for UM Health-Sparrow and UM Health-West.

Unearned revenue consists primarily of cash received from grant and contract sponsors which has not yet been earned under the terms of the agreement. Unearned revenue also includes amounts received in advance of an event, such as student tuition and advance ticket sales related to future fiscal years.

The University holds life income funds for beneficiaries of the pooled income fund, charitable remainder trusts and the gift annuity program. These funds generally pay lifetime income to beneficiaries, after which the principal is made available to the University in accordance with donor intentions. All life income fund assets, including those held in trust, are recorded at fair value. The present value of estimated future payments due to life income beneficiaries is recorded as a liability.

Deferred inflows represent the acquisition of net assets attributable to a future period and are primarily associated with the University's obligations for postemployment benefits, the defined benefit pension plans for UM Health-Sparrow and UM Health-West, and irrevocable split-interest agreements.

For donor restricted endowments, the Uniform Prudent Management of Institutional Funds Act, as adopted in Michigan, permits the Board of Regents to appropriate amounts for endowment spending rule distributions as is considered prudent. The University's policy is to retain net realized and unrealized appreciation with the endowment after spending rule distributions. Net appreciation of permanent endowment funds, which totaled \$4,804,342,000 and \$4,001,852,000 at June 30, 2025 and 2024, respectively, is recorded in restricted expendable net position. The University's endowment spending rule is further discussed in Note 2.

The University's policy for defining operating activities as reported on the statement of revenues, expenses and changes in net position are those that generally result from exchange transactions such as payments received for providing services and payments made for services or goods received. Nearly all of the University's expenses result from exchange transactions.

UNIVERSITY OF MICHIGAN

**Notes to Consolidated Financial Statements—Continued**

**Note 1—Organization and Summary of Significant Accounting Policies—Continued**

Student tuition and residence fees are presented net of scholarships and fellowships applied to student accounts, while stipends and other payments made directly to students are presented as scholarship and fellowship expenses.

Patient care revenues are reported net of contractual allowances and bad debt expenses. Contractual allowances are estimated based on agreements with third-party payers that provide payments for patient care services at amounts different from established rates. These allowances are subject to the laws and regulations governing the federal and state programs and post-payment audits, and adjusted in future periods as final settlements are determined. Patient care services are primarily provided through the University's health system, which includes University Health Service, which offers health care services to students, faculty and staff, and Dental Faculty Associates, which offers dental care services performed by faculty dentists.

Patient care services are provided to patients who meet certain criteria under the University's charity care policies without charge or at amounts less than its established rates. Accordingly, charity care is not reported as revenue in the accompanying statement of revenues, expenses and changes in net position. Charges forgone for charity care services totaled \$214,379,000 and \$160,688,000 in 2025 and 2024, respectively.

Other auxiliary enterprise revenues primarily represent revenues generated by intercollegiate athletics, parking, student unions and student publications.

Certain significant revenue streams relied upon for operations result from nonexchange transactions and are recorded as nonoperating revenues including state appropriations, federal Pell grants, gifts and investment income.

State supplemental appropriations provide additional support for the University's various mission related activities and include funding for such items as the Electric Vehicle Center, semiconductor research and critical incident mapping.

The preparation of financial statements in conformity with accounting principles generally accepted in the United States of America requires management to make estimates and assumptions that affect amounts reported in the financial statements and accompanying notes. Actual results could differ from those estimates. The most significant areas that require management estimates relate to self-insurance and benefits obligations.

Reclassifications: Certain prior year amounts have been reclassified to conform with current year presentations.

UNIVERSITY OF MICHIGAN

**Notes to Consolidated Financial Statements—Continued**

**Note 2—Cash and Investments**

Summary: The University maintains centralized management for substantially all of its cash and investments.

Working capital of individual University units is primarily invested in the University Investment Pool (“UIP”). Together with the University’s current portion of insurance and benefits reserves, the UIP is invested in the Daily and Monthly Portfolios, which are principally invested in investment-grade money market securities, U.S. government and other fixed income securities, and absolute return strategies.

The University collectively invests substantially all of the assets of its endowment funds along with the noncurrent portion of its insurance and benefits reserves, charitable remainder trusts and gift annuity program in the Long Term Portfolio. The longer investment horizon of the Long Term Portfolio allows for an equity-oriented strategy to achieve higher expected returns over time, and permits the use of less liquid alternative investments, providing for equity diversification beyond the stock markets. The Long Term Portfolio includes investments in domestic and non-U.S. stocks and bonds, commingled funds and limited partnerships consisting of venture capital, absolute return strategies, private equity, real estate, infrastructure and natural resources.

The University also separately invests certain endowments and charitable remainder trusts, unexpended bond proceeds and other funds outside of the Daily, Monthly and Long Term Portfolios.

The University holds invested funds as a result of agency relationships with various groups that are considered fiduciary in nature. Funds received are invested in either the UIP, or the University Endowment Fund (“UEF”), a commingled pool invested entirely in the Long Term Portfolio. The University establishes the fair value of the UIP at \$1.00 per share and any participant in the pool may purchase or redeem shares at that price. The University determines the fair value of UEF shares at the end of each calendar quarter based on the fair value of the pool. Participants may purchase or redeem UEF shares at fair value at each valuation date, subject to minimum holding and notice requirements.

Given the commingled nature of the underlying pools in which the UIP and UEF invest, unitized shares are not specifically associated with individual investments. Therefore, the University’s investment activities as presented within the consolidated statement of cash flows as well as this note are presented gross, with a corresponding adjustment to remove the fiduciary custodial activities that are presented within the statement of fiduciary net position and statement of changes in fiduciary net position.

UNIVERSITY OF MICHIGAN

**Notes to Consolidated Financial Statements—Continued**

**Note 2—Cash and Investments—Continued**

Authorizations: The University's investment policies are governed and authorized by University Bylaws and the Board of Regents. The approved asset allocation policy for the Long Term Portfolio sets general targets for both equities and fixed income securities. Since diversification is a fundamental risk management strategy, the Long Term Portfolio is broadly diversified within these general categories.

The endowment spending rule provides for distributions from the UEF to the participants that benefit from the endowment fund. The annual distribution rate is 4.5 percent of the one-quarter lagged seven year moving average fair value of fund shares. To protect endowment principal in the event of a prolonged market downturn, distributions are limited to 5.3 percent of the current fair value of fund shares. Distributions are also made from the UIP based on the 90-day U.S. Treasury Bill rate. The University's costs to administer and grow the UEF and UIP are funded by investment returns.

Cash and Cash Equivalents: Cash and cash equivalents, which totaled \$708,864,000 and \$554,923,000 at June 30, 2025 and 2024, respectively, represent cash and short-term money market investments in mutual funds, overnight collective funds managed by the University's custodian or short-term highly liquid investments registered as securities and held by the University or its agents in the University's name. Of its cash and cash equivalents, the University had actual cash balances in its bank accounts in excess of federal deposit insurance limits in the amount of \$183,514,000 and \$205,867,000 at June 30, 2025 and 2024, respectively.

UNIVERSITY OF MICHIGAN

**Notes to Consolidated Financial Statements—Continued**

**Note 2—Cash and Investments—Continued**

Cash and cash equivalents include certain securities that are subject to the leveling requirements defined by GASB. Level 1 securities, which primarily consist of money market funds and U.S. government securities, totaled \$109,462,000 and \$67,806,000 at June 30, 2025 and 2024, respectively. Level 2 securities, which primarily consist of commercial paper and repurchase agreements, totaled \$78,831,000 and \$5,959,000 at June 30, 2025 and 2024, respectively.

Investments: At June 30, 2025 and 2024, the University’s investments, which are held by the University or its agents in the University’s name, are summarized as follows:

	<b>2025</b>	<b>2024</b>
	(in thousands)	
Cash equivalents, noncurrent	\$ 103,748	\$ 284,549
Equity securities	975,835	666,983
Fixed income securities	4,260,237	4,816,362
Commingled funds	3,476,384	3,277,662
Nonmarketable alternative investments	17,153,118	15,105,629
Other investments	10,263	12,077
	25,979,585	24,163,262
Less fiduciary custodial funds	316,831	297,665
	\$ 25,662,754	\$ 23,865,597

UNIVERSITY OF MICHIGAN

Notes to Consolidated Financial Statements—Continued

Note 2—Cash and Investments—Continued

At June 30, 2025 and 2024, the fair value of the University’s investments based on the inputs used to value them is summarized as follows:

	2025				Total Fair Value
	Level 1	Level 2	Level 3 (in thousands)	NAV	
Cash equivalents, noncurrent	\$ 103,748	-	-	-	\$ 103,748
Equity securities:					
Domestic	246,529	\$ 1,087	\$ 95,615		343,231
Foreign	629,988		2,616		632,604
	876,517	1,087	98,231	-	975,835
Fixed income securities:					
U.S. Treasury	2,196,924				2,196,924
U.S. government agency		265,014			265,014
Corporate and other		1,785,749	12,550		1,798,299
	2,196,924	2,050,763	12,550	-	4,260,237
Commingled funds:					
Absolute return				\$ 1,993,298	1,993,298
Domestic equities	297,515			373,821	671,336
Global equities				478,355	478,355
U.S. fixed income	298,048				298,048
Other	35,347				35,347
	630,910	-	-	2,845,474	3,476,384
Nonmarketable alternative investments:					
Venture capital			1,226,224	5,931,059	7,157,283
Absolute return			18,246	2,424,213	2,442,459
Private equity				2,385,066	2,385,066
Real estate				1,715,962	1,715,962
Infrastructure				2,256,884	2,256,884
Natural resources			142,674	1,052,790	1,195,464
	-	-	1,387,144	15,765,974	17,153,118
Other investments	3,717	(793)	7,339	-	10,263
	\$ 3,811,816	\$ 2,051,057	\$ 1,505,264	\$ 18,611,448	25,979,585
Less fiduciary custodial funds					316,831
					<u>\$ 25,662,754</u>

UNIVERSITY OF MICHIGAN

Notes to Consolidated Financial Statements—Continued

Note 2—Cash and Investments—Continued

	2024				Total Fair Value
	Level 1	Level 2	Level 3 (in thousands)	NAV	
Cash equivalents, noncurrent	\$ 284,549	-	-	-	\$ 284,549
Equity securities:					
Domestic	236,438		\$ 72,084		308,522
Foreign	357,112		1,349		358,461
	593,550	-	73,433	-	666,983
Fixed income securities:					
U.S. Treasury	2,559,748				2,559,748
U.S. government agency		\$ 263,899			263,899
Corporate and other		1,977,381	15,334		1,992,715
	2,559,748	2,241,280	15,334	-	4,816,362
Commingled funds:					
Absolute return				\$ 1,901,986	1,901,986
Domestic equities	256,189			386,484	642,673
Global equities				426,063	426,063
U.S. fixed income	288,406				288,406
Other	18,534				18,534
	563,129	-	-	2,714,533	3,277,662
Nonmarketable alternative investments:					
Venture capital			559,333	4,866,380	5,425,713
Absolute return			20,333	2,461,225	2,481,558
Private equity				2,452,422	2,452,422
Real estate				1,659,620	1,659,620
Infrastructure				1,468,651	1,468,651
Natural resources			184,856	1,432,809	1,617,665
	-	-	764,522	14,341,107	15,105,629
Other investments	3,571	-	8,506	-	12,077
	\$ 4,004,547	\$ 2,241,280	\$ 861,795	\$ 17,055,640	24,163,262
Less fiduciary custodial funds					297,665
					<u>\$ 23,865,597</u>

Investments categorized as Level 1 are valued using prices quoted in active markets for those securities. Equity securities categorized as Level 3 represent investments in start-up or venture companies. Fixed income securities categorized as Level 2 represent investments valued using a matrix pricing technique, which values debt securities based on their relationship to a benchmark and the relative spread to that benchmark. Fixed income securities categorized as Level 3 represent debt investments with select venture funded University faculty start-ups. Nonmarketable alternative investments categorized as Level 3 primarily represent direct investments which are valued using models that rely on inputs which are unobservable in the market. The net unrealized gain on the University's investments during the period was \$2,840,621,000 and \$1,480,640,000 for the years ended June 30, 2025 and 2024, respectively.

UNIVERSITY OF MICHIGAN

**Notes to Consolidated Financial Statements—Continued**

**Note 2—Cash and Investments—Continued**

The University's investment strategy incorporates certain financial instruments that involve, to varying degrees, elements of market risk and credit risk in excess of amounts recorded in the financial statements. Market risk is the potential for changes in the value of financial instruments due to market changes, including interest and foreign exchange rate movements and fluctuations embodied in forwards, futures and commodity or security prices. Market risk is directly impacted by the volatility and liquidity of the markets in which the underlying assets are traded. Credit risk is the possibility that a loss may occur due to the failure of a counterparty to perform according to the terms of the contract. The University's risk of loss in the event of a counterparty default is typically limited to the amounts recognized in the statement of net position and is not represented by the contract or notional amounts of the instruments.

Fixed income securities have inherent financial risks, including credit risk and interest rate risk. Credit risk for fixed income securities is the risk that the issuer will not fulfill its obligations. Nationally recognized statistical rating organizations ("NRSROs"), such as S&P Global and Moody's, assign credit ratings to security issues and issuers that indicate a measure of potential credit risk to investors. Fixed income securities considered investment grade are those rated at least BBB by S&P Global and Baa by Moody's. To manage credit risk, the University specifies minimum average and minimum absolute quality NRSRO ratings for securities held pursuant to its management agreements.

The University minimizes concentration of credit risk, the risk of a large loss attributed to the magnitude of the investment in a single issuer of fixed income securities, by diversifying its fixed income issues and issuers and holding U.S. Treasury securities which are considered to have minimal credit risk. The University also manages this risk at the account level by limiting each fixed income manager's holding of any non-U.S. government issuer to 5 percent of the value of the investment account.

Interest rate risk is the risk that changes in interest rates will adversely affect the fair value of fixed income securities. Effective duration, a commonly used measure of interest rate risk, incorporates a security's yield, coupon, final maturity, call features and other embedded options into one number expressed in years that indicates how price-sensitive a security or portfolio of securities is to changes in interest rates. The effective duration of a security or portfolio indicates the approximate percentage change in fair value expected for a one percent change in interest rates. The longer the duration, the more sensitive the security or portfolio is to changes in interest rates. The weighted average effective duration of the University's fixed income securities was 2.5 years at both June 30, 2025 and 2024. The University manages the effective duration of its fixed income securities at the account level, where fixed income managers generally may not deviate from the duration of their respective benchmarks by more than 25 percent. The Monthly Portfolio held positions in bond futures at June 30, 2025 and 2024, which are used to adjust the duration of cash equivalents and the fixed income portion of the portfolios.

UNIVERSITY OF MICHIGAN

Notes to Consolidated Financial Statements—Continued

Note 2—Cash and Investments—Continued

The composition of fixed income securities at June 30, 2025 and 2024, along with credit quality and effective duration measures, is summarized as follows:

	2025					Duration (in years)
	U.S. Government	Investment Grade	Non- Investment Grade (in thousands)	Not Rated	Total	
U.S. Treasury	\$ 2,185,149				\$ 2,185,149	2.1
U.S. Treasury inflation protected	11,775				11,775	5.0
U.S. government agency	259,508			\$ 5,506	265,014	3.4
Mortgage backed		\$ 93,706		19,416	113,122	2.4
Asset backed		254,347	\$ 1,706	200	256,253	2.3
Corporate and other		1,350,314	13,048	65,562	1,428,924	2.9
	\$ 2,456,432	\$ 1,698,367	\$ 14,754	\$ 90,684	\$ 4,260,237	2.5

	2024					Duration (in years)
	U.S. Government	Investment Grade	Non- Investment Grade (in thousands)	Not Rated	Total	
U.S. Treasury	\$ 2,543,770				\$ 2,543,770	2.2
U.S. Treasury inflation protected	15,978				15,978	5.2
U.S. government agency	263,899				263,899	3.4
Mortgage backed		\$ 70,775		\$ 15,183	85,958	2.3
Asset backed		342,046		1,203	343,249	2.2
Corporate and other		1,508,857	\$ 15,129	39,522	1,563,508	2.9
	\$ 2,823,647	\$ 1,921,678	\$ 15,129	\$ 55,908	\$ 4,816,362	2.5

Of the University’s fixed income securities, 98 percent and 99 percent were rated investment grade or better at June 30, 2025 and 2024, respectively, and 71 percent and 73 percent of these securities consisted of either U.S. Treasury and government agencies or non-U.S. government securities rated AAA/Aaa at June 30, 2025 and 2024, respectively.

Commingled (pooled) funds include Securities and Exchange Commission regulated mutual funds and externally managed funds, limited partnerships and corporate structures which are generally unrated and unregulated. Certain commingled funds may use derivatives, short positions and leverage as part of their investment strategy. These investments are structured to limit the University’s risk exposure to the amount of invested capital.

UNIVERSITY OF MICHIGAN

Notes to Consolidated Financial Statements—Continued

Note 2—Cash and Investments—Continued

Nonmarketable alternative investments consist of limited partnerships and similar vehicles involving an advance commitment of capital called by the general partner as needed and distributions of capital and return on invested capital as underlying strategies are concluded during the life of the partnership. There is not an active secondary market for these alternative investments, which are generally unrated and unregulated, and the liquidity of these investments is dependent on actions taken by the general partner. The University’s limited partnerships are diversified in terms of manager selection, industry and geographic focus. At June 30, 2025 and 2024, no individual partnership investment represented 5 percent or more of total investments.

Absolute return strategies in the commingled funds and nonmarketable alternative investments classifications include long/short stock programs, merger arbitrage, intra-capital structure arbitrage and distressed debt investments. The goal of absolute return strategies is to provide, in aggregate, a return that is consistently positive and uncorrelated with the overall market.

The University’s investments in commingled funds and nonmarketable alternative investments are contractual agreements that may limit the ability to initiate redemptions due to notice periods, lock-ups and gates. Additional information about current redemption terms and outstanding commitments at June 30, 2025 is summarized as follows (amounts in thousands):

	Fair Value	Remaining Life	Outstanding Commitments	Redemption Terms	Redemption Notice
Commingled funds	\$ 3,476,384	N/A	\$ -	Daily, monthly, quarterly and annually, with varying notice periods	Lock-up provisions range from none to five years
Nonmarketable alternative investments	\$ 17,153,118	1-12 years	\$ 4,510,888	Ineligible for redemption	N/A

Commingled funds have liquidity (redemption) provisions, which enable the University to make full or partial withdrawals with notice, subject to restrictions on the timing and amount. Of the University’s commingled funds at June 30, 2025 and 2024, 74 percent and 86 percent, respectively, are redeemable within one year, with 57 percent and 43 percent, respectively, redeemable within 90 days under normal market conditions. The remaining amounts are redeemable beyond one year, with redemption of certain funds dependent on disposition of the underlying assets. The University’s committed but unpaid obligation to nonmarketable alternative investments is further discussed in Note 14.

UNIVERSITY OF MICHIGAN

**Notes to Consolidated Financial Statements—Continued**

**Note 2—Cash and Investments—Continued**

The University participates in non-U.S. developed and emerging markets through commingled funds invested in non-U.S./global equities and absolute return strategies. Although all of these funds are reported in U.S. dollars, price changes of the underlying securities in local markets as well as changes to the value of local currencies relative to the U.S. dollar are embedded in investment returns. In addition, a portion of the University’s equity securities and nonmarketable alternative investments are denominated in foreign currencies, which must be settled in local (non-U.S.) currencies.

Foreign exchange risk is the risk that investments denominated in foreign currencies may lose value due to adverse fluctuations in the value of the U.S. dollar relative to foreign currencies. Forward foreign currency contracts are typically used to manage the risks related to fluctuations in currency exchange rates between the time of purchase or sale and the actual settlement of foreign securities. Various investment managers acting for the University use forward foreign exchange contracts in risk-based transactions to carry out their portfolio strategies and are subject to agreements that provide minimum diversification and maximum exposure limits by country and currency.

The value of the University’s non-U.S. dollar holdings, net of the value of the outstanding forward foreign exchange contracts, totaled \$1,672,435,000 or 6 percent of total investments at June 30, 2025, and \$1,522,932,000 or 6 percent of total investments at June 30, 2024, and is summarized as follows:

	<b>2025</b>	<b>2024</b>
	(in thousands)	
Euro	\$ 1,177,033	\$ 978,374
British pound sterling	276,605	237,848
Swedish krona	87,545	136,889
Danish krone	52,108	22,159
Japanese yen	18,743	93,622
Canadian dollar	17,005	32,578
Other	43,396	21,462
	\$ 1,672,435	\$ 1,522,932

UNIVERSITY OF MICHIGAN

**Notes to Consolidated Financial Statements—Continued**

**Note 3—Accounts Receivable**

The composition of accounts receivable at June 30, 2025 and 2024 is summarized as follows:

	<b>2025</b>	<b>2024</b>
	(in thousands)	
Patient care	\$ 1,363,958	\$ 1,312,964
Sponsored programs	249,003	216,201
State appropriations, educational and capital	79,710	77,889
Student accounts	50,330	47,261
Other	97,245	101,534
	1,840,246	1,755,849
Less allowance for uncollectible accounts receivable:		
Patient care	236,267	198,077
All other	22,555	24,088
	\$ 1,581,424	\$ 1,533,684

UNIVERSITY OF MICHIGAN

**Notes to Consolidated Financial Statements—Continued**

**Note 4—Notes and Pledges Receivable**

The composition of notes and pledges receivable at June 30, 2025 and 2024 is summarized as follows:

	<b>2025</b>	<b>2024</b>
	(in thousands)	
Notes:		
Federal student loan programs	\$ 30,836	\$ 35,110
University student loan funds	14,915	15,032
Other	4,929	5,239
	50,680	55,381
Less allowance for uncollectible notes	3,100	3,100
Total notes receivable, net	47,580	52,281
Gift pledges:		
Capital	182,183	189,084
Operations	272,591	189,749
	454,774	378,833
Less:		
Allowance for uncollectible pledges	10,774	9,404
Unamortized discount to present value	14,711	10,602
Total pledges receivable, net	429,289	358,827
Total notes and pledges receivable, net	476,869	411,108
Less current portion	131,347	120,910
	\$ 345,522	\$ 290,198

The principal repayment and interest rate terms of federal and University loans vary considerably. The allowance for uncollectible notes only applies to University funded loans and the University portion of federal student loans, as the University is not obligated to fund the federal portion of uncollected student loans. Federal loan programs are funded principally with federal advances to the University under the Perkins and various health professions loan programs.

UNIVERSITY OF MICHIGAN

**Notes to Consolidated Financial Statements—Continued**

**Note 4—Notes and Pledges Receivable—Continued**

Payments on pledges receivable at June 30, 2025 are expected to be received in the following years ended June 30 (in thousands):

2026	\$ 125,590
2027	76,266
2028	58,250
2029	51,139
2030	30,237
2031 and after	113,292
	<hr/>
	\$ 454,774

Permanent endowment pledges do not meet eligibility requirements, as defined by GASB, until the related gift is received. Accordingly, permanent endowment pledges totaling \$217,155,000 and \$164,342,000 at June 30, 2025 and 2024, respectively, are not reflected within the accompanying consolidated financial statements. In addition, bequest intentions and other conditional promises are not recognized as assets until the specified conditions are met due to uncertainties with regard to their realizability and valuation.

UNIVERSITY OF MICHIGAN

**Notes to Consolidated Financial Statements—Continued**

**Note 5—Capital Assets**

Capital assets activity for the years ended June 30, 2025 and 2024 is summarized as follows:

	<b>2025</b>			Ending Balance
	Beginning Balance	Additions	Retirements	
	(in thousands)			
Land	\$ 254,120	\$ 85,980	\$ 45	\$ 340,055
Land improvements	203,130	9,620	1,616	211,134
Infrastructure	265,696	325		266,021
Buildings	11,657,681	450,730	97,668	12,010,743
Construction in progress	1,151,194	497,624		1,648,818
Equipment	3,057,187	210,840	118,532	3,149,495
Library materials	807,792	27,405		835,197
Right-to-use assets	565,253	155,726	35,270	685,709
	17,962,053	1,438,250	253,131	19,147,172
Less accumulated depreciation:				
Land improvements	159,077	9,443	1,615	166,905
Infrastructure	217,670	5,804		223,474
Buildings	6,704,551	412,382	97,524	7,019,409
Equipment	2,383,703	174,217	112,706	2,445,214
Library materials	673,628	26,628		700,256
Right-to-use assets	252,737	91,457	35,667	308,527
	10,391,366	719,931	247,512	10,863,785
	<u>\$ 7,570,687</u>	<u>\$ 718,319</u>	<u>\$ 5,619</u>	<u>\$ 8,283,387</u>

UNIVERSITY OF MICHIGAN

Notes to Consolidated Financial Statements—Continued

Note 5—Capital Assets—Continued

	2024			Ending Balance
	Beginning Balance	Additions	Retirements	
	(in thousands)			
Land	\$ 180,034	\$ 74,269	\$ 183	\$ 254,120
Land improvements	187,505	16,606	981	203,130
Infrastructure	265,252	517	73	265,696
Buildings	11,426,340	284,115	52,774	11,657,681
Construction in progress	658,744	492,450		1,151,194
Equipment	2,944,250	203,403	90,466	3,057,187
Library materials	782,372	25,420		807,792
Right-to-use assets	505,578	82,858	23,183	565,253
	16,950,075	1,179,638	167,660	17,962,053
Less accumulated depreciation:				
Land improvements	151,290	8,731	944	159,077
Infrastructure	211,759	5,943	32	217,670
Buildings	6,368,609	384,451	48,509	6,704,551
Equipment	2,292,950	177,321	86,568	2,383,703
Library materials	647,208	26,420		673,628
Right-to-use assets	189,186	85,280	21,729	252,737
	9,861,002	688,146	157,782	10,391,366
	\$ 7,089,073	\$ 491,492	\$ 9,878	\$ 7,570,687

The increase in construction in progress of \$497,624,000 in 2025 represents the amount of capital expenditures for new projects of \$1,170,001,000 net of assets placed in service of \$672,377,000. The increase in construction in progress of \$492,450,000 in 2024 represents the amount of capital expenditures for new projects of \$980,290,000 net of assets placed in service of \$487,840,000.

UNIVERSITY OF MICHIGAN

Notes to Consolidated Financial Statements—Continued

Note 6—Long-term Debt

Long-term debt at June 30, 2025 and 2024 is summarized as follows:

	2025	2024
	(in thousands)	
Commercial paper:		
Tax-exempt, variable rate (3.04%)*	\$ 124,230	\$ 128,265
Taxable, variable rate (4.42%)*	118,810	61,725
General revenue bonds:		
Series 2022A, taxable, 3.504% to 4.454% through 2122	1,700,000	1,700,000
Series 2022B, taxable, 3.504% through 2052	300,000	300,000
Series 2022C, taxable, 2.977% to 3.599% through 2047	407,385	410,335
Series 2022D, 5.00% through 2033	54,385	54,865
unamortized premium	9,321	10,820
Series 2020A, 4.00% to 5.00% through 2050	122,140	130,485
unamortized premium	25,747	28,095
Series 2020B, taxable, 1.004% to 2.562% through 2050	750,025	850,025
Series 2019A, 5.00% through 2036	93,860	104,220
unamortized premium	10,401	12,661
Series 2019B, taxable, 2.966% to 3.416% through 2029	7,285	8,975
Series 2018A, 4.00% to 5.00% through 2048	118,180	121,360
unamortized premium	12,045	12,975
Series 2017A, 4.86% to 5.00% through 2035	174,430	202,700
unamortized premium	24,065	26,739
Series 2015, 4.00% to 5.00% through 2035	102,640	107,845
unamortized premium	11,397	12,483
Series 2014A, 4.25% to 5.00% through 2030	14,400	16,730
unamortized premium	1,017	1,116
Series 2013A, 2.75% to 4.00% through 2029	28,235	36,015
unamortized premium	290	456
Series 2012A, variable rate (1.72%)* through 2036	50,000	50,000
Series 2012B, variable rate (3.90%)* through 2042	65,000	65,000
Series 2012D-1, variable rate through 2025 with partial swap to fixed through 2025		15,625
Series 2012D-2, variable rate (1.45%)* through 2030 with partial swap to fixed through 2026	28,420	33,840
Series 2010A, taxable Build America Bonds, 5.513% to 5.593% through 2040	155,185	155,860
Series 2010D, taxable Build America Bonds, 4.206% to 5.333% through 2041	141,620	143,330
Series 2009B, variable rate (3.04%)* through 2039	118,710	118,710
Series 2008A, variable rate through 2038		57,085
Series 2008B, variable rate (1.72%)* through 2028 with partial swap to fixed through 2026	24,555	32,075
	4,793,778	5,010,415
Less:		
Commercial paper and current portion of bonds payable	355,557	402,592
Long-term bonds payable subject to remarketing	274,640	343,770
	<u>\$ 4,163,581</u>	<u>\$ 4,264,053</u>

\* Denotes variable rate at June 30, 2025

UNIVERSITY OF MICHIGAN

Notes to Consolidated Financial Statements—Continued

Note 6—Long-term Debt—Continued

The University’s variable rate bonds have remarketing features which allow bondholders to put debt back to the University. Accordingly, these variable rate bonds are classified as current unless supported by liquidity agreements, such as lines of credit or standby bond purchase agreements, which can refinance the debt on a long-term basis.

In connection with certain issues of variable rate debt, the University has entered into floating-to-fixed interest rate swaps to convert all or a portion of the associated variable rate debt to synthetic fixed rates to protect against the potential of rising interest rates. Information about the University’s interest rate swaps is discussed in Note 7.

Long-term debt activity for the years ended June 30, 2025 and 2024 is summarized as follows:

<b>2025</b>				
	Beginning Balance	Additions	Reductions	Ending Balance
	(in thousands)			
Commercial paper	\$ 189,990	\$ 57,085	\$ 4,035	\$ 243,040
General revenue bonds	4,820,425		269,687	4,550,738
	<u>\$ 5,010,415</u>	<u>\$ 57,085</u>	<u>\$ 273,722</u>	<u>\$ 4,793,778</u>
<b>2024</b>				
	Beginning Balance	Additions	Reductions	Ending Balance
	(in thousands)			
Commercial paper	\$ 132,415	\$ 61,725	\$ 4,150	\$ 189,990
Bonds:				
General revenues	4,996,712		176,287	4,820,425
Michigan Finance Authority hospital revenue bonds	273,960		273,960	-
Line of credit	52,000		52,000	-
Other	-	60,373	60,373	-
	<u>\$ 5,455,087</u>	<u>\$ 122,098</u>	<u>\$ 566,770</u>	<u>\$ 5,010,415</u>

The University maintains a combination of variable and fixed rate debt supported by general revenues, with effective interest rates that averaged 3.5 percent and 3.6 percent in 2025 and 2024, respectively.

UNIVERSITY OF MICHIGAN

**Notes to Consolidated Financial Statements—Continued**

**Note 6—Long-term Debt—Continued**

The University utilizes commercial paper to provide interim financing for its capital improvement program. The Board of Regents has authorized the issuance of up to \$300,000,000 in commercial paper backed by a general revenue pledge. Outstanding commercial paper debt is converted to long-term debt financing, as appropriate, within the normal course of business.

During 2025, the University issued \$57,085,000 of taxable commercial paper. Total proceeds of \$57,085,000 were used to refund the remaining portion of General Revenue Bonds Series 2008A, which had an interest rate of 3.5 percent at June 15, 2025 and a final maturity date of April 1, 2038. As a result of this refunding, the University increased its aggregate debt service payments over the next 13 years by \$5,972,000, resulting in a present value economic loss of \$4,684,000.

During 2024, the University issued \$61,725,000 of taxable commercial paper. Total proceeds of \$61,725,000 were used to refund the remaining portion of General Revenue Bonds Series 2019C, which had an interest rate of 4.0 percent at March 29, 2024 and a final maturity date of April 1, 2049. As a result of this refunding, the University increased its aggregate debt service payments over the next 25 years by \$15,860,000, resulting in a present value economic loss of \$9,828,000.

During 2024, the University used existing resources of \$102,460,000 to retire Michigan Finance Authority Hospital Revenue Bonds Series 2017A and 2017B. The University also established three escrow funds using existing resources of \$154,717,000 to legally defease \$65,565,000 of Michigan Finance Authority Hospital Revenue Bonds Series 2015, \$76,700,000 of Michigan Finance Authority Hospital Revenue Bonds Series 2022A and \$11,030,000 of Michigan Finance Authority Hospital Revenue Bonds Series 2022B, resulting in a gain on defeasance of \$23,447,000 which was recognized into other nonoperating revenues.

During 2024, the University acquired three separate legal entities to facilitate the purchase of property in connection with its Central Campus Residential Development project. This acquisition resulted in an increase to capital assets of \$59,923,000 and debt of \$60,373,000. The University utilized existing resources to fully extinguish the debt associated with the acquisition of these entities during 2024.

Deferred outflows and deferred inflows associated with the University's refunding activity totaled \$27,348,000 and \$35,863,000, respectively, at June 30, 2025 and \$29,185,000 and \$39,550,000, respectively, at June 30, 2024. The outstanding balance of these deferred outflows and deferred inflows will be amortized into interest expense over the remaining life of the refunded bonds.

UNIVERSITY OF MICHIGAN

**Notes to Consolidated Financial Statements—Continued**

**Note 6—Long-term Debt—Continued**

Debt obligations are generally callable by the University and mature at various dates through fiscal 2122. Principal maturities, including interest on debt obligations, based on scheduled bond maturities for the next five years and in subsequent five-year periods are as follows:

	Principal	Interest* (in thousands)	Total
2026	\$ 345,195	\$ 171,263	\$ 516,458
2027	145,010	166,885	311,895
2028	111,255	161,502	272,757
2029	90,990	156,647	247,637
2030	156,485	152,486	308,971
2031-2035	487,730	693,586	1,181,316
2036-2040	795,955	594,414	1,390,369
2041-2045	195,145	481,455	676,600
2046-2050	371,730	452,697	824,427
2051-2055	800,000	323,304	1,123,304
2056-2120		3,474,120	3,474,120
2121-2122	1,200,000	106,896	1,306,896
Total payments	4,699,495	\$ 6,935,255	\$ 11,634,750
Plus unamortized premiums	94,283		
	<u>\$ 4,793,778</u>		

\* Interest on variable rate debt is estimated based on rates in effect at June 30, 2025; amounts do not reflect federal subsidies to be received for Build America Bonds interest

The University maintains six lines of credit which totaled \$2,040,000,000 and were entirely unused at June 30, 2025 and 2024. In accordance with GASB requirements, these lines of credit do not qualify to support the noncurrent classification of variable rate bonds payable subject to remarketing.

If all of the variable rate bonds subject to remarketing were put back to the University on July 1, 2025, and these existing unsecured lines of credit were not extended upon their current expiration dates, the total principal payments due in 2026 would increase to \$422,705,000, total principal payments due in 2027 would increase to \$278,170,000, total principal payments due in 2028 would increase to \$119,715,000, total principal payments due in 2029 would increase to \$107,705,000 and total principal payments due in 2030 would decrease to \$146,170,000. Accordingly, principal payments due in subsequent years would be reduced to \$386,175,000 in 2031 through 2035, \$693,675,000 in 2036 through 2040 and \$173,450,000 in 2041 through 2045. Principal payments due in 2046 through 2122 would not change. There would not be a material impact on annual interest payments as a result of these changes.

UNIVERSITY OF MICHIGAN

Notes to Consolidated Financial Statements—Continued

Note 7—Derivative Instruments

Derivatives held by the University are recorded at fair value in the statement of net position. For hedging derivative instruments that are effective in significantly reducing an identified financial risk, the corresponding change in fair value is deferred and included in the statement of net position. For all other derivative instruments, changes in fair value are reported as investment income or loss.

Derivative instruments held by the University at June 30, 2025 and 2024 are summarized as follows:

	<b>2025</b>	
	Notional Amount	Fair Value
	(in thousands)	
Investment derivative instruments:		
Investment portfolios:		
Futures	\$ 236,399	\$ 2,496
Foreign currency forwards:		
Euro	963,527	(29,931)
Turkish lira	195,709	(3,350)
Japanese yen	160,963	(4,750)
Mexican peso	51,684	5,317
Philippines peso	14,667	3,275
South African rand	10,739	(4,351)
All other currencies	604,259	12,028
	2,001,548	(21,762)
Total return swaps	595,766	294
	\$ 2,833,713	\$ (18,972)
Effective cash flow hedges:		
Floating-to-fixed interest rate swaps on debt	\$ 12,035	\$ (68)

UNIVERSITY OF MICHIGAN

Notes to Consolidated Financial Statements—Continued

Note 7—Derivative Instruments—Continued

	<b>2024</b>	
	Notional Amount	Fair Value
	(in thousands)	
Investment derivative instruments:		
Investment portfolios:		
Futures	\$ 97,415	\$ 556
Foreign currency forwards:		
Euro	761,035	5,412
Mexican peso	62,585	(3,316)
Japanese yen	63,863	3,140
South African rand	32,250	1,784
Turkish lira	17,145	1,019
Philippines peso	50,573	(988)
All other currencies	840,053	(2,794)
	<u>1,827,504</u>	<u>4,257</u>
	<u>\$ 1,924,919</u>	<u>\$ 4,813</u>
Other derivative instruments:		
Floating-to-fixed interest rate swap on debt	\$ 15,595	\$ (80)
Effective cash flow hedges:		
Floating-to-fixed interest rate swaps on debt	\$ 24,965	\$ (27)

The University utilizes bond futures in its investment portfolios to adjust the duration of cash equivalents and fixed income securities, while foreign currency forward contracts are utilized to settle securities and transactions denominated in foreign currencies and manage foreign exchange risk. Other derivative instruments in the University's investment portfolios consist primarily of interest rate swaps, credit default swaps and total return swaps used to carry out investment and portfolio strategies.

UNIVERSITY OF MICHIGAN

Notes to Consolidated Financial Statements—Continued

Note 7—Derivative Instruments—Continued

In connection with certain issues of variable rate debt, the University has entered into floating-to-fixed interest rate swaps to convert all or a portion of the associated variable rate debt to synthetic fixed rates to protect against the potential of rising interest rates. The fair value of these swaps generally represent the estimated amount that the University would pay to terminate the swap agreements at the statement of net position date, taking into account current interest rates and creditworthiness of the underlying counterparty. The valuation inputs used to determine the fair value of these instruments are considered Level 2, as they rely on observable inputs other than quoted market prices. The notional amount represents the underlying reference of the instrument and does not represent the amount of the University's settlement obligations.

The change in fair value of derivative instruments, which includes realized gains and losses on positions closed, for the years ended June 30, 2025 and 2024 is summarized as follows:

	2025	2024
	(in thousands)	
Investment derivative instruments:		
Investment portfolios:		
Futures	\$ 7,162	\$ 4,267
Foreign currency forwards	(68,056)	31,655
Other	(1,733)	3,566
	\$ (62,627)	\$ 39,488
Other derivative instruments:		
Floating-to-fixed interest rate swap on debt	\$ 80	\$ 273
Effective cash flow hedges:		
Floating-to-fixed interest rate swaps on debt	\$ (41)	\$ 5

UNIVERSITY OF MICHIGAN

**Notes to Consolidated Financial Statements—Continued**

**Note 7—Derivative Instruments—Continued**

By using derivative financial instruments to hedge exposures to changes in interest rates, the University is exposed to termination risk and basis risk. There is termination risk with floating-to-fixed interest rate swaps as the University or swap counterparty may terminate a swap if the other party fails to perform under the terms of the contract or its credit rating falls below investment grade. Termination risk is the risk that the associated variable rate debt no longer carries a synthetic fixed rate and if at the time of termination a swap has a negative fair value, the University is liable to the counterparty for payment equal to the swap's fair value. The University is also exposed to basis risk as a portion of the variable payments paid to the University by the counterparties are based on a percentage of the Secured Overnight Financing Rate ("SOFR"). Basis risk is the risk that changes in the relationship between the floating Securities Industry and Financial Markets Association Municipal Index and SOFR may impact the synthetic fixed rate of the variable rate debt. At June 30, 2025 and 2024, the University is not exposed to credit risk as the swaps have negative fair values.

The University is subject to collateral requirements with its counterparties on certain derivative instrument positions. To meet trading margin requirements for bond futures, the University had cash and U.S. government securities with a fair value of \$2,777,000 and \$4,937,000 at June 30, 2025 and 2024, respectively, on deposit with its futures broker as collateral.

UNIVERSITY OF MICHIGAN

**Notes to Consolidated Financial Statements—Continued**

**Note 8—Self-Insurance**

The University is self-insured for medical malpractice, directors’ and officers’ liability, workers’ compensation, property damage, general liability, cyber liability and auto liability through Veritas Insurance Corporation. The University is also self-insured for various employee benefits through internally maintained funds.

Claims and expenses are reported when it is probable that a loss has occurred and the amount of the loss can be reasonably estimated. Those losses include an estimate of claims that have been incurred but not reported and the future costs of handling claims. These liabilities are generally based on actuarial valuations and are reported at present value, discounted at a rate of 5 percent.

Changes in the total liability for insurance and benefits reserves for the years ended June 30, 2025 and 2024 are summarized as follows:

	<b>2025</b>	<b>2024</b>
	(in thousands)	
Balance, beginning of year	\$ 494,768	\$ 465,776
Claims incurred and changes in estimates	1,194,343	1,166,683
Claim payments	(1,278,466)	(1,137,691)
Balance, end of year	410,645	494,768
Less current portion	203,401	283,235
	\$ 207,244	\$ 211,533

UNIVERSITY OF MICHIGAN

**Notes to Consolidated Financial Statements—Continued**

**Note 9—Pension Plans**

UM Health-Sparrow: UM Health-Sparrow has two noncontributory, single-employer defined benefit pension plans, both of which are closed to new participants. Plan A1 includes employees who continue to accrue benefits and Plan A2 includes employees who are not accruing additional benefits. The plans generally provide benefits based upon years of service and employee earnings. The UM Health-Sparrow Board of Directors has the authority to establish and amend benefit provisions of the plans.

The annual pension expense and net pension liability is actuarially calculated using the entry age normal level percent of pay method. UM Health-Sparrow has elected to measure its net pension liability six months prior to the fiscal year end reporting date and amounts measured at December 31, 2024 and 2023 were determined based on an actuarial valuation at January 1, 2024 and 2023, respectively. There are no significant changes known which would impact the net pension liability between the measurement date and the reporting date, other than typical plan experience.

For purposes of the December 31, 2024 and 2023 measurement dates, the number of plan participants consisted of the following:

	<b>2025</b>	
	Plan A1	Plan A2
Active participants	970	740
Vested terminated participants	250	1,339
Retirees, beneficiaries and disabled participants	1,300	1,708
	2,520	3,787
	<b>2024</b>	
	Plan A1	Plan A2
Active participants	1,080	796
Vested terminated participants	226	1,350
Retirees, beneficiaries and disabled participants	1,252	1,679
	2,558	3,825

UNIVERSITY OF MICHIGAN

Notes to Consolidated Financial Statements—Continued

Note 9—Pension Plans—Continued

Changes in the reported net pension liability for the years ended June 30, 2025 and 2024 are summarized as follows:

	<b>2025</b>		
	Total Pension Liability	Plan Fiduciary Net Position (in thousands)	Net Pension Liability
Balance, beginning of year	\$ 664,477	\$ 688,526	\$ (24,049)
Service cost	2,976		2,976
Interest cost	46,735		46,735
Changes in assumptions	28,414		28,414
Differences between expected and actual plan experience	(971)		(971)
Benefit payments	(45,272)	(45,272)	-
Contributions from the employer		33,698	(33,698)
Administrative expenses		(8,665)	8,665
Net investment income:			
Expected investment earnings		49,486	(49,486)
Differences between expected and actual investment earnings		(3,154)	3,154
Balance, end of year	<u>\$ 696,359</u>	<u>\$ 714,619</u>	<u>\$ (18,260)</u>
	<b>2024</b>		
	Total Pension Liability	Plan Fiduciary Net Position (in thousands)	Net Pension Liability
Balance, beginning of year	\$ 691,217	\$ 675,577	\$ 15,640
Service cost	3,871		3,871
Interest cost	44,823		44,823
Changes in assumptions	(38,356)		(38,356)
Differences between expected and actual plan experience	6,335		6,335
Benefit payments	(43,413)	(43,413)	-
Administrative expenses		(7,794)	7,794
Net investment income:			
Expected investment earnings		43,563	(43,563)
Differences between expected and actual investment earnings		20,593	(20,593)
Balance, end of year	<u>\$ 664,477</u>	<u>\$ 688,526</u>	<u>\$ (24,049)</u>

The plan fiduciary net position as a percentage of the total pension liability was 103 percent and 104 percent at June 30, 2025 and 2024, respectively.

UNIVERSITY OF MICHIGAN

Notes to Consolidated Financial Statements—Continued

Note 9—Pension Plans—Continued

Significant actuarial assumptions used at the December 31, 2024 and 2023 measurement dates are as follows:

	<b>2025</b>	
	Plan A1	Plan A2
Discount rate	7.50%	6.20%
Increase in compensation rate (including inflation)	Age graded from 2.50% to 4.70%	N/A
Investment rate of return	7.50%	6.20%
Mortality table	Pri-2012, Scale MSS-2024	Pri-2012, Scale MSS-2024
	<b>2024</b>	
	Plan A1	Plan A2
Discount rate	8.00%	6.40%
Increase in compensation rate (including inflation)	4.00%	N/A
Investment rate of return	8.00%	6.40%
Mortality table	Pri-2012, Scale MSS-2023	Pri-2012, Scale MSS-2023

Discount rates are based on the expected rate of return on pension plan investments. The projection of cash flows used to determine the discount rate assumed that employer contributions will be made based on the minimum contribution projection under provisions of ERISA and the Pension Protection Act of 2006, for future years. Based on the stated assumptions, the pension plan's fiduciary net position and future contributions were sufficient to finance the future benefit payments of the current plan members for all projection years. As a result, the long-term expected rate of return on pension plan investments was applied to all periods of the projected benefit payments to determine the total pension liability.

UNIVERSITY OF MICHIGAN

Notes to Consolidated Financial Statements—Continued

Note 9—Pension Plans—Continued

The long-term expected rate of return on pension plan investments was determined using the expected future rates of return for the target asset allocation of the portfolio. The target allocation and best estimate rates of return by asset class at the December 31, 2024 and 2023 measurement dates are summarized as follows:

	<b>2025</b>			
	Plan A1		Plan A2	
	Portfolio Allocation	Long-Term Expected Return	Portfolio Allocation	Long-Term Expected Return
U.S. large cap	22.0%	8.4%	13.0%	8.0%
U.S. small/mid cap	8.0%	9.2%	4.0%	8.0%
International developed	20.0%	9.3%	8.0%	9.3%
U.S. fixed income	20.0%	6.5%	60.0%	6.0%
High yield	8.0%	7.8%	2.0%	7.8%
Emerging markets debt	5.0%	8.8%	2.0%	8.8%
Private real estate	5.0%	7.3%	11.0%	7.3%
Private equity	7.0%	12.6%		
Structured credit	5.0%	10.5%		

	<b>2024</b>			
	Plan A1		Plan A2	
	Portfolio Allocation	Long-Term Expected Return	Portfolio Allocation	Long-Term Expected Return
U.S. large cap	22.0%	8.6%	10.0%	8.0%
U.S. small/mid cap	8.0%	9.0%	3.0%	8.0%
International developed	20.0%	9.3%	8.0%	9.3%
Corporate 10+ year STRIPs	20.0%	6.7%	52.0%	6.6%
High yield	5.0%	7.8%	2.0%	7.8%
Emerging markets debt	5.0%	8.8%	2.0%	8.8%
Private real estate	8.0%	7.3%	10.0%	7.3%
Private equity	7.0%	11.7%		
Structured credit	5.0%	10.5%		

UNIVERSITY OF MICHIGAN

Notes to Consolidated Financial Statements—Continued

Note 9—Pension Plans—Continued

A one-percentage point change in the discount rate would impact the reported net pension liability at June 30, 2025 and 2024 as follows:

	2025		2024	
	1% Decrease	1% Increase	1% Decrease	1% Increase
	(in thousands)			
Net pension liability	\$ 68,409	\$ (58,521)	\$ 66,033	\$ (56,617)

The components of pension expense for the years ended June 30, 2025 and 2024 are summarized as follows:

	2025	2024
	(in thousands)	
Service cost	\$ 2,976	\$ 3,871
Interest cost	46,735	44,823
Administrative expenses	8,665	7,794
Expected investment earnings	(49,486)	(43,563)
Amortization of deferred outflows and deferred inflows	33,090	25,054
	<u>\$ 41,980</u>	<u>\$ 37,979</u>

Deferred outflows and deferred inflows related to the reported net pension liability at June 30, 2025 and 2024 are summarized as follows:

	2025		2024	
	Deferred Outflows	Deferred Inflows	Deferred Outflows	Deferred Inflows
	(in thousands)			
Changes in assumptions	\$ 16,017	\$ 12,178	\$ 256	\$ 24,109
Differences between expected and actual plan experience	2,365	472	5,066	
Differences between expected and actual investment earnings	57,474		84,485	
	75,856	12,650	89,807	24,109
Contributions made after measurement date	9,466		5,107	
	<u>\$ 85,322</u>	<u>\$ 12,650</u>	<u>\$ 94,914</u>	<u>\$ 24,109</u>

UNIVERSITY OF MICHIGAN

Notes to Consolidated Financial Statements—Continued

Note 9—Pension Plans—Continued

Deferred outflows and deferred inflows related to changes in assumptions and differences between expected and actual experience will be recognized into expense in the following years ended June 30 (in thousands):

2026	\$ 36,009
2027	30,054
2028	(3,488)
2029	631
	<u>\$ 63,206</u>

The inputs used to determine the fair value of the plan’s investments reported at June 30, 2025 and 2024 are summarized as follows:

	<b>2025</b>		
	Level 1	NAV (in thousands)	Total Fair Value
Cash and cash equivalents	\$ 3,965		\$ 3,965
Commingled funds	572,691	\$ 137,963	710,654
	<u>\$ 576,656</u>	<u>\$ 137,963</u>	<u>\$ 714,619</u>
	<b>2024</b>		
	Level 1	NAV (in thousands)	Total Fair Value
Cash and cash equivalents	\$ 3,954		\$ 3,954
Fixed income securities	35,088		35,088
Commingled funds	514,226	\$ 135,258	649,484
	<u>\$ 553,268</u>	<u>\$ 135,258</u>	<u>\$ 688,526</u>

UNIVERSITY OF MICHIGAN

**Notes to Consolidated Financial Statements—Continued**

**Note 9—Pension Plans—Continued**

UM Health-West: UM Health-West has a noncontributory, single-employer defined benefit pension plan, which is closed to new participants. The plan generally provides benefits based on years of service and employee earnings. The UM Health-West Board of Directors has the authority to establish and amend benefit provisions of the plan.

The annual pension expense and net pension liability is actuarially calculated using the entry age normal level percent of pay method. UM Health-West has elected to measure the net pension liability nine months prior to the fiscal year end reporting date and amounts measured at September 30, 2024 and 2023 were determined based on an actuarial valuation at October 1, 2023 and 2022, respectively. There are no significant changes known which would impact the net pension liability between the measurement date and the reporting date, other than typical plan experience.

For purposes of the September 30, 2024 and 2023 measurement dates, the number of plan participants consisted of the following:

	<b>2025</b>	<b>2024</b>
Active participants	307	326
Vested terminated participants	667	722
Retirees, beneficiaries and disabled participants	631	602
	<u>1,605</u>	<u>1,650</u>

UNIVERSITY OF MICHIGAN

Notes to Consolidated Financial Statements—Continued

Note 9—Pension Plans—Continued

Changes in the reported net pension liability for the years ended June 30, 2025 and 2024 are summarized as follows:

	<b>2025</b>		
	Total Pension Liability	Plan Fiduciary Net Position (in thousands)	Net Pension Liability
Balance, beginning of year	\$ 57,907	\$ 69,429	\$ (11,522)
Interest cost	4,690		4,690
Changes in assumptions	(222)		(222)
Differences between expected and actual plan experience	333		333
Benefit payments	(5,608)	(5,608)	-
Administrative expenses		(139)	139
Net investment income:			
Expected investment earnings		5,663	(5,663)
Differences between expected and actual investment earnings		8,096	(8,096)
Balance, end of year	<u>\$ 57,100</u>	<u>\$ 77,441</u>	<u>\$ (20,341)</u>
	<b>2024</b>		
	Total Pension Liability	Plan Fiduciary Net Position (in thousands)	Net Pension Liability
Balance, beginning of year	\$ 66,512	\$ 66,963	\$ (451)
Interest cost	4,477		4,477
Changes in assumptions	(8,224)		(8,224)
Differences between expected and actual plan experience	115		115
Benefit payments	(4,973)	(4,973)	-
Administrative expenses		(151)	151
Net investment income:			
Expected investment earnings		4,503	(4,503)
Differences between expected and actual investment earnings		3,087	(3,087)
Balance, end of year	<u>\$ 57,907</u>	<u>\$ 69,429</u>	<u>\$ (11,522)</u>

UNIVERSITY OF MICHIGAN

Notes to Consolidated Financial Statements—Continued

Note 9—Pension Plans—Continued

The plan fiduciary net position as a percentage of the total pension liability was 136 percent and 120 percent at June 30, 2025 and 2024, respectively.

Significant actuarial assumptions used at the September 30, 2024 and 2023 measurement dates are as follows:

	2025	2024
Discount rate	8.5%	8.5%
Inflation	2.0%	2.0%
Investment rate of return	8.5%	8.5%
Mortality table	Pri-2012, Scale MP-2021	Pri-2012, Scale MP-2021

Discount rates are based on the expected rate of return on pension plan investments. The projection of cash flows used to determine the discount rate assumed that employer contributions will be made based on the minimum contribution projection under provisions of ERISA and the Pension Protection Act of 2006, for future years. Based on the stated assumptions, the pension plan's fiduciary net position and future contributions were sufficient to finance the future benefit payments of the current plan members for all projection years. As a result, the long-term expected rate of return on pension plan investments was applied to all periods of the projected benefit payments to determine the total pension liability.

The long-term expected rate of return on pension plan investments was determined using the expected future rates of return for the target asset allocation of the portfolio. The target allocation and best estimate rates of return by asset class at the September 30, 2024 and 2023 measurement dates are summarized as follows:

	2025		2024	
	Portfolio Allocation	Long-Term Expected Return	Portfolio Allocation	Long-Term Expected Return
U.S. large cap	30.0%	9.7%	25.0%	9.4%
U.S. mid cap	10.0%	10.5%	10.5%	10.2%
U.S. small cap	5.0%	10.8%	6.5%	10.5%
International developed			14.0%	7.4%
Emerging market			9.0%	7.5%
STRIPs	10.0%	7.4%	7.0%	7.6%
Corporate 10+ year	40.0%	5.6%	28.0%	5.8%
Hedge funds	5.0%	8.7%		

UNIVERSITY OF MICHIGAN

Notes to Consolidated Financial Statements—Continued

Note 9—Pension Plans—Continued

A one-percentage point change in the discount rate would impact the reported net pension liability at June 30, 2025 and 2024 as follows:

	2025		2024	
	1% Decrease	1% Increase	1% Decrease	1% Increase
	(in thousands)			
Net pension liability	\$ 5,007	\$ (4,347)	\$ 5,109	\$ (4,420)

The components of pension expense for the years ended June 30, 2025 and 2024 are summarized as follows:

	2025	2024
	(in thousands)	
Interest cost	\$ 4,690	\$ 4,477
Administrative expenses	139	151
Expected investment earnings	(5,663)	(4,503)
Amortization of deferred outflows and deferred inflows	(3,189)	(3,982)
	<u>\$ (4,023)</u>	<u>\$ (3,857)</u>

Deferred outflows and deferred inflows related to the reported net pension liability at June 30, 2025 and 2024 are summarized as follows:

	2025		2024	
	Deferred Outflows	Deferred Inflows	Deferred Outflows	Deferred Inflows
	(in thousands)			
Changes in assumptions		\$ 74		\$ 2,668
Differences between expected and actual plan experience	\$ 111		\$ 37	
Differences between expected and actual investment earnings		2,344	5,120	
	<u>\$ 111</u>	<u>\$ 2,418</u>	<u>\$ 5,157</u>	<u>\$ 2,668</u>

UNIVERSITY OF MICHIGAN

Notes to Consolidated Financial Statements—Continued

Note 9—Pension Plans—Continued

Deferred outflows and deferred inflows related to changes in assumptions and differences between expected and actual experience will be recognized into expense in the following years ended June 30 (in thousands):

2026	\$ (823)
2027	2,372
2028	(2,237)
2029	<u>(1,619)</u>
	<u>\$ (2,307)</u>

The inputs used to determine the fair value of the plan’s investments reported at June 30, 2025 and 2024 are summarized as follows:

	2025			Total Fair Value
	Level 1	Level 2	NAV	
	(in thousands)			
Cash and cash equivalents	\$ 2,419			\$ 2,419
Equity securities	32,341			32,341
Fixed income securities	9,237	\$ 28,967		38,204
Nonmarketable alternative investments			\$ 4,477	4,477
	<u>\$ 43,997</u>	<u>\$ 28,967</u>	<u>\$ 4,477</u>	<u>\$ 77,441</u>

	2024			Total Fair Value
	Level 1	Level 2	NAV	
	(in thousands)			
Cash and cash equivalents	\$ 2,702			\$ 2,702
Equity securities	33,100			33,100
Fixed income securities	6,466	\$ 19,076		25,542
Nonmarketable alternative investments			\$ 8,085	8,085
	<u>\$ 42,268</u>	<u>\$ 19,076</u>	<u>\$ 8,085</u>	<u>\$ 69,429</u>

UNIVERSITY OF MICHIGAN

**Notes to Consolidated Financial Statements—Continued**

**Note 10—Postemployment Benefits**

The University provides retiree health and welfare benefits, primarily medical, prescription drug, dental and life insurance coverage, to eligible retirees and their eligible dependents. Substantially all full-time regular University employees may become eligible for these benefits if they reach retirement age while working for the University. Contributions toward health and welfare benefits are shared between the University and the retiree and can vary based on date of hire, date of retirement, age and coverage elections.

The University also provides income replacement benefits, retirement savings contributions, and health and life insurance benefits to substantially all regular University employees that are enrolled in a University sponsored long-term disability plan and qualify, based on disability status while working for the University, to receive basic or expanded long-term disability benefits. Contributions toward the expanded long-term disability plan are shared between the University and employees and vary based on years of service, annual base salary and coverage elections. Contributions toward the basic long-term disability plan are paid entirely by the University.

These postemployment benefits are provided through single-employer plans administered by the University. The Executive Vice Presidents of the University have the authority to establish and amend benefit provisions of the plans.

Actuarial projections of postemployment benefits are based on the substantive plan (the plan as understood by the employer and the plan members) and include the types of benefits provided and announced future changes at the time of each valuation and the historical pattern of sharing benefit costs between the employer and plan members to that point.

The University's reported liability for postemployment benefits obligations is calculated using the entry age normal level percent of pay method. The University has elected to measure the total postemployment liability one year prior to the fiscal year end reporting date and amounts measured at June 30, 2024 and 2023 were determined based on an actuarial valuation at January 1, 2024 and 2023, respectively. There are no significant changes known which would impact the total postemployment liability between the measurement date and the reporting date, other than typical plan experience.

UNIVERSITY OF MICHIGAN

Notes to Consolidated Financial Statements—Continued

Note 10—Postemployment Benefits—Continued

For purposes of the June 30, 2024 and 2023 measurement dates, the number of plan participants consisted of the following:

	2024		2023	
	Retiree Health and Welfare	Long-term Disability	Retiree Health and Welfare	Long-term Disability
Active employees	47,647	39,491	45,821	38,365
Retirees receiving benefits	13,008		12,693	
Surviving spouses	938		921	
Participants receiving disability benefits		516		541
	61,593	40,007	59,435	38,906

Changes in the reported total liability for postemployment benefits obligations for the years ended June 30, 2025 and 2024 are summarized as follows:

	2025		
	Retiree Health and Welfare	Long-term Disability	Total
	(in thousands)		
Balance, beginning of year	\$ 3,706,097	\$ 323,951	\$ 4,030,048
Service cost	133,823	30,073	163,896
Interest cost	138,621	12,228	150,849
Changes in assumptions	(381,343)	(14,361)	(395,704)
Differences between expected and actual plan experience	15,407	(4,214)	11,193
Benefit payments	(84,945)	(38,376)	(123,321)
Balance, end of year	3,527,660	309,301	3,836,961
Less current portion	70,933	33,147	104,080
	\$ 3,456,727	\$ 276,154	\$ 3,732,881

UNIVERSITY OF MICHIGAN

Notes to Consolidated Financial Statements—Continued

Note 10—Postemployment Benefits—Continued

	<b>2024</b>		
	Retiree Health and Welfare	Long-term Disability (in thousands)	Total
Balance, beginning of year	\$ 3,399,860	\$ 316,515	\$ 3,716,375
Service cost	114,182	29,148	143,330
Interest cost	123,192	11,595	134,787
Changes in assumptions	133,174	(6,729)	126,445
Differences between expected and actual plan experience	4,386	9,986	14,372
Benefit payments	(68,697)	(36,564)	(105,261)
Balance, end of year	3,706,097	323,951	4,030,048
Less current portion	84,945	40,130	125,075
	<u>\$ 3,621,152</u>	<u>\$ 283,821</u>	<u>\$ 3,904,973</u>

Since a portion of retiree medical services will be provided by the University’s health system, the reported liability for postemployment benefits obligations is net of the related margin and fixed costs associated with providing those services which totaled \$91,457,000 and \$83,243,000 at June 30, 2025 and 2024, respectively.

The University’s liability for postemployment benefits obligations is not reduced by the anticipated Medicare Retiree Drug Subsidy for future periods. This subsidy would reduce the reported total postemployment benefits liability by approximately \$409,000,000 and \$448,000,000 at June 30, 2025 and 2024, respectively.

Assets used to fund postemployment benefits are not maintained in a separate legal trust. The University has no obligation to make contributions in advance of when insurance premiums or claims are due for payment and currently pays for postemployment benefits on a pay-as-you-go basis. The University’s reported postemployment benefits obligations at June 30, 2025 and 2024, as a percentage of covered payroll of \$5,603,110,000 and \$5,222,386,000 were 68 percent and 77 percent, respectively.

UNIVERSITY OF MICHIGAN

Notes to Consolidated Financial Statements—Continued

Note 10—Postemployment Benefits—Continued

Significant actuarial assumptions used at the June 30, 2024 and 2023 measurement dates are as follows:

	2024	2023
Discount rate*	3.93%	3.65%
Inflation rate	2.00%	2.00%
Immediate/ultimate administrative trend rate	3.0%/3.0%	0.0%/3.0%
Immediate/ultimate medical trend rate	6.75%/4.5%	5.75%/4.5%
Immediate/ultimate Rx trend rate	10.0%/4.5%	11.0%/4.5%
Increase in compensation rate faculty/staff/union	4.5%/4.75%/4.5%	4.5%/4.75%/4.5%
Mortality table**	PUB-2010 Teachers Head Count Weighted Table, Scale MP-2021	PUB-2010 Teachers Head Count Table, Scale MP-2021
Average future work life expectancy (years):		
Retiree health and welfare	9.41	9.45
Long-term disability	11.97	12.01

\* Bond Buyer 20-year General Obligation Municipal Bond Index as of the last publication of the measurement period

\*\* Based on the University's study of mortality experience from 2020-2024 for the June 30, 2024 measurement date and 2015-2019 for the June 30, 2023 measurement date

A one-percentage point change in the discount rate and assumed health care cost trend rates would impact the reported total liability for postemployment benefits obligations at June 30, 2025 and 2024 as follows:

	2025		2024	
	1% Decrease	1% Increase	1% Decrease	1% Increase
	(in thousands)			
Discount rate:				
Retiree health and welfare	\$ 694,086	\$ (548,395)	\$ 759,408	\$ (596,005)
Long-term disability	\$ 12,472	\$ (15,308)	\$ 12,638	\$ (19,272)
Health care cost trend rates:				
Retiree health and welfare	\$ (611,000)	\$ 808,971	\$ (710,025)	\$ 954,950
Long-term disability	\$ (8,867)	\$ 11,901	\$ (10,202)	\$ 10,845

UNIVERSITY OF MICHIGAN

Notes to Consolidated Financial Statements—Continued

Note 10—Postemployment Benefits—Continued

The components of postemployment benefits expense for the years ended June 30, 2025 and 2024 are summarized as follows:

	<b>2025</b>		
	Retiree Health and Welfare	Long-term Disability (in thousands)	Total
Service cost	\$ 133,823	\$ 30,073	\$ 163,896
Interest cost	138,621	12,228	150,849
Amortization of deferred outflows and deferred inflows	(59,572)	(783)	(60,355)
	<u>\$ 212,872</u>	<u>\$ 41,518</u>	<u>\$ 254,390</u>

	<b>2024</b>		
	Retiree Health and Welfare	Long-term Disability (in thousands)	Total
Service cost	\$ 114,182	\$ 29,148	\$ 143,330
Interest cost	123,192	11,595	134,787
Amortization of deferred outflows and deferred inflows	(20,684)	769	(19,915)
	<u>\$ 216,690</u>	<u>\$ 41,512</u>	<u>\$ 258,202</u>

Deferred outflows and deferred inflows related to the reported total liability for postemployment benefits obligations at June 30, 2025 and 2024 are summarized as follows:

	<b>2025</b>		<b>2024</b>	
	Deferred Outflows	Deferred Inflows	Deferred Outflows	Deferred Inflows
	(in thousands)			
Changes in assumptions	\$ 507,724	\$ 1,207,033	\$ 647,555	\$ 1,034,760
Differences between expected and actual plan experience	98,594	15,435	108,795	13,584
	606,318	1,222,468	756,350	1,048,344
Benefit payments made after measurement date	104,080		125,075	
	<u>\$ 710,398</u>	<u>\$ 1,222,468</u>	<u>\$ 881,425</u>	<u>\$ 1,048,344</u>

UNIVERSITY OF MICHIGAN

**Notes to Consolidated Financial Statements—Continued**

**Note 10—Postemployment Benefits—Continued**

Deferred outflows and deferred inflows related to changes in assumptions and the differences between expected and actual plan experience will be recognized into expense in the following years ended June 30 (in thousands):

2026	\$ (72,376)
2027	(79,140)
2028	(44,259)
2029	(63,153)
2030	(136,342)
2031 and beyond	(220,880)
	\$ (616,150)

**Note 11—Retirement Plan**

The University has a defined contribution retirement plan for all qualified employees through TIAA and Fidelity Management Trust Company (“FMTC”) mutual funds. All regular and supplemental instructional and primary staff are eligible to participate in the plan based upon age and service requirements. Participants maintain individual contracts with TIAA, or accounts with FMTC, and are fully vested.

For payroll covered under the plan, eligible employees generally contribute 5 percent of their pay and the University generally contributes 10 percent of employees’ pay to the plan. The University contribution commences after an employee has completed one year of employment. Participants may elect to contribute additional amounts to the plan within specified limits that are not matched by University contributions. Contributions and covered payroll under the plan (excluding participants’ additional contributions) for the years ended June 30, 2025 and 2024 are summarized as follows:

	2025	2024
	(in thousands)	
University contributions	\$ 431,542	\$ 398,235
Employee contributions	\$ 225,189	\$ 209,392
Payroll covered under plan	\$ 5,603,110	\$ 5,222,386
Total payroll	\$ 5,815,974	\$ 5,409,206

UNIVERSITY OF MICHIGAN

**Notes to Consolidated Financial Statements—Continued**

**Note 12—Net Position**

The composition of net position at June 30, 2025 and 2024 is summarized as follows:

	<b>2025</b>	<b>2024</b>
	(in thousands)	
Net investment in capital assets	\$ 5,538,698	\$ 4,977,364
Restricted:		
Nonexpendable:		
Permanent endowment corpus	3,367,264	3,221,288
Expendable:		
Net appreciation of permanent endowments	4,804,342	4,001,852
Funds functioning as endowment	3,984,069	3,636,132
Restricted for operations and other	932,975	829,441
Unrestricted	6,312,271	5,588,227
	<b>\$ 24,939,619</b>	<b>\$ 22,254,304</b>

Unrestricted net position is not subject to externally imposed stipulations; however, it is subject to internal restrictions. For example, unrestricted net position may be designated for specific purposes by action of management or the Board of Regents. At June 30, 2025 and 2024, substantially all of the unrestricted net position has been designated for various academic programs, research initiatives and capital projects.

**Note 13—Federal Direct Lending Program**

The University distributed \$328,909,000 and \$314,844,000 during the years ended June 30, 2025 and 2024, respectively, for student loans through the U.S. Department of Education Federal Direct Lending Program. These distributions and related funding sources are not included as expenses and revenues in the accompanying consolidated financial statements. The statement of net position includes a receivable of \$4,619,000 and \$5,347,000 at June 30, 2025 and 2024, respectively, for funding received subsequent to distribution.

UNIVERSITY OF MICHIGAN

Notes to Consolidated Financial Statements—Continued

**Note 14—Commitments and Contingencies**

Authorized expenditures for construction and other projects unexpended at June 30, 2025 were \$1,020,391,000. Of these expenditures, the University expects that \$1,000,504,000 will be funded by internal sources, gifts, grants and proceeds from borrowings and \$19,887,000 by the State Building Authority.

Under the terms of various limited partnership agreements approved by the Board of Regents or University officers, the University is obligated to make periodic payments for advance commitments to venture capital, private equity, real estate, infrastructure, natural resources and absolute return strategies. At June 30, 2025, the University had committed, but not paid, a total of \$4,510,888,000 in funding for these alternative investments. Based on historical capital calls and discussions with those managing the limited partnerships, outstanding commitments for such investments are anticipated to be paid in the following years ended June 30 (in thousands):

2026	\$ 1,885,363
2027	1,036,960
2028	617,870
2029	388,121
2030	229,413
2031 and beyond	353,161
	<hr/>
	\$ 4,510,888

These commitments are generally able to be called prior to an agreed commitment expiration date and therefore may occur earlier or later than estimated.

UNIVERSITY OF MICHIGAN

**Notes to Consolidated Financial Statements—Continued**

**Note 14—Commitments and Contingencies—Continued**

The University has entered into leases for certain space and equipment, as well as subscription-based information technology arrangements, which expire at various dates through 2040. Future payments, including both principal and interest on these commitments for the next five years and in subsequent five-year periods are as follows:

	Principal	Interest (in thousands)	Total
2026	\$ 85,653	\$ 13,731	\$ 99,384
2027	71,802	11,584	83,386
2028	55,904	9,557	65,461
2029	44,374	7,992	52,366
2030	35,859	6,631	42,490
2031-2035	104,880	18,259	123,139
2036-2040	30,202	2,889	33,091
	<u>\$ 428,674</u>	<u>\$ 70,643</u>	<u>\$ 499,317</u>

Substantial amounts are received and expended by the University under federal and state programs and are subject to audit, inquiry or investigation by federal or state governmental agencies. This funding relates to research, student aid, patient care and other programs. The University believes that any liabilities arising from such audits, inquiries or investigations will not have a material effect on its financial position.

The University is a party to various pending legal actions and other claims in the normal course of business, and is of the opinion that the outcome of these proceedings will not have a material adverse effect on its financial position.

UNIVERSITY OF MICHIGAN

**Notes to Consolidated Financial Statements—Continued**

**Note 15—Operating Expenses by Function**

Operating expenses by functional classification for the years ended June 30, 2025 and 2024 are summarized as follows:

	<b>2025</b>				
	Compensation and Benefits	Supplies and Services	Depreciation (in thousands)	Scholarships and Fellowships	Total
Instruction	\$ 1,367,173	\$ 189,414			\$ 1,556,587
Research	767,322	374,893			1,142,215
Public service	208,324	132,540			340,864
Academic support	418,921	91,270			510,191
Student services	145,350	55,838			201,188
Institutional support	287,389	94,463			381,852
Operations and maintenance of plant	115,665	354,477			470,142
Auxiliary enterprises	5,646,752	3,173,061			8,819,813
Depreciation			\$ 719,931		719,931
Scholarships and fellowships				\$ 262,564	262,564
	<b>\$ 8,956,896</b>	<b>\$ 4,465,956</b>	<b>\$ 719,931</b>	<b>\$ 262,564</b>	<b>\$ 14,405,347</b>

	<b>2024</b>				
	Compensation and Benefits	Supplies and Services	Depreciation (in thousands)	Scholarships and Fellowships	Total
Instruction	\$ 1,271,738	\$ 173,386			\$ 1,445,124
Research	733,729	344,702			1,078,431
Public service	187,796	118,439			306,235
Academic support	385,881	84,599			470,480
Student services	131,882	49,343			181,225
Institutional support	261,533	136,298			397,831
Operations and maintenance of plant	108,321	322,672			430,993
Auxiliary enterprises	5,250,090	2,792,636			8,042,726
Depreciation			\$ 688,146		688,146
Scholarships and fellowships				\$ 229,222	229,222
	<b>\$ 8,330,970</b>	<b>\$ 4,022,075</b>	<b>\$ 688,146</b>	<b>\$ 229,222</b>	<b>\$ 13,270,413</b>

UNIVERSITY OF MICHIGAN

Notes to Consolidated Financial Statements—Continued

Note 16—UM Health

Condensed financial information for UM Health, a blended component unit, before the elimination of certain intra-University transactions, at and for the years ended June 30, 2025 and 2024 is as follows:

	2025	2024
	(in thousands)	
<b>Condensed Statement of Net Position</b>		
Assets:		
Current assets	\$ 504,463	\$ 553,719
Noncurrent assets	1,677,840	1,610,202
Total assets	<u>2,182,303</u>	<u>2,163,921</u>
Deferred outflows	<u>85,692</u>	<u>100,406</u>
Liabilities:		
Current liabilities	421,738	418,242
Noncurrent liabilities	415,358	531,640
Total liabilities	<u>837,096</u>	<u>949,882</u>
Deferred inflows	<u>40,080</u>	<u>53,917</u>
Net position:		
Net investment in capital assets	489,083	452,040
Restricted:		
Nonexpendable	11,530	10,881
Expendable	62,316	55,193
Unrestricted	827,890	742,414
Total net position	<u>\$ 1,390,819</u>	<u>\$ 1,260,528</u>
<b>Condensed Statement of Revenues, Expenses and Changes in Net Position</b>		
Operating revenues	\$ 2,225,459	\$ 2,017,185
Operating expenses other than depreciation expense	(2,146,208)	(1,974,819)
Depreciation expense	(104,719)	(104,592)
Operating loss	(25,468)	(62,226)
Nonoperating revenues, net	51,711	44,353
Other revenues (expenses), net	1,748	(1,041)
Income (Loss) before transfers	27,991	(18,914)
Transfers from other University units	102,300	61,228
Increase in net position	130,291	42,314
Net position, beginning of year	1,260,528	1,249,333
Adoption of GASB 101		(31,119)
Net position, beginning of year, as restated	<u>1,260,528</u>	<u>1,218,214</u>
Net position, end of year	<u>\$ 1,390,819</u>	<u>\$ 1,260,528</u>

UNIVERSITY OF MICHIGAN

Notes to Consolidated Financial Statements—Continued

Note 16—UM Health—Continued

	2025	2024
	(in thousands)	
<b>Condensed Statement of Cash Flows</b>		
Net cash provided by operating activities	\$ 35,325	\$ 77,777
Net cash provided by noncapital financing activities	84,887	55,993
Net cash used in capital and related financing activities	(152,944)	(198,093)
Net cash provided by investing activities	8,930	89,943
Net (decrease) increase in cash and cash equivalents	(23,802)	25,620
Cash and cash equivalents, beginning of year	111,977	86,357
Cash and cash equivalents, end of year	<u>\$ 88,175</u>	<u>\$ 111,977</u>

UNIVERSITY OF MICHIGAN

**Required Supplementary Information (Unaudited)**

**Pension Plans**

UM Health-Sparrow

Changes in the reported net pension liability for the years ended June 30 are summarized as follows (amounts in thousands):

	<b>2025</b>	<b>2024</b>	<b>2023</b>
<b>Total Pension Liability</b>			
Service cost	\$ 2,976	\$ 3,871	\$ 4,429
Interest cost	46,735	44,823	44,648
Changes in assumptions	28,414	(38,356)	14,896
Differences between expected and actual plan experience	(971)	6,335	2,143
Benefit payments	(45,272)	(43,413)	(40,456)
Net change in total pension liability	31,882	(26,740)	25,660
Total pension liability, end of year	\$ 696,359	\$ 664,477	\$ 691,217
<b>Plan Fiduciary Net Position</b>			
Benefit payments	\$ (45,272)	\$ (43,413)	\$ (40,456)
Contributions from the employer	33,698		10,674
Administrative expenses	(8,665)	(7,794)	(8,743)
Net investment income:			
Expected investment earnings	49,486	43,563	55,935
Differences between expected and actual investment earnings	(3,154)	20,593	(168,265)
Net change in plan fiduciary net position	26,093	12,949	(150,855)
Plan fiduciary net position, end of year	\$ 714,619	\$ 688,526	\$ 675,577
Net pension liability, end of year	\$ (18,260)	\$ (24,049)	\$ 15,640
Plan fiduciary net position as a percentage of the total pension liability	103%	104%	98%

UNIVERSITY OF MICHIGAN

**Required Supplementary Information (Unaudited)—Continued**

**Pension Plans—Continued**

Employer contributions in relation to actuarially determined contributions for the years ended June 30 are as follows:

	Employer Contributions	Actuarially Determined Contributions (in thousands)	Excess Contributions
2025	\$ 38,058	\$ 38,047	\$ 11
2024	\$ 5,107	\$ 5,107	\$ -
2023	\$ 4,611	\$ -	\$ 4,611

Significant methods and assumptions used to calculate the actuarially determined contributions for the years ended June 30 are as follows:

Actuarially determined contributions	The plan is subject to funding requirements under the provisions of ERISA and the Pension Protection Act of 2006 (including MAP-21, HATFA, BBA, ARPA and IIJA). The actuarially determined contributions represent the IRC Section 430 minimum required contributions.				
Contributions in relation to actuarially determined contributions	Under IRC Section 430, the due date to pay minimum required contributions for the plan year is generally 8½ months after the end of the plan year. For the plan years ended December 31, contributions are due by September 15 of the following year.				
Actuarial cost method	Unit credit method				
Asset valuation method	24-month smoothed value of assets				
Interest rate	First Segment Rate	Second Segment Rate	Third Segment Rate	Effective Rate	
	2025	4.75%	4.87%	5.59%	5.12%
	2024	4.75%	5.00%	5.74%	5.26%
	2023	4.75%	5.18%	5.92%	5.43%
Mortality	Tables prescribed by the Secretary of Treasury				

UNIVERSITY OF MICHIGAN

Required Supplementary Information (Unaudited)—Continued

Pension Plans—Continued

UM Health-West

Changes in the reported net pension liability for the years ended June 30 are summarized as follows (amounts in thousands):

	2025	2024	2023	2022
<b>Total Pension Liability</b>				
Interest cost	\$ 4,690	\$ 4,477	\$ 4,569	\$ 4,543
Changes in assumptions	(222)	(8,224)	165	89
Differences between expected and actual plan experience	333	115	1,394	989
Benefit payments	(5,608)	(4,973)	(7,374)	(5,598)
Net change in total pension liability	(807)	(8,605)	(1,246)	23
Total pension liability, end of year	\$ 57,100	\$ 57,907	\$ 66,512	\$ 67,758
<b>Plan Fiduciary Net Position</b>				
Benefit payments	\$ (5,608)	\$ (4,973)	\$ (7,374)	\$ (5,598)
Contributions from the employer			1,781	891
Administrative expenses	(139)	(151)	(147)	(76)
Net investment income:				
Expected investment earnings	5,663	4,503	5,314	4,997
Differences between expected and actual investment earnings	8,096	3,087	(23,044)	16,162
Net change in plan fiduciary net position	8,012	2,466	(23,470)	16,376
Plan fiduciary net position, end of year	\$ 77,441	\$ 69,429	\$ 66,963	\$ 90,433
Net pension liability, end of year	\$ (20,341)	\$ (11,522)	\$ (451)	\$ (22,675)
Plan fiduciary net position as a percentage of the total pension liability	136%	120%	101%	133%

UNIVERSITY OF MICHIGAN

**Required Supplementary Information (Unaudited)—Continued**

**Pension Plans—Continued**

Changes in the reported net pension liability for the years ended June 30 are summarized as follows (amounts in thousands):

	2021	2020	2019	2018	2017
<b>Total Pension Liability</b>					
Interest cost	\$ 4,687	\$ 4,957	\$ 4,930	\$ 5,013	\$ 4,482
Changes in assumptions	(3,540)	3,713	(273)	(822)	(24,906)
Differences between expected and actual plan experience	(1,662)	(124)	1,361	(767)	2,067
Benefit payments	(7,714)	(6,791)	(4,489)	(4,712)	(4,089)
Net change in total pension liability	(8,229)	1,755	1,529	(1,288)	(22,446)
Total pension liability, end of year	\$ 67,735	\$ 75,964	\$ 74,209	\$ 72,680	\$ 73,968
<b>Plan Fiduciary Net Position</b>					
Benefit payments	\$ (7,714)	\$ (6,791)	\$ (4,489)	\$ (4,712)	\$ (4,089)
Contributions from the employer	900	1,244	1,047	2,171	2,903
Administrative expenses					
Net investment income:					
Expected investment earnings	4,797	5,205	5,234	4,848	3,166
Differences between expected and actual investment earnings	(1,137)	426	(1,168)	3,664	1,316
Net change in plan fiduciary net position	(3,154)	84	624	5,971	3,296
Plan fiduciary net position, end of year	\$ 74,057	\$ 77,211	\$ 77,127	\$ 76,503	\$ 70,532
Net pension liability, end of year	\$ (6,322)	\$ (1,247)	\$ (2,918)	\$ (3,823)	\$ 3,436
Plan fiduciary net position as a percentage of the total pension liability	109%	102%	104%	105%	95%

UNIVERSITY OF MICHIGAN

**Required Supplementary Information (Unaudited)—Continued**

**Pension Plans—Continued**

Employer contributions in relation to actuarially determined contributions for the years ended June 30 are as follows:

	Employer Contributions	Actuarially Determined Contributions (in thousands)	Excess (Deficient) Contributions
2025	\$ -	\$ -	\$ -
2024	\$ -	\$ -	\$ -
2023	\$ 445	\$ -	\$ 445
2022	\$ 1,781	\$ -	\$ 1,781
2021	\$ 891	\$ 2,133	\$ (1,242)
2020	\$ 900	\$ 1,336	\$ (436)
2019	\$ 1,244	\$ 393	\$ 851
2018	\$ 1,047	\$ 1,622	\$ (575)
2017	\$ 2,171	\$ 1,754	\$ 417

UNIVERSITY OF MICHIGAN

**Required Supplementary Information (Unaudited)—Continued**

**Pension Plans—Continued**

Significant methods and assumptions used to calculate the actuarially determined contributions for the years ended June 30 are as follows:

Actuarially determined contributions	The plan is subject to funding requirements under the provisions of ERISA and the Pension Protection Act of 2006 (including MAP-21, HATFA, BBA, ARPA and IJJA). The actuarially determined contributions represent the IRC Section 430 minimum required contributions.				
Contributions in relation to actuarially determined contributions	Under IRC Section 430, the due date to pay minimum required contributions for the plan year is generally 8½ months after the end of the plan year. For the plan years ended September 30, contributions are due by June 15 of the following year.				
Actuarial cost method	Unit credit method				
Asset valuation method	24-month smoothed value of assets				
Interest rate	First Segment Rate	Second Segment Rate	Third Segment Rate	Effective Rate	
	2025	4.90%	5.25%	5.59%	5.36%
	2024	4.75%	5.00%	5.74%	5.28%
	2023	4.75%	5.36%	6.11%	5.61%
	2022	4.75%	5.50%	6.27%	5.76%
	2021	3.74%	5.35%	6.11%	5.57%
	2020	3.92%	5.52%	6.29%	5.73%
	2019	4.16%	5.72%	6.48%	5.94%
	2018	4.16%	5.72%	6.48%	5.93%
	2017	4.43%	5.91%	6.65%	6.13%
Mortality	Tables prescribed by the Secretary of Treasury				

UNIVERSITY OF MICHIGAN

**Required Supplementary Information (Unaudited)—Continued**

**Postemployment Benefits**

The historical reconciliation of the reported total liability for postemployment benefits obligations for the years ended June 30 is summarized as follows (amounts in thousands):

	<b>2025</b>	<b>2024</b>	<b>2023</b>
Service cost	\$ 163,896	\$ 143,330	\$ 197,945
Interest cost	150,849	134,787	96,059
Changes in assumptions	(395,704)	126,445	(790,355)
Differences between expected and actual plan experience	11,193	14,372	12,421
Benefit payments	(123,321)	(105,261)	(97,354)
Net change	<u>\$ (193,087)</u>	<u>\$ 313,673</u>	<u>\$ (581,284)</u>
Total liability, end of year	\$ 3,836,961	\$ 4,030,048	\$ 3,716,375
Covered employee payroll	\$ 5,603,110	\$ 5,222,386	\$ 4,889,673
Total liability as a percentage of covered employee payroll	68%	77%	76%
	<b>2022</b>	<b>2021</b>	<b>2020</b>
Service cost	\$ 213,029	\$ 151,925	\$ 134,115
Interest cost	101,166	125,421	124,023
Changes in assumptions	(368,216)	731,220	154,777
Differences between expected and actual plan experience	35,115	18,776	38,230
Benefit payments	(95,581)	(92,684)	(87,712)
Net change	<u>\$ (114,487)</u>	<u>\$ 934,658</u>	<u>\$ 363,433</u>
Total liability, end of year	\$ 4,297,659	\$ 4,412,146	\$ 3,477,488
Covered employee payroll	\$ 4,502,421	\$ 4,255,709	\$ 4,214,627
Total liability as a percentage of covered employee payroll	95%	104%	83%

UNIVERSITY OF MICHIGAN

**Required Supplementary Information (Unaudited)—Continued**

**Postemployment Benefits—Continued**

	2019	2018	2017
Service cost	\$ 141,933	\$ 143,787	\$ 122,073
Interest cost	121,800	94,153	108,561
Changes in assumptions	(383,315)	(107,874)	255,041
Differences between expected and actual plan experience	17,535	52,721	14,028
Benefit payments	(87,638)	(77,374)	(72,302)
Net change	\$ (189,685)	\$ 105,413	\$ 427,401
Total liability, end of year	\$ 3,114,055	\$ 3,303,740	\$ 3,198,327
Covered employee payroll	\$ 4,013,983	\$ 3,792,553	\$ 3,568,918
Total liability as a percentage of covered employee payroll	78%	87%	90%

Discount rates used in determining the reported total liability for postemployment benefits obligations at June 30 are as follows:

2025	3.93%
2024	3.65%
2023	3.54%
2022	2.16%
2021	2.21%
2020	3.50%
2019	3.87%
2018	3.58%
2017	2.85%

University of Michigan  
Schedule of Expenditures of Federal Awards  
For the Year Ended June 30, 2025

Cluster Title/Federal Grantor/Program	Type	Pass-Through Grantor	Award Identifier	Assistance Listing Number	Assistance Listing Program Title	Federal Expenditures	Passed-Through to Subrecipients
<b>STUDENT FINANCIAL ASSISTANCE CLUSTER</b>							
Education, Department of	Direct			84.007	Federal Supplemental Educational Opportunity Grant	\$ 5,353,552	\$ -
Education, Department of	Direct			84.033	Federal Work-Study Program	\$ 7,015,632	\$ -
Education, Department of	Direct			84.038	Federal Perkins Loan Program Federal Capital Contributions - Balance Outstanding at Beginning of Year	\$ 12,302,604	\$ -
Education, Department of	Direct			84.063	Federal Pell Grant Program	\$ 84,482,518	\$ -
Education, Department of	Direct			84.268	William D. Ford Federal Direct Loan Program	\$ 328,908,714	\$ -
Education, Department of	Direct			84.379	Teacher Education Assistance for College and Higher Education Grants (TEACH Grants)	\$ 20,303	\$ -
			Total Education, Department of			\$ 438,083,323	\$ -
Health and Human Services, Department of	Direct			93.264	Nurse Faculty Loan Program (NFLP) - Balance Outstanding at Beginning of Year	\$ 4,672,410	\$ -
Health and Human Services, Department of	Direct			93.264	Nurse Faculty Loan Program (NFLP) - New Loans	\$ 910,616	\$ -
						\$ 5,583,026	\$ -
Health and Human Services, Department of	Direct			93.342	Health Professions Student Loans, Including Primary Care Loans/Loans for Disadvantaged Students - Balance Outstanding at Beginning of Year	\$ 11,126,835	\$ -
Health and Human Services, Department of	Direct			93.342	Health Professions Student Loans, Including Primary Care Loans/Loans for Disadvantaged Students - New Loans	\$ 1,329,093	\$ -
						\$ 12,455,928	\$ -
Health and Human Services, Department of	Direct			93.364	Nursing Student Loans - Balance Outstanding at Beginning of Year	\$ 3,141,414	\$ -
Health and Human Services, Department of	Direct			93.364	Nursing Student Loans - New Loans	\$ 782,151	\$ -
						\$ 3,923,565	\$ -
Health and Human Services, Department of	Direct			93.925	Scholarships for Health Professions Students from Disadvantaged Backgrounds - Balance Outstanding at Beginning of Year	\$ 3,867,204	\$ -
Health and Human Services, Department of	Direct			93.925	Scholarships for Health Professions Students from Disadvantaged Backgrounds - New Loans	\$ 222,275	\$ -
			Total Health and Human Services, Department of			\$ 4,089,479	\$ -
						\$ 26,051,998	\$ -
			<b>Total Student Financial Assistance Cluster</b>			<b>\$ 464,135,321</b>	<b>\$ -</b>
<b>ECONOMIC DEVELOPMENT CLUSTER</b>							
Commerce, Department of	Pass-Through	Southwest Michigan Planning Commission (SWMPC)	URI 116631	11.300	Investments for Public Works and Economic Development Facilities	\$ (2,898)	\$ -
Commerce, Department of	Direct		06-79-06279	11.307	Economic Adjustment Assistance	\$ 1,714,275	\$ -
Commerce, Department of	Direct		06-79-06451	11.307	Economic Adjustment Assistance	\$ 2,117,038	\$ 116,766
Commerce, Department of	Direct		ED22HDQ3070128	11.307	Economic Adjustment Assistance	\$ 115,213	\$ 19,422
Commerce, Department of	Pass-Through	Downriver Community Conference	Grant Agreement	11.307	Economic Adjustment Assistance	\$ 29,162	\$ -
Commerce, Department of	Pass-Through	Next Energy	Testing agreement	11.307	Economic Adjustment Assistance	\$ 374,571	\$ -
						\$ 4,350,259	\$ 136,188
			<b>Total Economic Development Cluster</b>			<b>\$ 4,347,361</b>	<b>\$ 136,188</b>
<b>FEDERAL MOTOR CARRIER SAFETY ASSISTANCE (FMCSA) CLUSTER</b>							
Transportation, Department of	Pass-Through	University of California, San Diego	707276	20.237	Motor Carrier Safety Assistance High Priority Activities Grants and Cooperative Agreements	\$ 11,092	\$ -
			<b>Total Federal Motor Carrier Safety Assistance (FMCSA) Cluster</b>			<b>\$ 11,092</b>	<b>\$ -</b>
<b>HIGHWAY SAFETY CLUSTER</b>							
Transportation, Department of	Pass-Through	Michigan, State of, State Police	2025-CP-07-00	20.600	State and Community Highway Safety	\$ 53,455	\$ -
Transportation, Department of	Pass-Through	Michigan, State of, State Police	69A37522300004020MI0	20.600	State and Community Highway Safety	\$ (8)	\$ -
						\$ 53,447	\$ -
Transportation, Department of	Pass-Through	Michigan, State of, State Police	2024-TR-02-01	20.616	National Priority Safety Programs	\$ 185,132	\$ -
Transportation, Department of	Pass-Through	Michigan, State of, State Police	2024-TR-02-02	20.616	National Priority Safety Programs	\$ 11,847	\$ -
Transportation, Department of	Pass-Through	Michigan, State of, State Police	2024-TR-02-03	20.616	National Priority Safety Programs	\$ 27,355	\$ -
Transportation, Department of	Pass-Through	Michigan, State of, State Police	2025-TR-02-01	20.616	National Priority Safety Programs	\$ 507,818	\$ -
Transportation, Department of	Pass-Through	Michigan, State of, State Police	2025-TR-02-03	20.616	National Priority Safety Programs	\$ 47,420	\$ -
Transportation, Department of	Pass-Through	Michigan, State of, State Police	2025-TR-02-04	20.616	National Priority Safety Programs	\$ 21,401	\$ -
Transportation, Department of	Pass-Through	Michigan, State of, State Police	2025-TR-02-05	20.616	National Priority Safety Programs	\$ 1,085	\$ -
Transportation, Department of	Pass-Through	Michigan, State of, State Police	2025-TR-09-00	20.616	National Priority Safety Programs	\$ 29,345	\$ -
						\$ 831,403	\$ -
			<b>Total Highway Safety Cluster</b>			<b>\$ 884,850</b>	<b>\$ -</b>
<b>SPECIAL EDUCATION CLUSTER (IDEA)</b>							
Education, Department of	Pass-Through	Michigan, State of, Lifelong Education, Advancement, and Potential, Department of	E20250010	84.027	Special Education Grants to States	\$ 746	\$ -
Education, Department of	Pass-Through	Michigan, State of, Lifelong Education, Advancement, and Potential, Department of	E20250046	84.027	Special Education Grants to States	\$ 325	\$ -
			<b>Total Special Education Cluster (IDEA)</b>			<b>\$ 1,071</b>	<b>\$ -</b>
<b>TRIO CLUSTER</b>							
Education, Department of	Direct		P042A201230	84.042	TRIO Student Support Services	\$ 273,787	\$ -

**University of Michigan  
Schedule of Expenditures of Federal Awards  
For the Year Ended June 30, 2025**

Cluster Title/Federal Grantor/Program	Type	Pass-Through Grantor	Award Identifier	Assistance Listing Number	Assistance Listing Program Title	Federal Expenditures	Passed-Through to Subrecipients
Education, Department of	Direct		P047M170268	84.047	TRIO Upward Bound	\$ (3,750)	\$ -
Education, Department of	Direct		P047M220181	84.047	TRIO Upward Bound	298,872	-
						<u>\$ 295,122</u>	<u>\$ -</u>
			<b>Total TRIO Cluster</b>			<b>\$ 568,909</b>	<b>\$ -</b>
<b>HEALTH CENTER PROGRAM CLUSTER</b>							
Health and Human Services, Department of	Pass-Through	Packard Health Center	SUBACS01	93.224	Health Center Program (Community Health Centers, Migrant Health Centers, Health Care for the Homeless, and Public Housing Primary Care)	\$ 95,959	\$ -
			<b>Total Health Center Program Cluster</b>			<b>\$ 95,959</b>	<b>\$ -</b>
<b>CHILD CARE DEVELOPMENT FUND (CCDF) CLUSTER</b>							
Health and Human Services, Department of	Pass-Through	Michigan, State of, Education, Department of	Award notice dtd 6/20/22	93.575	Child Care and Development Block Grant	\$ (88)	-
Health and Human Services, Department of	Pass-Through	Michigan, State of, Education, Department of	Award notice dtd 6/20/22	93.575	Child Care and Development Block Grant	(117)	-
			<b>Total Child Care Development Fund (CCDF) Cluster</b>			<b>\$ (205)</b>	<b>\$ -</b>
<b>MEDICAID CLUSTER</b>							
Health and Human Services, Department of	Pass-Through	Michigan, State of, Health and Human Services, Department of	AS MOMP-UM E20242492-00	93.778	Grants to States for Medicaid	\$ 978,758	\$ -
Health and Human Services, Department of	Pass-Through	Michigan, State of, Health and Human Services, Department of	E20192401-00	93.778	Grants to States for Medicaid	(3,566)	-
Health and Human Services, Department of	Pass-Through	Michigan, State of, Health and Human Services, Department of	E20221082-00   AC	93.778	Grants to States for Medicaid	(1,506)	-
Health and Human Services, Department of	Pass-Through	Michigan, State of, Health and Human Services, Department of	E20221729-00 / BL	93.778	Grants to States for Medicaid	403	-
Health and Human Services, Department of	Pass-Through	Michigan, State of, Health and Human Services, Department of	E20221870-00 Z	93.778	Grants to States for Medicaid	408	-
Health and Human Services, Department of	Pass-Through	Michigan, State of, Health and Human Services, Department of	E20232024-00 X (HMED)	93.778	Grants to States for Medicaid	506	-
Health and Human Services, Department of	Pass-Through	Michigan, State of, Health and Human Services, Department of	E20232025-Y HMP-IR-UM	93.778	Grants to States for Medicaid	611	-
Health and Human Services, Department of	Pass-Through	Michigan, State of, Health and Human Services, Department of	E20232029-00 BO SOUND	93.778	Grants to States for Medicaid	(2)	-
Health and Human Services, Department of	Pass-Through	Michigan, State of, Health and Human Services, Department of	E20232414-00 I BPCPC	93.778	Grants to States for Medicaid	(585)	-
Health and Human Services, Department of	Pass-Through	Michigan, State of, Health and Human Services, Department of	E20233097-00 / Attachment N /	93.778	Grants to States for Medicaid	3,578	-
Health and Human Services, Department of	Pass-Through	Michigan, State of, Health and Human Services, Department of	E20233635-00/Project BL/QSCP-U	93.778	Grants to States for Medicaid	(8)	-
Health and Human Services, Department of	Pass-Through	Michigan, State of, Health and Human Services, Department of	E20234192-00/Project BY	93.778	Grants to States for Medicaid	5,574	-
Health and Human Services, Department of	Pass-Through	Michigan, State of, Health and Human Services, Department of	E20234277-00   Z	93.778	Grants to States for Medicaid	9,515	-
Health and Human Services, Department of	Pass-Through	Michigan, State of, Health and Human Services, Department of	E20234928-00 CL CHEC	93.778	Grants to States for Medicaid	37	-
Health and Human Services, Department of	Pass-Through	Michigan, State of, Health and Human Services, Department of	E20241260-AUMC	93.778	Grants to States for Medicaid	12,635	-
Health and Human Services, Department of	Pass-Through	Michigan, State of, Health and Human Services, Department of	E20241583-00 / W	93.778	Grants to States for Medicaid	302,880	-
Health and Human Services, Department of	Pass-Through	Michigan, State of, Health and Human Services, Department of	E20241774-00 / AH	93.778	Grants to States for Medicaid	31,777	-
Health and Human Services, Department of	Pass-Through	Michigan, State of, Health and Human Services, Department of	E20241775-00 / B	93.778	Grants to States for Medicaid	55,096	57,002
Health and Human Services, Department of	Pass-Through	Michigan, State of, Health and Human Services, Department of	E20241914-00 X (HMED-UM)	93.778	Grants to States for Medicaid	174,472	4,200
Health and Human Services, Department of	Pass-Through	Michigan, State of, Health and Human Services, Department of	E20242020-00 / AJ	93.778	Grants to States for Medicaid	1,018	-
Health and Human Services, Department of	Pass-Through	Michigan, State of, Health and Human Services, Department of	E20242025-00 / G	93.778	Grants to States for Medicaid	439,422	-
Health and Human Services, Department of	Pass-Through	Michigan, State of, Health and Human Services, Department of	E20242101-00 / BP	93.778	Grants to States for Medicaid	102,806	-
Health and Human Services, Department of	Pass-Through	Michigan, State of, Health and Human Services, Department of	E20242103-00 AL (LONGTRM-UM)	93.778	Grants to States for Medicaid	82,589	-
Health and Human Services, Department of	Pass-Through	Michigan, State of, Health and Human Services, Department of	E20242111-00 AX PEDMC	93.778	Grants to States for Medicaid	(1)	-
Health and Human Services, Department of	Pass-Through	Michigan, State of, Health and Human Services, Department of	E20242113-00 / AT	93.778	Grants to States for Medicaid	9,054	-
Health and Human Services, Department of	Pass-Through	Michigan, State of, Health and Human Services, Department of	E20242113-00 / BW	93.778	Grants to States for Medicaid	42,258	-
Health and Human Services, Department of	Pass-Through	Michigan, State of, Health and Human Services, Department of	E20242261-001 BK SCCEE	93.778	Grants to States for Medicaid	23,764	-
Health and Human Services, Department of	Pass-Through	Michigan, State of, Health and Human Services, Department of	E20242277-00 BR (ODTPC-UM)	93.778	Grants to States for Medicaid	13,192	-
Health and Human Services, Department of	Pass-Through	Michigan, State of, Health and Human Services, Department of	E20242547-00 / BA	93.778	Grants to States for Medicaid	56,561	-
Health and Human Services, Department of	Pass-Through	Michigan, State of, Health and Human Services, Department of	E20242598-00 BL SOUND	93.778	Grants to States for Medicaid	36,654	-
Health and Human Services, Department of	Pass-Through	Michigan, State of, Health and Human Services, Department of	E20242735-00 BN (PSYMS-UM)	93.778	Grants to States for Medicaid	24,621	-
Health and Human Services, Department of	Pass-Through	Michigan, State of, Health and Human Services, Department of	E20242887-00 BG (PHEQ-UM)	93.778	Grants to States for Medicaid	5,851,306	-
Health and Human Services, Department of	Pass-Through	Michigan, State of, Health and Human Services, Department of	E20242889-00 E BLDQI	93.778	Grants to States for Medicaid	37,987	-
Health and Human Services, Department of	Pass-Through	Michigan, State of, Health and Human Services, Department of	E20243081 (HMPUC-UM)	93.778	Grants to States for Medicaid	9,598	-
Health and Human Services, Department of	Pass-Through	Michigan, State of, Health and Human Services, Department of	E20243559-00 AZ PSCIP	93.778	Grants to States for Medicaid	37,392	-
Health and Human Services, Department of	Pass-Through	Michigan, State of, Health and Human Services, Department of	E20243560-00 AQ CHEC	93.778	Grants to States for Medicaid	302,005	-
Health and Human Services, Department of	Pass-Through	Michigan, State of, Health and Human Services, Department of	E20243634-00 BF (AACTIVE-UM)	93.778	Grants to States for Medicaid	46,260	-
Health and Human Services, Department of	Pass-Through	Michigan, State of, Health and Human Services, Department of	E20243763-00 / D	93.778	Grants to States for Medicaid	33,388	-
Health and Human Services, Department of	Pass-Through	Michigan, State of, Health and Human Services, Department of	E20243764-00 / F	93.778	Grants to States for Medicaid	(4,298)	-
Health and Human Services, Department of	Pass-Through	Michigan, State of, Health and Human Services, Department of	E20243766-00 / K, DIEOP-UM	93.778	Grants to States for Medicaid	47,577	-
Health and Human Services, Department of	Pass-Through	Michigan, State of, Health and Human Services, Department of	E20243768-00 AG (ICAMH-UM)	93.778	Grants to States for Medicaid	21,885	-
Health and Human Services, Department of	Pass-Through	Michigan, State of, Health and Human Services, Department of	E20244291-00 BQ ESMPCP	93.778	Grants to States for Medicaid	38,067	-
Health and Human Services, Department of	Pass-Through	Michigan, State of, Health and Human Services, Department of	E20244411-00	93.778	Grants to States for Medicaid	109,563	-
Health and Human Services, Department of	Pass-Through	Michigan, State of, Health and Human Services, Department of	E20244486-002 CB SCCEP	93.778	Grants to States for Medicaid	22,756	-
Health and Human Services, Department of	Pass-Through	Michigan, State of, Health and Human Services, Department of	E20244959-00 / CI	93.778	Grants to States for Medicaid	316,647	-
Health and Human Services, Department of	Pass-Through	Michigan, State of, Health and Human Services, Department of	E20245308-00	93.778	Grants to States for Medicaid	198,318	-
Health and Human Services, Department of	Pass-Through	Michigan, State of, Health and Human Services, Department of	E20245416-00 (MHICC-UM)	93.778	Grants to States for Medicaid	101,845	-
Health and Human Services, Department of	Pass-Through	Michigan, State of, Health and Human Services, Department of	E20251037-00 AB HMED	93.778	Grants to States for Medicaid	18,060	-
Health and Human Services, Department of	Pass-Through	Michigan, State of, Health and Human Services, Department of	E20251038-00 BM SDDMMH-UM	93.778	Grants to States for Medicaid	107,559	-
Health and Human Services, Department of	Pass-Through	Michigan, State of, Health and Human Services, Department of	E20251039-00 BS SUD-UM	93.778	Grants to States for Medicaid	210,909	-
Health and Human Services, Department of	Pass-Through	Michigan, State of, Health and Human Services, Department of	E20251063-001 U ESMPCP	93.778	Grants to States for Medicaid	127,563	-
Health and Human Services, Department of	Pass-Through	Michigan, State of, Health and Human Services, Department of	E20251144-00 BW E20251144-00	93.778	Grants to States for Medicaid	149,242	-
Health and Human Services, Department of	Pass-Through	Michigan, State of, Health and Human Services, Department of	E20251145-00 0 BRAP-UM	93.778	Grants to States for Medicaid	531,535	-
Health and Human Services, Department of	Pass-Through	Michigan, State of, Health and Human Services, Department of	E20251146-00 F BCPCO-UM	93.778	Grants to States for Medicaid	122,974	-
Health and Human Services, Department of	Pass-Through	Michigan, State of, Health and Human Services, Department of	E20251749-00 AE IALC-UM	93.778	Grants to States for Medicaid	15,538	-
Health and Human Services, Department of	Pass-Through	Michigan, State of, Health and Human Services, Department of	E20251798-00 AI LONGTRM	93.778	Grants to States for Medicaid	212,730	-
Health and Human Services, Department of	Pass-Through	Michigan, State of, Health and Human Services, Department of	E20251799-00 A AACTIVE	93.778	Grants to States for Medicaid	145,721	-
Health and Human Services, Department of	Pass-Through	Michigan, State of, Health and Human Services, Department of	E20251848-00 G BLDQI	93.778	Grants to States for Medicaid	91,439	-

**University of Michigan  
Schedule of Expenditures of Federal Awards  
For the Year Ended June 30, 2025**

Cluster Title/Federal Grantor/Program	Type	Pass-Through Grantor	Award Identifier	Assistance Listing Number	Assistance Listing Program Title	Federal Expenditures	Passed-Through to Subrecipients
Health and Human Services, Department of	Pass-Through	Michigan, State of, Health and Human Services, Department of	E20251892-00 L CHEPS	93.778	Grants to States for Medicaid	84,914	-
Health and Human Services, Department of	Pass-Through	Michigan, State of, Health and Human Services, Department of	E20251923-00 BC PEHUOC-UM	93.778	Grants to States for Medicaid	35,541	-
Health and Human Services, Department of	Pass-Through	Michigan, State of, Health and Human Services, Department of	E20251924-00 B AASDT-UM	93.778	Grants to States for Medicaid	58,048	-
Health and Human Services, Department of	Pass-Through	Michigan, State of, Health and Human Services, Department of	E20251971-00 BI QSCP-UM	93.778	Grants to States for Medicaid	47,869	-
Health and Human Services, Department of	Pass-Through	Michigan, State of, Health and Human Services, Department of	E20251972-00 MHICC-UM	93.778	Grants to States for Medicaid	10,627	-
Health and Human Services, Department of	Pass-Through	Michigan, State of, Health and Human Services, Department of	E20251998-00 BF PSCP	93.778	Grants to States for Medicaid	182,526	-
Health and Human Services, Department of	Pass-Through	Michigan, State of, Health and Human Services, Department of	E20252000-00 AS MOMP-UM	93.778	Grants to States for Medicaid	2,167,136	-
Health and Human Services, Department of	Pass-Through	Michigan, State of, Health and Human Services, Department of	E20252052-00 BH PTPDA-UM	93.778	Grants to States for Medicaid	152,946	-
Health and Human Services, Department of	Pass-Through	Michigan, State of, Health and Human Services, Department of	E20252054-00 N CMC3M-UM	93.778	Grants to States for Medicaid	1,196,805	-
Health and Human Services, Department of	Pass-Through	Michigan, State of, Health and Human Services, Department of	E20252057-00 I CCADE-UM	93.778	Grants to States for Medicaid	1,004,809	-
Health and Human Services, Department of	Pass-Through	Michigan, State of, Health and Human Services, Department of	E20252234-00 AF ICAMH	93.778	Grants to States for Medicaid	62,471	-
Health and Human Services, Department of	Pass-Through	Michigan, State of, Health and Human Services, Department of	E20252454-00 BD PHEQ	93.778	Grants to States for Medicaid	5,068,152	-
Health and Human Services, Department of	Pass-Through	Michigan, State of, Health and Human Services, Department of	E20252697-00 K CHEC	93.778	Grants to States for Medicaid	890,428	-
Health and Human Services, Department of	Pass-Through	Michigan, State of, Health and Human Services, Department of	E20253259-00 BK SCCEE	93.778	Grants to States for Medicaid	61,440	-
Health and Human Services, Department of	Pass-Through	Michigan, State of, Health and Human Services, Department of	E20253260-001 BL SCCEP	93.778	Grants to States for Medicaid	41,025	-
Health and Human Services, Department of	Pass-Through	Michigan, State of, Health and Human Services, Department of	E20253688-00	93.778	Grants to States for Medicaid	81,266	-
Health and Human Services, Department of	Pass-Through	Michigan, State of, Health and Human Services, Department of	E20253741-00 AW ODTPC	93.778	Grants to States for Medicaid	23,604	-
Health and Human Services, Department of	Pass-Through	Michigan, State of, Health and Human Services, Department of	E20253784-00 C ADAPTS-UM	93.778	Grants to States for Medicaid	46,999	-
Health and Human Services, Department of	Pass-Through	Michigan, State of, Health and Human Services, Department of	E20254091-002 BP SOUND	93.778	Grants to States for Medicaid	130,644	-
Health and Human Services, Department of	Pass-Through	Michigan, State of, Health and Human Services, Department of	E20255335-00 D AMHYD	93.778	Grants to States for Medicaid	39,163	-
Health and Human Services, Department of	Pass-Through	Michigan, State of, Health and Human Services, Department of	E20255402-00 CD ZSFY-UM	93.778	Grants to States for Medicaid	47,924	-
<b>Total Medicaid Cluster</b>						<b>\$ 22,740,424</b>	<b>\$ 61,202</b>
<b>RESEARCH AND DEVELOPMENT CLUSTER</b>							
Agriculture, Department of	Direct		58-8030-5-012	10.001	Agricultural Research Basic and Applied Research	\$ 6,497	-
Agriculture, Department of	Pass-Through	Research Corporation for Science Advancement	29011	10.001	Agricultural Research Basic and Applied Research	26,864	-
						<b>\$ 33,361</b>	<b>\$ -</b>
Agriculture, Department of	Direct		AP23WSNWR00C119	10.028	Wildlife Services	\$ 33,160	-
Agriculture, Department of	Direct		AM22ACERM11018-00	10.174	Acer Access Development Program	\$ 115,584	-
Agriculture, Department of	Direct		N122MSCFRXXXG068	10.202	Cooperative Forestry Research	\$ 8,838	-
Agriculture, Department of	Direct		N123MSCFRXXXG074	10.202	Cooperative Forestry Research	12,195	-
Agriculture, Department of	Direct		N124MSCFRXXXG034	10.202	Cooperative Forestry Research	237,243	-
Agriculture, Department of	Direct		N125MSCFRXXXG030	10.202	Cooperative Forestry Research	40,336	-
						<b>\$ 298,612</b>	<b>\$ -</b>
Agriculture, Department of	Direct		2021-38420-34072	10.210	Higher Education National Needs Graduate Fellowship Grants	\$ 60,198	-
Agriculture, Department of	Direct		2021-38420-34073	10.210	Higher Education National Needs Graduate Fellowship Grants	71,321	-
						<b>\$ 131,519</b>	<b>\$ -</b>
Agriculture, Department of	Pass-Through	Fourth State Technologies Inc.	Research Agreement	10.212	Small Business Innovation Research (SBIR) Program / Small Business Technology Transfer (STTR) Program	\$ 25,141	-
Agriculture, Department of	Pass-Through	The Regents of the University of Minnesota	H011171421	10.215	Sustainable Agriculture Research and Education	\$ 3,471	-
						<b>\$ 85,793</b>	<b>\$ -</b>
Agriculture, Department of	Pass-Through	Taza Aya Inc.	Research Agreement	10.243	American Rescue Plan Centers of Excellence for Meat and Poultry Processing and Food Safety Research and Innovation Phase III	\$ 85,793	-
Agriculture, Department of	Direct		58-4000-1-0092	10.250	Agricultural and Rural Economic Research, Cooperative Agreements and Collaborations	\$ (12)	-
Agriculture, Department of	Direct		58-4000-3-0075	10.250	Agricultural and Rural Economic Research, Cooperative Agreements and Collaborations	49,093	-
						<b>\$ 49,081</b>	<b>\$ -</b>
Agriculture, Department of	Pass-Through	Tufts University	EP0241437	10.255	Research Innovation and Development Grants in Economic (RIDGE)	\$ 52,651	-
Agriculture, Department of	Direct		2019-51106-30193	10.303	Integrated Programs	\$ (6,691)	\$ (8,873)
Agriculture, Department of	Direct		2020-67013-41537	10.310	Agriculture and Food Research Initiative (AFRI)	\$ 258,008	\$ 38,743
Agriculture, Department of	Direct		2021-67019-33423	10.310	Agriculture and Food Research Initiative (AFRI)	(2,234)	-
Agriculture, Department of	Direct		20216702139828	10.310	Agriculture and Food Research Initiative (AFRI)	117,491	45,589
Agriculture, Department of	Direct		2022-67011-36573	10.310	Agriculture and Food Research Initiative (AFRI)	7,990	-
Agriculture, Department of	Direct		2022-67012-38587	10.310	Agriculture and Food Research Initiative (AFRI)	30,929	-
Agriculture, Department of	Direct		2022-67017-36303	10.310	Agriculture and Food Research Initiative (AFRI)	301,396	120,410
Agriculture, Department of	Direct		2023-67013-41927	10.310	Agriculture and Food Research Initiative (AFRI)	30,233	-
Agriculture, Department of	Direct		2024-67011-42912	10.310	Agriculture and Food Research Initiative (AFRI)	56,399	-
Agriculture, Department of	Direct		2024-67015-42413	10.310	Agriculture and Food Research Initiative (AFRI)	34,337	8,069
Agriculture, Department of	Direct		2024-67019-42512	10.310	Agriculture and Food Research Initiative (AFRI)	142,546	10,612
Agriculture, Department of	Direct		2024-67021-41626	10.310	Agriculture and Food Research Initiative (AFRI)	201,929	-
Agriculture, Department of	Pass-Through	Embry-Riddle Aeronautical University	61572-01	10.310	Agriculture and Food Research Initiative (AFRI)	23,444	-
Agriculture, Department of	Pass-Through	University of Notre Dame, The	204064UM	10.310	Agriculture and Food Research Initiative (AFRI)	76,257	-
						<b>\$ 1,278,725</b>	<b>\$ 223,423</b>
Agriculture, Department of	Direct		19-DG-11420000-308	10.674	Wood Utilization Assistance	\$ 12,801	-
Agriculture, Department of	Pass-Through	Michigan Association of Conservation Districts (MACD)	Agreement	10.937	Partnerships for Climate-Smart Commodities	\$ 141,369	-
Agriculture, Department of	Pass-Through	University of Maryland, College Park	85121-Z5150202	10.950	Agricultural Statistics Reports	\$ 72	-
Agriculture, Department of	Direct		20-JV-11261955-081	10.RD		\$ 43,579	-
Agriculture, Department of	Direct		IPA - SCHLANGER, MARGO	10.RD		(27,004)	-
Agriculture, Department of	Pass-Through	Eastern Band of Cherokee Indians (EBCI)	Independent Contractor Agreeeme	10.RD		133,161	-
Agriculture, Department of	Pass-Through	The Rich Earth Institute, Inc.	23-000872	10.RD		53,346	-
						<b>\$ 203,082</b>	<b>\$ -</b>
Total Agriculture, Department of						<b>\$ 2,457,731</b>	<b>\$ 214,550</b>
Commerce, Department of	Direct		NA18SEC0080006	11.008	NOAA Mission-Related Education Awards	\$ (51)	-
Commerce, Department of	Pass-Through	Eastern Michigan University	Standard Agreement	11.008	NOAA Mission-Related Education Awards	2,522	-

**University of Michigan  
Schedule of Expenditures of Federal Awards  
For the Year Ended June 30, 2025**

Cluster Title/Federal Grantor/Program	Type	Pass-Through Grantor	Award Identifier	Assistance Listing Number	Assistance Listing Program Title	Federal Expenditures		Passed-Through to Subrecipients	
Commerce, Department of	Pass-Through	University of New Hampshire	PZL0194	11.008	NOAA Mission-Related Education Awards		\$ 143,529		\$ 118,076
						\$	146,000	\$	118,076
Commerce, Department of	Direct		NA200AR0110427	11.011	Ocean Exploration	\$	13,517	\$	-
Commerce, Department of	Direct		NA21OAR0110196	11.011	Ocean Exploration		11,459		11,795
Commerce, Department of	Direct		NA22OAR0110618	11.011	Ocean Exploration		40,569		-
Commerce, Department of	Direct		NA23OAR0110315	11.011	Ocean Exploration		63,868		-
						\$	129,413	\$	11,795
Commerce, Department of	Direct		NA24NOSX012C0018-T1-01	11.012	Integrated Ocean Observing System (IOOS)	\$	177,768	\$	14,733
Commerce, Department of	Pass-Through	Great Lakes Observing System (GLOS)	IOOS001/YR1-GLEN-01	11.012	Integrated Ocean Observing System (IOOS)		2,883		-
Commerce, Department of	Pass-Through	Great Lakes Observing System (GLOS)	IOOS098/YR4-OBS-36	11.012	Integrated Ocean Observing System (IOOS)		61,396		-
Commerce, Department of	Pass-Through	Great Lakes Observing System (GLOS)	OOS098/FY2-OBS-16	11.012	Integrated Ocean Observing System (IOOS)		62,136		-
						\$	304,183	\$	14,733
Commerce, Department of	Direct		CB20ADR0160002	11.016	Statistical, Research, and Methodology Assistance	\$	643,034	\$	193
Commerce, Department of	Direct		CB21RMD0160004	11.016	Statistical, Research, and Methodology Assistance		288,637		-
						\$	931,671	\$	193
					Science, Technology, Engineering, and Mathematics (STEM)				
Commerce, Department of	Direct		ED21HDQ0230008	11.023	Talent Challenge Program	\$	4,995	\$	-
Commerce, Department of	Pass-Through	TechTown	Subaward Agreement 006	11.024	BUILD TO SCALE	\$	624,884	\$	71,304
Commerce, Department of	Direct		ED21CHI3030025	11.303	Economic Development Technical Assistance	\$	17,242	\$	-
Commerce, Department of	Direct		ED21CHI3030025	11.303	Economic Development Technical Assistance		97,613		-
						\$	114,855	\$	-
Commerce, Department of	Direct		ED23HDQ3130005	11.313	Trade Adjustment Assistance for Firms	\$	1,078,708	\$	-
Commerce, Department of	Direct		NA22OAR40506741	11.405	Cooperative Institute (Inter-Agency Funded Activities)	\$	45,161	\$	-
Commerce, Department of	Direct		NA22OAR40506751	11.405	Cooperative Institute (Inter-Agency Funded Activities)		285,003		16,827
Commerce, Department of	Direct		NA22OAR40506761-T1-01	11.405	Cooperative Institute (Inter-Agency Funded Activities)		147,534		142,364
Commerce, Department of	Direct		NA23OAR40505941	11.405	Cooperative Institute (Inter-Agency Funded Activities)		566,746		6,464
Commerce, Department of	Direct		NA23OAR40506251	11.405	Cooperative Institute (Inter-Agency Funded Activities)		30,179		23,331
Commerce, Department of	Direct		NA23OAR40506261	11.405	Cooperative Institute (Inter-Agency Funded Activities)		367,889		-
Commerce, Department of	Direct		NA24OARX405C0005-T1-01	11.405	Cooperative Institute (Inter-Agency Funded Activities)		112,510		-
Commerce, Department of	Direct		NA24OARX405C0006-T1-01	11.405	Cooperative Institute (Inter-Agency Funded Activities)		7,211		-
Commerce, Department of	Direct		NA24OARX405C0020-T1-01	11.405	Cooperative Institute (Inter-Agency Funded Activities)		116,670		19,683
Commerce, Department of	Direct		NA24OARX405C0039-T1-01	11.405	Cooperative Institute (Inter-Agency Funded Activities)		140,176		-
						\$	1,819,079	\$	208,669
Commerce, Department of	Direct		NA18OAR4170102	11.417	Sea Grant Support	\$	(496,528)	\$	25,648
Commerce, Department of	Direct		NA22OAR4170084	11.417	Sea Grant Support		2,198,173		1,040,399
Commerce, Department of	Direct		NA23OAR4170115	11.417	Sea Grant Support		63,788		18,829
Commerce, Department of	Direct		NA24OARX417C0042	11.417	Sea Grant Support		74,898		-
Commerce, Department of	Direct		NA24OARX417C0043-T1-01	11.417	Sea Grant Support		42,742		-
Commerce, Department of	Direct		NA24OARX417C0157-T1-01	11.417	Sea Grant Support		1,035,056		433,863
Commerce, Department of	Direct		NA25OARX417C0120-T1-01	11.417	Sea Grant Support		32,201		-
Commerce, Department of	Pass-Through	Purdue University	18100059-058	11.417	Sea Grant Support		4,403		-
Commerce, Department of	Pass-Through	Purdue University	18100090-111	11.417	Sea Grant Support		45		-
						\$	2,954,778	\$	1,518,739
Commerce, Department of	Direct		NA19NOS4190058	11.419	Coastal Zone Management Administration Awards	\$	5,484,869	\$	4,496,700
Commerce, Department of	Direct		NA24NOSX419C0046-T1-01	11.419	Coastal Zone Management Administration Awards		53,738		-
Commerce, Department of	Pass-Through	Michigan Technological University	23-0095-Z1	11.419	Coastal Zone Management Administration Awards		39,830		-
						\$	5,578,437	\$	4,496,700
Commerce, Department of	Direct		NA24NOSX429G0033-T1-01	11.429	Marine Sanctuary Program	\$	21,842	\$	-
Commerce, Department of	Direct		NA20OAR4310148A	11.431	Climate and Atmospheric Research	\$	(508)	\$	-
Commerce, Department of	Direct		NA20OAR4310299	11.431	Climate and Atmospheric Research		141,236		-
Commerce, Department of	Direct		NA21OAR4310136	11.431	Climate and Atmospheric Research		71,491		-
Commerce, Department of	Direct		NA21OAR4310307	11.431	Climate and Atmospheric Research		1,217,892		312,092
Commerce, Department of	Direct		NA23OAR4310293	11.431	Climate and Atmospheric Research		120,466		-
Commerce, Department of	Direct		NA23OAR4310445-T1-01	11.431	Climate and Atmospheric Research		78,147		-
Commerce, Department of	Direct		NA23OAR4310494	11.431	Climate and Atmospheric Research		127,075		54,202
Commerce, Department of	Direct		NA24OARX431C0008-T1-01	11.431	Climate and Atmospheric Research		67,640		52,065
Commerce, Department of	Pass-Through	Headwaters Economics	Contract Agreement	11.431	Climate and Atmospheric Research		(1,117)		-
Commerce, Department of	Pass-Through	Stanford University	63636300-335489	11.431	Climate and Atmospheric Research		1,194		-
Commerce, Department of	Pass-Through	The College of William & Mary	744311-712687	11.431	Climate and Atmospheric Research		(1,196)		-
						\$	1,822,320	\$	418,359
Commerce, Department of	Direct		NA17OAR4320152	11.432	National Oceanic and Atmospheric Administration (NOAA) Cooperative Institutes	\$	(29,234)	\$	(575)
Commerce, Department of	Direct		NA22OAR4320150	11.432	National Oceanic and Atmospheric Administration (NOAA) Cooperative Institutes		6,774,813		1,795,571
						\$	6,745,579	\$	1,794,996
Commerce, Department of	Direct		NA22OAR4590188	11.459	Weather and Air Quality Research	\$	313,229	\$	58,589
Commerce, Department of	Pass-Through	University of Wisconsin	0000002151	11.459	Weather and Air Quality Research		61,133		-
						\$	374,362	\$	58,589
Commerce, Department of	Pass-Through	National Fish and Wildlife Foundation	0318.24.080237	11.473	Office for Coastal Management	\$	201,712	\$	108,518
Commerce, Department of	Pass-Through	United Houma Nation	UHN-2024-NOAA-UMICH	11.473	Office for Coastal Management		117,606		-
						\$	319,318	\$	108,518
Commerce, Department of	Direct		NA21NOS4780155	11.478	Center for Sponsored Coastal Ocean Research Coastal Ocean Program	\$	113,381	\$	19,275
Commerce, Department of	Direct		NA22NOS4780168-T1-01	11.478	Center for Sponsored Coastal Ocean Research Coastal Ocean Program		301,690		132,714
						\$	415,071	\$	151,989
Commerce, Department of	Direct		70NANB22H178	11.609	Measurement and Engineering Research and Standards	\$	(122)	\$	-
Commerce, Department of	Direct		70NANB23H010	11.609	Measurement and Engineering Research and Standards		250,025		-

**University of Michigan**  
**Schedule of Expenditures of Federal Awards**  
**For the Year Ended June 30, 2025**

Cluster Title/Federal Grantor/Program	Type	Pass-Through Grantor	Award Identifier	Assistance Listing		Assistance Listing Program Title	Federal Expenditures		Passed-Through to Subrecipients
				Number			\$	\$	
Commerce, Department of	Pass-Through	University of South Carolina	24-5748	11.609		Measurement and Engineering Research and Standards	44,190	-	
							\$ 294,093	\$ -	
Commerce, Department of	Pass-Through	National Center for Defense Manufacturing and Machining	Sub-Recipient Agreement	11.619		Arrangements for Interdisciplinary Research Infrastructure	\$ 493,179	\$ 17,003	
Commerce, Department of	Pass-Through	University of Cincinnati	014839-00002	11.619		Arrangements for Interdisciplinary Research Infrastructure	42	-	
							\$ 493,221	\$ 17,003	
Commerce, Department of	Pass-Through	COPD Foundation, Inc	Agreement	11.RD			\$ 151	\$ -	
Commerce, Department of	Pass-Through	Great Lakes Commission	Sea Grant Fellowship	11.RD			71,371	-	
Commerce, Department of	Pass-Through	Kettering University	P0042598	11.RD			8,949	-	
Commerce, Department of	Pass-Through	Reveal Global Consulting, LLC	Reveal -UMIC-2024-01	11.RD			73,044	-	
Commerce, Department of	Pass-Through	Southwest Michigan Planning Commission (SWMPC)	Agreement for Services	11.RD			25,647	-	
							\$ 179,162	\$ -	
			Total Commerce, Department of				\$ 24,351,971	\$ 8,989,663	
Defense, Department of	Pass-Through	National Center for Manufacturing Sciences	2023122-142328	12.225		Commercial Technologies for Maintenance Activities Program	\$ 1,850,486	\$ -	
Defense, Department of	Pass-Through	National Center for Manufacturing Sciences	2024175-143080	12.225		Commercial Technologies for Maintenance Activities Program	99,971	-	
							\$ 1,950,457	\$ -	
Defense, Department of	Direct		N00014-15-1-2752	12.300		Basic and Applied Scientific Research	\$ 371	\$ -	
Defense, Department of	Direct		N00014-17-1-2491	12.300		Basic and Applied Scientific Research	(1,151)	-	
Defense, Department of	Direct		N00014-17-1-2992	12.300		Basic and Applied Scientific Research	(1,384)	-	
Defense, Department of	Direct		N00014-18-1-2330	12.300		Basic and Applied Scientific Research	3,540	-	
Defense, Department of	Direct		N00014-18-1-2333	12.300		Basic and Applied Scientific Research	(10,114)	-	
Defense, Department of	Direct		N00014-20-1-2044	12.300		Basic and Applied Scientific Research	142,285	-	
Defense, Department of	Direct		N00014-20-1-2114	12.300		Basic and Applied Scientific Research	(5,218)	-	
Defense, Department of	Direct		N00014-20-1-2286	12.300		Basic and Applied Scientific Research	3,743	-	
Defense, Department of	Direct		N00014-20-1-2395	12.300		Basic and Applied Scientific Research	(5,560)	-	
Defense, Department of	Direct		N00014-20-1-2476	12.300		Basic and Applied Scientific Research	(195)	-	
Defense, Department of	Direct		N00014-20-1-2479	12.300		Basic and Applied Scientific Research	1,424,117	377,799	
Defense, Department of	Direct		N00014-21-1-2033	12.300		Basic and Applied Scientific Research	(38,624)	-	
Defense, Department of	Direct		N00014-21-1-2118	12.300		Basic and Applied Scientific Research	(8,597)	-	
Defense, Department of	Direct		N00014-21-1-2370	12.300		Basic and Applied Scientific Research	43,329	31,989	
Defense, Department of	Direct		N00014-21-1-2456	12.300		Basic and Applied Scientific Research	64,148	-	
Defense, Department of	Direct		N00014-21-1-2475	12.300		Basic and Applied Scientific Research	1,072,123	905,026	
Defense, Department of	Direct		N00014-21-1-2612	12.300		Basic and Applied Scientific Research	(17)	-	
Defense, Department of	Direct		N00014-21-1-2770	12.300		Basic and Applied Scientific Research	108,908	-	
Defense, Department of	Direct		N00014-21-1-2785	12.300		Basic and Applied Scientific Research	105,761	-	
Defense, Department of	Direct		N00014-21-1-2795	12.300		Basic and Applied Scientific Research	305,693	-	
Defense, Department of	Direct		N00014-22-1-2101	12.300		Basic and Applied Scientific Research	148,052	-	
Defense, Department of	Direct		N00014-22-1-2127	12.300		Basic and Applied Scientific Research	124,396	-	
Defense, Department of	Direct		N00014-22-1-2442	12.300		Basic and Applied Scientific Research	391,101	142,279	
Defense, Department of	Direct		N00014-22-1-2509	12.300		Basic and Applied Scientific Research	116,627	-	
Defense, Department of	Direct		N00014-22-1-2529	12.300		Basic and Applied Scientific Research	96,403	-	
Defense, Department of	Direct		N00014-22-1-2561	12.300		Basic and Applied Scientific Research	121,858	-	
Defense, Department of	Direct		N00014-22-1-2570	12.300		Basic and Applied Scientific Research	63,127	-	
Defense, Department of	Direct		N00014-22-1-2622	12.300		Basic and Applied Scientific Research	339,789	-	
Defense, Department of	Direct		N00014-22-1-2760	12.300		Basic and Applied Scientific Research	364,169	-	
Defense, Department of	Direct		N00014-22-1-2821	12.300		Basic and Applied Scientific Research	632,847	-	
Defense, Department of	Direct		N00014-23-1-2100	12.300		Basic and Applied Scientific Research	130,093	-	
Defense, Department of	Direct		N00014-23-1-2127	12.300		Basic and Applied Scientific Research	177,532	-	
Defense, Department of	Direct		N00014-23-1-2143	12.300		Basic and Applied Scientific Research	282,280	-	
Defense, Department of	Direct		N00014-23-1-2280	12.300		Basic and Applied Scientific Research	105,369	-	
Defense, Department of	Direct		N00014-23-1-2369	12.300		Basic and Applied Scientific Research	208,315	-	
Defense, Department of	Direct		N00014-23-1-2408	12.300		Basic and Applied Scientific Research	48,808	-	
Defense, Department of	Direct		N00014-23-1-2427	12.300		Basic and Applied Scientific Research	(2,620)	-	
Defense, Department of	Direct		N00014-23-1-2439	12.300		Basic and Applied Scientific Research	240,617	-	
Defense, Department of	Direct		N00014-23-1-2496	12.300		Basic and Applied Scientific Research	167,175	38,282	
Defense, Department of	Direct		N00014-23-1-2517	12.300		Basic and Applied Scientific Research	177,858	-	
Defense, Department of	Direct		N00014-23-1-2590	12.300		Basic and Applied Scientific Research	114,337	-	
Defense, Department of	Direct		N00014-23-1-2677	12.300		Basic and Applied Scientific Research	17,427	-	
Defense, Department of	Direct		N00014-23-1-2678	12.300		Basic and Applied Scientific Research	(299)	-	
Defense, Department of	Direct		N00014-23-1-2689	12.300		Basic and Applied Scientific Research	574,156	-	
Defense, Department of	Direct		N00014-23-1-2735	12.300		Basic and Applied Scientific Research	1,666,439	482,590	
Defense, Department of	Direct		N00014-23-1-2894	12.300		Basic and Applied Scientific Research	18,576	-	
Defense, Department of	Direct		N00014-24-1-2013	12.300		Basic and Applied Scientific Research	1,681,629	-	
Defense, Department of	Direct		N00014-24-1-2033	12.300		Basic and Applied Scientific Research	219,325	-	
Defense, Department of	Direct		N00014-24-1-2036	12.300		Basic and Applied Scientific Research	163,163	-	
Defense, Department of	Direct		N00014-24-1-2113	12.300		Basic and Applied Scientific Research	143,992	-	
Defense, Department of	Direct		N00014-24-1-2132	12.300		Basic and Applied Scientific Research	223,634	-	
Defense, Department of	Direct		N00014-24-1-2139	12.300		Basic and Applied Scientific Research	4,000	-	
Defense, Department of	Direct		N00014-24-1-2215	12.300		Basic and Applied Scientific Research	1,124,518	-	
Defense, Department of	Direct		N000142412266	12.300		Basic and Applied Scientific Research	189,495	-	
Defense, Department of	Direct		N000142412285	12.300		Basic and Applied Scientific Research	337,928	-	
Defense, Department of	Direct		N000142412289	12.300		Basic and Applied Scientific Research	140,688	-	
Defense, Department of	Direct		N000142412309	12.300		Basic and Applied Scientific Research	415,970	-	
Defense, Department of	Direct		N00014-24-1-2323	12.300		Basic and Applied Scientific Research	55,000	-	
Defense, Department of	Direct		N000142412376	12.300		Basic and Applied Scientific Research	215,377	32,597	
Defense, Department of	Direct		N00014-24-1-2420	12.300		Basic and Applied Scientific Research	225,205	-	
Defense, Department of	Direct		N00014-24-1-2455	12.300		Basic and Applied Scientific Research	105,568	-	
Defense, Department of	Direct		N000142412535	12.300		Basic and Applied Scientific Research	67,252	-	

**University of Michigan  
Schedule of Expenditures of Federal Awards  
For the Year Ended June 30, 2025**

Cluster Title/Federal Grantor/Program	Type	Pass-Through Grantor	Award Identifier	Assistance Listing Number	Assistance Listing Program Title	Federal Expenditures	Passed-Through to Subrecipients
Defense, Department of	Direct		N000142412571	12.300	Basic and Applied Scientific Research	92,044	-
Defense, Department of	Direct		N000142412572	12.300	Basic and Applied Scientific Research	30,192	-
Defense, Department of	Direct		N000142412581	12.300	Basic and Applied Scientific Research	304,460	-
Defense, Department of	Direct		N000142412638	12.300	Basic and Applied Scientific Research	118,421	-
Defense, Department of	Direct		N000142412694	12.300	Basic and Applied Scientific Research	103,302	-
Defense, Department of	Direct		N000142412742	12.300	Basic and Applied Scientific Research	685,605	380,939
Defense, Department of	Direct		N000142412744	12.300	Basic and Applied Scientific Research	105,903	-
Defense, Department of	Direct		N000142512039	12.300	Basic and Applied Scientific Research	25,989	-
Defense, Department of	Direct		N000142512077	12.300	Basic and Applied Scientific Research	153,401	-
Defense, Department of	Direct		N000142512133	12.300	Basic and Applied Scientific Research	62,262	-
Defense, Department of	Direct		N000142512207	12.300	Basic and Applied Scientific Research	20,952	-
Defense, Department of	Direct		N000142512213	12.300	Basic and Applied Scientific Research	19,024	-
Defense, Department of	Direct		N000142512280	12.300	Basic and Applied Scientific Research	55,422	-
Defense, Department of	Direct		N000142512312	12.300	Basic and Applied Scientific Research	10,920	-
Defense, Department of	Direct		N00167-24-1-0004	12.300	Basic and Applied Scientific Research	122,773	-
Defense, Department of	Direct		N00174-22-1-0014	12.300	Basic and Applied Scientific Research	132,407	-
Defense, Department of	Direct		N00174-22-1-0016	12.300	Basic and Applied Scientific Research	88,666	-
Defense, Department of	Direct		N00178-24-1-0011	12.300	Basic and Applied Scientific Research	27,915	-
Defense, Department of	Direct		N004212520002	12.300	Basic and Applied Scientific Research	16,982	-
Defense, Department of	Pass-Through	Boston University	4500005021	12.300	Basic and Applied Scientific Research	112,579	-
Defense, Department of	Pass-Through	Carnegie-Mellon University	1140217-441215	12.300	Basic and Applied Scientific Research	47,080	-
Defense, Department of	Pass-Through	Carnegie-Mellon University	1140225-468567	12.300	Basic and Applied Scientific Research	124,597	-
Defense, Department of	Pass-Through	Illinois Institute of Technology	A23-0120-S001	12.300	Basic and Applied Scientific Research	156,874	-
Defense, Department of	Pass-Through	North Dakota State University	FA0037339	12.300	Basic and Applied Scientific Research	102,087	-
Defense, Department of	Pass-Through	North Dakota State University	FAR0033631	12.300	Basic and Applied Scientific Research	5,142	-
Defense, Department of	Pass-Through	North Dakota State University	FAR0035572	12.300	Basic and Applied Scientific Research	222,954	-
Defense, Department of	Pass-Through	North Dakota State University	FAR0036415	12.300	Basic and Applied Scientific Research	294,342	-
Defense, Department of	Pass-Through	Northeastern University	503405-78052	12.300	Basic and Applied Scientific Research	235,282	-
Defense, Department of	Pass-Through	Stanford University	62947290-237269	12.300	Basic and Applied Scientific Research	231,023	-
Defense, Department of	Pass-Through	The Trustees of The University of Pennsylvania	4928960	12.300	Basic and Applied Scientific Research	(13,945)	-
Defense, Department of	Pass-Through	University of Memphis	A23-0163-S001	12.300	Basic and Applied Scientific Research	191,266	-
Defense, Department of	Pass-Through	University of Memphis	A25-0070-S001	12.300	Basic and Applied Scientific Research	273,940	-
Defense, Department of	Pass-Through	University of Southern California	SCON-00004775	12.300	Basic and Applied Scientific Research	187,598	-
Defense, Department of	Pass-Through	University of Southern Mississippi	8006988-01.01 UMich	12.300	Basic and Applied Scientific Research	312,214	-
Defense, Department of	Pass-Through	University of Tennessee - Knoxville	A23-0114	12.300	Basic and Applied Scientific Research	142,213	-
Defense, Department of	Pass-Through	University of Wisconsin	0000002565	12.300	Basic and Applied Scientific Research	230,004	-
Defense, Department of	Pass-Through	Yale University	CON-80005398 (GR125929)	12.300	Basic and Applied Scientific Research	112,766	-
						<b>\$ 19,984,990</b>	<b>\$ 2,391,301</b>
					Science, Technology, Engineering & Mathematics (STEM)		
Defense, Department of	Pass-Through	Virginia Polytechnic Institute and State University dba Virginia Tech	325100-19337	12.330	Education, Outreach and Workforce Program	\$ 113,072	-
Defense, Department of	Direct		HDTRA12110012	12.351	Scientific Research - Combating Weapons of Mass Destruction	\$ (39,191)	\$ 59,064
Defense, Department of	Pass-Through	The Pennsylvania State University (Penn State)	SA21-01	12.351	Scientific Research - Combating Weapons of Mass Destruction	907,598	-
						<b>\$ 868,407</b>	<b>\$ 59,064</b>
Defense, Department of	Direct		HT94252310046	12.420	Military Medical Research and Development	\$ 149,926	-
Defense, Department of	Direct		HT94252310084	12.420	Military Medical Research and Development	420,445	-
Defense, Department of	Direct		HT94252310097	12.420	Military Medical Research and Development	197,216	-
Defense, Department of	Direct		HT94252310210	12.420	Military Medical Research and Development	512,069	-
Defense, Department of	Direct		HT94252310327	12.420	Military Medical Research and Development	1,512,172	711,323
Defense, Department of	Direct		HT94252310678	12.420	Military Medical Research and Development	331,513	-
Defense, Department of	Direct		HT94252310697	12.420	Military Medical Research and Development	241,828	-
Defense, Department of	Direct		HT94252310698	12.420	Military Medical Research and Development	219,948	-
Defense, Department of	Direct		HT94252310811	12.420	Military Medical Research and Development	256,314	-
Defense, Department of	Direct		HT94252310862	12.420	Military Medical Research and Development	189,199	12,196
Defense, Department of	Direct		HT94252310926	12.420	Military Medical Research and Development	103,869	-
Defense, Department of	Direct		HT94252311041	12.420	Military Medical Research and Development	153,513	7,352
Defense, Department of	Direct		HT94252320010	12.420	Military Medical Research and Development	155,028	-
Defense, Department of	Direct		HT94252320011	12.420	Military Medical Research and Development	173,059	-
Defense, Department of	Direct		HT94252410054	12.420	Military Medical Research and Development	147,630	-
Defense, Department of	Direct		HT94252410156	12.420	Military Medical Research and Development	66,955	-
Defense, Department of	Direct		HT94252410475	12.420	Military Medical Research and Development	941,324	-
Defense, Department of	Direct		HT94252410601	12.420	Military Medical Research and Development	214,498	-
Defense, Department of	Direct		HT94252410974	12.420	Military Medical Research and Development	531,411	-
Defense, Department of	Direct		HT9425-24-1-1036	12.420	Military Medical Research and Development	80,176	6,022
Defense, Department of	Direct		HT94252411060	12.420	Military Medical Research and Development	86,591	-
Defense, Department of	Direct		HT94252420011	12.420	Military Medical Research and Development	300,942	-
Defense, Department of	Direct		HT94252510058	12.420	Military Medical Research and Development	20,554	-
Defense, Department of	Direct		HT94252510172	12.420	Military Medical Research and Development	59,704	-
Defense, Department of	Direct		W81XWH-15-1-0703	12.420	Military Medical Research and Development	5	-
Defense, Department of	Direct		W81XWH1810587	12.420	Military Medical Research and Development	(201)	-
Defense, Department of	Direct		W81XWH1810656	12.420	Military Medical Research and Development	8,237	-
Defense, Department of	Direct		W81XWH1910093	12.420	Military Medical Research and Development	(11,953)	-
Defense, Department of	Direct		W81XWH1910407/0011332752-0001	12.420	Military Medical Research and Development	21,894	-
Defense, Department of	Direct		W81XWH19-1-0528	12.420	Military Medical Research and Development	(41,592)	-
Defense, Department of	Direct		W81XWH19-1-0529	12.420	Military Medical Research and Development	120	-
Defense, Department of	Direct		W81XWH19-1-0530	12.420	Military Medical Research and Development	(10,172)	-
Defense, Department of	Direct		W81XWH19-1-0623	12.420	Military Medical Research and Development	24,728	-
Defense, Department of	Direct		W81XWH-20-1-0336	12.420	Military Medical Research and Development	30,946	41,802
Defense, Department of	Direct		W81XWH2010571	12.420	Military Medical Research and Development	(5,208)	-

**University of Michigan**  
**Schedule of Expenditures of Federal Awards**  
**For the Year Ended June 30, 2025**

Cluster Title/Federal Grantor/Program	Type	Pass-Through Grantor	Award Identifier	Assistance Listing Number	Assistance Listing Program Title	Federal Expenditures	Passed-Through to Subrecipients
Defense, Department of	Direct		W81XWH2010572	12.420	Military Medical Research and Development	67,188	-
Defense, Department of	Direct		W81XWH2010614	12.420	Military Medical Research and Development	(204)	(131)
Defense, Department of	Direct		W81XWH2010663	12.420	Military Medical Research and Development	(135)	-
Defense, Department of	Direct		W81XWH2110039	12.420	Military Medical Research and Development	1,213	-
Defense, Department of	Direct		W81XWH-21-1-0040	12.420	Military Medical Research and Development	(125)	-
Defense, Department of	Direct		W81XWH-21-1-0238	12.420	Military Medical Research and Development	261,381	26,658
Defense, Department of	Direct		W81XWH2110293	12.420	Military Medical Research and Development	(19,994)	-
Defense, Department of	Direct		W81XWH2110324	12.420	Military Medical Research and Development	339,890	85,121
Defense, Department of	Direct		W81XWH-21-1-0429	12.420	Military Medical Research and Development	643,361	-
Defense, Department of	Direct		W81XWH2110458	12.420	Military Medical Research and Development	(2,207)	-
Defense, Department of	Direct		W81XWH2110491	12.420	Military Medical Research and Development	568,370	-
Defense, Department of	Direct		W81XWH2110500	12.420	Military Medical Research and Development	35,680	-
Defense, Department of	Direct		W81XWH-21-1-0663	12.420	Military Medical Research and Development	13,903	-
Defense, Department of	Direct		W81XWH2110723	12.420	Military Medical Research and Development	179,465	-
Defense, Department of	Direct		W81XWH-21-1-0751	12.420	Military Medical Research and Development	267	13,425
Defense, Department of	Direct		W81XWH2110771	12.420	Military Medical Research and Development	193,852	135,871
Defense, Department of	Direct		W81XWH2110824	12.420	Military Medical Research and Development	356,811	-
Defense, Department of	Direct		W81XWH2110880	12.420	Military Medical Research and Development	207,460	-
Defense, Department of	Direct		W81XWH-21-2-0024	12.420	Military Medical Research and Development	191,820	-
Defense, Department of	Direct		W81XWH2210120	12.420	Military Medical Research and Development	225,896	-
Defense, Department of	Direct		W81XWH2210240	12.420	Military Medical Research and Development	105,547	-
Defense, Department of	Direct		W81XWH2210270	12.420	Military Medical Research and Development	215,045	-
Defense, Department of	Direct		W81XWH2210360	12.420	Military Medical Research and Development	94,703	-
Defense, Department of	Direct		W81XWH-22-1-0449	12.420	Military Medical Research and Development	98,974	-
Defense, Department of	Direct		W81XWH2210552	12.420	Military Medical Research and Development	284,237	-
Defense, Department of	Direct		W81XWH2210699	12.420	Military Medical Research and Development	18,068	-
Defense, Department of	Direct		W81XWH-22-1-0794	12.420	Military Medical Research and Development	534,037	43,604
Defense, Department of	Direct		W81XWH2210895	12.420	Military Medical Research and Development	169,918	-
Defense, Department of	Direct		W81XWH2210980	12.420	Military Medical Research and Development	143,911	-
Defense, Department of	Direct		W81XWH2211034	12.420	Military Medical Research and Development	363,168	-
Defense, Department of	Direct		W81XWH2211035	12.420	Military Medical Research and Development	404,546	26,331
Defense, Department of	Direct		W81XWH2211057	12.420	Military Medical Research and Development	448,733	-
Defense, Department of	Pass-Through	Duke University	313000118	12.420	Military Medical Research and Development	11,521	-
Defense, Department of	Pass-Through	Global Alliance for TB Drug Development	481092024	12.420	Military Medical Research and Development	21,543	-
Defense, Department of	Pass-Through	H. Lee Moffitt Cancer Center and Research Institute, Inc.	12-22816-99-01-G1	12.420	Military Medical Research and Development	83,202	-
Defense, Department of	Pass-Through	Health Research, Inc	537-01	12.420	Military Medical Research and Development	23,693	-
Defense, Department of	Pass-Through	Kessler Foundation Inc	40616-01	12.420	Military Medical Research and Development	197,781	-
Defense, Department of	Pass-Through	Libertizing Technologies, Inc. (LTI)	SUB-UM-0511	12.420	Military Medical Research and Development	39,197	-
Defense, Department of	Pass-Through	Medstar Health Research Institute, Inc.	5002437085	12.420	Military Medical Research and Development	123,245	-
Defense, Department of	Pass-Through	Memorial Sloan-Kettering Cancer Center (MSKCC)	C22309700A/C22494032	12.420	Military Medical Research and Development	27,649	-
Defense, Department of	Pass-Through	Memorial Sloan-Kettering Cancer Center (MSKCC)	C22840282	12.420	Military Medical Research and Development	46,181	-
Defense, Department of	Pass-Through	Michigan State University (MSU)	RC114054-UM	12.420	Military Medical Research and Development	87,922	-
Defense, Department of	Pass-Through	Northwestern University	6006804 Umich	12.420	Military Medical Research and Development	90,588	-
Defense, Department of	Pass-Through	Oregon Health and Science University	1025014_UMICH	12.420	Military Medical Research and Development	17,000	-
Defense, Department of	Pass-Through	Rosalind Franklin University of Medicine and Sciences	322803	12.420	Military Medical Research and Development	59,485	-
Defense, Department of	Pass-Through	St. Louis University	A00789-14176	12.420	Military Medical Research and Development	7,692	-
Defense, Department of	Pass-Through	State University of New York (SUNY)	R1401824	12.420	Military Medical Research and Development	56,647	-
Defense, Department of	Pass-Through	The Trustees of The University of Pennsylvania	578015 PO 4743923	12.420	Military Medical Research and Development	101,559	-
Defense, Department of	Pass-Through	The University of Texas Health Science Center at San Antonio	176926/176507	12.420	Military Medical Research and Development	14,993	-
Defense, Department of	Pass-Through	The University of Texas Southwestern Medical Center	GM 0210715	12.420	Military Medical Research and Development	19,050	-
Defense, Department of	Pass-Through	The University of Texas Southwestern Medical Center	GMO 251003 PO000003489	12.420	Military Medical Research and Development	110,840	-
Defense, Department of	Pass-Through	University of Colorado	FY25.1323.002 PTE 25B5167	12.420	Military Medical Research and Development	10,160	-
Defense, Department of	Pass-Through	University of Colorado-Denver/Anschutz Medical Campus	FY23.1191.001	12.420	Military Medical Research and Development	50,417	-
Defense, Department of	Pass-Through	University of Louisville Research Foundation, Inc.	ULRF_20-0810-01	12.420	Military Medical Research and Development	(15,665)	-
Defense, Department of	Pass-Through	University of Miami	OS00001229	12.420	Military Medical Research and Development	69,266	-
Defense, Department of	Pass-Through	University of Pittsburgh-Of The Commonwealth System of Higher Education	0056666 (413614-6)	12.420	Military Medical Research and Development	10,125	-
Defense, Department of	Pass-Through	University of Pittsburgh-Of The Commonwealth System of Higher Education	AWD00009702 (200458-1)	12.420	Military Medical Research and Development	18,559	-
Defense, Department of	Pass-Through	Washington State University	143150 WSU001092	12.420	Military Medical Research and Development	21,406	-
						<b>\$ 14,531,523</b>	<b>\$ 1,109,574</b>
						<b>\$ (4,137)</b>	<b>\$</b>
Defense, Department of	Direct		W911NF-17-1-0312	12.431	Basic Scientific Research	-	-
Defense, Department of	Direct		W911NF1810208	12.431	Basic Scientific Research	60,544	38,756
Defense, Department of	Direct		W911NF-18-1-0299	12.431	Basic Scientific Research	(60,337)	-
Defense, Department of	Direct		W911NF-19-1-0279	12.431	Basic Scientific Research	928,910	414,175
Defense, Department of	Direct		W911NF1920195	12.431	Basic Scientific Research	10,746	-
Defense, Department of	Direct		W911NF2010150	12.431	Basic Scientific Research	24,178	-
Defense, Department of	Direct		W911NF2110057	12.431	Basic Scientific Research	63,589	-
Defense, Department of	Direct		W911NF2110116	12.431	Basic Scientific Research	190,351	-
Defense, Department of	Direct		W911NF2110149	12.431	Basic Scientific Research	58,349	-
Defense, Department of	Direct		W911NF2110207	12.431	Basic Scientific Research	71,064	-
Defense, Department of	Direct		W911NF2110337	12.431	Basic Scientific Research	1,226,154	308,731
Defense, Department of	Direct		W911NF-22-1-0223	12.431	Basic Scientific Research	1,049,161	608,769
Defense, Department of	Direct		W911NF2210270	12.431	Basic Scientific Research	64,559	-
Defense, Department of	Direct		W911NF2220008	12.431	Basic Scientific Research	(142,702)	-
Defense, Department of	Direct		W911NF2220048	12.431	Basic Scientific Research	112,461	-
Defense, Department of	Direct		W911NF2220057	12.431	Basic Scientific Research	288,854	-
Defense, Department of	Direct		W911NF-22-2-0136	12.431	Basic Scientific Research	168,436	-
Defense, Department of	Direct		W911NF2220155	12.431	Basic Scientific Research	67,579	-
Defense, Department of	Direct		W911NF-22-2-0176	12.431	Basic Scientific Research	761,305	702,591

**University of Michigan  
Schedule of Expenditures of Federal Awards  
For the Year Ended June 30, 2025**

Cluster Title/Federal Grantor/Program	Type	Pass-Through Grantor	Award Identifier	Assistance Listing Number	Assistance Listing Program Title	Federal Expenditures	Passed-Through to Subrecipients
Defense, Department of	Direct		W911NF-23-1-0084	12.431	Basic Scientific Research	133,654	-
Defense, Department of	Direct		W911NF2310142	12.431	Basic Scientific Research	94,510	-
Defense, Department of	Direct		W911NF-23-1-0324	12.431	Basic Scientific Research	193,176	89,817
Defense, Department of	Direct		W911NF2310396	12.431	Basic Scientific Research	338,790	-
Defense, Department of	Direct		W911NF2320233	12.431	Basic Scientific Research	88,303	-
Defense, Department of	Direct		W911NF2410017	12.431	Basic Scientific Research	222,399	-
Defense, Department of	Direct		W911NF-24-1-0072	12.431	Basic Scientific Research	396,000	-
Defense, Department of	Direct		W911NF-24-1-0100	12.431	Basic Scientific Research	88,281	-
Defense, Department of	Direct		W911NF-24-1-0203	12.431	Basic Scientific Research	16,377	-
Defense, Department of	Direct		W911NF2410230	12.431	Basic Scientific Research	335,415	-
Defense, Department of	Direct		W911NF-24-2-0210	12.431	Basic Scientific Research	795,041	178,821
Defense, Department of	Direct		W911NF2510007	12.431	Basic Scientific Research	141,064	-
Defense, Department of	Direct		W911NF2510032	12.431	Basic Scientific Research	26,864	-
Defense, Department of	Direct		W911NF2510046	12.431	Basic Scientific Research	32,907	-
Defense, Department of	Direct		W911NF2510047	12.431	Basic Scientific Research	70,734	-
Defense, Department of	Direct		W911NF2510055	12.431	Basic Scientific Research	38,312	-
Defense, Department of	Direct		W911NF-25-1-0073	12.431	Basic Scientific Research	17,307	-
Defense, Department of	Direct		W911NF-25-1-0146	12.431	Basic Scientific Research	4,785	-
Defense, Department of	Pass-Through	Carnegie-Mellon University	1130302-477362	12.431	Basic Scientific Research	208,822	-
Defense, Department of	Pass-Through	Howard University	GRT000739 -10028449	12.431	Basic Scientific Research	137,405	-
Defense, Department of	Pass-Through	Michigan State University (MSU)	RC115642UM	12.431	Basic Scientific Research	44,666	-
Defense, Department of	Pass-Through	Montana Technological University (Montana Tech)	SB28550-A	12.431	Basic Scientific Research	316,684	-
Defense, Department of	Pass-Through	The Regents of the University of Minnesota	A006827501	12.431	Basic Scientific Research	72,307	-
Defense, Department of	Pass-Through	The Regents of the University of Minnesota	A008178001	12.431	Basic Scientific Research	388,154	-
Defense, Department of	Pass-Through	The Trustees of Columbia University In The City of New York dba Columbia University	2(GG018291-01)	12.431	Basic Scientific Research	249,559	-
Defense, Department of	Pass-Through	University of California, San Diego	703606	12.431	Basic Scientific Research	471,001	-
Defense, Department of	Pass-Through	University of Southern California	118827538	12.431	Basic Scientific Research	67,720	-
Defense, Department of	Pass-Through	University of Wisconsin	0000003220	12.431	Basic Scientific Research	162,135	-
						<u>\$ 10,091,436</u>	<u>\$ 2,341,660</u>
Defense, Department of	Pass-Through	Universities Space Research Association (USRA)	SUBK-22-0032	12.560	DOD, NDEP, DOTC-STEM Education Outreach Implementation	\$ 1,200	-
Defense, Department of	Direct		MCS2103-23-01	12.600	Community Investment	\$ 1,144,348	\$ 627,278
Defense, Department of	Direct		FA8651-23-2-0003	12.630	Basic, Applied, and Advanced Research in Science and Engineering	\$ 160,344	-
Defense, Department of	Direct		W911NF2320215	12.630	Basic, Applied, and Advanced Research in Science and Engineering	10,049	-
Defense, Department of	Direct		W911NF2520072	12.630	Basic, Applied, and Advanced Research in Science and Engineering	33,821	-
Defense, Department of	Direct		W912HZ-22-2-0020	12.630	Basic, Applied, and Advanced Research in Science and Engineering	29	-
Defense, Department of	Direct		W912HZ-23-2-0030	12.630	Basic, Applied, and Advanced Research in Science and Engineering	61,822	-
Defense, Department of	Direct		W912HZ-24-2-0047	12.630	Basic, Applied, and Advanced Research in Science and Engineering	46,258	-
Defense, Department of	Pass-Through	University of California, San Diego	705654	12.630	Basic, Applied, and Advanced Research in Science and Engineering	115,999	-
						<u>\$ 428,322</u>	<u>\$ -</u>
Defense, Department of	Pass-Through	Henry M. Jackson Foundation for the Advancement of Military Medicine, Inc (HJF)	1062683-6157-67277	12.750	Uniformed Services University Medical Research Projects	\$ 365,950	-
Defense, Department of	Pass-Through	Henry M. Jackson Foundation for the Advancement of Military Medicine, Inc (HJF)	1083171-6380-67583	12.750	Uniformed Services University Medical Research Projects	2,089,544	-
Defense, Department of	Pass-Through	Henry M. Jackson Foundation for the Advancement of Military Medicine, Inc (HJF)	5695	12.750	Uniformed Services University Medical Research Projects	(47,038)	-
Defense, Department of	Pass-Through	Henry M. Jackson Foundation for the Advancement of Military Medicine, Inc (HJF)	5870	12.750	Uniformed Services University Medical Research Projects	(49,810)	-
Defense, Department of	Pass-Through	Henry M. Jackson Foundation for the Advancement of Military Medicine, Inc (HJF)	FMP# 6170 -HJFAward# 67322	12.750	Uniformed Services University Medical Research Projects	73,357	-
Defense, Department of	Pass-Through	Indiana University	IN-4486955-UM/PO0021119	12.750	Uniformed Services University Medical Research Projects	(63)	-
						<u>\$ 2,431,940</u>	<u>\$ -</u>
Defense, Department of	Direct		FA2386-21-1-4066	12.800	Air Force Defense Research Sciences Program	\$ 38,118	-
Defense, Department of	Direct		FA8650-17-2-2208	12.800	Air Force Defense Research Sciences Program	132	-
Defense, Department of	Direct		FA8650-21-2-2217	12.800	Air Force Defense Research Sciences Program	93,424	77,584
Defense, Department of	Direct		FA9453-24-2-0007	12.800	Air Force Defense Research Sciences Program	2,056,734	921,310
Defense, Department of	Direct		FA9550-17-1-0195	12.800	Air Force Defense Research Sciences Program	351,784	166,650
Defense, Department of	Direct		FA9550-18-1-0343	12.800	Air Force Defense Research Sciences Program	(1,652)	-
Defense, Department of	Direct		FA9550-19-1-0186	12.800	Air Force Defense Research Sciences Program	(2,193)	-
Defense, Department of	Direct		FA9550-20-1-0265	12.800	Air Force Defense Research Sciences Program	11,636	-
Defense, Department of	Direct		FA9550-20-1-0380	12.800	Air Force Defense Research Sciences Program	203,207	-
Defense, Department of	Direct		FA9550-20-1-0385	12.800	Air Force Defense Research Sciences Program	34,521	-
Defense, Department of	Direct		FA9550-20-1-0425	12.800	Air Force Defense Research Sciences Program	42,584	17,741
Defense, Department of	Direct		FA9550-21-1-0019	12.800	Air Force Defense Research Sciences Program	27,904	-
Defense, Department of	Direct		FA9550-21-1-0065	12.800	Air Force Defense Research Sciences Program	4,926	-
Defense, Department of	Direct		FA9550-21-1-0079	12.800	Air Force Defense Research Sciences Program	50,937	-
Defense, Department of	Direct		FA9550-21-1-0098	12.800	Air Force Defense Research Sciences Program	(37)	-
Defense, Department of	Direct		FA9550-21-1-0184	12.800	Air Force Defense Research Sciences Program	569,090	-
Defense, Department of	Direct		FA9550-21-1-0260	12.800	Air Force Defense Research Sciences Program	37,451	-
Defense, Department of	Direct		FA9550-21-1-0302	12.800	Air Force Defense Research Sciences Program	113,372	-
Defense, Department of	Direct		FA9550-21-1-0410	12.800	Air Force Defense Research Sciences Program	147,424	-
Defense, Department of	Direct		FA9550-22-1-0077	12.800	Air Force Defense Research Sciences Program	160,201	145,857
Defense, Department of	Direct		FA9550-22-1-0099	12.800	Air Force Defense Research Sciences Program	202,330	-
Defense, Department of	Direct		FA9550-22-1-0172	12.800	Air Force Defense Research Sciences Program	200,179	-
Defense, Department of	Direct		FA9550-22-1-0215	12.800	Air Force Defense Research Sciences Program	342,143	8,575
Defense, Department of	Direct		FA9550-22-1-0285	12.800	Air Force Defense Research Sciences Program	(40,923)	-

**University of Michigan  
Schedule of Expenditures of Federal Awards  
For the Year Ended June 30, 2025**

Cluster Title/Federal Grantor/Program	Type	Pass-Through Grantor	Award Identifier	Assistance Listing Number	Assistance Listing Program Title	Federal Expenditures	Passed-Through to Subrecipients
Defense, Department of	Direct		FA9550-22-1-0319	12.800	Air Force Defense Research Sciences Program	138,647	-
Defense, Department of	Direct		FA9550-22-1-0321	12.800	Air Force Defense Research Sciences Program	143,927	-
Defense, Department of	Direct		FA9550-22-1-0322	12.800	Air Force Defense Research Sciences Program	9,023	-
Defense, Department of	Direct		FA9550-22-1-0325	12.800	Air Force Defense Research Sciences Program	184,974	-
Defense, Department of	Direct		FA9550-22-1-0530	12.800	Air Force Defense Research Sciences Program	237,829	-
Defense, Department of	Direct		FA9550-23-1-0044	12.800	Air Force Defense Research Sciences Program	231,162	-
Defense, Department of	Direct		FA9550-23-1-0067	12.800	Air Force Defense Research Sciences Program	(10,549)	-
Defense, Department of	Direct		FA9550-23-1-0073	12.800	Air Force Defense Research Sciences Program	274,865	-
Defense, Department of	Direct		FA9550-23-1-0138	12.800	Air Force Defense Research Sciences Program	148,422	-
Defense, Department of	Direct		FA9550-23-1-0163	12.800	Air Force Defense Research Sciences Program	145,785	-
Defense, Department of	Direct		FA9550-23-1-0172	12.800	Air Force Defense Research Sciences Program	257,866	-
Defense, Department of	Direct		FA9550-23-1-0323	12.800	Air Force Defense Research Sciences Program	175,952	-
Defense, Department of	Direct		FA9550-23-1-0334	12.800	Air Force Defense Research Sciences Program	1,709,486	433,132
Defense, Department of	Direct		FA9550-23-1-0466	12.800	Air Force Defense Research Sciences Program	262,962	-
Defense, Department of	Direct		FA9550-23-1-0557	12.800	Air Force Defense Research Sciences Program	1,308	-
Defense, Department of	Direct		FA9550-23-1-0639	12.800	Air Force Defense Research Sciences Program	293,762	-
Defense, Department of	Direct		FA9550-23-1-0760	12.800	Air Force Defense Research Sciences Program	140,371	-
Defense, Department of	Direct		FA9550-24-1-0002	12.800	Air Force Defense Research Sciences Program	454,783	376,654
Defense, Department of	Direct		FA9550-24-1-0010	12.800	Air Force Defense Research Sciences Program	352,450	-
Defense, Department of	Direct		FA9550-24-1-0017	12.800	Air Force Defense Research Sciences Program	466,421	-
Defense, Department of	Direct		FA9550-24-1-0087	12.800	Air Force Defense Research Sciences Program	364,195	-
Defense, Department of	Direct		FA9550-24-1-0091	12.800	Air Force Defense Research Sciences Program	77,365	-
Defense, Department of	Direct		FA9550-24-1-0098	12.800	Air Force Defense Research Sciences Program	115,549	-
Defense, Department of	Direct		FA9550-24-1-0185	12.800	Air Force Defense Research Sciences Program	60,365	-
Defense, Department of	Direct		FA9550-24-1-0246	12.800	Air Force Defense Research Sciences Program	34,490	-
Defense, Department of	Direct		FA9550-24-1-0259	12.800	Air Force Defense Research Sciences Program	44,403	-
Defense, Department of	Direct		FA9550-24-1-0662	12.800	Air Force Defense Research Sciences Program	48,729	-
Defense, Department of	Direct		FA9550-25-1-0025	12.800	Air Force Defense Research Sciences Program	16,411	-
Defense, Department of	Direct		FA9550-25-1-0076	12.800	Air Force Defense Research Sciences Program	49,927	-
Defense, Department of	Direct		FA9550-25-1-0089	12.800	Air Force Defense Research Sciences Program	1,000,000	-
Defense, Department of	Direct		FA9550-25-1-0120	12.800	Air Force Defense Research Sciences Program	89,820	-
Defense, Department of	Pass-Through	George Washington University	23-S15	12.800	Air Force Defense Research Sciences Program	631,033	-
Defense, Department of	Pass-Through	Henry M. Jackson Foundation for the Advancement of Military Medicine, Inc (HJF)	PO#1082961-FMP#6379-HJF#66741	12.800	Air Force Defense Research Sciences Program	59,026	-
Defense, Department of	Pass-Through	Johns Hopkins University	2006733943	12.800	Air Force Defense Research Sciences Program	4,436	-
Defense, Department of	Pass-Through	Michigan State University (MSU)	RC114489UM	12.800	Air Force Defense Research Sciences Program	101,812	-
Defense, Department of	Pass-Through	Michigan State University (MSU)	RC115546UM	12.800	Air Force Defense Research Sciences Program	(18,166)	-
Defense, Department of	Pass-Through	Rochester Institute of Technology	32294-04	12.800	Air Force Defense Research Sciences Program	94,781	-
Defense, Department of	Pass-Through	Stanford University	62696833-227888	12.800	Air Force Defense Research Sciences Program	9,658	-
Defense, Department of	Pass-Through	Texas A & M University	M2300784	12.800	Air Force Defense Research Sciences Program	(598)	-
Defense, Department of	Pass-Through	Texas A & M University	M2403149	12.800	Air Force Defense Research Sciences Program	107,655	-
Defense, Department of	Pass-Through	Texas Southern University	A-3535	12.800	Air Force Defense Research Sciences Program	40,898	-
Defense, Department of	Pass-Through	The Regents of the University of Minnesota	SUBA00000669-A011767901	12.800	Air Force Defense Research Sciences Program	17,936	-
Defense, Department of	Pass-Through	The University of Texas at Austin	UTA21-000025	12.800	Air Force Defense Research Sciences Program	101,806	-
Defense, Department of	Pass-Through	The University of Texas at Austin	UTALUS-SUB00001709	12.800	Air Force Defense Research Sciences Program	8,583	-
Defense, Department of	Pass-Through	Trustees of Dartmouth College	R1643	12.800	Air Force Defense Research Sciences Program	25,741	-
Defense, Department of	Pass-Through	University of California, San Diego	707376	12.800	Air Force Defense Research Sciences Program	41,247	-
Defense, Department of	Pass-Through	University of California-Santa Cruz	A24-0380-5001	12.800	Air Force Defense Research Sciences Program	87,890	-
Defense, Department of	Pass-Through	University of Colorado	FY25.1112.002	12.800	Air Force Defense Research Sciences Program	2,257	-
Defense, Department of	Pass-Through	University of Colorado-Denver/Anschutz Medical Campus	FY22.1112.002/Project 3-5-A183	12.800	Air Force Defense Research Sciences Program	28,555	-
Defense, Department of	Pass-Through	University of Illinois-Urbana-Champaign	115074-19750	12.800	Air Force Defense Research Sciences Program	90,453	-
Defense, Department of	Pass-Through	University of New Mexico	271704-871E	12.800	Air Force Defense Research Sciences Program	292,825	-
						<b>\$ 13,891,820</b>	<b>\$ 2,147,503</b>
Defense, Department of	Direct		HR0011-24-3-0368	12.900	Language Grant Program	78,296	-
Defense, Department of	Direct		FA8650-19-1-7997	12.901	Mathematical Sciences Grants	1,377	-
Defense, Department of	Direct		H98230-24-1-0015	12.901	Mathematical Sciences Grants	21,470	-
						<b>\$ 22,847</b>	<b>\$ -</b>
Defense, Department of	Pass-Through	Oakland University	24-2657-A0001-SUB05	12.903	GenCyber Grants Program	91,381	-
Defense, Department of	Direct		D24AP00315	12.910	Research and Technology Development	\$ 155,950	\$ -
Defense, Department of	Direct		D24AP00323	12.910	Research and Technology Development	14,330	-
Defense, Department of	Direct		D24AP00328	12.910	Research and Technology Development	241,595	-
Defense, Department of	Direct		HR0011-24-2-0352	12.910	Research and Technology Development	332,786	278,426
Defense, Department of	Direct		HR0011-24-2-0375	12.910	Research and Technology Development	717,758	173,497
Defense, Department of	Direct		HR0011-25-2-0009	12.910	Research and Technology Development	160,956	112,495
Defense, Department of	Direct		W56HZV-19-2-0001	12.910	Research and Technology Development	8,099,877	7,678,044
Defense, Department of	Direct		W56HZV-24-2-0001	12.910	Research and Technology Development	3,622,661	1,303,457
Defense, Department of	Pass-Through	Arizona State University	ASUB00000087	12.910	Research and Technology Development	144,523	-
Defense, Department of	Pass-Through	Arizona State University	ASUB00001150	12.910	Research and Technology Development	(5,816)	-
Defense, Department of	Pass-Through	Defense, Department of-Air Force, Department of the	FA8650-18-2-7864	12.910	Research and Technology Development	(311)	-
Defense, Department of	Pass-Through	Defense, Department of-Navy, Department of the	N660012214032	12.910	Research and Technology Development	17,797	-
Defense, Department of	Pass-Through	New York University	F1400-04	12.910	Research and Technology Development	(2,600)	-
Defense, Department of	Pass-Through	Oregon State University	X0212A-A	12.910	Research and Technology Development	(731)	-
Defense, Department of	Pass-Through	Stevens Institute of Technology	2103590-03	12.910	Research and Technology Development	528,194	-
Defense, Department of	Pass-Through	University of California - Berkeley	00010217	12.910	Research and Technology Development	24,972	-
Defense, Department of	Pass-Through	University of California - Los Angeles	0145 G YA123	12.910	Research and Technology Development	(4,467)	-
Defense, Department of	Pass-Through	University of Illinois-Urbana-Champaign	108335-18905	12.910	Research and Technology Development	37,216	-
Defense, Department of	Pass-Through	University of Pittsburgh Medical Center (UPMC)	AWD00001593 (416052-7)	12.910	Research and Technology Development	(134,585)	-
Defense, Department of	Pass-Through	University of Pittsburgh Medical Center (UPMC)	AWD00001593 (419447-7A)	12.910	Research and Technology Development	101,066	-
Defense, Department of	Pass-Through	University of Wisconsin	0000002376	12.910	Research and Technology Development	69,897	-

**University of Michigan  
Schedule of Expenditures of Federal Awards  
For the Year Ended June 30, 2025**

Cluster Title/Federal Grantor/Program	Type	Pass-Through Grantor	Award Identifier	Assistance Listing Number	Assistance Listing Program Title	Federal Expenditures		Passed-Through to Subrecipients	
						\$	\$		
Defense, Department of	Direct		FA8650-19-C-1831	12.RD		\$	14,121,068	\$	9,545,919
Defense, Department of	Direct		FA8650-19-C-9105	12.RD		\$	41	\$	-
Defense, Department of	Direct		FA8650-23-C-7310	12.RD			605		-
Defense, Department of	Direct		HDTRA119C0054	12.RD			536,482		-
Defense, Department of	Direct		HDTRA1-24-C-0002	12.RD			(295)		-
Defense, Department of	Direct		HR001121C0241	12.RD			1,434,608		-
Defense, Department of	Direct		HR0011-24-C-0315	12.RD			321,158		51,014
Defense, Department of	Direct		HR0011-25-3-0307	12.RD			4,243,355		-
Defense, Department of	Direct		N00014-19-C-1029	12.RD			94,090		-
Defense, Department of	Direct		N00014-19-C-1029	12.RD			51,865		-
Defense, Department of	Direct		N6600120C4026	12.RD			332,015		-
Defense, Department of	Direct		W912HQ21C0052	12.RD			165,007		160,856
Defense, Department of	Direct		W912HZ24C0054	12.RD			373,055		23,403
Defense, Department of	Direct		AL210115	12.RD			38,729		-
Defense, Department of	Pass-Through	2N Pharma ApS	Research Agreement	12.RD			16,735		-
Defense, Department of	Pass-Through	Amphionic, LLC	SA-22036.014	12.RD			61,826		-
Defense, Department of	Pass-Through	Applied Research Institute, Inc. dba Indiana Innovation Institute	ASUB00001458	12.RD			493,941		-
Defense, Department of	Pass-Through	Arizona State University	292-003-UM	12.RD			913,402		-
Defense, Department of	Pass-Through	Azimuth Corporation	DoD 2112-0586 Sub	12.RD			17,518		-
Defense, Department of	Pass-Through	Cleveland VA Medical Research and Education Foundation	N00014-23-C-2029	12.RD			49,355		33,759
Defense, Department of	Pass-Through	Daniel H. Wagner Associates, Inc.	Research Agreement	12.RD			96,400		-
Defense, Department of	Pass-Through	Decision Systems Corporation, Inc. (dba Third Insight)	Research Agreement	12.RD			30,731		-
Defense, Department of	Pass-Through	Dephy, Inc.	6000001641	12.RD			333		-
Defense, Department of	Pass-Through	General Electric Company	AWD-001331-S7	12.RD			170,557		-
Defense, Department of	Pass-Through	Georgia Institute of Technology	AWD-002983-G2	12.RD			(258)		-
Defense, Department of	Pass-Through	Georgia Institute of Technology	Research Agreement	12.RD			117,497		-
Defense, Department of	Pass-Through	Global Technology Connection, Inc.	5300042292	12.RD			(1,239)		-
Defense, Department of	Pass-Through	Grumman Aerospace Corporation	6601-68842-1099244	12.RD			(453)		-
Defense, Department of	Pass-Through	Henry M. Jackson Foundation for the Advancement of Military Medicine, Inc (HJF)	9162-UM (PO0469156)	12.RD			214,752		-
Defense, Department of	Pass-Through	Indiana University	FA8650-22-F-6209	12.RD			872,695		-
Defense, Department of	Pass-Through	Infoscitex Corporation	Purchase Order: SB20324	12.RD			95,970		-
Defense, Department of	Pass-Through	Innovative Scientific Solutions, Inc.	SB20309	12.RD			15,126		-
Defense, Department of	Pass-Through	Innovative Scientific Solutions, Inc.	DRIVEUSA	12.RD			10,439		-
Defense, Department of	Pass-Through	Johns Hopkins University	Research Agreement	12.RD			18,054		-
Defense, Department of	Pass-Through	Karax LLC	K003088-00-S06	12.RD			(3,114)		-
Defense, Department of	Pass-Through	Kitware, Inc	7697749	12.RD			61,178		-
Defense, Department of	Pass-Through	Lawrence Berkeley National Laboratory	P010287289.01	12.RD			(14,164)		-
Defense, Department of	Pass-Through	Leidos, Inc.	PO# 7000639387	12.RD			179		-
Defense, Department of	Pass-Through	Lincoln Laboratory	Subcontract Research Agmt	12.RD			32,266		-
Defense, Department of	Pass-Through	Macomb, County of	PO7000598664	12.RD			91,644		-
Defense, Department of	Pass-Through	Massachusetts Institute of Technology	Research Agreement	12.RD			22,579		-
Defense, Department of	Pass-Through	Matregenix	MCW Subcontract	12.RD			99,885		-
Defense, Department of	Pass-Through	Medical College of Wisconsin	Case 342543	12.RD			76,802		-
Defense, Department of	Pass-Through	Michigan, State of, Economic Development Corporation	MW2022-03	12.RD			282,794		-
Defense, Department of	Pass-Through	MONTANA State University	CS230067	12.RD			8,689		-
Defense, Department of	Pass-Through	NextGen Aeronautics, Inc	PO No: 23-06 / Sales Order: 31	12.RD			131,190		-
Defense, Department of	Pass-Through	North Carolina State University	2022-1057-01	12.RD			9,438		-
Defense, Department of	Pass-Through	PNI Sensor Corporation	ROUNDTABLE RESEARCH AGREEME	12.RD			128,866		-
Defense, Department of	Pass-Through	Purdue University	13001555-120	12.RD			17,877		-
Defense, Department of	Pass-Through	RTX Corporation	HR011-21-C-0244	12.RD			62,969		-
Defense, Department of	Pass-Through	Stealth Software Technologies, Inc.	Subcontract Agreement	12.RD			(16,144)		-
Defense, Department of	Pass-Through	Stevens Institute of Technology	2103299-03	12.RD			(11,955)		-
Defense, Department of	Pass-Through	Strategic Ohio Council for Higher Education (SOCHE)	Fellowship Agreement	12.RD			87,284		-
Defense, Department of	Pass-Through	The Ohio State University	PO-1001524335	12.RD			62,961		-
Defense, Department of	Pass-Through	ThermoAnalytics, Inc.	TAL-24-0401	12.RD			10,299		-
Defense, Department of	Pass-Through	UES, Inc.	SUBCONTRACT No. S-215-20G-001	12.RD			150,692		-
Defense, Department of	Pass-Through	University of California, San Francisco (UCSF)	11180sc	12.RD			79,318		-
Defense, Department of	Pass-Through	University of Colorado-Denver/Anschutz Medical Campus	FY24.891.018	12.RD			41,077		-
Defense, Department of	Pass-Through	University of Florida	P0287243/SUB00003664	12.RD			55,914		-
Defense, Department of	Pass-Through	University of Illinois-Urbana-Champaign	106369-18729	12.RD			149,198		-
Defense, Department of	Pass-Through	University of Kentucky	3200006747-25-207	12.RD			20,405		-
Defense, Department of	Pass-Through	University of Utah	10068816-02-UM	12.RD			2,838		-
Defense, Department of	Pass-Through	Wake Forest University	2588-45829-11000002365	12.RD			59,162		-
							96,231		-
			Total Defense, Department of			\$	12,580,454	\$	269,032
						\$	92,331,561	\$	18,491,331
Housing and Urban Development, Department of	Pass-Through	Johns Hopkins University	2006795176	14.506	General Research and Technology Activity	\$	21,592	\$	-
Housing and Urban Development, Department of	Direct		H-21754 CA	14.536	Research, Evaluation, and Demonstrations		218,695		110,000
			Total Housing and Urban Development, Department of			\$	240,287	\$	110,000
Interior, Department of the	Direct		R22AC00426	15.506	Water Desalination Research and Development	\$	(13,889)	\$	-
Interior, Department of the	Pass-Through	Michigan, State of, Natural Resources, Department of	Project Agreement	15.616	Clean Vessel Act	\$	57,807	\$	24,763
Interior, Department of the	Direct		F24AC00499-00	15.686	National Fish Habitat Partnership	\$	2,892	\$	-
Interior, Department of the	Direct		G23AP00498-00	15.807	Earthquake Hazards Program Assistance	\$	54,783	\$	-
Interior, Department of the	Direct		G23AC00098-05	15.808	U.S. Geological Survey Research and Data Collection	\$	71,172	\$	-
Interior, Department of the	Direct		G23AC00233-00	15.808	U.S. Geological Survey Research and Data Collection		74,629		-

**University of Michigan  
Schedule of Expenditures of Federal Awards  
For the Year Ended June 30, 2025**

Cluster Title/Federal Grantor/Program	Type	Pass-Through Grantor	Award Identifier	Assistance Listing		Assistance Listing Program Title	Federal Expenditures	Passed-Through to Subrecipients
				Number				
Interior, Department of the	Direct		G23AC00555-04	15.808		U.S. Geological Survey Research and Data Collection	68,695	-
Interior, Department of the	Direct		G24AC00640-02	15.808		U.S. Geological Survey Research and Data Collection	33,647	-
Interior, Department of the	Pass-Through	University of Maryland Center for Environmental Science (UMCES)	SA075258990 PO125393	15.808		U.S. Geological Survey Research and Data Collection	79,166	-
							<u>\$ 327,309</u>	<u>\$ -</u>
Interior, Department of the	Direct		P22AP01556-00	15.926		American Battlefield Protection	44,962	-
Interior, Department of the	Direct		P24AC01051-00	15.945		National Park System	20,500	-
Interior, Department of the	Direct		P24AC01326-01	15.945		Cooperative Research and Training Programs – Resources of the National Park System	49,061	-
							<u>\$ 69,561</u>	<u>\$ -</u>
Interior, Department of the	Pass-Through	American Bureau of Shipping (ABS)	5177977	15.RD			118,370	-
			Total Interior, Department of the				<u>\$ 661,795</u>	<u>\$ 24,763</u>
Justice, Department of	Direct		15JOVW-22-GG-00289-LEGA	16.524		Legal Assistance for Victims	253,255	27,085
Justice, Department of	Direct		2020-WA-AX-0011	16.525		Grants to Reduce Domestic Violence, Dating Violence, Sexual Assault, and Stalking on Campus	1,776	-
Justice, Department of	Direct		15PNIJ-24-GG-02843-RESS	16.560		National Institute of Justice Research, Evaluation, and Development Project Grants	11,995	-
Justice, Department of	Direct		2019-MU-MU-0004	16.560		National Institute of Justice Research, Evaluation, and Development Project Grants	79,043	690
Justice, Department of	Pass-Through	University of Pittsburgh Medical Center (UPMC)	CNVA00059288(413841-4)	16.560		National Institute of Justice Research, Evaluation, and Development Project Grants	385,272	-
							<u>\$ 476,310</u>	<u>\$ 690</u>
Justice, Department of	Direct		15PBJS-21-GK-02811-RESS	16.734		Special Data Collections and Statistical Studies	73,545	-
Justice, Department of	Direct		2019-FA-BX-0011	16.746		Capital Case Litigation Initiative	(3,750)	-
Justice, Department of	Pass-Through	Michigan, State of, State Police	23-COSSUP-04	16.838		Comprehensive Opioid, Stimulant, and other Substances Use Program	150,999	-
Justice, Department of	Pass-Through	Michigan, State of, State Police	COSSAP-01	16.838		Comprehensive Opioid, Stimulant, and other Substances Use Program	293,076	-
							<u>\$ 444,075</u>	<u>\$ -</u>
Justice, Department of	Direct		15PBJA-23-GK-00798-STOP	16.839		STOP School Violence	1,615,796	162,588
Justice, Department of	Direct		15PNIJ-24-GG-02403-STOP	16.839		STOP School Violence	31,065	-
Justice, Department of	Direct		2019-YS-BX-K001	16.839		STOP School Violence	1,149,993	-
Justice, Department of	Pass-Through	Michigan, State of, State Police	STOP-MH-2-2024	16.839		STOP School Violence	31,346	-
Justice, Department of	Pass-Through	Michigan, State of, State Police	STOP-SSC-1-2024	16.839		STOP School Violence	35,505	-
							<u>\$ 2,863,705</u>	<u>\$ 162,588</u>
Justice, Department of	Direct		GOJPBJS23000097	16.RD			2,674,757	-
Justice, Department of	Pass-Through	National Police Foundation	15PBJA-21-GK-04011-JAGT	16.RD			30,773	-
Justice, Department of	Pass-Through	West Virginia University	09-097U00-UM	16.RD			53,566	-
							<u>\$ 2,759,096</u>	<u>\$ -</u>
			Total Justice, Department of				<u>\$ 6,868,012</u>	<u>\$ 190,363</u>
State, Department of	Pass-Through	World Learning	SECAGD22CA0052	19.009		Academic Exchange Programs - Undergraduate Programs	9,542	-
State, Department of	Direct		STC10023GR0014	19.021		Investing in People in The Middle East and North Africa	8,394	-
State, Department of	Pass-Through	Bethlehem Chamber of Commerce and Industry (BCCI)	SIS50024CA0515	19.021		Investing in People in The Middle East and North Africa	4,992	-
							<u>\$ 13,386</u>	<u>\$ -</u>
State, Department of	Direct		SLMAQM20GR2336	19.025		U.S. Ambassadors Fund for Cultural Preservation	116,542	-
State, Department of	Direct		SJA25023GR0004	19.040		Public Diplomacy Programs	6,675	-
State, Department of	Direct		SJA70523CA0003	19.040		Public Diplomacy Programs	10,836	-
							<u>\$ 17,511</u>	<u>\$ -</u>
State, Department of	Pass-Through	Psiphon Inc	Research Agreement	19.RD			65,894	-
State, Department of	Pass-Through	SRI International	PO100653	19.RD			50,435	-
							<u>\$ 116,329</u>	<u>\$ -</u>
			Total State, Department of				<u>\$ 273,310</u>	<u>\$ -</u>
Transportation, Department of	Direct		692M152140010	20.108		Aviation Research Grants	74,204	-
Transportation, Department of	Pass-Through	The Pennsylvania State University (Penn State)	S006513-FAA	20.109		Air Transportation Centers of Excellence	5,881	-
							<u>\$ 79,085</u>	<u>\$ -</u>
Transportation, Department of	Direct		69A3352540054	20.115		Fueling Aviation's Sustainable Transition via Sustainable Aviation Fuels (FAST-SAF) and Low-Emissions Aviation Technologies (FAST-Tech) Grant	147,793	105,273
Transportation, Department of	Direct		693JJ32150006	20.200		Highway Research and Development Program	1,303,270	412,361
Transportation, Department of	Direct		693JJ32450012	20.200		Highway Research and Development Program	2,488,452	1,262,428
Transportation, Department of	Pass-Through	Detroit, City of	Grant Agreement	20.200		Highway Research and Development Program	1,285,458	-
							<u>\$ 5,077,180</u>	<u>\$ 1,674,789</u>
Transportation, Department of	Direct		693JJ32545024	20.215		Highway Training and Education	6,703	-
Transportation, Department of	Pass-Through	Michigan, State of, Transportation, Department of	2019-0312	20.505		Metropolitan Transportation Planning and State and Non-Metropolitan Planning and Research	146	-
Transportation, Department of	Pass-Through	Michigan, State of, Transportation, Department of	2019-0312	20.505		Metropolitan Transportation Planning and State and Non-Metropolitan Planning and Research	62,293	-
Transportation, Department of	Pass-Through	Michigan, State of, Transportation, Department of	2022-0433	20.505		Metropolitan Transportation Planning and State and Non-Metropolitan Planning and Research	72,310	-
Transportation, Department of	Pass-Through	Michigan, State of, Transportation, Department of	2022-0433 Z7	20.505		Metropolitan Transportation Planning and State and Non-Metropolitan Planning and Research	112,395	-
Transportation, Department of	Pass-Through	Michigan, State of, Transportation, Department of	2022-0433/Z5	20.505		Metropolitan Transportation Planning and State and Non-Metropolitan Planning and Research	102,434	-
							<u>\$ 349,578</u>	<u>\$ -</u>
Transportation, Department of	Direct		693JJ92550003/693JJ925RQ00004	20.614		National Highway Traffic Safety Administration (NHTSA) Discretionary Safety Grants and Cooperative Agreements	140,574	-

**University of Michigan  
Schedule of Expenditures of Federal Awards  
For the Year Ended June 30, 2025**

Cluster Title/Federal Grantor/Program	Type	Pass-Through Grantor	Award Identifier	Assistance Listing Number	Assistance Listing Program Title	Federal Expenditures	Passed-Through to Subrecipients
Transportation, Department of	Pass-Through	National Safety Council	D750 P8760	20.614	National Highway Traffic Safety Administration (NHTSA) Discretionary Safety Grants and Cooperative Agreements	(208)	-
						\$ 140,366	\$ -
Transportation, Department of	Direct		69A3551747105	20.701	University Transportation Centers Program	\$ (141,509)	\$ -
Transportation, Department of	Direct		69A3552348305	20.701	University Transportation Centers Program	3,045,867	2,137,409
Transportation, Department of	Pass-Through	The University of Texas at Austin	UTAUS-SUB00001167	20.701	University Transportation Centers Program	53,562	-
						\$ 2,957,920	\$ 2,137,409
Transportation, Department of	Pass-Through	Orchard Hiltz & McCliment Inc.	Continuing Svcs Agrmt	20.941	Strengthening Mobility and Revolutionizing Transportation (SMART) Grants Program	\$ 6,180	\$ -
Transportation, Department of	Pass-Through	Sonamore, Inc. (dba P3Mobility)	Subcontractor Agreement	20.941	Strengthening Mobility and Revolutionizing Transportation (SMART) Grants Program	72,127	-
						\$ 78,307	\$ -
Transportation, Department of	Direct		693J921D000016 / 693J923F000	20.RD		\$ 308,866	\$ -
Transportation, Department of	Direct		693J921D000016/693J922F00204	20.RD		628,590	-
Transportation, Department of	Direct		693J921D000016/693J924F00162	20.RD		305,185	-
Transportation, Department of	Direct		693J921D000021/693J923F00018	20.RD		131,183	82,774
Transportation, Department of	Direct		693J921D000021/693J923F00021	20.RD		338,323	-
Transportation, Department of	Direct		693J921D000021/693J923F00023	20.RD		252,771	25,668
Transportation, Department of	Direct		693J921D000021/693J923F00025	20.RD		237,404	-
Transportation, Department of	Direct		693J922F00151N	20.RD		(16,462)	-
Transportation, Department of	Direct		693J922F00162N	20.RD		25,174	-
Transportation, Department of	Direct		693J922F00171N	20.RD		5,398	-
Transportation, Department of	Direct		693J923F000264	20.RD		415,908	76,019
Transportation, Department of	Direct		693J923F000284	20.RD		157,703	-
Transportation, Department of	Direct		693J924D000033	20.RD		209,951	-
Transportation, Department of	Direct		693J924F00093N	20.RD		190,227	-
Transportation, Department of	Direct		DTNH2215D00017/693J918F000234	20.RD		73,877	25,400
Transportation, Department of	Direct		DTNH2217D00041/693J920F000195	20.RD		(1,213)	-
Transportation, Department of	Pass-Through	Applied Pavement Technology, Inc. (APTech)	24-048-RR01-UMTRI	20.RD		44,453	-
Transportation, Department of	Pass-Through	Emory University	A723104	20.RD		23,841	-
Transportation, Department of	Pass-Through	Emory University	A943792	20.RD		94,465	-
Transportation, Department of	Pass-Through	Gensler	032.3449.000	20.RD		4,588	-
Transportation, Department of	Pass-Through	Illinois, State of	25-RUM-Profiler	20.RD		267,504	-
Transportation, Department of	Pass-Through	Michigan, State of, Transportation, Department of	2022-0433	20.RD		198,547	-
Transportation, Department of	Pass-Through	National Academy of Sciences, Engineering and Medicine	BTS-31	20.RD		100,207	-
Transportation, Department of	Pass-Through	National Academy of Sciences, Engineering and Medicine	BTS-33	20.RD		142,206	-
Transportation, Department of	Pass-Through	National Academy of Sciences, Engineering and Medicine	HR 17-103	20.RD		202,459	58,797
Transportation, Department of	Pass-Through	National Academy of Sciences, Engineering and Medicine	HR 17-120	20.RD		212,200	107,485
Transportation, Department of	Pass-Through	National Academy of Sciences, Engineering and Medicine	HR 22-47A	20.RD		255,468	96,283
Transportation, Department of	Pass-Through	The Mitre Corporation	1167949/125094	20.RD		6,910	-
Transportation, Department of	Pass-Through	The Mitre Corporation	125094 ? Amendment 8	20.RD		85,275	-
Transportation, Department of	Pass-Through	The Mitre Corporation	125094 - Task Order No. 1163593	20.RD		(44)	-
Transportation, Department of	Pass-Through	The Mitre Corporation	PO203684	20.RD		4,539	-
Transportation, Department of	Pass-Through	Transportation Research Center Inc. (TRC Inc.)	24F00096N-Subcontract # 1-PO 4	20.RD		232,466	-
Transportation, Department of	Pass-Through	University of Virginia	GR102975.SUB00000966	20.RD		22,944	-
						\$ 5,160,913	\$ 472,426
						\$ 13,998,845	\$ 4,389,897
					Total Transportation, Department of		
Treasury, Department of the	Direct		23-LITC0506-03-00	21.008	Low Income Taxpayer Clinics	\$ (54,413)	\$ -
Treasury, Department of the	Direct		24-LITC0684-01-02	21.008	Low Income Taxpayer Clinics	126,515	-
Treasury, Department of the	Direct		25-LITC0684-02-00	21.008	Low Income Taxpayer Clinics	111,654	-
						\$ 183,756	\$ -
Treasury, Department of the	Pass-Through	Feonix - Mobility Rising	Contract No. 2025-0103	21.RD		\$ 37,466	\$ -
Treasury, Department of the	Pass-Through	Michigan, State of, Economic Development Corporation	Case 424575	21.RD		333,066	-
						\$ 370,532	\$ -
						\$ 554,288	\$ -
					Total Treasury, Department of the		
Federal Trade Commission	Direct		IPA Agreement	36.RD		\$ 62,370	\$ -
			Total Federal Trade Commission			\$ 62,370	\$ -
General Services Administration	Direct		Hoover IPA/GSA OX0003434	39.RD		\$ 126,251	\$ -
General Services Administration	Pass-Through	ICF Incorporated, LLC	98400	39.RD		11,641	-
			Total General Services Administration			\$ 137,892	\$ -
Library of Congress	Direct		GA21C0115	42.010	Teaching with Primary Sources	\$ 52,228	\$ -
			Total Library of Congress			\$ 52,228	\$ -
National Aeronautics and Space Administration	Direct		80NSSC18K0978	43.001	Science	\$ (4,610)	\$ -
National Aeronautics and Space Administration	Direct		80NSSC18K0986	43.001	Science	16	-
National Aeronautics and Space Administration	Direct		80NSSC18K1240	43.001	Science	234	-
National Aeronautics and Space Administration	Direct		80NSSC18K1280	43.001	Science	64	-
National Aeronautics and Space Administration	Direct		80NSSC19K0457	43.001	Science	51,300	-
National Aeronautics and Space Administration	Direct		80NSSC19K0608	43.001	Science	(252)	-
National Aeronautics and Space Administration	Direct		80NSSC19K1534	43.001	Science	(30,585)	-
National Aeronautics and Space Administration	Direct		80NSSC20K0185	43.001	Science	164,701	-
National Aeronautics and Space Administration	Direct		80NSSC20K0190	43.001	Science	70,031	-
National Aeronautics and Space Administration	Direct		80NSSC20K0353	43.001	Science	145,110	-
National Aeronautics and Space Administration	Direct		80NSSC20K0409	43.001	Science	54,342	-

**University of Michigan**  
**Schedule of Expenditures of Federal Awards**  
**For the Year Ended June 30, 2025**

Cluster Title/Federal Grantor/Program	Type	Pass-Through Grantor	Award Identifier	Assistance Listing Number	Assistance Listing Program Title	Federal Expenditures	Passed-Through to Subrecipients
National Aeronautics and Space Administration	Direct		80NSSC20K0509	43.001	Science	16,912	-
National Aeronautics and Space Administration	Direct		80NSSC20K0510	43.001	Science	(99)	-
National Aeronautics and Space Administration	Direct		80NSSC20K0651	43.001	Science	116,259	29,650
National Aeronautics and Space Administration	Direct		80NSSC20K0854	43.001	Science	19,996	-
National Aeronautics and Space Administration	Direct		80NSSC20K0929	43.001	Science	(465)	-
National Aeronautics and Space Administration	Direct		80NSSC20K1135	43.001	Science	30,407	22,124
National Aeronautics and Space Administration	Direct		80NSSC20K1148	43.001	Science	3,549	-
National Aeronautics and Space Administration	Direct		80NSSC20K1257	43.001	Science	(1)	-
National Aeronautics and Space Administration	Direct		80NSSC20K1286	43.001	Science	19,647	-
National Aeronautics and Space Administration	Direct		80NSSC20K1313	43.001	Science	202,299	-
National Aeronautics and Space Administration	Direct		80NSSC20K1487	43.001	Science	74,660	9,463
National Aeronautics and Space Administration	Direct		80NSSC20K1581	43.001	Science	495,806	109,300
National Aeronautics and Space Administration	Direct		80NSSC20K1742	43.001	Science	69,725	-
National Aeronautics and Space Administration	Direct		80NSSC20K1778	43.001	Science	177,201	66,202
National Aeronautics and Space Administration	Direct		80NSSC20K1779	43.001	Science	96,488	34,045
National Aeronautics and Space Administration	Direct		80NSSC21K0052	43.001	Science	97,387	-
National Aeronautics and Space Administration	Direct		80NSSC21K0417	43.001	Science	65,617	15,550
National Aeronautics and Space Administration	Direct		80NSSC21K0579	43.001	Science	140,543	-
National Aeronautics and Space Administration	Direct		80NSSC21K0906	43.001	Science	252,262	-
National Aeronautics and Space Administration	Direct		80NSSC21K0963	43.001	Science	3,082	-
National Aeronautics and Space Administration	Direct		80NSSC21K1005	43.001	Science	130,520	-
National Aeronautics and Space Administration	Direct		80NSSC21K1062	43.001	Science	76,899	-
National Aeronautics and Space Administration	Direct		80NSSC21K1066	43.001	Science	32,403	-
National Aeronautics and Space Administration	Direct		80NSSC21K1070	43.001	Science	64,894	-
National Aeronautics and Space Administration	Direct		80NSSC21K1124	43.001	Science	101,404	-
National Aeronautics and Space Administration	Direct		80NSSC21K1127	43.001	Science	153,335	-
National Aeronautics and Space Administration	Direct		80NSSC21K1306	43.001	Science	261,779	48,898
National Aeronautics and Space Administration	Direct		80NSSC21K1339	43.001	Science	519,031	126,145
National Aeronautics and Space Administration	Direct		80NSSC21K1359	43.001	Science	24,824	-
National Aeronautics and Space Administration	Direct		80NSSC21K1405	43.001	Science	87,171	1,106
National Aeronautics and Space Administration	Direct		80NSSC21K1587	43.001	Science	6,495	-
National Aeronautics and Space Administration	Direct		80NSSC21K1662	43.001	Science	8,439	-
National Aeronautics and Space Administration	Direct		80NSSC21K1675	43.001	Science	81,309	-
National Aeronautics and Space Administration	Direct		80NSSC21K1940	43.001	Science	109,789	34
National Aeronautics and Space Administration	Direct		80NSSC22K0378	43.001	Science	65,603	-
National Aeronautics and Space Administration	Direct		80NSSC22K0418	43.001	Science	43,520	-
National Aeronautics and Space Administration	Direct		80NSSC22K0481	43.001	Science	59,425	-
National Aeronautics and Space Administration	Direct		80NSSC22K0681	43.001	Science	67,540	-
National Aeronautics and Space Administration	Direct		80NSSC22K0750	43.001	Science	111,056	-
National Aeronautics and Space Administration	Direct		80NSSC22K0789	43.001	Science	125,588	-
National Aeronautics and Space Administration	Direct		80NSSC22K0892	43.001	Science	468,035	56,780
National Aeronautics and Space Administration	Direct		80NSSC22K1015	43.001	Science	114,194	46,007
National Aeronautics and Space Administration	Direct		80NSSC22K1064	43.001	Science	78,587	-
National Aeronautics and Space Administration	Direct		80NSSC22K1260	43.001	Science	77,368	-
National Aeronautics and Space Administration	Direct		80NSSC22K1287	43.001	Science	23,762	-
National Aeronautics and Space Administration	Direct		80NSSC22K1295	43.001	Science	50,424	-
National Aeronautics and Space Administration	Direct		80NSSC22K1315	43.001	Science	67,453	5,986
National Aeronautics and Space Administration	Direct		80NSSC22K1364	43.001	Science	29,738	-
National Aeronautics and Space Administration	Direct		80NSSC22K1433	43.001	Science	45,815	-
National Aeronautics and Space Administration	Direct		80NSSC22K1434	43.001	Science	52,243	-
National Aeronautics and Space Administration	Direct		80NSSC22K1501	43.001	Science	18,103	-
National Aeronautics and Space Administration	Direct		80NSSC22K1507	43.001	Science	10,428	-
National Aeronautics and Space Administration	Direct		80NSSC22K1846	43.001	Science	18,724	-
National Aeronautics and Space Administration	Direct		80NSSC22K1847	43.001	Science	2,855	-
National Aeronautics and Space Administration	Direct		80NSSC22K1848	43.001	Science	51,195	-
National Aeronautics and Space Administration	Direct		80NSSC22K1927	43.001	Science	24,940	-
National Aeronautics and Space Administration	Direct		80NSSC22M0183	43.001	Science	16,557	-
National Aeronautics and Space Administration	Direct		80NSSC23K0030	43.001	Science	91,415	-
National Aeronautics and Space Administration	Direct		80NSSC23K0091	43.001	Science	113,059	81,286
National Aeronautics and Space Administration	Direct		80NSSC23K0151	43.001	Science	5,356	-
National Aeronautics and Space Administration	Direct		80NSSC23K0304	43.001	Science	130,762	-
National Aeronautics and Space Administration	Direct		80NSSC23K0316	43.001	Science	24,317	-
National Aeronautics and Space Administration	Direct		80NSSC23K0445	43.001	Science	69,646	-
National Aeronautics and Space Administration	Direct		80NSSC23K0450	43.001	Science	185,726	21,944
National Aeronautics and Space Administration	Direct		80NSSC23K0473	43.001	Science	72,415	-
National Aeronautics and Space Administration	Direct		80NSSC23K0542	43.001	Science	145,677	-
National Aeronautics and Space Administration	Direct		80NSSC23K0569	43.001	Science	23,165	-
National Aeronautics and Space Administration	Direct		80NSSC23K0674	43.001	Science	47,165	-
National Aeronautics and Space Administration	Direct		80NSSC23K0790	43.001	Science	120,454	9,074
National Aeronautics and Space Administration	Direct		80NSSC23K1020	43.001	Science	49	-
National Aeronautics and Space Administration	Direct		80NSSC23K1297	43.001	Science	102,427	-
National Aeronautics and Space Administration	Direct		80NSSC23K1317	43.001	Science	116,177	-
National Aeronautics and Space Administration	Direct		80NSSC23K1405	43.001	Science	36,371	-
National Aeronautics and Space Administration	Direct		80NSSC23K1461	43.001	Science	49,251	-
National Aeronautics and Space Administration	Direct		80NSSC23K1580	43.001	Science	35,948	-
National Aeronautics and Space Administration	Direct		80NSSC23K1581	43.001	Science	48,380	-
National Aeronautics and Space Administration	Direct		80NSSC23K1582	43.001	Science	48,334	-
National Aeronautics and Space Administration	Direct		80NSSC23K1619	43.001	Science	(151)	-

**University of Michigan  
Schedule of Expenditures of Federal Awards  
For the Year Ended June 30, 2025**

Cluster Title/Federal Grantor/Program	Type	Pass-Through Grantor	Award Identifier	Assistance Listing Number	Assistance Listing Program Title	Federal Expenditures	Passed-Through to Subrecipients
National Aeronautics and Space Administration	Direct		80NSSC23M0191	43.001	Science	1,601,588	346,654
National Aeronautics and Space Administration	Direct		80NSSC24K0003	43.001	Science	61,468	-
National Aeronautics and Space Administration	Direct		80NSSC24K0004	43.001	Science	64,443	-
National Aeronautics and Space Administration	Direct		80NSSC24K0059	43.001	Science	95,558	-
National Aeronautics and Space Administration	Direct		80NSSC24K0108	43.001	Science	125,051	-
National Aeronautics and Space Administration	Direct		80NSSC24K0151	43.001	Science	97,965	-
National Aeronautics and Space Administration	Direct		80NSSC24K0154	43.001	Science	124,499	-
National Aeronautics and Space Administration	Direct		80NSSC24K0296	43.001	Science	117,694	-
National Aeronautics and Space Administration	Direct		80NSSC24K0369	43.001	Science	104,905	-
National Aeronautics and Space Administration	Direct		80NSSC24K0418	43.001	Science	68,603	-
National Aeronautics and Space Administration	Direct		80NSSC24K0459	43.001	Science	56,925	-
National Aeronautics and Space Administration	Direct		80NSSC24K0536	43.001	Science	10,203	-
National Aeronautics and Space Administration	Direct		80NSSC24K0628	43.001	Science	37,709	-
National Aeronautics and Space Administration	Direct		80NSSC24K0641	43.001	Science	524,254	-
National Aeronautics and Space Administration	Direct		80NSSC24K0676	43.001	Science	47,211	-
National Aeronautics and Space Administration	Direct		80NSSC24K0694	43.001	Science	10,203	-
National Aeronautics and Space Administration	Direct		80NSSC24K0734	43.001	Science	29,031	-
National Aeronautics and Space Administration	Direct		80NSSC24K0743	43.001	Science	91,125	-
National Aeronautics and Space Administration	Direct		80NSSC24K0760	43.001	Science	1,667	-
National Aeronautics and Space Administration	Direct		80NSSC24K0796	43.001	Science	96,925	7,257
National Aeronautics and Space Administration	Direct		80NSSC24K0938	43.001	Science	148,219	-
National Aeronautics and Space Administration	Direct		80NSSC24K1104	43.001	Science	180,191	-
National Aeronautics and Space Administration	Direct		80NSSC24K1105	43.001	Science	96,706	-
National Aeronautics and Space Administration	Direct		80NSSC24K1149	43.001	Science	10,203	-
National Aeronautics and Space Administration	Direct		80NSSC24K1285	43.001	Science	35,174	22,548
National Aeronautics and Space Administration	Direct		80NSSC24K1430	43.001	Science	79,184	-
National Aeronautics and Space Administration	Direct		80NSSC24K1432	43.001	Science	6,506	-
National Aeronautics and Space Administration	Direct		80NSSC24K1440	43.001	Science	52,881	-
National Aeronautics and Space Administration	Direct		80NSSC24K1457	43.001	Science	109,189	-
National Aeronautics and Space Administration	Direct		80NSSC24K1496	43.001	Science	35,387	-
National Aeronautics and Space Administration	Direct		80NSSC24K1499	43.001	Science	104,909	-
National Aeronautics and Space Administration	Direct		80NSSC24K1550	43.001	Science	33,853	-
National Aeronautics and Space Administration	Direct		80NSSC24K1581	43.001	Science	40,117	-
National Aeronautics and Space Administration	Direct		80NSSC24K1649	43.001	Science	48,144	-
National Aeronautics and Space Administration	Direct		80NSSC24K1707	43.001	Science	34,679	-
National Aeronautics and Space Administration	Direct		80NSSC24K1800	43.001	Science	54,028	-
National Aeronautics and Space Administration	Direct		80NSSC24K1858	43.001	Science	27,828	-
National Aeronautics and Space Administration	Direct		80NSSC25K7008	43.001	Science	54,118	-
National Aeronautics and Space Administration	Direct		80NSSC25K7064	43.001	Science	41,699	-
National Aeronautics and Space Administration	Direct		80NSSC25K7085	43.001	Science	9,476	-
National Aeronautics and Space Administration	Direct		80NSSC25K7101	43.001	Science	29,130	3,361
National Aeronautics and Space Administration	Direct		80NSSC25K7274	43.001	Science	2,016	-
National Aeronautics and Space Administration	Direct		80NSSC25K7389	43.001	Science	14,511	-
National Aeronautics and Space Administration	Direct		80NSSC25K7408	43.001	Science	50,021	-
National Aeronautics and Space Administration	Direct		80NSSC25K7526	43.001	Science	4,935	-
National Aeronautics and Space Administration	Direct		80NSSC25K7528	43.001	Science	2,468	-
National Aeronautics and Space Administration	Direct		80NSSC25K7534	43.001	Science	2,468	-
National Aeronautics and Space Administration	Direct		80NSSC25K7600	43.001	Science	19,373	-
National Aeronautics and Space Administration	Direct		80NSSC25K7668	43.001	Science	(8)	-
National Aeronautics and Space Administration	Pass-Through	Arizona State University	ASUB00001958	43.001	Science	27,262	-
National Aeronautics and Space Administration	Pass-Through	Auburn University	19-PHY-209382-UM	43.001	Science	(779)	-
National Aeronautics and Space Administration	Pass-Through	Boston University	4500004539	43.001	Science	98,523	-
National Aeronautics and Space Administration	Pass-Through	California Institute of Technology	5629858	43.001	Science	77,891	-
National Aeronautics and Space Administration	Pass-Through	Catholic University of America	362659 Sub 1	43.001	Science	70,850	-
National Aeronautics and Space Administration	Pass-Through	Catholic University of America	365206 Sub 1	43.001	Science	21,431	-
National Aeronautics and Space Administration	Pass-Through	Colorado State University	G-96609-02	43.001	Science	2,246	-
National Aeronautics and Space Administration	Pass-Through	Cornell University	173933-23357	43.001	Science	4,296	-
National Aeronautics and Space Administration	Pass-Through	Johns Hopkins University	170305	43.001	Science	123,791	-
National Aeronautics and Space Administration	Pass-Through	Johns Hopkins University	173402	43.001	Science	10,475	-
National Aeronautics and Space Administration	Pass-Through	Massachusetts Institute of Technology	s5571	43.001	Science	10,788	-
National Aeronautics and Space Administration	Pass-Through	Michigan State University (MSU)	RC113996UM	43.001	Science	47,969	-
National Aeronautics and Space Administration	Pass-Through	Michigan Technological University	23-7935-Z1	43.001	Science	68,248	10,702
National Aeronautics and Space Administration	Pass-Through	National Space Grant Foundation	NEBP-127	43.001	Science	7,659	-
National Aeronautics and Space Administration	Pass-Through	Planetary Science Institute	1705-MICH	43.001	Science	18,933	-
National Aeronautics and Space Administration	Pass-Through	Predictive Science Inc.	Research Agreement	43.001	Science	29,112	-
National Aeronautics and Space Administration	Pass-Through	Rensselaer Polytechnic Institute (RPI)	A25-0035-002	43.001	Science	45,160	-
National Aeronautics and Space Administration	Pass-Through	Seti Institute	SC 3796	43.001	Science	19,632	-
National Aeronautics and Space Administration	Pass-Through	Smithsonian Institution	AR4-25002X	43.001	Science	4,178	-
National Aeronautics and Space Administration	Pass-Through	Smithsonian Institution	24-SUBC-440-0000512449	43.001	Science	3,324	-
National Aeronautics and Space Administration	Pass-Through	Smithsonian Institution	AR1-22007X	43.001	Science	(343)	-
National Aeronautics and Space Administration	Pass-Through	Smithsonian Institution	AR1-22009A	43.001	Science	9,596	-
National Aeronautics and Space Administration	Pass-Through	Smithsonian Institution	AR4-25003X	43.001	Science	4,178	-
National Aeronautics and Space Administration	Pass-Through	Smithsonian Institution	DD0-21122X	43.001	Science	8,369	-
National Aeronautics and Space Administration	Pass-Through	Smithsonian Institution	DD1-22129X	43.001	Science	14,205	-
National Aeronautics and Space Administration	Pass-Through	Smithsonian Institution	DD3-24146X	43.001	Science	4,178	-
National Aeronautics and Space Administration	Pass-Through	Smithsonian Institution	G00-21046B	43.001	Science	1,316	-
National Aeronautics and Space Administration	Pass-Through	Smithsonian Institution	G01-22109X	43.001	Science	40,798	-
National Aeronautics and Space Administration	Pass-Through	Smithsonian Institution	G01-22114X	43.001	Science	2,064	-

**University of Michigan  
Schedule of Expenditures of Federal Awards  
For the Year Ended June 30, 2025**

Cluster Title/Federal Grantor/Program	Type	Pass-Through Grantor	Award Identifier	Assistance Listing		Assistance Listing Program Title	Federal Expenditures	Passed-Through to Subrecipients
				Number				
National Aeronautics and Space Administration	Pass-Through	Smithsonian Institution	GO1-22133X	43.001	Science		6,659	-
National Aeronautics and Space Administration	Pass-Through	Smithsonian Institution	GO2-23066X	43.001	Science		1,749	-
National Aeronautics and Space Administration	Pass-Through	Smithsonian Institution	GO2-23106X	43.001	Science		11,269	-
National Aeronautics and Space Administration	Pass-Through	Smithsonian Institution	GO2-23109X	43.001	Science		(2,024)	-
National Aeronautics and Space Administration	Pass-Through	Smithsonian Institution	GO3-24011X	43.001	Science		33,761	-
National Aeronautics and Space Administration	Pass-Through	Smithsonian Institution	GO3-24020X	43.001	Science		30,289	-
National Aeronautics and Space Administration	Pass-Through	Smithsonian Institution	GO3-24105X	43.001	Science		40,380	-
National Aeronautics and Space Administration	Pass-Through	Smithsonian Institution	GO3-24129X	43.001	Science		54,240	-
National Aeronautics and Space Administration	Pass-Through	Smithsonian Institution	GO4-25024X	43.001	Science		4,178	-
National Aeronautics and Space Administration	Pass-Through	Smithsonian Institution	GO4-25051X	43.001	Science		102,556	-
National Aeronautics and Space Administration	Pass-Through	Smithsonian Institution	GO9-20074X	43.001	Science		10,428	-
National Aeronautics and Space Administration	Pass-Through	Smithsonian Institution	TM4-25006X	43.001	Science		69,189	-
National Aeronautics and Space Administration	Pass-Through	Southern Illinois University	SIUC 24-05-226623	43.001	Science		268	-
National Aeronautics and Space Administration	Pass-Through	Southwest Research Institute	Q99036CB	43.001	Science		24,176	-
National Aeronautics and Space Administration	Pass-Through	Southwest Research Institute	Q99073AKP	43.001	Science		29,600	-
National Aeronautics and Space Administration	Pass-Through	Space Science Institute	Subaward No. 01110	43.001	Science		15,268	-
National Aeronautics and Space Administration	Pass-Through	Space Telescope Science Institute (STScI)	HST-GO-17292.012-A	43.001	Science		10,594	-
National Aeronautics and Space Administration	Pass-Through	Space Telescope Science Institute (STScI)	HST-GO-17503.007-A	43.001	Science		8,968	-
National Aeronautics and Space Administration	Pass-Through	Space Telescope Science Institute (STScI)	HST-GO-17517.013-A	43.001	Science		3,530	-
National Aeronautics and Space Administration	Pass-Through	Space Telescope Science Institute (STScI)	HST-HF2-51533.002-A	43.001	Science		109,267	-
National Aeronautics and Space Administration	Pass-Through	Space Telescope Science Institute (STScI)	JWST-AR-05275.004-A	43.001	Science		15,177	-
National Aeronautics and Space Administration	Pass-Through	Space Telescope Science Institute (STScI)	JWST-GO-03969.010-A	43.001	Science		9,885	-
National Aeronautics and Space Administration	Pass-Through	Space Telescope Science Institute (STScI)	JWST-GO-04014.017-A	43.001	Science		14,367	-
National Aeronautics and Space Administration	Pass-Through	The Johns Hopkins University Applied Physics Laboratory LLC	185836	43.001	Science		53,792	-
National Aeronautics and Space Administration	Pass-Through	The Ohio State University	60078489	43.001	Science		7,371	-
National Aeronautics and Space Administration	Pass-Through	The Ohio State University	SPC-1000012077/GR132437	43.001	Science		26,994	-
National Aeronautics and Space Administration	Pass-Through	The Regents of the University of Minnesota	A009175301	43.001	Science		2,396	-
National Aeronautics and Space Administration	Pass-Through	Universities Space Research Association (USRA)	02310-01	43.001	Science		38,526	-
National Aeronautics and Space Administration	Pass-Through	Universities Space Research Association (USRA)	SUBK-25-0004	43.001	Science		7,704	-
National Aeronautics and Space Administration	Pass-Through	University of Alaska Fairbanks	22-0111	43.001	Science		51,273	-
National Aeronautics and Space Administration	Pass-Through	University of Alaska Fairbanks	UAF 25-0059	43.001	Science		16,448	-
National Aeronautics and Space Administration	Pass-Through	University of California - Berkeley	00011752	43.001	Science		21,999	-
National Aeronautics and Space Administration	Pass-Through	University of California - Berkeley	00012014	43.001	Science		4,341	-
National Aeronautics and Space Administration	Pass-Through	University of California - Los Angeles	0135 G ZA164	43.001	Science		10,802	-
National Aeronautics and Space Administration	Pass-Through	University of California - Los Angeles	184587580	43.001	Science		6,785	-
National Aeronautics and Space Administration	Pass-Through	University of Chicago	AWD100699 (SUB00000228)	43.001	Science		2,557	-
National Aeronautics and Space Administration	Pass-Through	University of Chicago	SUB00000232	43.001	Science		9,858	-
National Aeronautics and Space Administration	Pass-Through	University of Chicago	Subaward Agreement	43.001	Science		143,902	-
National Aeronautics and Space Administration	Pass-Through	University of Colorado Boulder	1559147	43.001	Science		22,247	-
National Aeronautics and Space Administration	Pass-Through	University of Colorado Boulder	1561096	43.001	Science		27,279	-
National Aeronautics and Space Administration	Pass-Through	University of Colorado Boulder	1563985	43.001	Science		96,259	-
National Aeronautics and Space Administration	Pass-Through	University of Colorado Boulder	1564758	43.001	Science		578,825	-
National Aeronautics and Space Administration	Pass-Through	University of Maryland, Baltimore County (UMBC)	NASA0139-02	43.001	Science		55,651	-
National Aeronautics and Space Administration	Pass-Through	University of Maryland, College Park	120791-Z6492204	43.001	Science		129,354	-
National Aeronautics and Space Administration	Pass-Through	University of Maryland, College Park	83811-Z6214202	43.001	Science		4,376	-
National Aeronautics and Space Administration	Pass-Through	University of Massachusetts Boston	016892-9095	43.001	Science		114,293	-
National Aeronautics and Space Administration	Pass-Through	University of Oregon	2252P0A	43.001	Science		20,824	-
National Aeronautics and Space Administration	Pass-Through	University of Oregon	2252R0A	43.001	Science		15,560	-
National Aeronautics and Space Administration	Pass-Through	University of Toledo	F-2022-56	43.001	Science		16,026	-
National Aeronautics and Space Administration	Pass-Through	University of Utah	10067037-02-UMICH	43.001	Science		97,239	-
National Aeronautics and Space Administration	Pass-Through	University of Washington	UWSC15922	43.001	Science		31,432	-
National Aeronautics and Space Administration	Pass-Through	University of Wisconsin	0000003604	43.001	Science		6,621	-
National Aeronautics and Space Administration	Pass-Through	University of Wisconsin	849K951	43.001	Science		162,206	-
							\$ 14,935,510	\$ 1,074,116
National Aeronautics and Space Administration	Direct		80NSSC18M0149	43.002	Aeronautics		\$ 79,379	\$ -
National Aeronautics and Space Administration	Direct		80NSSC20K1465	43.002	Aeronautics		(71,208)	-
National Aeronautics and Space Administration	Direct		80NSSC23M0215	43.002	Aeronautics		283,498	-
National Aeronautics and Space Administration	Direct		80NSSC24K1770	43.002	Aeronautics		32,490	-
National Aeronautics and Space Administration	Pass-Through	Georgia Institute of Technology	AWD-005387-G1	43.002	Aeronautics		151,700	-
National Aeronautics and Space Administration	Pass-Through	Georgia Institute of Technology	RK588-G1/AWD-102526-G1	43.002	Aeronautics		(2,359)	-
National Aeronautics and Space Administration	Pass-Through	Texas A&M Engineering Experiment Station	M2400093	43.002	Aeronautics		65,862	-
National Aeronautics and Space Administration	Pass-Through	University of California - Berkeley	00011842	43.002	Aeronautics		156,833	-
National Aeronautics and Space Administration	Pass-Through	University of Illinois-Urbana-Champaign	115241-19751	43.002	Aeronautics		75,246	-
							\$ 771,441	\$ -
National Aeronautics and Space Administration	Direct		80NSSC23M0226	43.003	Exploration		\$ 58,080	\$ -
National Aeronautics and Space Administration	Direct		80NSSC20M0124	43.008	Office of Stem Engagement (OSTEM)		\$ 1,090,445	\$ 483,679
National Aeronautics and Space Administration	Pass-Through	Texas State University, San Marcos	22009-83824-3	43.008	Office of Stem Engagement (OSTEM)		375	-
							\$ 1,090,820	\$ 483,679
							\$ 5,372	\$ -
National Aeronautics and Space Administration	Direct		80NSSC20K1200	43.012	Space Technology		(1,259)	-
National Aeronautics and Space Administration	Direct		80NSSC20K1229	43.012	Space Technology		79,850	-
National Aeronautics and Space Administration	Direct		80NSSC21K1246	43.012	Space Technology		62,355	-
National Aeronautics and Space Administration	Direct		80NSSC21K1247	43.012	Space Technology		100,303	-
National Aeronautics and Space Administration	Direct		80NSSC22K1007	43.012	Space Technology		77,994	-
National Aeronautics and Space Administration	Direct		80NSSC22K1172	43.012	Space Technology		75,062	-
National Aeronautics and Space Administration	Direct		80NSSC22K1182	43.012	Space Technology		249,656	94,286
National Aeronautics and Space Administration	Direct		80NSSC23K0238	43.012	Space Technology		79,861	-
National Aeronautics and Space Administration	Direct		80NSSC23K1181	43.012	Space Technology		70,320	-
National Aeronautics and Space Administration	Direct		80NSSC23K1187	43.012	Space Technology			-

**University of Michigan**  
**Schedule of Expenditures of Federal Awards**  
**For the Year Ended June 30, 2025**

Cluster Title/Federal Grantor/Program	Type	Pass-Through Grantor	Award Identifier	Assistance Listing		Federal Expenditures	Passed-Through to Subrecipients
				Number	Assistance Listing Program Title		
National Aeronautics and Space Administration	Direct		80NSSC23K1216	43.012	Space Technology	119,526	-
National Aeronautics and Space Administration	Direct		80NSSC23K1225	43.012	Space Technology	75,351	-
National Aeronautics and Space Administration	Direct		80NSSC23M0237	43.012	Space Technology	198,300	-
National Aeronautics and Space Administration	Direct		80NSSC24K1331	43.012	Space Technology	70,195	-
National Aeronautics and Space Administration	Direct		80NSSC24K1334	43.012	Space Technology	63,273	-
National Aeronautics and Space Administration	Direct		80NSSC24K1335	43.012	Space Technology	64,499	-
National Aeronautics and Space Administration	Pass-Through	Georgia Institute of Technology	AWD-002637-G4	43.012	Space Technology	696,932	-
National Aeronautics and Space Administration	Pass-Through	University of Illinois-Urbana-Champaign	116073-19884	43.012	Space Technology	121,653	-
						\$ 2,209,243	\$ 94,286
						\$ 205,530	\$ -
National Aeronautics and Space Administration	Direct		80GSFC18C0009	43.RD		-	-
National Aeronautics and Space Administration	Direct		80GSFC20C0075	43.RD		24,715	-
National Aeronautics and Space Administration	Direct		80GSFC21C0037	43.RD		1,741,951	-
National Aeronautics and Space Administration	Direct		80GSFC21CA020	43.RD		670,967	11,663
National Aeronautics and Space Administration	Direct		80GSFC23CA020	43.RD		(1,342)	-
National Aeronautics and Space Administration	Direct		80GSFC23CA042	43.RD		608,540	38,673
National Aeronautics and Space Administration	Direct		80GSFC24CA014	43.RD		1,860,440	1,645,690
National Aeronautics and Space Administration	Direct		80GSFC24CA017	43.RD		963,410	-
National Aeronautics and Space Administration	Direct		80GSFC24CA021	43.RD		767,458	-
National Aeronautics and Space Administration	Direct		80LARC21DA003	43.RD		6,091,671	4,078,310
National Aeronautics and Space Administration	Direct		80NSSC22K1773	43.RD		48,353	-
National Aeronautics and Space Administration	Direct		80NSSC23K0178	43.RD		179,581	-
National Aeronautics and Space Administration	Direct		NNG12CR34C	43.RD		2	-
National Aeronautics and Space Administration	Pass-Through	Advanced Cooling Technologies, Inc.	ACT Project No.: RD98RD-N-9323	43.RD		117,988	-
National Aeronautics and Space Administration	Pass-Through	Amphionic, LLC	80NSSC21C0513	43.RD		(25,419)	-
National Aeronautics and Space Administration	Pass-Through	Electra.aero, Inc.	Research Agreement	43.RD		197,062	-
National Aeronautics and Space Administration	Pass-Through	Jet Propulsion Laboratory	1449038	43.RD		62,691	10,413
National Aeronautics and Space Administration	Pass-Through	Jet Propulsion Laboratory	1593522	43.RD		9,995	-
National Aeronautics and Space Administration	Pass-Through	Jet Propulsion Laboratory	1631492	43.RD		665,314	294,395
National Aeronautics and Space Administration	Pass-Through	Jet Propulsion Laboratory	1656153	43.RD		3,710	-
National Aeronautics and Space Administration	Pass-Through	Jet Propulsion Laboratory	1664066	43.RD		23,248	-
National Aeronautics and Space Administration	Pass-Through	Jet Propulsion Laboratory	1664210	43.RD		116,794	-
National Aeronautics and Space Administration	Pass-Through	Jet Propulsion Laboratory	1675310	43.RD		216,548	-
National Aeronautics and Space Administration	Pass-Through	Jet Propulsion Laboratory	1678415	43.RD		34,489	-
National Aeronautics and Space Administration	Pass-Through	Jet Propulsion Laboratory	1713115	43.RD		59,292	-
National Aeronautics and Space Administration	Pass-Through	Jet Propulsion Laboratory	1715363	43.RD		60,582	-
National Aeronautics and Space Administration	Pass-Through	Jet Propulsion Laboratory	1717831	43.RD		40,368	-
National Aeronautics and Space Administration	Pass-Through	Jet Propulsion Laboratory	RSA No. 1715905	43.RD		46,464	-
National Aeronautics and Space Administration	Pass-Through	Johns Hopkins University	117613	43.RD		5	-
National Aeronautics and Space Administration	Pass-Through	Johns Hopkins University	141617	43.RD		16,277	-
National Aeronautics and Space Administration	Pass-Through	MetroLaser, Inc.	UM02NA09	43.RD		67,804	-
National Aeronautics and Space Administration	Pass-Through	Michigan Engineering Services	1025	43.RD		288	-
National Aeronautics and Space Administration	Pass-Through	Smithsonian Institution	SV4-84016	43.RD		123,318	-
National Aeronautics and Space Administration	Pass-Through	Southwest Research Institute	699056KC	43.RD		242,402	-
National Aeronautics and Space Administration	Pass-Through	Southwest Research Institute	A99201MO	43.RD		869,041	-
National Aeronautics and Space Administration	Pass-Through	Southwest Research Institute	E99061MO	43.RD		540,581	-
National Aeronautics and Space Administration	Pass-Through	Southwest Research Institute	N99094ZO	43.RD		113,628	-
National Aeronautics and Space Administration	Pass-Through	Southwest Research Institute	Q99063JAR	43.RD		181,104	-
National Aeronautics and Space Administration	Pass-Through	Space Telescope Science Institute (STScI)	HST-AR-16150.001-A	43.RD		3,741	-
National Aeronautics and Space Administration	Pass-Through	Space Telescope Science Institute (STScI)	HST-AR-16614.001-A	43.RD		34,795	-
National Aeronautics and Space Administration	Pass-Through	Space Telescope Science Institute (STScI)	HST-AR-17039.001-A	43.RD		10,941	-
National Aeronautics and Space Administration	Pass-Through	Space Telescope Science Institute (STScI)	HST-AR-17047.001-A	43.RD		32,470	-
National Aeronautics and Space Administration	Pass-Through	Space Telescope Science Institute (STScI)	HST-GO-15298.007-A	43.RD		(268)	-
National Aeronautics and Space Administration	Pass-Through	Space Telescope Science Institute (STScI)	HST-GO-15655.018-A	43.RD		(154)	-
National Aeronautics and Space Administration	Pass-Through	Space Telescope Science Institute (STScI)	HST-GO-15937.003-A	43.RD		1,722	-
National Aeronautics and Space Administration	Pass-Through	Space Telescope Science Institute (STScI)	HST-GO-16185.007-A	43.RD		24,172	-
National Aeronautics and Space Administration	Pass-Through	Space Telescope Science Institute (STScI)	HST-GO-16260.001-A	43.RD		3,111	-
National Aeronautics and Space Administration	Pass-Through	Space Telescope Science Institute (STScI)	HST-GO-16261.001-A	43.RD		69,999	-
National Aeronautics and Space Administration	Pass-Through	Space Telescope Science Institute (STScI)	HST-GO-16425.002-A	43.RD		6,415	-
National Aeronautics and Space Administration	Pass-Through	Space Telescope Science Institute (STScI)	HST-GO-16444.004-A	43.RD		59	-
National Aeronautics and Space Administration	Pass-Through	Space Telescope Science Institute (STScI)	HST-GO-16484.002-A	43.RD		(75)	-
National Aeronautics and Space Administration	Pass-Through	Space Telescope Science Institute (STScI)	HST-GO-16487.007-A	43.RD		258	-
National Aeronautics and Space Administration	Pass-Through	Space Telescope Science Institute (STScI)	HST-GO-16488.003-A	43.RD		(790)	-
National Aeronautics and Space Administration	Pass-Through	Space Telescope Science Institute (STScI)	HST-GO-16722.002-A	43.RD		8,695	-
National Aeronautics and Space Administration	Pass-Through	Space Telescope Science Institute (STScI)	HST-GO-16728.001-A	43.RD		67,824	-
National Aeronautics and Space Administration	Pass-Through	Space Telescope Science Institute (STScI)	HST-GO-16882.002-A	43.RD		8,533	-
National Aeronautics and Space Administration	Pass-Through	Space Telescope Science Institute (STScI)	HST-GO-17069.003-A	43.RD		1,560	-
National Aeronautics and Space Administration	Pass-Through	Space Telescope Science Institute (STScI)	HST-GO-17084.003-A	43.RD		1,719	-
National Aeronautics and Space Administration	Pass-Through	Space Telescope Science Institute (STScI)	HST-GO-17116.001-A	43.RD		25,046	-
National Aeronautics and Space Administration	Pass-Through	Space Telescope Science Institute (STScI)	HST-GO-17141.003-A	43.RD		80,983	-
National Aeronautics and Space Administration	Pass-Through	Space Telescope Science Institute (STScI)	HST-GO-17158.001-A	43.RD		76,312	-
National Aeronautics and Space Administration	Pass-Through	Space Telescope Science Institute (STScI)	HST-GO-17243.003-A	43.RD		9,510	-
National Aeronautics and Space Administration	Pass-Through	Space Telescope Science Institute (STScI)	HST-GO-17283.002-A	43.RD		3,651	-
National Aeronautics and Space Administration	Pass-Through	Space Telescope Science Institute (STScI)	HST-GO-17330.015-A	43.RD		16,222	-
National Aeronautics and Space Administration	Pass-Through	Space Telescope Science Institute (STScI)	HST-GO-17521.002-A	43.RD		5,362	-
National Aeronautics and Space Administration	Pass-Through	Space Telescope Science Institute (STScI)	HST-GO-17726.002-A	43.RD		287	-
National Aeronautics and Space Administration	Pass-Through	Space Telescope Science Institute (STScI)	HST-GO-17797.001-A	43.RD		20,135	-
National Aeronautics and Space Administration	Pass-Through	Space Telescope Science Institute (STScI)	HST-HF2-51513.001-A	43.RD		111,708	-
National Aeronautics and Space Administration	Pass-Through	Space Telescope Science Institute (STScI)	JWST-ERS-01288.005-A	43.RD		24,738	-

**University of Michigan  
Schedule of Expenditures of Federal Awards  
For the Year Ended June 30, 2025**

Cluster Title/Federal Grantor/Program	Type	Pass-Through Grantor	Award Identifier	Assistance Listing Number	Assistance Listing Program Title	Federal Expenditures	Passed-Through to Subrecipients	
National Aeronautics and Space Administration	Pass-Through	Space Telescope Science Institute (STScI)	JWST-ERS-01355.002-A	43.RD		9,770	-	
National Aeronautics and Space Administration	Pass-Through	Space Telescope Science Institute (STScI)	JWST-ERS-01364.002-A	43.RD		15,215	-	
National Aeronautics and Space Administration	Pass-Through	Space Telescope Science Institute (STScI)	JWST-GO-01803.005-A	43.RD		(222)	-	
National Aeronautics and Space Administration	Pass-Through	Space Telescope Science Institute (STScI)	JWST-GO-01981.018-A	43.RD		3,242	-	
National Aeronautics and Space Administration	Pass-Through	Space Telescope Science Institute (STScI)	JWST-GO-02473.002-A	43.RD		52,264	-	
National Aeronautics and Space Administration	Pass-Through	Space Telescope Science Institute (STScI)	JWST-GO-02487.002-A	43.RD		16,988	-	
National Aeronautics and Space Administration	Pass-Through	Space Telescope Science Institute (STScI)	JWST-GO-02550.004-A	43.RD		46,835	-	
National Aeronautics and Space Administration	Pass-Through	Space Telescope Science Institute (STScI)	JWST-GO-02555.004-A	43.RD		8,851	-	
National Aeronautics and Space Administration	Pass-Through	Space Telescope Science Institute (STScI)	JWST-GO-02566.004-A	43.RD		20,232	-	
National Aeronautics and Space Administration	Pass-Through	Space Telescope Science Institute (STScI)	JWST-GO-02567.002-A	43.RD		98,514	-	
National Aeronautics and Space Administration	Pass-Through	Space Telescope Science Institute (STScI)	JWST-GO-03034.003-A	43.RD		16,342	-	
National Aeronautics and Space Administration	Pass-Through	Space Telescope Science Institute (STScI)	JWST-GO-03433.002-A	43.RD		121,945	-	
National Aeronautics and Space Administration	Pass-Through	Space Telescope Science Institute (STScI)	JWST-GO-03647.026-A	43.RD		4,367	-	
National Aeronautics and Space Administration	Pass-Through	Space Telescope Science Institute (STScI)	JWST-GO-03777.006-A	43.RD		670	-	
National Aeronautics and Space Administration	Pass-Through	Space Telescope Science Institute (STScI)	JWST-GO-03832.001-A	43.RD		29,655	-	
National Aeronautics and Space Administration	Pass-Through	Space Telescope Science Institute (STScI)	JWST-GO-03840.003-A	43.RD		14,341	-	
National Aeronautics and Space Administration	Pass-Through	Space Telescope Science Institute (STScI)	JWST-GO-03843.003-A	43.RD		5,329	-	
National Aeronautics and Space Administration	Pass-Through	Space Telescope Science Institute (STScI)	JWST-GO-03969.034-A	43.RD		9,378	-	
National Aeronautics and Space Administration	Pass-Through	Space Telescope Science Institute (STScI)	JWST-GO-04050.002-A	43.RD		19,499	-	
National Aeronautics and Space Administration	Pass-Through	Space Telescope Science Institute (STScI)	JWST-GO-04098.022-A	43.RD		18,096	-	
National Aeronautics and Space Administration	Pass-Through	Space Telescope Science Institute (STScI)	JWST-GO-04125.003-A	43.RD		1,719	-	
National Aeronautics and Space Administration	Pass-Through	Space Telescope Science Institute (STScI)	JWST-GO-04201.001-A	43.RD		15,898	-	
National Aeronautics and Space Administration	Pass-Through	Space Telescope Science Institute (STScI)	JWST-GO04403.001-A	43.RD		83,396	-	
National Aeronautics and Space Administration	Pass-Through	Space Telescope Science Institute (STScI)	JWST-GO-04691.031-A	43.RD		24,325	-	
National Aeronautics and Space Administration	Pass-Through	Space Telescope Science Institute (STScI)	JWST-GO-05145.006-A	43.RD		7,377	-	
National Aeronautics and Space Administration	Pass-Through	Space Telescope Science Institute (STScI)	JWST-GO-05204.001-A	43.RD		10,504	-	
National Aeronautics and Space Administration	Pass-Through	Space Telescope Science Institute (STScI)	JWST-GO-05409.005-A	43.RD		14,441	-	
National Aeronautics and Space Administration	Pass-Through	Space Telescope Science Institute (STScI)	JWST-GO-05594.002-A	43.RD		2,550	-	
National Aeronautics and Space Administration	Pass-Through	Space Telescope Science Institute (STScI)	JWST-GO-05816.002-A	43.RD		2,016	-	
National Aeronautics and Space Administration	Pass-Through	Space Telescope Science Institute (STScI)	JWST-GO-05835.002-A	43.RD		466	-	
National Aeronautics and Space Administration	Pass-Through	Space Telescope Science Institute (STScI)	JWST-GO-05893.043-A	43.RD		1,252	-	
National Aeronautics and Space Administration	Pass-Through	Space Telescope Science Institute (STScI)	JWST-GO-06207.002-A	43.RD		526	-	
National Aeronautics and Space Administration	Pass-Through	Space Telescope Science Institute (STScI)	JWST-GO-06368.051-A	43.RD		9,381	-	
National Aeronautics and Space Administration	Pass-Through	Space Telescope Science Institute (STScI)	JWST-GO-06675.002-A	43.RD		1,244	-	
National Aeronautics and Space Administration	Pass-Through	The Johns Hopkins University Applied Physics Laboratory LLC	169627	43.RD		55,207	-	
National Aeronautics and Space Administration	Pass-Through	The Johns Hopkins University Applied Physics Laboratory LLC	183512	43.RD		31,828	-	
National Aeronautics and Space Administration	Pass-Through	The Johns Hopkins University Applied Physics Laboratory LLC	193072	43.RD		10,413	-	
National Aeronautics and Space Administration	Pass-Through	The University of Texas at Dallas	23011727	43.RD		74,867	-	
National Aeronautics and Space Administration	Pass-Through	University of Arizona	344641	43.RD		73,813	-	
National Aeronautics and Space Administration	Pass-Through	University of Colorado	1546525/PO 1000106275	43.RD		139,675	-	
National Aeronautics and Space Administration	Pass-Through	University of Colorado Boulder	1559148	43.RD		20,154	-	
National Aeronautics and Space Administration	Pass-Through	University of Maryland, Baltimore County (UMBC)	NASA0104-01	43.RD		31,711	-	
National Aeronautics and Space Administration	Pass-Through	University of Wisconsin	0000002136	43.RD		47,180	-	
National Aeronautics and Space Administration	Pass-Through	Vanderbilt University	OSA00000337	43.RD		6,099	-	
National Aeronautics and Space Administration	Pass-Through	Woods Hole Oceanographic Institution	A101582	43.RD		4,541	-	
Total National Aeronautics and Space Administration						\$ 18,775,425	\$ 6,079,144	
						\$ 37,840,519	\$ 7,731,225	
National Foundation on the Arts and the Humanities	Direct		1888686-42-22	45.024	Promotion of the Arts Grants to Organizations and Individuals	\$ 506	\$ -	
National Foundation on the Arts and the Humanities	Direct		1891824-38-22	45.024	Promotion of the Arts Grants to Organizations and Individuals	23,098	-	
National Foundation on the Arts and the Humanities	Direct		1911455-44-23	45.024	Promotion of the Arts Grants to Organizations and Individuals	(1,648)	-	
National Foundation on the Arts and the Humanities	Direct		1919627-44-24	45.024	Promotion of the Arts Grants to Organizations and Individuals	25,649	-	
National Foundation on the Arts and the Humanities	Direct		1936581-38-24	45.024	Promotion of the Arts Grants to Organizations and Individuals	54,189	-	
						\$ 101,794	\$ -	
National Foundation on the Arts and the Humanities	Pass-Through	Michigan Arts and Culture Council	25EX10751	45.025	Promotion of the Arts Partnership Agreements	\$ 13,238	\$ -	
National Foundation on the Arts and the Humanities	Pass-Through	Michigan Arts and Culture Council	25EX10769	45.025	Promotion of the Arts Partnership Agreements	16,047	-	
National Foundation on the Arts and the Humanities	Pass-Through	Michigan Arts and Culture Council	25EX10770	45.025	Promotion of the Arts Partnership Agreements	14,540	-	
National Foundation on the Arts and the Humanities	Pass-Through	Michigan Arts and Culture Council	25EX10855	45.025	Promotion of the Arts Partnership Agreements	7,842	-	
						\$ 51,667	\$ -	
						Promotion of the Humanities Division of Preservation and Access	\$ 15,685	\$ -
National Foundation on the Arts and the Humanities	Direct		PW-277570-21	45.149	Access	\$ (109,200)	\$ -	
National Foundation on the Arts and the Humanities	Direct		FEL-288745-23	45.160	Promotion of the Humanities Fellowships and Stipends	60,013	-	
National Foundation on the Arts and the Humanities	Direct		FEL-294347-24	45.160	Promotion of the Humanities Fellowships and Stipends	10,736	-	
National Foundation on the Arts and the Humanities	Direct		FEL-294578-24	45.160	Promotion of the Humanities Fellowships and Stipends	60,016	-	
National Foundation on the Arts and the Humanities	Direct		FEL-294903-24	45.160	Promotion of the Humanities Fellowships and Stipends	21,565	-	
						\$ 43,215	\$ -	
National Foundation on the Arts and the Humanities	Direct		RQ-286922-22	45.161	Promotion of the Humanities Research	85,847	-	
National Foundation on the Arts and the Humanities	Direct		RZ-260848-18	45.161	Promotion of the Humanities Research	23,788	-	
National Foundation on the Arts and the Humanities	Pass-Through	American Musicological Society	29 IDCPROGRAM AGREEMENT	45.161	Promotion of the Humanities Research	24,184	-	
National Foundation on the Arts and the Humanities	Pass-Through	Archaeological Institute of America	AIA-NEH Grant	45.161	Promotion of the Humanities Research	2,603	-	
National Foundation on the Arts and the Humanities	Pass-Through	Archaeological Institute of America	Grant for Research	45.161	Promotion of the Humanities Research	4,440	-	
						\$ 184,077	\$ -	
National Foundation on the Arts and the Humanities	Direct		GE-293050-23	45.164	Promotion of the Humanities Public Programs	\$ 54,896	\$ -	
National Foundation on the Arts and the Humanities	Pass-Through	American Council of Learned Societies	ACLS Public Engagement Grant	45.164	Promotion of the Humanities Public Programs	84	-	
National Foundation on the Arts and the Humanities	Pass-Through	National Writing Project	00-MI03-2022BMPU	45.164	Promotion of the Humanities Public Programs	(1,100)	-	
						\$ 53,880	\$ -	
National Foundation on the Arts and the Humanities	Direct		HAA-293389-23	45.169	Promotion of the Humanities Office of Digital Humanities	\$ 21,236	\$ -	

**University of Michigan**  
**Schedule of Expenditures of Federal Awards**  
**For the Year Ended June 30, 2025**

Cluster Title/Federal Grantor/Program	Type	Pass-Through Grantor	Award Identifier	Assistance Listing Number	Assistance Listing Program Title	Federal Expenditures	Passed-Through to Subrecipients
National Foundation on the Arts and the Humanities	Direct		MA-252863-OMS-23	45.301	Museums for America	\$ 191,078	\$ -
National Foundation on the Arts and the Humanities	Direct		LG-252300-OLS-22	45.312	National Leadership Grants	\$ 329,266	\$ 24,186
National Foundation on the Arts and the Humanities	Direct		LG-252313-OLS-22	45.312	National Leadership Grants	51,301	13,014
National Foundation on the Arts and the Humanities	Direct		LG-256652-OLS-24	45.312	National Leadership Grants	100,830	-
National Foundation on the Arts and the Humanities	Direct		LG-256665-OLS-24	45.312	National Leadership Grants	53,700	-
						<b>\$ 535,097</b>	<b>\$ 37,200</b>
National Foundation on the Arts and the Humanities	Direct		RE-254892-OLS-23	45.313	Laura Bush 21st Century Librarian Program	\$ 105,667	\$ -
National Foundation on the Arts and the Humanities	Pass-Through	University of Iowa	SO4092-01	45.313	Laura Bush 21st Century Librarian Program	1,109	-
						<b>\$ 106,776</b>	<b>\$ -</b>
National Foundation on the Arts and the Humanities	Pass-Through	Newberry Library	Newberry Library Long-Term Fel	45.RD		\$ 208,784	\$ -
			Total National Foundation on the Arts and the Humanities			<b>\$ 1,491,639</b>	<b>\$ 37,200</b>
National Science Foundation	Direct		1639244	47.041	Engineering	\$ (19,271)	\$ -
National Science Foundation	Direct		1727918	47.041	Engineering	(1,607)	-
National Science Foundation	Direct		1750339	47.041	Engineering	132,671	-
National Science Foundation	Direct		1750744	47.041	Engineering	(13,017)	-
National Science Foundation	Direct		1751426	47.041	Engineering	(40,657)	-
National Science Foundation	Direct		1751590	47.041	Engineering	(238)	-
National Science Foundation	Direct		1845093	47.041	Engineering	(3,647)	-
National Science Foundation	Direct		1845980	47.041	Engineering	118,433	-
National Science Foundation	Direct		1846054	47.041	Engineering	87,584	-
National Science Foundation	Direct		1846969	47.041	Engineering	163,298	-
National Science Foundation	Direct		1903506	47.041	Engineering	53,435	-
National Science Foundation	Direct		1904394	47.041	Engineering	(57)	-
National Science Foundation	Direct		1904575	47.041	Engineering	101,843	-
National Science Foundation	Direct		1907517	47.041	Engineering	4,092	-
National Science Foundation	Direct		1912482	47.041	Engineering	30,825	-
National Science Foundation	Direct		1916654	47.041	Engineering	(171)	-
National Science Foundation	Direct		1931950	47.041	Engineering	(248)	-
National Science Foundation	Direct		1935216	47.041	Engineering	271,496	80,283
National Science Foundation	Direct		1941194	47.041	Engineering	46,383	-
National Science Foundation	Direct		1942806	47.041	Engineering	95,702	-
National Science Foundation	Direct		1942901	47.041	Engineering	88,376	-
National Science Foundation	Direct		1942907	47.041	Engineering	85,814	-
National Science Foundation	Direct		1943723	47.041	Engineering	52,821	-
National Science Foundation	Direct		1943726	47.041	Engineering	41,332	-
National Science Foundation	Direct		1943805	47.041	Engineering	30,896	-
National Science Foundation	Direct		1944448	47.041	Engineering	181,379	-
National Science Foundation	Direct		1949869	47.041	Engineering	(1,779)	-
National Science Foundation	Direct		1952038	47.041	Engineering	359,117	25,899
National Science Foundation	Direct		1952279	47.041	Engineering	(752)	-
National Science Foundation	Direct		2001036	47.041	Engineering	(2,315)	-
National Science Foundation	Direct		2003434	47.041	Engineering	1,558	-
National Science Foundation	Direct		2015187	47.041	Engineering	58,752	-
National Science Foundation	Direct		2016421	47.041	Engineering	49,278	-
National Science Foundation	Direct		2020527	47.041	Engineering	(956)	-
National Science Foundation	Direct		2024237	47.041	Engineering	285,568	-
National Science Foundation	Direct		2026484	47.041	Engineering	(14,615)	-
National Science Foundation	Direct		2026794	47.041	Engineering	112,447	-
National Science Foundation	Direct		2029139	47.041	Engineering	439,033	-
National Science Foundation	Direct		2029251	47.041	Engineering	346,620	-
National Science Foundation	Direct		2029484	47.041	Engineering	28	-
National Science Foundation	Direct		2031333	47.041	Engineering	144,709	-
National Science Foundation	Direct		2032604	47.041	Engineering	73,381	-
National Science Foundation	Direct		2033654	47.041	Engineering	51,795	-
National Science Foundation	Direct		2033969	47.041	Engineering	(1,418)	-
National Science Foundation	Direct		2034938	47.041	Engineering	73,614	-
National Science Foundation	Direct		2034974	47.041	Engineering	110,689	-
National Science Foundation	Direct		2035489	47.041	Engineering	61,688	47,217
National Science Foundation	Direct		2038215	47.041	Engineering	333,827	97,255
National Science Foundation	Direct		2038416	47.041	Engineering	301	-
National Science Foundation	Direct		2040013	47.041	Engineering	132,378	-
National Science Foundation	Direct		2041745	47.041	Engineering	108,274	-
National Science Foundation	Direct		2044245	47.041	Engineering	4,676	-
National Science Foundation	Direct		2045032	47.041	Engineering	25,266	-
National Science Foundation	Direct		2045977	47.041	Engineering	81,165	-
National Science Foundation	Direct		2046372	47.041	Engineering	136,969	-
National Science Foundation	Direct		2048612	47.041	Engineering	3,335,786	2,261,921
National Science Foundation	Direct		2050130	47.041	Engineering	(1,318)	-
National Science Foundation	Direct		2053046	47.041	Engineering	73,589	-
National Science Foundation	Direct		2054148	47.041	Engineering	(17,636)	-
National Science Foundation	Direct		2054715	47.041	Engineering	78,904	-
National Science Foundation	Direct		2054768	47.041	Engineering	86,554	-
National Science Foundation	Direct		2102093	47.041	Engineering	5,147	-
National Science Foundation	Direct		2106225	47.041	Engineering	21,767	-
National Science Foundation	Direct		2110133	47.041	Engineering	129,132	-
National Science Foundation	Direct		2116646	47.041	Engineering	384,834	-
National Science Foundation	Direct		2118488	47.041	Engineering	59,631	-

University of Michigan  
 Schedule of Expenditures of Federal Awards  
 For the Year Ended June 30, 2025

Cluster Title/Federal Grantor/Program	Type	Pass-Through Grantor	Award Identifier	Assistance Listing Number	Assistance Listing Program Title	Federal Expenditures	Passed-Through to Subrecipients
National Science Foundation	Direct		2120909	47.041	Engineering	18,455	-
National Science Foundation	Direct		2121866	47.041	Engineering	69,033	-
National Science Foundation	Direct		2122515	47.041	Engineering	142,081	11,488
National Science Foundation	Direct		2124532	47.041	Engineering	15,697	-
National Science Foundation	Direct		2124857	47.041	Engineering	390,193	261,235
National Science Foundation	Direct		2125256	47.041	Engineering	150,150	-
National Science Foundation	Direct		2126163	47.041	Engineering	33,326	-
National Science Foundation	Direct		2129817	47.041	Engineering	(8,584)	-
National Science Foundation	Direct		2131709	47.041	Engineering	438,479	-
National Science Foundation	Direct		2132487	47.041	Engineering	110,869	-
National Science Foundation	Direct		2138186	47.041	Engineering	48,268	-
National Science Foundation	Direct		2138187	47.041	Engineering	(2,406)	-
National Science Foundation	Direct		2138274	47.041	Engineering	46,299	-
National Science Foundation	Direct		2139075	47.041	Engineering	133,514	-
National Science Foundation	Direct		2140091	47.041	Engineering	124,752	-
National Science Foundation	Direct		2140723	47.041	Engineering	45,819	-
National Science Foundation	Direct		2140984	47.041	Engineering	133,694	-
National Science Foundation	Direct		2142302	47.041	Engineering	128,553	-
National Science Foundation	Direct		2142421	47.041	Engineering	121,631	-
National Science Foundation	Direct		2142757	47.041	Engineering	143,334	-
National Science Foundation	Direct		2144147	47.041	Engineering	79,352	-
National Science Foundation	Direct		2144184	47.041	Engineering	143,669	-
National Science Foundation	Direct		2144416	47.041	Engineering	65,033	-
National Science Foundation	Direct		2144662	47.041	Engineering	122,017	-
National Science Foundation	Direct		2146490	47.041	Engineering	21,362	-
National Science Foundation	Direct		2152694	47.041	Engineering	141,844	102,495
National Science Foundation	Direct		2153744	47.041	Engineering	88,525	-
National Science Foundation	Direct		2153821	47.041	Engineering	109,734	-
National Science Foundation	Direct		2201981	47.041	Engineering	132,594	-
National Science Foundation	Direct		2204893	47.041	Engineering	63,430	-
National Science Foundation	Direct		2206018	47.041	Engineering	439,939	150,515
National Science Foundation	Direct		2211346	47.041	Engineering	211,537	95,560
National Science Foundation	Direct		2217545	47.041	Engineering	487,208	-
National Science Foundation	Direct		2221940	47.041	Engineering	77,435	-
National Science Foundation	Direct		2222096	47.041	Engineering	108,866	-
National Science Foundation	Direct		2223002	47.041	Engineering	47,450	-
National Science Foundation	Direct		2223007	47.041	Engineering	64,358	-
National Science Foundation	Direct		2223014	47.041	Engineering	4,019	-
National Science Foundation	Direct		2223517	47.041	Engineering	1,323,926	-
National Science Foundation	Direct		2223670	47.041	Engineering	127,928	-
National Science Foundation	Direct		2226348	47.041	Engineering	104,990	-
National Science Foundation	Direct		2227315	47.041	Engineering	203,865	-
National Science Foundation	Direct		2228974	47.041	Engineering	233,325	-
National Science Foundation	Direct		2229440	47.041	Engineering	339,015	-
National Science Foundation	Direct		2231174	47.041	Engineering	127,697	-
National Science Foundation	Direct		2231607	47.041	Engineering	176,443	-
National Science Foundation	Direct		2232201	47.041	Engineering	111,374	-
National Science Foundation	Direct		2232426	47.041	Engineering	63,481	-
National Science Foundation	Direct		2232999	47.041	Engineering	263,728	-
National Science Foundation	Direct		2233057	47.041	Engineering	294,426	-
National Science Foundation	Direct		2236138	47.041	Engineering	97,657	-
National Science Foundation	Direct		2236770	47.041	Engineering	62,889	-
National Science Foundation	Direct		2237122	47.041	Engineering	109,426	-
National Science Foundation	Direct		2237284	47.041	Engineering	35,616	-
National Science Foundation	Direct		2237537	47.041	Engineering	120,829	-
National Science Foundation	Direct		2238410	47.041	Engineering	52,078	-
National Science Foundation	Direct		2238432	47.041	Engineering	270,299	-
National Science Foundation	Direct		2238913	47.041	Engineering	19,647	-
National Science Foundation	Direct		2240388	47.041	Engineering	193,787	-
National Science Foundation	Direct		2240978	47.041	Engineering	174,708	-
National Science Foundation	Direct		2240981	47.041	Engineering	114,789	-
National Science Foundation	Direct		2240983	47.041	Engineering	57,461	-
National Science Foundation	Direct		2244040	47.041	Engineering	104,563	-
National Science Foundation	Direct		2244686	47.041	Engineering	16,910	-
National Science Foundation	Direct		2245117	47.041	Engineering	131,527	-
National Science Foundation	Direct		2246608	47.041	Engineering	101,088	-
National Science Foundation	Direct		2301012	47.041	Engineering	96,219	-
National Science Foundation	Direct		2301031	47.041	Engineering	10,282	-
National Science Foundation	Direct		2306053	47.041	Engineering	45,289	-
National Science Foundation	Direct		2306125	47.041	Engineering	122,282	-
National Science Foundation	Direct		2310300	47.041	Engineering	73,127	-
National Science Foundation	Direct		2312260	47.041	Engineering	158,996	-
National Science Foundation	Direct		2312634	47.041	Engineering	191,160	-
National Science Foundation	Direct		2313241	47.041	Engineering	20,273	-
National Science Foundation	Direct		2314560	47.041	Engineering	174,508	-
National Science Foundation	Direct		2315912	47.041	Engineering	158,816	-
National Science Foundation	Direct		2316547	47.041	Engineering	103,103	-
National Science Foundation	Direct		2317047	47.041	Engineering	131,631	-

**University of Michigan**  
**Schedule of Expenditures of Federal Awards**  
**For the Year Ended June 30, 2025**

Cluster Title/Federal Grantor/Program	Type	Pass-Through Grantor	Award Identifier	Assistance Listing Number	Assistance Listing Program Title	Federal Expenditures	Passed-Through to Subrecipients
National Science Foundation	Direct		2317070	47.041	Engineering	(1,286)	-
National Science Foundation	Direct		2317423	47.041	Engineering	(49,038)	-
National Science Foundation	Direct		2317471	47.041	Engineering	69,306	-
National Science Foundation	Direct		2318495	47.041	Engineering	159,570	-
National Science Foundation	Direct		2320171	47.041	Engineering	271,579	-
National Science Foundation	Direct		2320929	47.041	Engineering	101,174	-
National Science Foundation	Direct		2321164	47.041	Engineering	59,446	-
National Science Foundation	Direct		2321698	47.041	Engineering	118,178	-
National Science Foundation	Direct		2322900	47.041	Engineering	327,053	-
National Science Foundation	Direct		2322946	47.041	Engineering	142,937	-
National Science Foundation	Direct		2323118	47.041	Engineering	78,827	-
National Science Foundation	Direct		2323147	47.041	Engineering	51,291	-
National Science Foundation	Direct		2323475	47.041	Engineering	20,284	-
National Science Foundation	Direct		2325361	47.041	Engineering	33,356	-
National Science Foundation	Direct		2326780	47.041	Engineering	1,873	-
National Science Foundation	Direct		2327593	47.041	Engineering	2,844	-
National Science Foundation	Direct		2328010	47.041	Engineering	554,696	215,975
National Science Foundation	Direct		2328523	47.041	Engineering	42,541	-
National Science Foundation	Direct		2329760	47.041	Engineering	95,699	-
National Science Foundation	Direct		2331169	47.041	Engineering	99,172	-
National Science Foundation	Direct		2331994	47.041	Engineering	199,634	-
National Science Foundation	Direct		2333230	47.041	Engineering	21,421	-
National Science Foundation	Direct		2337412	47.041	Engineering	113,673	-
National Science Foundation	Direct		2337752	47.041	Engineering	92,684	-
National Science Foundation	Direct		2337774	47.041	Engineering	77,383	-
National Science Foundation	Direct		2337870	47.041	Engineering	196,202	-
National Science Foundation	Direct		2338362	47.041	Engineering	145,098	-
National Science Foundation	Direct		2338371	47.041	Engineering	105,463	-
National Science Foundation	Direct		2342024	47.041	Engineering	8,368	-
National Science Foundation	Direct		2342136	47.041	Engineering	153,531	-
National Science Foundation	Direct		2342384	47.041	Engineering	43,364	-
National Science Foundation	Direct		2343351	47.041	Engineering	178,207	-
National Science Foundation	Direct		2343530	47.041	Engineering	29,406	-
National Science Foundation	Direct		2346856	47.041	Engineering	69,217	-
National Science Foundation	Direct		2347026	47.041	Engineering	73,941	-
National Science Foundation	Direct		2348768	47.041	Engineering	42,280	-
National Science Foundation	Direct		2350004	47.041	Engineering	92,664	-
National Science Foundation	Direct		2402114	47.041	Engineering	131,787	-
National Science Foundation	Direct		2402390	47.041	Engineering	209,862	118,048
National Science Foundation	Direct		2407260	47.041	Engineering	22,914	-
National Science Foundation	Direct		2407420	47.041	Engineering	35,324	-
National Science Foundation	Direct		2418164	47.041	Engineering	182,752	-
National Science Foundation	Direct		2418861	47.041	Engineering	3,128	-
National Science Foundation	Direct		2419211	47.041	Engineering	21,790	-
National Science Foundation	Direct		2420091	47.041	Engineering	15,121	-
National Science Foundation	Direct		2420528	47.041	Engineering	83,297	-
National Science Foundation	Direct		2422149	47.041	Engineering	327,658	6,205
National Science Foundation	Direct		2423521	47.041	Engineering	7,703	-
National Science Foundation	Direct		2423820	47.041	Engineering	56,755	15,570
National Science Foundation	Direct		2423960	47.041	Engineering	20,907	-
National Science Foundation	Direct		2424077	47.041	Engineering	84,132	-
National Science Foundation	Direct		2425529	47.041	Engineering	335,451	77,653
National Science Foundation	Direct		2426817	47.041	Engineering	74,804	-
National Science Foundation	Direct		2427036	47.041	Engineering	139,304	-
National Science Foundation	Direct		2427827	47.041	Engineering	84,254	-
National Science Foundation	Direct		2430109	47.041	Engineering	72,329	-
National Science Foundation	Direct		2430677	47.041	Engineering	19,549	-
National Science Foundation	Direct		2432013	47.041	Engineering	3,153	-
National Science Foundation	Direct		2432256	47.041	Engineering	29,287	-
National Science Foundation	Direct		2433484	47.041	Engineering	75,194	-
National Science Foundation	Direct		2434383	47.041	Engineering	14,819	-
National Science Foundation	Direct		2434813	47.041	Engineering	97,050	-
National Science Foundation	Direct		2444575	47.041	Engineering	8,605	-
National Science Foundation	Direct		2445412	47.041	Engineering	28,950	-
National Science Foundation	Direct		2513824	47.041	Engineering	14,786	-
National Science Foundation	Direct		2517552	47.041	Engineering	6,206	-
National Science Foundation	Direct		2524653	47.041	Engineering	32,336	-
National Science Foundation	Pass-Through	Boston University	4500004555	47.041	Engineering	(618)	-
National Science Foundation	Pass-Through	Boston University	4500004799	47.041	Engineering	70,768	-
National Science Foundation	Pass-Through	Boston University	4500004800	47.041	Engineering	106,535	-
National Science Foundation	Pass-Through	Boston University	4500004801	47.041	Engineering	35,682	-
National Science Foundation	Pass-Through	Boston University	4500004802	47.041	Engineering	766	-
National Science Foundation	Pass-Through	Boston University	4500004803	47.041	Engineering	73,599	-
National Science Foundation	Pass-Through	Boston University	4500004940	47.041	Engineering	10,238	-
National Science Foundation	Pass-Through	Boston University	4500005159	47.041	Engineering	102,270	-
National Science Foundation	Pass-Through	Boston University	4500005160	47.041	Engineering	239,210	-
National Science Foundation	Pass-Through	Boston University	4500005161	47.041	Engineering	23,356	-
National Science Foundation	Pass-Through	Boston University	4500005162	47.041	Engineering	5,492	-

**University of Michigan**  
**Schedule of Expenditures of Federal Awards**  
**For the Year Ended June 30, 2025**

Cluster Title/Federal Grantor/Program	Type	Pass-Through Grantor	Award Identifier	Assistance Listing Number	Assistance Listing Program Title	Federal Expenditures	Passed-Through to Subrecipients
National Science Foundation	Pass-Through	Boston University	4500005163	47.041	Engineering	134,777	-
National Science Foundation	Pass-Through	Campbell University	88096-02	47.041	Engineering	(5)	-
National Science Foundation	Pass-Through	Georgia Technology Research Corporation	AWD-000078-G1	47.041	Engineering	(809)	-
National Science Foundation	Pass-Through	Johns Hopkins University	2005434520	47.041	Engineering	2,772	-
National Science Foundation	Pass-Through	Johns Hopkins University	2005854215	47.041	Engineering	4,202	-
National Science Foundation	Pass-Through	The Ohio State University	FDP Subaward Agreement	47.041	Engineering	140,262	-
National Science Foundation	Pass-Through	The Trustees of The University of Pennsylvania	585910	47.041	Engineering	64,779	-
National Science Foundation	Pass-Through	The University of Texas at Austin	UTAS-SUB00001684	47.041	Engineering	19,145	-
National Science Foundation	Pass-Through	The Washington University dba Washington University In St. Louis	WU-19-152 ST00000051	47.041	Engineering	315	-
National Science Foundation	Pass-Through	The Washington University dba Washington University In St. Louis	WU-21-319	47.041	Engineering	97,144	-
National Science Foundation	Pass-Through	University of California - Berkeley	00010847	47.041	Engineering	117,896	-
National Science Foundation	Pass-Through	University of California - Santa Barbara	KK1850	47.041	Engineering	(85)	-
National Science Foundation	Pass-Through	University of California, San Diego	2223822	47.041	Engineering	185,567	-
National Science Foundation	Pass-Through	University of Illinois-Urbana-Champaign	103433-19534	47.041	Engineering	21,611	-
National Science Foundation	Pass-Through	University of Illinois-Urbana-Champaign	105269-19623	47.041	Engineering	2,295	-
National Science Foundation	Pass-Through	University of Utah	10057359-01-UM	47.041	Engineering	22,170	-
National Science Foundation	Pass-Through	University of Utah	10060379-01-MICH	47.041	Engineering	97,500	-
National Science Foundation	Pass-Through	Virginia Polytechnic Institute and State University dba Virginia Tech	480039-19337	47.041	Engineering	65,302	-
National Science Foundation	Pass-Through	Wayne State University	WS22185	47.041	Engineering	(10,109)	-
						<b>\$ 27,337,114</b>	<b>\$ 3,567,319</b>
National Science Foundation	Direct		1708043	47.049	Mathematical and Physical Sciences	(236)	-
National Science Foundation	Direct		1726457	47.049	Mathematical and Physical Sciences	(155)	-
National Science Foundation	Direct		1749774	47.049	Mathematical and Physical Sciences	28,664	-
National Science Foundation	Direct		1751462	47.049	Mathematical and Physical Sciences	(21,206)	-
National Science Foundation	Direct		1757523	47.049	Mathematical and Physical Sciences	(17,439)	-
National Science Foundation	Direct		1800197	47.049	Mathematical and Physical Sciences	123	-
National Science Foundation	Direct		1801689	47.049	Mathematical and Physical Sciences	61,216	-
National Science Foundation	Direct		1807676	47.049	Mathematical and Physical Sciences	28,340	-
National Science Foundation	Direct		1808541	47.049	Mathematical and Physical Sciences	(5,643)	-
National Science Foundation	Direct		1810280	47.049	Mathematical and Physical Sciences	(493)	-
National Science Foundation	Direct		1812314	47.049	Mathematical and Physical Sciences	(1,698)	-
National Science Foundation	Direct		1812739	47.049	Mathematical and Physical Sciences	(2,668)	-
National Science Foundation	Direct		1840234	47.049	Mathematical and Physical Sciences	356,238	-
National Science Foundation	Direct		1847837	47.049	Mathematical and Physical Sciences	90,139	-
National Science Foundation	Direct		1853032	47.049	Mathematical and Physical Sciences	(4,364)	-
National Science Foundation	Direct		1855135	47.049	Mathematical and Physical Sciences	(1,597)	-
National Science Foundation	Direct		1855428	47.049	Mathematical and Physical Sciences	59,921	-
National Science Foundation	Direct		1900257	47.049	Mathematical and Physical Sciences	1,324	-
National Science Foundation	Direct		1904146	47.049	Mathematical and Physical Sciences	20	-
National Science Foundation	Direct		1904541	47.049	Mathematical and Physical Sciences	(3,423)	-
National Science Foundation	Direct		1904862	47.049	Mathematical and Physical Sciences	20,445	20,445
National Science Foundation	Direct		1905267	47.049	Mathematical and Physical Sciences	(15)	-
National Science Foundation	Direct		1905421	47.049	Mathematical and Physical Sciences	(145)	-
National Science Foundation	Direct		1906123	47.049	Mathematical and Physical Sciences	(8,930)	-
National Science Foundation	Direct		1909165	47.049	Mathematical and Physical Sciences	96,441	-
National Science Foundation	Direct		1912151	47.049	Mathematical and Physical Sciences	(747)	-
National Science Foundation	Direct		1914608	47.049	Mathematical and Physical Sciences	54,880	-
National Science Foundation	Direct		1935950	47.049	Mathematical and Physical Sciences	175,544	-
National Science Foundation	Direct		1936640	47.049	Mathematical and Physical Sciences	570	-
National Science Foundation	Direct		1944879	47.049	Mathematical and Physical Sciences	121,336	-
National Science Foundation	Direct		1945174	47.049	Mathematical and Physical Sciences	13,223	-
National Science Foundation	Direct		1949923	47.049	Mathematical and Physical Sciences	416	-
National Science Foundation	Direct		1950066	47.049	Mathematical and Physical Sciences	48,014	-
National Science Foundation	Direct		1953852	47.049	Mathematical and Physical Sciences	14,208	-
National Science Foundation	Direct		1954790	47.049	Mathematical and Physical Sciences	(59)	-
National Science Foundation	Direct		1954939	47.049	Mathematical and Physical Sciences	64,676	-
National Science Foundation	Direct		1954985	47.049	Mathematical and Physical Sciences	2,248	-
National Science Foundation	Direct		1955000	47.049	Mathematical and Physical Sciences	157,872	-
National Science Foundation	Direct		1955284	47.049	Mathematical and Physical Sciences	54,080	-
National Science Foundation	Direct		2001132	47.049	Mathematical and Physical Sciences	(1,163)	-
National Science Foundation	Direct		2001293	47.049	Mathematical and Physical Sciences	43,707	-
National Science Foundation	Direct		2001465	47.049	Mathematical and Physical Sciences	10,889	-
National Science Foundation	Direct		2002885	47.049	Mathematical and Physical Sciences	149,093	-
National Science Foundation	Direct		2003712	47.049	Mathematical and Physical Sciences	(7,029)	-
National Science Foundation	Direct		2004076	47.049	Mathematical and Physical Sciences	39,371	-
National Science Foundation	Direct		2004286	47.049	Mathematical and Physical Sciences	23,794	-
National Science Foundation	Direct		2004287	47.049	Mathematical and Physical Sciences	14,768	-
National Science Foundation	Direct		2005847	47.049	Mathematical and Physical Sciences	3,034	-
National Science Foundation	Direct		2005899	47.049	Mathematical and Physical Sciences	(12,607)	-
National Science Foundation	Direct		2007065	47.049	Mathematical and Physical Sciences	(3,060)	-
National Science Foundation	Direct		2009096	47.049	Mathematical and Physical Sciences	(530)	-
National Science Foundation	Direct		2009121	47.049	Mathematical and Physical Sciences	(1,209)	-
National Science Foundation	Direct		2009122	47.049	Mathematical and Physical Sciences	19,682	-
National Science Foundation	Direct		2009219	47.049	Mathematical and Physical Sciences	2,757	-
National Science Foundation	Direct		2009227	47.049	Mathematical and Physical Sciences	44,311	-
National Science Foundation	Direct		2009489	47.049	Mathematical and Physical Sciences	72,390	-
National Science Foundation	Direct		2012015	47.049	Mathematical and Physical Sciences	1,331	-
National Science Foundation	Direct		2012238	47.049	Mathematical and Physical Sciences	18,858	-

University of Michigan  
 Schedule of Expenditures of Federal Awards  
 For the Year Ended June 30, 2025

Cluster Title/Federal Grantor/Program	Type	Pass-Through Grantor	Award Identifier	Assistance Listing Number	Assistance Listing Program Title	Federal Expenditures	Passed-Through to Subrecipients
National Science Foundation	Direct		2012897	47,049	Mathematical and Physical Sciences	155,120	-
National Science Foundation	Direct		2026825	47,049	Mathematical and Physical Sciences	(1,163)	-
National Science Foundation	Direct		2027555	47,049	Mathematical and Physical Sciences	576,987	-
National Science Foundation	Direct		2027737	47,049	Mathematical and Physical Sciences	149,934	-
National Science Foundation	Direct		2052499	47,049	Mathematical and Physical Sciences	89,084	-
National Science Foundation	Direct		2052653	47,049	Mathematical and Physical Sciences	(1,101)	-
National Science Foundation	Direct		2052750	47,049	Mathematical and Physical Sciences	17,126	-
National Science Foundation	Direct		2052918	47,049	Mathematical and Physical Sciences	167,671	-
National Science Foundation	Direct		2054231	47,049	Mathematical and Physical Sciences	20,005	-
National Science Foundation	Direct		2054408	47,049	Mathematical and Physical Sciences	33,730	-
National Science Foundation	Direct		2100513	47,049	Mathematical and Physical Sciences	82,353	-
National Science Foundation	Direct		2101075	47,049	Mathematical and Physical Sciences	72,163	-
National Science Foundation	Direct		2101837	47,049	Mathematical and Physical Sciences	24,664	-
National Science Foundation	Direct		2103026	47,049	Mathematical and Physical Sciences	62,050	-
National Science Foundation	Direct		2103602	47,049	Mathematical and Physical Sciences	41,869	-
National Science Foundation	Direct		2103731	47,049	Mathematical and Physical Sciences	56,594	-
National Science Foundation	Direct		2104136	47,049	Mathematical and Physical Sciences	13,963	-
National Science Foundation	Direct		2104326	47,049	Mathematical and Physical Sciences	35,224	-
National Science Foundation	Direct		2104649	47,049	Mathematical and Physical Sciences	69,949	-
National Science Foundation	Direct		2104786	47,049	Mathematical and Physical Sciences	55,900	-
National Science Foundation	Direct		2106315	47,049	Mathematical and Physical Sciences	104,077	-
National Science Foundation	Direct		2106556	47,049	Mathematical and Physical Sciences	88,838	-
National Science Foundation	Direct		2107902	47,049	Mathematical and Physical Sciences	88,811	11,831
National Science Foundation	Direct		2108075	47,049	Mathematical and Physical Sciences	31,461	-
National Science Foundation	Direct		2110049	47,049	Mathematical and Physical Sciences	244,663	-
National Science Foundation	Direct		2110181	47,049	Mathematical and Physical Sciences	(582)	-
National Science Foundation	Direct		2110229	47,049	Mathematical and Physical Sciences	233,201	-
National Science Foundation	Direct		2110767	47,049	Mathematical and Physical Sciences	6,176	-
National Science Foundation	Direct		2110988	47,049	Mathematical and Physical Sciences	244,196	-
National Science Foundation	Direct		2113342	47,049	Mathematical and Physical Sciences	15,492	-
National Science Foundation	Direct		2113346	47,049	Mathematical and Physical Sciences	22,325	-
National Science Foundation	Direct		2113364	47,049	Mathematical and Physical Sciences	58,973	-
National Science Foundation	Direct		2113373	47,049	Mathematical and Physical Sciences	18,817	-
National Science Foundation	Direct		2113397	47,049	Mathematical and Physical Sciences	49,516	-
National Science Foundation	Direct		2113564	47,049	Mathematical and Physical Sciences	(9,392)	-
National Science Foundation	Direct		2114424	47,049	Mathematical and Physical Sciences	123,417	-
National Science Foundation	Direct		2118809	47,049	Mathematical and Physical Sciences	647,909	-
National Science Foundation	Direct		2122312	47,049	Mathematical and Physical Sciences	17,192	-
National Science Foundation	Direct		2126181	47,049	Mathematical and Physical Sciences	5,511,022	-
National Science Foundation	Direct		2134081	47,049	Mathematical and Physical Sciences	97,167	-
National Science Foundation	Direct		2142466	47,049	Mathematical and Physical Sciences	59,170	-
National Science Foundation	Direct		2142709	47,049	Mathematical and Physical Sciences	81,171	-
National Science Foundation	Direct		2142712	47,049	Mathematical and Physical Sciences	82,591	-
National Science Foundation	Direct		2143271	47,049	Mathematical and Physical Sciences	47,059	-
National Science Foundation	Direct		2149884	47,049	Mathematical and Physical Sciences	64,987	-
National Science Foundation	Direct		2152776	47,049	Mathematical and Physical Sciences	54,700	-
National Science Foundation	Direct		2153992	47,049	Mathematical and Physical Sciences	74,977	-
National Science Foundation	Direct		2154114	47,049	Mathematical and Physical Sciences	72,968	-
National Science Foundation	Direct		2154116	47,049	Mathematical and Physical Sciences	195,722	-
National Science Foundation	Direct		2154152	47,049	Mathematical and Physical Sciences	87,059	-
National Science Foundation	Direct		2154157	47,049	Mathematical and Physical Sciences	160,564	-
National Science Foundation	Direct		2154380	47,049	Mathematical and Physical Sciences	137,992	-
National Science Foundation	Direct		2154665	47,049	Mathematical and Physical Sciences	46,386	-
National Science Foundation	Direct		2154668	47,049	Mathematical and Physical Sciences	170,270	-
National Science Foundation	Direct		2154678	47,049	Mathematical and Physical Sciences	134,017	-
National Science Foundation	Direct		2200501	47,049	Mathematical and Physical Sciences	50,989	-
National Science Foundation	Direct		2203729	47,049	Mathematical and Physical Sciences	152,478	-
National Science Foundation	Direct		2204182	47,049	Mathematical and Physical Sciences	106,900	-
National Science Foundation	Direct		2204896	47,049	Mathematical and Physical Sciences	134,217	-
National Science Foundation	Direct		2204900	47,049	Mathematical and Physical Sciences	49,719	-
National Science Foundation	Direct		2205506	47,049	Mathematical and Physical Sciences	134,870	-
National Science Foundation	Direct		2205608	47,049	Mathematical and Physical Sciences	221,114	-
National Science Foundation	Direct		2205847	47,049	Mathematical and Physical Sciences	121,462	-
National Science Foundation	Direct		2205918	47,049	Mathematical and Physical Sciences	4,276	-
National Science Foundation	Direct		2206039	47,049	Mathematical and Physical Sciences	170,143	-
National Science Foundation	Direct		2206059	47,049	Mathematical and Physical Sciences	33,318	-
National Science Foundation	Direct		2207162	47,049	Mathematical and Physical Sciences	172,181	-
National Science Foundation	Direct		2207423	47,049	Mathematical and Physical Sciences	250,593	-
National Science Foundation	Direct		2209720	47,049	Mathematical and Physical Sciences	118,075	-
National Science Foundation	Direct		2210439	47,049	Mathematical and Physical Sciences	99,160	-
National Science Foundation	Direct		2212146	47,049	Mathematical and Physical Sciences	128,650	-
National Science Foundation	Direct		2212924	47,049	Mathematical and Physical Sciences	20,859	-
National Science Foundation	Direct		2213806	47,049	Mathematical and Physical Sciences	102,070	-
National Science Foundation	Direct		2224709	47,049	Mathematical and Physical Sciences	15,248	-
National Science Foundation	Direct		2235835	47,049	Mathematical and Physical Sciences	124,237	-
National Science Foundation	Direct		2236215	47,049	Mathematical and Physical Sciences	150,424	-
National Science Foundation	Direct		2236887	47,049	Mathematical and Physical Sciences	77,465	-
National Science Foundation	Direct		2237131	47,049	Mathematical and Physical Sciences	64,102	-

**University of Michigan**  
**Schedule of Expenditures of Federal Awards**  
**For the Year Ended June 30, 2025**

Cluster Title/Federal Grantor/Program	Type	Pass-Through Grantor	Award Identifier	Assistance Listing Number	Assistance Listing Program Title	Federal Expenditures	Passed-Through to Subrecipients
National Science Foundation	Direct		2237433	47,049	Mathematical and Physical Sciences	126,704	-
National Science Foundation	Direct		2238428	47,049	Mathematical and Physical Sciences	68,753	-
National Science Foundation	Direct		2240281	47,049	Mathematical and Physical Sciences	119,003	-
National Science Foundation	Direct		2242779	47,049	Mathematical and Physical Sciences	106,694	-
National Science Foundation	Direct		2243608	47,049	Mathematical and Physical Sciences	347,576	-
National Science Foundation	Direct		2243624	47,049	Mathematical and Physical Sciences	132,272	-
National Science Foundation	Direct		2243739	47,049	Mathematical and Physical Sciences	200,122	-
National Science Foundation	Direct		2243808	47,049	Mathematical and Physical Sciences	77,327	-
National Science Foundation	Direct		2246570	47,049	Mathematical and Physical Sciences	126,858	-
National Science Foundation	Direct		2246764	47,049	Mathematical and Physical Sciences	115,626	-
National Science Foundation	Direct		2246790	47,049	Mathematical and Physical Sciences	97,142	-
National Science Foundation	Direct		2247194	47,049	Mathematical and Physical Sciences	288,460	-
National Science Foundation	Direct		2301463	47,049	Mathematical and Physical Sciences	101,589	-
National Science Foundation	Direct		2301506	47,049	Mathematical and Physical Sciences	57,603	-
National Science Foundation	Direct		2301507	47,049	Mathematical and Physical Sciences	37,304	-
National Science Foundation	Direct		2301871	47,049	Mathematical and Physical Sciences	97,850	-
National Science Foundation	Direct		2302470	47,049	Mathematical and Physical Sciences	207,943	-
National Science Foundation	Direct		2304636	47,049	Mathematical and Physical Sciences	124,558	-
National Science Foundation	Direct		2304961	47,049	Mathematical and Physical Sciences	129,077	-
National Science Foundation	Direct		2306672	47,049	Mathematical and Physical Sciences	29,360	-
National Science Foundation	Direct		2307026	47,049	Mathematical and Physical Sciences	188,354	89,041
National Science Foundation	Direct		2308352	47,049	Mathematical and Physical Sciences	212,218	-
National Science Foundation	Direct		2309029	47,049	Mathematical and Physical Sciences	2,197,748	140,558
National Science Foundation	Direct		2309922	47,049	Mathematical and Physical Sciences	310,528	-
National Science Foundation	Direct		2310182	47,049	Mathematical and Physical Sciences	122,324	-
National Science Foundation	Direct		2310347	47,049	Mathematical and Physical Sciences	73,938	-
National Science Foundation	Direct		2310831	47,049	Mathematical and Physical Sciences	65,190	-
National Science Foundation	Direct		2313407	47,049	Mathematical and Physical Sciences	3,662	2,838
National Science Foundation	Direct		2316762	47,049	Mathematical and Physical Sciences	283,929	-
National Science Foundation	Direct		2317618	47,049	Mathematical and Physical Sciences	193,811	-
National Science Foundation	Direct		2321093	47,049	Mathematical and Physical Sciences	(31)	-
National Science Foundation	Direct		2323750	47,049	Mathematical and Physical Sciences	163,430	-
National Science Foundation	Direct		2323765	47,049	Mathematical and Physical Sciences	212,605	-
National Science Foundation	Direct		2324818	47,049	Mathematical and Physical Sciences	149,769	57,820
National Science Foundation	Direct		2328701	47,049	Mathematical and Physical Sciences	420,028	-
National Science Foundation	Direct		2329109	47,049	Mathematical and Physical Sciences	183,800	-
National Science Foundation	Direct		2333166	47,049	Mathematical and Physical Sciences	110,198	-
National Science Foundation	Direct		2337122	47,049	Mathematical and Physical Sciences	49,019	-
National Science Foundation	Direct		2337535	47,049	Mathematical and Physical Sciences	136,096	-
National Science Foundation	Direct		2337882	47,049	Mathematical and Physical Sciences	94,729	-
National Science Foundation	Direct		2337974	47,049	Mathematical and Physical Sciences	175,404	-
National Science Foundation	Direct		2338329	47,049	Mathematical and Physical Sciences	77,784	-
National Science Foundation	Direct		2341822	47,049	Mathematical and Physical Sciences	106,582	-
National Science Foundation	Direct		2348501	47,049	Mathematical and Physical Sciences	61,771	-
National Science Foundation	Direct		2348799	47,049	Mathematical and Physical Sciences	85,579	-
National Science Foundation	Direct		2349827	47,049	Mathematical and Physical Sciences	185,824	-
National Science Foundation	Direct		2349883	47,049	Mathematical and Physical Sciences	531	-
National Science Foundation	Direct		2349887	47,049	Mathematical and Physical Sciences	67,104	-
National Science Foundation	Direct		2350055	47,049	Mathematical and Physical Sciences	130,398	4,051
National Science Foundation	Direct		2350242	47,049	Mathematical and Physical Sciences	82,203	-
National Science Foundation	Direct		2400768	47,049	Mathematical and Physical Sciences	248,162	-
National Science Foundation	Direct		2401041	47,049	Mathematical and Physical Sciences	30,380	-
National Science Foundation	Direct		2401114	47,049	Mathematical and Physical Sciences	94,009	-
National Science Foundation	Direct		2401117	47,049	Mathematical and Physical Sciences	29,744	-
National Science Foundation	Direct		2401159	47,049	Mathematical and Physical Sciences	89,630	-
National Science Foundation	Direct		2403937	47,049	Mathematical and Physical Sciences	55,215	-
National Science Foundation	Direct		2404309	47,049	Mathematical and Physical Sciences	77,984	-
National Science Foundation	Direct		2404617	47,049	Mathematical and Physical Sciences	114,638	-
National Science Foundation	Direct		2406232	47,049	Mathematical and Physical Sciences	30,469	-
National Science Foundation	Direct		2406240	47,049	Mathematical and Physical Sciences	55,926	-
National Science Foundation	Direct		2406527	47,049	Mathematical and Physical Sciences	127,300	-
National Science Foundation	Direct		2406531	47,049	Mathematical and Physical Sciences	129,144	-
National Science Foundation	Direct		2406873	47,049	Mathematical and Physical Sciences	1,828	-
National Science Foundation	Direct		2407136	47,049	Mathematical and Physical Sciences	44,827	-
National Science Foundation	Direct		2407604	47,049	Mathematical and Physical Sciences	15,803	-
National Science Foundation	Direct		2408410	47,049	Mathematical and Physical Sciences	120,861	-
National Science Foundation	Direct		2408883	47,049	Mathematical and Physical Sciences	286,082	-
National Science Foundation	Direct		2410272	47,049	Mathematical and Physical Sciences	69,198	-
National Science Foundation	Direct		2410418	47,049	Mathematical and Physical Sciences	11,775	-
National Science Foundation	Direct		2411850	47,049	Mathematical and Physical Sciences	22,940	-
National Science Foundation	Direct		2412368	47,049	Mathematical and Physical Sciences	194,419	-
National Science Foundation	Direct		2412535	47,049	Mathematical and Physical Sciences	67,116	-
National Science Foundation	Direct		2413089	47,049	Mathematical and Physical Sciences	88,259	-
National Science Foundation	Direct		2413484	47,049	Mathematical and Physical Sciences	40,526	-
National Science Foundation	Direct		2418414	47,049	Mathematical and Physical Sciences	10,049	-
National Science Foundation	Direct		2422362	47,049	Mathematical and Physical Sciences	32,685	-
National Science Foundation	Direct		2422470	47,049	Mathematical and Physical Sciences	46,879	-
National Science Foundation	Direct		2422478	47,049	Mathematical and Physical Sciences	102,136	-

**University of Michigan**  
**Schedule of Expenditures of Federal Awards**  
**For the Year Ended June 30, 2025**

Cluster Title/Federal Grantor/Program	Type	Pass-Through Grantor	Award Identifier	Assistance Listing		Federal Expenditures	Passed-Through to Subrecipients
				Number	Assistance Listing Program Title		
National Science Foundation	Direct		2427117	47,049	Mathematical and Physical Sciences	101,400	-
National Science Foundation	Direct		2429080	47,049	Mathematical and Physical Sciences	26,631	-
National Science Foundation	Direct		2432130	47,049	Mathematical and Physical Sciences	109,093	-
National Science Foundation	Direct		2435166	47,049	Mathematical and Physical Sciences	336,275	-
National Science Foundation	Direct		2437806	47,049	Mathematical and Physical Sciences	42,742	-
National Science Foundation	Direct		2440629	47,049	Mathematical and Physical Sciences	13,762	-
National Science Foundation	Direct		2452641	47,049	Mathematical and Physical Sciences	3,197	-
National Science Foundation	Direct		2513040	47,049	Mathematical and Physical Sciences	40,448	-
National Science Foundation	Direct		2516752	47,049	Mathematical and Physical Sciences	23,924	-
National Science Foundation	Pass-Through	Drexel University	920202	47,049	Mathematical and Physical Sciences	31,519	-
National Science Foundation	Pass-Through	Duke University	333-2772	47,049	Mathematical and Physical Sciences	75,496	-
National Science Foundation	Pass-Through	Massachusetts Institute of Technology	55135 - PO 491280	47,049	Mathematical and Physical Sciences	9,271	-
National Science Foundation	Pass-Through	North Carolina State University	2023-0828-01	47,049	Mathematical and Physical Sciences	192,549	-
National Science Foundation	Pass-Through	North Carolina State University	PAM-P23-002762-SA01	47,049	Mathematical and Physical Sciences	42,591	-
National Science Foundation	Pass-Through	Northwestern University	60062823 UM	47,049	Mathematical and Physical Sciences	160,391	-
National Science Foundation	Pass-Through	Stony Brook University	93443/1172884/2 S & C	47,049	Mathematical and Physical Sciences	971,339	394,549
National Science Foundation	Pass-Through	The Pennsylvania State University (Penn State)	S001120-NSF	47,049	Mathematical and Physical Sciences	138,367	-
National Science Foundation	Pass-Through	The Trustees of Columbia University In The City of New York dba Columbia University	17(GG016228)	47,049	Mathematical and Physical Sciences	241,934	-
National Science Foundation	Pass-Through	The Trustees of Columbia University In The City of New York dba Columbia University	18(GG016228-18)	47,049	Mathematical and Physical Sciences	154,783	-
National Science Foundation	Pass-Through	The Trustees of Columbia University In The City of New York dba Columbia University	19(GG016228)	47,049	Mathematical and Physical Sciences	377,663	-
National Science Foundation	Pass-Through	The Trustees of Princeton University dba Princeton University	SUB0000733	47,049	Mathematical and Physical Sciences	167,933	-
National Science Foundation	Pass-Through	University of Illinois-Urbana-Champaign	097001-17603	47,049	Mathematical and Physical Sciences	18,926	-
National Science Foundation	Pass-Through	University of Oregon	2019F0B	47,049	Mathematical and Physical Sciences	60,060	-
National Science Foundation	Pass-Through	University of Utah	10055084-S2	47,049	Mathematical and Physical Sciences	207,879	-
National Science Foundation	Pass-Through	Virginia Polytechnic Institute and State University dba Virginia Tech	480717-19337	47,049	Mathematical and Physical Sciences	13,382	-
National Science Foundation	Pass-Through	Yale University	CON-80003108 (GR113507)	47,049	Mathematical and Physical Sciences	21,809	-
						\$ 29,644,785	\$ 721,133
National Science Foundation	Direct		1663800	47,050	Geosciences	17,140	-
National Science Foundation	Direct		1738896	47,050	Geosciences	161,502	-
National Science Foundation	Direct		1812949	47,050	Geosciences	(7,196)	-
National Science Foundation	Direct		1813996	47,050	Geosciences	24,727	-
National Science Foundation	Direct		1848724	47,050	Geosciences	(3,527)	-
National Science Foundation	Direct		1851164	47,050	Geosciences	104,848	-
National Science Foundation	Direct		1851618	47,050	Geosciences	75,381	20,242
National Science Foundation	Direct		1903237	47,050	Geosciences	(4,477)	-
National Science Foundation	Direct		1925627	47,050	Geosciences	(3,063)	-
National Science Foundation	Direct		1927831	47,050	Geosciences	107,963	-
National Science Foundation	Direct		1943742	47,050	Geosciences	112,299	-
National Science Foundation	Direct		1948622	47,050	Geosciences	208,685	-
National Science Foundation	Direct		1949151	47,050	Geosciences	50,923	-
National Science Foundation	Direct		2013433	47,050	Geosciences	132,516	-
National Science Foundation	Direct		2019379	47,050	Geosciences	79,648	-
National Science Foundation	Direct		2020603	47,050	Geosciences	4,739	-
National Science Foundation	Direct		2020970	47,050	Geosciences	94,307	-
National Science Foundation	Direct		2022716	47,050	Geosciences	68,627	-
National Science Foundation	Direct		2022746	47,050	Geosciences	4,000	-
National Science Foundation	Direct		2022885	47,050	Geosciences	106,352	34,550
National Science Foundation	Direct		2023761	47,050	Geosciences	54,631	-
National Science Foundation	Direct		2026826	47,050	Geosciences	25,596	-
National Science Foundation	Direct		2037091	47,050	Geosciences	60,705	-
National Science Foundation	Direct		2040610	47,050	Geosciences	83,246	-
National Science Foundation	Direct		2050618	47,050	Geosciences	101,818	-
National Science Foundation	Direct		2050718	47,050	Geosciences	11,234	-
National Science Foundation	Direct		2051548	47,050	Geosciences	5,777	-
National Science Foundation	Direct		2053429	47,050	Geosciences	6,607	-
National Science Foundation	Direct		2102843	47,050	Geosciences	86,346	-
National Science Foundation	Direct		2119935	47,050	Geosciences	25,664	-
National Science Foundation	Direct		2120302	47,050	Geosciences	95,786	-
National Science Foundation	Direct		2122023	47,050	Geosciences	9,307	-
National Science Foundation	Direct		2125941	47,050	Geosciences	81,268	-
National Science Foundation	Direct		2126792	47,050	Geosciences	226,965	57,701
National Science Foundation	Direct		2127195	47,050	Geosciences	167,294	-
National Science Foundation	Direct		2142509	47,050	Geosciences	43,472	-
National Science Foundation	Direct		2147752	47,050	Geosciences	40,554	-
National Science Foundation	Direct		2147893	47,050	Geosciences	301,389	-
National Science Foundation	Direct		2202682	47,050	Geosciences	12,732	-
National Science Foundation	Direct		2202793	47,050	Geosciences	65,709	-
National Science Foundation	Direct		2214119	47,050	Geosciences	16,074	-
National Science Foundation	Direct		2219007	47,050	Geosciences	205,617	-
National Science Foundation	Direct		2224871	47,050	Geosciences	124,170	19,025
National Science Foundation	Direct		2229138	47,050	Geosciences	121,367	44,140
National Science Foundation	Direct		2229337	47,050	Geosciences	28,717	-
National Science Foundation	Direct		2233425	47,050	Geosciences	230,496	-
National Science Foundation	Direct		2237429	47,050	Geosciences	148,449	-
National Science Foundation	Direct		2237435	47,050	Geosciences	155,624	-
National Science Foundation	Direct		2241495	47,050	Geosciences	132,049	-
National Science Foundation	Direct		2246912	47,050	Geosciences	91,569	-
National Science Foundation	Direct		2302458	47,050	Geosciences	128,306	-

**University of Michigan  
Schedule of Expenditures of Federal Awards  
For the Year Ended June 30, 2025**

Cluster Title/Federal Grantor/Program	Type	Pass-Through Grantor	Award Identifier	Assistance Listing			Federal Expenditures	Passed-Through to Subrecipients
				Number	Assistance Listing Program Title			
National Science Foundation	Direct		2305408	47.050	Geosciences	-	-	
National Science Foundation	Direct		2306124	47.050	Geosciences	235,075	66,398	
National Science Foundation	Direct		2310830	47.050	Geosciences	56,283	-	
National Science Foundation	Direct		2312212	47.050	Geosciences	51,913	-	
National Science Foundation	Direct		2313491	47.050	Geosciences	126,209	-	
National Science Foundation	Direct		2314724	47.050	Geosciences	94,069	-	
National Science Foundation	Direct		2315814	47.050	Geosciences	73,165	-	
National Science Foundation	Direct		2317024	47.050	Geosciences	63,718	-	
National Science Foundation	Direct		2319044	47.050	Geosciences	207,659	-	
National Science Foundation	Direct		2319142	47.050	Geosciences	194,737	-	
National Science Foundation	Direct		2321595	47.050	Geosciences	86,904	44,186	
National Science Foundation	Direct		2323303	47.050	Geosciences	112,799	-	
National Science Foundation	Direct		2329416	47.050	Geosciences	103,755	20,580	
National Science Foundation	Direct		2331991	47.050	Geosciences	47,794	-	
National Science Foundation	Direct		2332468	47.050	Geosciences	328,903	126,130	
National Science Foundation	Direct		2333584	47.050	Geosciences	63,210	-	
National Science Foundation	Direct		2345547	47.050	Geosciences	24,365	-	
National Science Foundation	Direct		2348448	47.050	Geosciences	894,899	617,655	
National Science Foundation	Direct		2348598	47.050	Geosciences	99,646	-	
National Science Foundation	Direct		2349825	47.050	Geosciences	136,366	-	
National Science Foundation	Direct		2349872	47.050	Geosciences	18,661	-	
National Science Foundation	Direct		2406176	47.050	Geosciences	9,815	-	
National Science Foundation	Direct		2413225	47.050	Geosciences	92,906	-	
National Science Foundation	Direct		2418066	47.050	Geosciences	568,042	237,181	
National Science Foundation	Direct		2419187	47.050	Geosciences	41,307	-	
National Science Foundation	Direct		2419986	47.050	Geosciences	117,596	69,022	
National Science Foundation	Direct		2420675	47.050	Geosciences	64,599	-	
National Science Foundation	Direct		2421744	47.050	Geosciences	14,397	-	
National Science Foundation	Direct		2428926	47.050	Geosciences	77,018	-	
National Science Foundation	Direct		2435649	47.050	Geosciences	25,946	-	
National Science Foundation	Direct		2517840	47.050	Geosciences	26,183	-	
National Science Foundation	Pass-Through	Bowling Green State University	10010192-UM05	47.050	Geosciences	8,283	-	
National Science Foundation	Pass-Through	RAND Corporation	SCON-00000664	47.050	Geosciences	5,049	-	
National Science Foundation	Pass-Through	Texas Tech University	21P819-02	47.050	Geosciences	16,970	-	
National Science Foundation	Pass-Through	University of Alabama, Huntsville	2022-1562	47.050	Geosciences	122,534	-	
National Science Foundation	Pass-Through	University of Alaska Fairbanks	UA 21-0062	47.050	Geosciences	633	-	
National Science Foundation	Pass-Through	University of Oregon	2018B0A	47.050	Geosciences	61,928	-	
						\$ 8,583,731	\$ 1,356,810	
National Science Foundation	Direct		1703931	47.070	Computer and Information Science and Engineering	(16,122)	-	
National Science Foundation	Direct		1737432	47.070	Computer and Information Science and Engineering	(3,897)	(5,570)	
National Science Foundation	Direct		1738714	47.070	Computer and Information Science and Engineering	5,866	-	
National Science Foundation	Direct		1750489	47.070	Computer and Information Science and Engineering	(938)	-	
National Science Foundation	Direct		1763297	47.070	Computer and Information Science and Engineering	3,132	-	
National Science Foundation	Direct		1815875	47.070	Computer and Information Science and Engineering	22,037	-	
National Science Foundation	Direct		1816019	47.070	Computer and Information Science and Engineering	(1,299)	-	
National Science Foundation	Direct		1830345	47.070	Computer and Information Science and Engineering	(1)	-	
National Science Foundation	Direct		1835284	47.070	Computer and Information Science and Engineering	4,791	-	
National Science Foundation	Direct		1845076	47.070	Computer and Information Science and Engineering	109,030	-	
National Science Foundation	Direct		1845491	47.070	Computer and Information Science and Engineering	202,603	-	
National Science Foundation	Direct		1845577	47.070	Computer and Information Science and Engineering	(1,165)	-	
National Science Foundation	Direct		1845853	47.070	Computer and Information Science and Engineering	77,840	-	
National Science Foundation	Direct		1900675	47.070	Computer and Information Science and Engineering	(16,889)	-	
National Science Foundation	Direct		1901171	47.070	Computer and Information Science and Engineering	87,295	-	
National Science Foundation	Direct		1907553	47.070	Computer and Information Science and Engineering	4	-	
National Science Foundation	Direct		1908601	47.070	Computer and Information Science and Engineering	193,162	-	
National Science Foundation	Direct		1909067	47.070	Computer and Information Science and Engineering	(1,832)	-	
National Science Foundation	Direct		1909771	47.070	Computer and Information Science and Engineering	(521)	-	
National Science Foundation	Direct		1909937	47.070	Computer and Information Science and Engineering	216,396	-	
National Science Foundation	Direct		1910281	47.070	Computer and Information Science and Engineering	33,813	-	
National Science Foundation	Direct		1916425	47.070	Computer and Information Science and Engineering	14,760	-	
National Science Foundation	Direct		1928434	47.070	Computer and Information Science and Engineering	37,526	-	
National Science Foundation	Direct		1930041	47.070	Computer and Information Science and Engineering	79,483	20,828	
National Science Foundation	Direct		1931982	47.070	Computer and Information Science and Engineering	102,583	-	
National Science Foundation	Direct		1942125	47.070	Computer and Information Science and Engineering	(1,969)	-	
National Science Foundation	Direct		1942547	47.070	Computer and Information Science and Engineering	155,037	-	
National Science Foundation	Direct		1947580	47.070	Computer and Information Science and Engineering	(411)	-	
National Science Foundation	Direct		1949634	47.070	Computer and Information Science and Engineering	144,800	-	
National Science Foundation	Direct		2006373	47.070	Computer and Information Science and Engineering	5,220	-	
National Science Foundation	Direct		2006618	47.070	Computer and Information Science and Engineering	(254)	-	
National Science Foundation	Direct		2006704	47.070	Computer and Information Science and Engineering	(13,998)	-	
National Science Foundation	Direct		2006778	47.070	Computer and Information Science and Engineering	1,813	-	
National Science Foundation	Direct		2007055	47.070	Computer and Information Science and Engineering	(491)	-	
National Science Foundation	Direct		2007251	47.070	Computer and Information Science and Engineering	85,571	-	
National Science Foundation	Direct		2007857	47.070	Computer and Information Science and Engineering	9,147	-	
National Science Foundation	Direct		2007878	47.070	Computer and Information Science and Engineering	(2,762)	-	
National Science Foundation	Direct		2008074	47.070	Computer and Information Science and Engineering	(3,671)	-	
National Science Foundation	Direct		2008130	47.070	Computer and Information Science and Engineering	(965)	-	
National Science Foundation	Direct		2012001	47.070	Computer and Information Science and Engineering	8,048	-	

**University of Michigan  
Schedule of Expenditures of Federal Awards  
For the Year Ended June 30, 2025**

Cluster Title/Federal Grantor/Program	Type	Pass-Through Grantor	Award Identifier	Assistance Listing Number	Assistance Listing Program Title	Federal Expenditures	Passed-Through to Subrecipients
National Science Foundation	Direct		2014003	47.070	Computer and Information Science and Engineering	334,892	30,925
National Science Foundation	Direct		2016363	47.070	Computer and Information Science and Engineering	19,265	-
National Science Foundation	Direct		2018915	47.070	Computer and Information Science and Engineering	269,306	232,943
National Science Foundation	Direct		2035770	47.070	Computer and Information Science and Engineering	53,515	-
National Science Foundation	Direct		2038432	47.070	Computer and Information Science and Engineering	94,790	-
National Science Foundation	Direct		2045009	47.070	Computer and Information Science and Engineering	223,999	-
National Science Foundation	Direct		2045432	47.070	Computer and Information Science and Engineering	122,939	-
National Science Foundation	Direct		2045492	47.070	Computer and Information Science and Engineering	157,287	-
National Science Foundation	Direct		2045541	47.070	Computer and Information Science and Engineering	83,302	-
National Science Foundation	Direct		2046016	47.070	Computer and Information Science and Engineering	116,081	-
National Science Foundation	Direct		2104243	47.070	Computer and Information Science and Engineering	94,486	-
National Science Foundation	Direct		2104337	47.070	Computer and Information Science and Engineering	34,808	-
National Science Foundation	Direct		2105734	47.070	Computer and Information Science and Engineering	51,125	-
National Science Foundation	Direct		2106176	47.070	Computer and Information Science and Engineering	67,121	-
National Science Foundation	Direct		2106184	47.070	Computer and Information Science and Engineering	234,739	146,635
National Science Foundation	Direct		2107345	47.070	Computer and Information Science and Engineering	(5,004)	-
National Science Foundation	Direct		2112773	47.070	Computer and Information Science and Engineering	160,321	-
National Science Foundation	Direct		2113401	47.070	Computer and Information Science and Engineering	266,407	-
National Science Foundation	Direct		2118512	47.070	Computer and Information Science and Engineering	122,261	-
National Science Foundation	Direct		2118818	47.070	Computer and Information Science and Engineering	13,202	-
National Science Foundation	Direct		2123654	47.070	Computer and Information Science and Engineering	186,964	-
National Science Foundation	Direct		2123777	47.070	Computer and Information Science and Engineering	301,344	-
National Science Foundation	Direct		2124127	47.070	Computer and Information Science and Engineering	111,658	10,696
National Science Foundation	Direct		2125012	47.070	Computer and Information Science and Engineering	227,104	-
National Science Foundation	Direct		2127747	47.070	Computer and Information Science and Engineering	47,216	-
National Science Foundation	Direct		2128756	47.070	Computer and Information Science and Engineering	248,193	-
National Science Foundation	Direct		2132815	47.070	Computer and Information Science and Engineering	153,191	-
National Science Foundation	Direct		2133964	47.070	Computer and Information Science and Engineering	40,982	-
National Science Foundation	Direct		2137195	47.070	Computer and Information Science and Engineering	89,927	-
National Science Foundation	Direct		2137207	47.070	Computer and Information Science and Engineering	65,367	-
National Science Foundation	Direct		2141512	47.070	Computer and Information Science and Engineering	450,405	9,366
National Science Foundation	Direct		2143044	47.070	Computer and Information Science and Engineering	199,272	-
National Science Foundation	Direct		2143529	47.070	Computer and Information Science and Engineering	193,396	-
National Science Foundation	Direct		2143904	47.070	Computer and Information Science and Engineering	126,177	-
National Science Foundation	Direct		2152819	47.070	Computer and Information Science and Engineering	63,290	-
National Science Foundation	Direct		2153083	47.070	Computer and Information Science and Engineering	73,463	-
National Science Foundation	Direct		2153171	47.070	Computer and Information Science and Engineering	16,890	-
National Science Foundation	Direct		2153184	47.070	Computer and Information Science and Engineering	32,258	-
National Science Foundation	Direct		2153680	47.070	Computer and Information Science and Engineering	183,692	-
National Science Foundation	Direct		2202451	47.070	Computer and Information Science and Engineering	315,604	-
National Science Foundation	Direct		2207548	47.070	Computer and Information Science and Engineering	37,400	-
National Science Foundation	Direct		2208662	47.070	Computer and Information Science and Engineering	106,413	-
National Science Foundation	Direct		2209423	47.070	Computer and Information Science and Engineering	202,103	-
National Science Foundation	Direct		2209546	47.070	Computer and Information Science and Engineering	182,318	-
National Science Foundation	Direct		2210832	47.070	Computer and Information Science and Engineering	156,097	-
National Science Foundation	Direct		2210841	47.070	Computer and Information Science and Engineering	231,776	-
National Science Foundation	Direct		2211509	47.070	Computer and Information Science and Engineering	160,892	-
National Science Foundation	Direct		2211749	47.070	Computer and Information Science and Engineering	67,295	-
National Science Foundation	Direct		2212066	47.070	Computer and Information Science and Engineering	139,622	-
National Science Foundation	Direct		2212143	47.070	Computer and Information Science and Engineering	45,443	-
National Science Foundation	Direct		2212326	47.070	Computer and Information Science and Engineering	92,995	-
National Science Foundation	Direct		2215542	47.070	Computer and Information Science and Engineering	211,035	-
National Science Foundation	Direct		2219997	47.070	Computer and Information Science and Engineering	194,688	-
National Science Foundation	Direct		2220876	47.070	Computer and Information Science and Engineering	98,465	-
National Science Foundation	Direct		2221980	47.070	Computer and Information Science and Engineering	201,532	-
National Science Foundation	Direct		2223845	47.070	Computer and Information Science and Engineering	147,933	-
National Science Foundation	Direct		2230172	47.070	Computer and Information Science and Engineering	54,367	-
National Science Foundation	Direct		2232628	47.070	Computer and Information Science and Engineering	179,794	119,069
National Science Foundation	Direct		2232623	47.070	Computer and Information Science and Engineering	31,951	-
National Science Foundation	Direct		2236669	47.070	Computer and Information Science and Engineering	42,850	-
National Science Foundation	Direct		2236674	47.070	Computer and Information Science and Engineering	159,323	-
National Science Foundation	Direct		2236784	47.070	Computer and Information Science and Engineering	259,771	-
National Science Foundation	Direct		2236931	47.070	Computer and Information Science and Engineering	136,993	-
National Science Foundation	Direct		2237552	47.070	Computer and Information Science and Engineering	116,202	-
National Science Foundation	Direct		2237562	47.070	Computer and Information Science and Engineering	172,444	-
National Science Foundation	Direct		2238084	47.070	Computer and Information Science and Engineering	35,754	-
National Science Foundation	Direct		2238138	47.070	Computer and Information Science and Engineering	137,823	-
National Science Foundation	Direct		2238744	47.070	Computer and Information Science and Engineering	79,900	-
National Science Foundation	Direct		2245223	47.070	Computer and Information Science and Engineering	296,726	-
National Science Foundation	Direct		2302564	47.070	Computer and Information Science and Engineering	368,469	-
National Science Foundation	Direct		2302730	47.070	Computer and Information Science and Engineering	87,380	64,925
National Science Foundation	Direct		2306372	47.070	Computer and Information Science and Engineering	184,149	-
National Science Foundation	Direct		2309403	47.070	Computer and Information Science and Engineering	173,860	-
National Science Foundation	Direct		2310582	47.070	Computer and Information Science and Engineering	90,555	-
National Science Foundation	Direct		2311102	47.070	Computer and Information Science and Engineering	372,175	-
National Science Foundation	Direct		2312752	47.070	Computer and Information Science and Engineering	106,638	-
National Science Foundation	Direct		2312762	47.070	Computer and Information Science and Engineering	96,736	-
National Science Foundation	Direct		2312842	47.070	Computer and Information Science and Engineering	175,407	-

**University of Michigan  
Schedule of Expenditures of Federal Awards  
For the Year Ended June 30, 2025**

Cluster Title/Federal Grantor/Program	Type	Pass-Through Grantor	Award Identifier	Assistance Listing Number	Assistance Listing Program Title	Federal Expenditures	Passed-Through to Subrecipients
National Science Foundation	Direct		2312931	47.070	Computer and Information Science and Engineering	185,307	-
National Science Foundation	Direct		2313137	47.070	Computer and Information Science and Engineering	169,073	-
National Science Foundation	Direct		2313151	47.070	Computer and Information Science and Engineering	113,946	-
National Science Foundation	Direct		2317698	47.070	Computer and Information Science and Engineering	216,159	-
National Science Foundation	Direct		2317751	47.070	Computer and Information Science and Engineering	153,145	-
National Science Foundation	Direct		2318937	47.070	Computer and Information Science and Engineering	247,677	-
National Science Foundation	Direct		2318954	47.070	Computer and Information Science and Engineering	131,674	-
National Science Foundation	Direct		2319592	47.070	Computer and Information Science and Engineering	127,191	65,023
National Science Foundation	Direct		2321532	47.070	Computer and Information Science and Engineering	149,993	-
National Science Foundation	Direct		2323174	47.070	Computer and Information Science and Engineering	195,522	148,110
National Science Foundation	Direct		2324769	47.070	Computer and Information Science and Engineering	19,592	-
National Science Foundation	Direct		2327011	47.070	Computer and Information Science and Engineering	152,738	-
National Science Foundation	Direct		2330888	47.070	Computer and Information Science and Engineering	3,354	-
National Science Foundation	Direct		2331590	47.070	Computer and Information Science and Engineering	74,532	-
National Science Foundation	Direct		2331780	47.070	Computer and Information Science and Engineering	29,833	-
National Science Foundation	Direct		2332554	47.070	Computer and Information Science and Engineering	125,702	-
National Science Foundation	Direct		2337529	47.070	Computer and Information Science and Engineering	45,002	-
National Science Foundation	Direct		2337776	47.070	Computer and Information Science and Engineering	133,000	-
National Science Foundation	Direct		2338655	47.070	Computer and Information Science and Engineering	142,826	-
National Science Foundation	Direct		2339071	47.070	Computer and Information Science and Engineering	124,952	-
National Science Foundation	Direct		2339431	47.070	Computer and Information Science and Engineering	75,821	-
National Science Foundation	Direct		2345339	47.070	Computer and Information Science and Engineering	194,386	-
National Science Foundation	Direct		2347294	47.070	Computer and Information Science and Engineering	71,264	-
National Science Foundation	Direct		2348362	47.070	Computer and Information Science and Engineering	106,317	-
National Science Foundation	Direct		2348439	47.070	Computer and Information Science and Engineering	60,149	-
National Science Foundation	Direct		2348706	47.070	Computer and Information Science and Engineering	218,188	-
National Science Foundation	Direct		2401775	47.070	Computer and Information Science and Engineering	73,832	18,663
National Science Foundation	Direct		2402950	47.070	Computer and Information Science and Engineering	91,135	-
National Science Foundation	Direct		2403075	47.070	Computer and Information Science and Engineering	200,984	-
National Science Foundation	Direct		2403119	47.070	Computer and Information Science and Engineering	357,177	-
National Science Foundation	Direct		2406218	47.070	Computer and Information Science and Engineering	250,455	-
National Science Foundation	Direct		2406598	47.070	Computer and Information Science and Engineering	225,638	-
National Science Foundation	Direct		2409729	47.070	Computer and Information Science and Engineering	276,352	-
National Science Foundation	Direct		2413293	47.070	Computer and Information Science and Engineering	113,096	-
National Science Foundation	Direct		2414918	47.070	Computer and Information Science and Engineering	57,130	-
National Science Foundation	Direct		2416756	47.070	Computer and Information Science and Engineering	39,255	-
National Science Foundation	Direct		2418495	47.070	Computer and Information Science and Engineering	192,756	-
National Science Foundation	Direct		2420309	47.070	Computer and Information Science and Engineering	112,426	-
National Science Foundation	Direct		2422028	47.070	Computer and Information Science and Engineering	144,009	-
National Science Foundation	Direct		2422622	47.070	Computer and Information Science and Engineering	23,847	-
National Science Foundation	Direct		2426230	47.070	Computer and Information Science and Engineering	152,412	-
National Science Foundation	Direct		2426474	47.070	Computer and Information Science and Engineering	1,465	-
National Science Foundation	Direct		2430807	47.070	Computer and Information Science and Engineering	49,766	20,551
National Science Foundation	Direct		2430862	47.070	Computer and Information Science and Engineering	47,336	-
National Science Foundation	Direct		2434331	47.070	Computer and Information Science and Engineering	16,650	-
National Science Foundation	Direct		2434949	47.070	Computer and Information Science and Engineering	4,886	-
National Science Foundation	Direct		2437202	47.070	Computer and Information Science and Engineering	146,144	-
National Science Foundation	Direct		2437503	47.070	Computer and Information Science and Engineering	155,424	49,825
National Science Foundation	Direct		2439312	47.070	Computer and Information Science and Engineering	92,696	-
National Science Foundation	Direct		2525507	47.070	Computer and Information Science and Engineering	36,528	-
National Science Foundation	Direct		2530474	47.070	Computer and Information Science and Engineering	12,696	-
National Science Foundation	Pass-Through	Computing Research Association (CRA)	2021 CIF-Umichigan-61	47.070	Computer and Information Science and Engineering	24,559	-
National Science Foundation	Pass-Through	Computing Research Association (CRA)	G-2A-058	47.070	Computer and Information Science and Engineering	99,627	-
National Science Foundation	Pass-Through	Computing Research Association (CRA)	G-2A-059	47.070	Computer and Information Science and Engineering	104,443	-
National Science Foundation	Pass-Through	Computing Research Association (CRA)	Year3CIF2020-Umichigan-32	47.070	Computer and Information Science and Engineering	34,980	-
National Science Foundation	Pass-Through	Duke University	333-2823	47.070	Computer and Information Science and Engineering	193,213	-
National Science Foundation	Pass-Through	Georgia Institute of Technology	AWD-003829-G4	47.070	Computer and Information Science and Engineering	3,392	-
National Science Foundation	Pass-Through	Georgia Institute of Technology	AWD-004670-G1	47.070	Computer and Information Science and Engineering	116	-
National Science Foundation	Pass-Through	Leland Stanford Junior University	63509968-301413	47.070	Computer and Information Science and Engineering	131,776	-
National Science Foundation	Pass-Through	Michigan State University (MSU)	RC111607A	47.070	Computer and Information Science and Engineering	6,612	-
National Science Foundation	Pass-Through	New York University	F2529-01	47.070	Computer and Information Science and Engineering	188,565	-
National Science Foundation	Pass-Through	North Carolina State University	PAM-P22-002253-SA01	47.070	Computer and Information Science and Engineering	85,656	-
National Science Foundation	Pass-Through	PECAN STREET INC.	Subaward Agreement	47.070	Computer and Information Science and Engineering	140,219	-
National Science Foundation	Pass-Through	Texas A & M University	M2200483	47.070	Computer and Information Science and Engineering	88,699	-
National Science Foundation	Pass-Through	The Ohio State University	SPC-1000005451/GR124627	47.070	Computer and Information Science and Engineering	295,201	-
National Science Foundation	Pass-Through	The Trustees of Columbia University In The City of New York dba Columbia University	3(GG17134-01)	47.070	Computer and Information Science and Engineering	11,376	-
National Science Foundation	Pass-Through	Trustees of Dartmouth College	R1383	47.070	Computer and Information Science and Engineering	184,625	-
National Science Foundation	Pass-Through	University of Calabria	2023-1961	47.070	Computer and Information Science and Engineering	75,000	-
National Science Foundation	Pass-Through	University of California-Santa Cruz	A21-0568-S003	47.070	Computer and Information Science and Engineering	68,190	-
National Science Foundation	Pass-Through	University of Nevada, Reno	UNR-24-92	47.070	Computer and Information Science and Engineering	11,782	-
National Science Foundation	Pass-Through	University of Utah	10061946-MICH-02	47.070	Computer and Information Science and Engineering	2,077	-
						<b>\$ 20,700,827</b>	<b>\$ 931,989</b>
National Science Foundation	Direct		1655720	47.074	Biological Sciences	117,141	-
National Science Foundation	Direct		1707316	47.074	Biological Sciences	(38,824)	-
National Science Foundation	Direct		1749627	47.074	Biological Sciences	159,095	-
National Science Foundation	Direct		1754398	47.074	Biological Sciences	23,148	-
National Science Foundation	Direct		1755268	47.074	Biological Sciences	8,848	-
National Science Foundation	Direct		1759826	47.074	Biological Sciences	4,324	-

**University of Michigan**  
**Schedule of Expenditures of Federal Awards**  
**For the Year Ended June 30, 2025**

Cluster Title/Federal Grantor/Program	Type	Pass-Through Grantor	Award Identifier	Assistance Listing Number	Assistance Listing Program Title	Federal Expenditures	Passed-Through to Subrecipients
National Science Foundation	Direct		1813069	47.074	Biological Sciences	59,602	30,054
National Science Foundation	Direct		1845012	47.074	Biological Sciences	3,046	-
National Science Foundation	Direct		1853261	47.074	Biological Sciences	62,335	-
National Science Foundation	Direct		1854359	47.074	Biological Sciences	(2,943)	-
National Science Foundation	Direct		1902113	47.074	Biological Sciences	79,237	-
National Science Foundation	Direct		1902119	47.074	Biological Sciences	2,267	-
National Science Foundation	Direct		1917146	47.074	Biological Sciences	122,838	-
National Science Foundation	Direct		1923206	47.074	Biological Sciences	(6,475)	-
National Science Foundation	Direct		1929737	47.074	Biological Sciences	102,933	-
National Science Foundation	Direct		1929738	47.074	Biological Sciences	4,087	-
National Science Foundation	Direct		1934703	47.074	Biological Sciences	216,361	-
National Science Foundation	Direct		1935265	47.074	Biological Sciences	194,353	92,572
National Science Foundation	Direct		1938969	47.074	Biological Sciences	39,242	-
National Science Foundation	Direct		1941796	47.074	Biological Sciences	67,247	-
National Science Foundation	Direct		1941822	47.074	Biological Sciences	218,818	-
National Science Foundation	Direct		1941966	47.074	Biological Sciences	245,757	-
National Science Foundation	Direct		1942398	47.074	Biological Sciences	199,131	-
National Science Foundation	Direct		1944881	47.074	Biological Sciences	111,806	-
National Science Foundation	Direct		2001290	47.074	Biological Sciences	3,770	-
National Science Foundation	Direct		2010851	47.074	Biological Sciences	(10,149)	-
National Science Foundation	Direct		2016678	47.074	Biological Sciences	201,328	-
National Science Foundation	Direct		2017822	47.074	Biological Sciences	75,447	-
National Science Foundation	Direct		2025426	47.074	Biological Sciences	575,587	-
National Science Foundation	Direct		2033320	47.074	Biological Sciences	74,060	-
National Science Foundation	Direct		2041933	47.074	Biological Sciences	88,395	-
National Science Foundation	Direct		2045017	47.074	Biological Sciences	133,061	-
National Science Foundation	Direct		2045562	47.074	Biological Sciences	190,027	-
National Science Foundation	Direct		2101345	47.074	Biological Sciences	67,509	-
National Science Foundation	Direct		2101868	47.074	Biological Sciences	96,736	18,824
National Science Foundation	Direct		2106070	47.074	Biological Sciences	134,955	-
National Science Foundation	Direct		2110233	47.074	Biological Sciences	71,459	16,877
National Science Foundation	Direct		2111028	47.074	Biological Sciences	174,571	70,080
National Science Foundation	Direct		2114070	47.074	Biological Sciences	244,635	-
National Science Foundation	Direct		2132002	47.074	Biological Sciences	109,991	-
National Science Foundation	Direct		2134910	47.074	Biological Sciences	133,412	-
National Science Foundation	Direct		2140320	47.074	Biological Sciences	98,444	-
National Science Foundation	Direct		2141892	47.074	Biological Sciences	168,755	-
National Science Foundation	Direct		2142670	47.074	Biological Sciences	252,359	-
National Science Foundation	Direct		2146950	47.074	Biological Sciences	116,773	-
National Science Foundation	Direct		2201236	47.074	Biological Sciences	113,744	-
National Science Foundation	Direct		2211765	47.074	Biological Sciences	48,608	-
National Science Foundation	Direct		2217116	47.074	Biological Sciences	195,654	-
National Science Foundation	Direct		2218083	47.074	Biological Sciences	376,847	-
National Science Foundation	Direct		2218235	47.074	Biological Sciences	(1,337)	-
National Science Foundation	Direct		2220214	47.074	Biological Sciences	244,709	-
National Science Foundation	Direct		2225568	47.074	Biological Sciences	454,229	-
National Science Foundation	Direct		2228256	47.074	Biological Sciences	30,842	-
National Science Foundation	Direct		2228389	47.074	Biological Sciences	13,177	-
National Science Foundation	Direct		2230919	47.074	Biological Sciences	63,846	-
National Science Foundation	Direct		2236747	47.074	Biological Sciences	269,288	-
National Science Foundation	Direct		2243919	47.074	Biological Sciences	148,659	-
National Science Foundation	Direct		2244711	47.074	Biological Sciences	66,006	-
National Science Foundation	Direct		2247196	47.074	Biological Sciences	150,194	-
National Science Foundation	Direct		2301659	47.074	Biological Sciences	97,280	-
National Science Foundation	Direct		2306198	47.074	Biological Sciences	98,080	-
National Science Foundation	Direct		2306200	47.074	Biological Sciences	(2,893)	-
National Science Foundation	Direct		2324977	47.074	Biological Sciences	11,750	-
National Science Foundation	Direct		2325835	47.074	Biological Sciences	63,910	-
National Science Foundation	Direct		2333684	47.074	Biological Sciences	44,554	-
National Science Foundation	Direct		2338395	47.074	Biological Sciences	32,195	-
National Science Foundation	Direct		2338912	47.074	Biological Sciences	142,931	-
National Science Foundation	Direct		2339026	47.074	Biological Sciences	193,664	-
National Science Foundation	Direct		2340659	47.074	Biological Sciences	203,392	-
National Science Foundation	Direct		2341834	47.074	Biological Sciences	94,746	-
National Science Foundation	Direct		2402404	47.074	Biological Sciences	237,484	-
National Science Foundation	Direct		2403583	47.074	Biological Sciences	149,557	-
National Science Foundation	Direct		2403677	47.074	Biological Sciences	372,822	-
National Science Foundation	Direct		2403882	47.074	Biological Sciences	26,211	5,681
National Science Foundation	Direct		2407335	47.074	Biological Sciences	28,866	-
National Science Foundation	Direct		2421016	47.074	Biological Sciences	39,412	8,900
National Science Foundation	Direct		2422990	47.074	Biological Sciences	122,236	-
National Science Foundation	Direct		2423995	47.074	Biological Sciences	121,934	74,436
National Science Foundation	Direct		2425568	47.074	Biological Sciences	106,254	-
National Science Foundation	Direct		2426415	47.074	Biological Sciences	447,761	-
National Science Foundation	Direct		2431089	47.074	Biological Sciences	47,622	33,903
National Science Foundation	Pass-Through	Brandeis University	GR404489_UMich	47.074	Biological Sciences	(20,622)	-
National Science Foundation	Pass-Through	California State University - Long Beach	SG268422100UMICHIGAN	47.074	Biological Sciences	16,630	-
National Science Foundation	Pass-Through	Illinois Institute of Technology	A24-0039-S001	47.074	Biological Sciences	14,048	-

**University of Michigan  
Schedule of Expenditures of Federal Awards  
For the Year Ended June 30, 2025**

Cluster Title/Federal Grantor/Program	Type	Pass-Through Grantor	Award Identifier	Assistance Listing		Federal Expenditures	Passed-Through to Subrecipients
				Number	Assistance Listing Program Title		
National Science Foundation	Pass-Through	Iowa State University of Science and Technology (aka Iowa State University)	024395B	47.074	Biological Sciences	36,109	-
National Science Foundation	Pass-Through	Johns Hopkins University	2005814635	47.074	Biological Sciences	56,176	-
National Science Foundation	Pass-Through	Louisiana State University	PO-0000113456	47.074	Biological Sciences	(1,025)	-
National Science Foundation	Pass-Through	Ohio State University Foundation	SPC-100012611/GR133917	47.074	Biological Sciences	(182)	-
National Science Foundation	Pass-Through	Stanford University	63078812-144670	47.074	Biological Sciences	556	-
National Science Foundation	Pass-Through	Texas A & M University	M2400938	47.074	Biological Sciences	134,655	-
National Science Foundation	Pass-Through	Texas Tech University	21P682-01	47.074	Biological Sciences	(18)	-
National Science Foundation	Pass-Through	The Curators of the University of Missouri Special Trust dba University of Missouri	C00086543-2	47.074	Biological Sciences	19,214	-
National Science Foundation	Pass-Through	The Trustees of Columbia University In The City of New York dba Columbia University	2(GG019411-01)	47.074	Biological Sciences	415,078	-
National Science Foundation	Pass-Through	University of California, Davis	A25-0139-S008	47.074	Biological Sciences	116,354	-
National Science Foundation	Pass-Through	University of Georgia	SUB00003013	47.074	Biological Sciences	35,794	-
National Science Foundation	Pass-Through	University of Illinois-Urbana-Champaign	101043-18014	47.074	Biological Sciences	6,660	-
National Science Foundation	Pass-Through	University of Massachusetts Lowell	LK1102, S50250000060151	47.074	Biological Sciences	25,743	-
National Science Foundation	Pass-Through	University of Vermont	AWD00001460SUB00000491	47.074	Biological Sciences	8,144	-
National Science Foundation	Pass-Through	Villanova University	525934Michigan	47.074	Biological Sciences	12,291	-
National Science Foundation	Pass-Through	Virginia Polytechnic Institute and State University dba Virginia Tech	481431-19337	47.074	Biological Sciences	133,590	-
						<b>\$ 10,857,928</b>	<b>\$ 351,327</b>
National Science Foundation	Direct		1552429	47.075	Social, Behavioral, and Economic Sciences	135,572	-
National Science Foundation	Direct		1831347	47.075	Social, Behavioral, and Economic Sciences	47,959	-
National Science Foundation	Direct		1846747	47.075	Social, Behavioral, and Economic Sciences	49,510	-
National Science Foundation	Direct		1850328	47.075	Social, Behavioral, and Economic Sciences	51,707	-
National Science Foundation	Direct		1917663	47.075	Social, Behavioral, and Economic Sciences	621	-
National Science Foundation	Direct		1917727	47.075	Social, Behavioral, and Economic Sciences	75,102	-
National Science Foundation	Direct		1919360	47.075	Social, Behavioral, and Economic Sciences	279	-
National Science Foundation	Direct		1925563	47.075	Social, Behavioral, and Economic Sciences	59,849	-
National Science Foundation	Direct		1926576	47.075	Social, Behavioral, and Economic Sciences	91,794	(1,241)
National Science Foundation	Direct		1926653	47.075	Social, Behavioral, and Economic Sciences	(1,930)	-
National Science Foundation	Direct		1941828	47.075	Social, Behavioral, and Economic Sciences	6,874	-
National Science Foundation	Direct		1946932	47.075	Social, Behavioral, and Economic Sciences	8,588,518	9,469
National Science Foundation	Direct		1948310	47.075	Social, Behavioral, and Economic Sciences	46,149	5,386
National Science Foundation	Direct		2017068	47.075	Social, Behavioral, and Economic Sciences	9,312	-
National Science Foundation	Direct		2018523	47.075	Social, Behavioral, and Economic Sciences	5,176	-
National Science Foundation	Direct		2023639	47.075	Social, Behavioral, and Economic Sciences	362,597	148,655
National Science Foundation	Direct		2027610	47.075	Social, Behavioral, and Economic Sciences	29,219	-
National Science Foundation	Direct		2042875	47.075	Social, Behavioral, and Economic Sciences	2,256,126	-
National Science Foundation	Direct		2050471	47.075	Social, Behavioral, and Economic Sciences	24,399	-
National Science Foundation	Direct		2121723	47.075	Social, Behavioral, and Economic Sciences	12,596	-
National Science Foundation	Direct		2121789	47.075	Social, Behavioral, and Economic Sciences	6,236	-
National Science Foundation	Direct		2126934	47.075	Social, Behavioral, and Economic Sciences	15,384	15,384
National Science Foundation	Direct		2128623	47.075	Social, Behavioral, and Economic Sciences	427,400	-
National Science Foundation	Direct		2134796	47.075	Social, Behavioral, and Economic Sciences	149,301	-
National Science Foundation	Direct		2209438	47.075	Social, Behavioral, and Economic Sciences	8,763,326	732,934
National Science Foundation	Direct		2209507	47.075	Social, Behavioral, and Economic Sciences	9,858	-
National Science Foundation	Direct		2214278	47.075	Social, Behavioral, and Economic Sciences	255,456	-
National Science Foundation	Direct		2217691	47.075	Social, Behavioral, and Economic Sciences	10,971	-
National Science Foundation	Direct		2227794	47.075	Social, Behavioral, and Economic Sciences	(9,504)	-
National Science Foundation	Direct		2228486	47.075	Social, Behavioral, and Economic Sciences	54,387	-
National Science Foundation	Direct		2234097	47.075	Social, Behavioral, and Economic Sciences	38,722	-
National Science Foundation	Direct		2234889	47.075	Social, Behavioral, and Economic Sciences	36,955	-
National Science Foundation	Direct		2236061	47.075	Social, Behavioral, and Economic Sciences	2,817	-
National Science Foundation	Direct		2238151	47.075	Social, Behavioral, and Economic Sciences	257,304	-
National Science Foundation	Direct		2240343	47.075	Social, Behavioral, and Economic Sciences	4,535	-
National Science Foundation	Direct		2241946	47.075	Social, Behavioral, and Economic Sciences	2,523	-
National Science Foundation	Direct		2241963	47.075	Social, Behavioral, and Economic Sciences	81,280	-
National Science Foundation	Direct		2242453	47.075	Social, Behavioral, and Economic Sciences	122,554	29,210
National Science Foundation	Direct		2242538	47.075	Social, Behavioral, and Economic Sciences	215,970	90,518
National Science Foundation	Direct		2309278	47.075	Social, Behavioral, and Economic Sciences	49,126	-
National Science Foundation	Direct		2313219	47.075	Social, Behavioral, and Economic Sciences	3,024	-
National Science Foundation	Direct		2314710	47.075	Social, Behavioral, and Economic Sciences	152,973	-
National Science Foundation	Direct		2314718	47.075	Social, Behavioral, and Economic Sciences	4,096	-
National Science Foundation	Direct		2314721	47.075	Social, Behavioral, and Economic Sciences	10,474	-
National Science Foundation	Direct		2314725	47.075	Social, Behavioral, and Economic Sciences	13,806	-
National Science Foundation	Direct		2314730	47.075	Social, Behavioral, and Economic Sciences	19,678	-
National Science Foundation	Direct		2315856	47.075	Social, Behavioral, and Economic Sciences	119,456	-
National Science Foundation	Direct		2318170	47.075	Social, Behavioral, and Economic Sciences	97,144	-
National Science Foundation	Direct		2321462	47.075	Social, Behavioral, and Economic Sciences	5,336	-
National Science Foundation	Direct		2326691	47.075	Social, Behavioral, and Economic Sciences	22,918	-
National Science Foundation	Direct		2331175	47.075	Social, Behavioral, and Economic Sciences	369,800	-
National Science Foundation	Direct		2335912	47.075	Social, Behavioral, and Economic Sciences	24,568	-
National Science Foundation	Direct		2336050	47.075	Social, Behavioral, and Economic Sciences	267,432	-
National Science Foundation	Direct		2337615	47.075	Social, Behavioral, and Economic Sciences	100,400	-
National Science Foundation	Direct		2341172	47.075	Social, Behavioral, and Economic Sciences	14,098	-
National Science Foundation	Direct		2341173	47.075	Social, Behavioral, and Economic Sciences	3,834	-
National Science Foundation	Direct		2341354	47.075	Social, Behavioral, and Economic Sciences	16,260	-
National Science Foundation	Direct		2341358	47.075	Social, Behavioral, and Economic Sciences	184,835	-
National Science Foundation	Direct		2342319	47.075	Social, Behavioral, and Economic Sciences	99,665	-
National Science Foundation	Direct		2343542	47.075	Social, Behavioral, and Economic Sciences	12,466	-
National Science Foundation	Direct		2343810	47.075	Social, Behavioral, and Economic Sciences	41,424	-

**University of Michigan**  
**Schedule of Expenditures of Federal Awards**  
**For the Year Ended June 30, 2025**

Cluster Title/Federal Grantor/Program	Type	Pass-Through Grantor	Award Identifier	Assistance Listing		Federal Expenditures	Passed-Through to Subrecipients
				Number	Assistance Listing Program Title		
National Science Foundation	Direct		2344816	47.075	Social, Behavioral, and Economic Sciences	4,785	-
National Science Foundation	Direct		2415841	47.075	Social, Behavioral, and Economic Sciences	315,471	-
National Science Foundation	Direct		2416316	47.075	Social, Behavioral, and Economic Sciences	123,755	-
National Science Foundation	Direct		2416484	47.075	Social, Behavioral, and Economic Sciences	137,569	-
National Science Foundation	Direct		2416496	47.075	Social, Behavioral, and Economic Sciences	7,226	-
National Science Foundation	Direct		2420185	47.075	Social, Behavioral, and Economic Sciences	38,388	-
National Science Foundation	Direct		2422691	47.075	Social, Behavioral, and Economic Sciences	85,087	-
National Science Foundation	Direct		2425016	47.075	Social, Behavioral, and Economic Sciences	66,119	-
National Science Foundation	Direct		2426204	47.075	Social, Behavioral, and Economic Sciences	49,454	-
National Science Foundation	Direct		2430847	47.075	Social, Behavioral, and Economic Sciences	11,552	-
National Science Foundation	Direct		2430850	47.075	Social, Behavioral, and Economic Sciences	3,083,130	-
National Science Foundation	Direct		2444246	47.075	Social, Behavioral, and Economic Sciences	2,293	-
National Science Foundation	Direct		2448814	47.075	Social, Behavioral, and Economic Sciences	10,345	-
National Science Foundation	Direct		2523536	47.075	Social, Behavioral, and Economic Sciences	75,296	51,786
National Science Foundation	Pass-Through	Cornell University	162497-22786	47.075	Social, Behavioral, and Economic Sciences	97,902	-
National Science Foundation	Pass-Through	Duke University	333-000057	47.075	Social, Behavioral, and Economic Sciences	5,300	-
National Science Foundation	Pass-Through	George Mason University	E2056731	47.075	Social, Behavioral, and Economic Sciences	17,402	-
National Science Foundation	Pass-Through	The American Political Science Association	Research Agreement	47.075	Social, Behavioral, and Economic Sciences	(760)	-
National Science Foundation	Pass-Through	The Ohio State University	SPC-1000004509 GR121351	47.075	Social, Behavioral, and Economic Sciences	24,928	-
National Science Foundation	Pass-Through	The Ohio State University	SPC-1000007424   GR128720	47.075	Social, Behavioral, and Economic Sciences	60,486	-
National Science Foundation	Pass-Through	The Pennsylvania State University (Penn State)	S004469-NSF	47.075	Social, Behavioral, and Economic Sciences	9,315	-
National Science Foundation	Pass-Through	The Trustees of Princeton University dba Princeton University	SUB0000861	47.075	Social, Behavioral, and Economic Sciences	77,335	-
National Science Foundation	Pass-Through	University of Alabama	A22-0327-5001	47.075	Social, Behavioral, and Economic Sciences	33,047	-
National Science Foundation	Pass-Through	University of Florida	SUB00004599	47.075	Social, Behavioral, and Economic Sciences	19,070	-
National Science Foundation	Pass-Through	University of Nebraska-Lincoln	CW21721	47.075	Social, Behavioral, and Economic Sciences	5,568	-
National Science Foundation	Pass-Through	University of Wisconsin	AAG9329	47.075	Social, Behavioral, and Economic Sciences	4,103	-
National Science Foundation	Pass-Through	Vanderbilt University	OSA00000506	47.075	Social, Behavioral, and Economic Sciences	4,550	-
						<b>\$ 28,298,433</b>	<b>\$ 1,082,101</b>
National Science Foundation	Direct		1725837	47.076	STEM Education (formerly Education and Human Resources)	\$ 30,798	\$ -
National Science Foundation	Direct		1760788	47.076	STEM Education (formerly Education and Human Resources)	52,579	-
National Science Foundation	Direct		1761129	47.076	STEM Education (formerly Education and Human Resources)	3,186	-
National Science Foundation	Direct		1821574	47.076	STEM Education (formerly Education and Human Resources)	(22,536)	-
National Science Foundation	Direct		1845841	47.076	STEM Education (formerly Education and Human Resources)	111,721	-
National Science Foundation	Direct		1915345	47.076	STEM Education (formerly Education and Human Resources)	423,283	9,601
National Science Foundation	Direct		1915515	47.076	STEM Education (formerly Education and Human Resources)	(7,530)	-
National Science Foundation	Direct		1937509	47.076	STEM Education (formerly Education and Human Resources)	113,952	-
National Science Foundation	Direct		1942274	47.076	STEM Education (formerly Education and Human Resources)	144,376	-
National Science Foundation	Direct		1954981	47.076	STEM Education (formerly Education and Human Resources)	257,886	-
National Science Foundation	Direct		2000189	47.076	STEM Education (formerly Education and Human Resources)	355,955	4,890
National Science Foundation	Direct		2000518	47.076	STEM Education (formerly Education and Human Resources)	112,435	-
National Science Foundation	Direct		2000579	47.076	STEM Education (formerly Education and Human Resources)	27,984	-
National Science Foundation	Direct		2000580	47.076	STEM Education (formerly Education and Human Resources)	12,052	-
National Science Foundation	Direct		2000602	47.076	STEM Education (formerly Education and Human Resources)	265,887	-
National Science Foundation	Direct		2000730	47.076	STEM Education (formerly Education and Human Resources)	135,705	39,814
National Science Foundation	Direct		2013316	47.076	STEM Education (formerly Education and Human Resources)	112,244	69,033
National Science Foundation	Direct		2013410	47.076	STEM Education (formerly Education and Human Resources)	271,719	32,019
National Science Foundation	Direct		2014200	47.076	STEM Education (formerly Education and Human Resources)	115,199	-
National Science Foundation	Direct		2030919	47.076	STEM Education (formerly Education and Human Resources)	38,195	24,323
National Science Foundation	Direct		2039445	47.076	STEM Education (formerly Education and Human Resources)	56,546	-
National Science Foundation	Direct		2043207	47.076	STEM Education (formerly Education and Human Resources)	37,231	-
National Science Foundation	Direct		2043430	47.076	STEM Education (formerly Education and Human Resources)	59,614	25,200
National Science Foundation	Direct		2045505	47.076	STEM Education (formerly Education and Human Resources)	126,211	-
National Science Foundation	Direct		2045568	47.076	STEM Education (formerly Education and Human Resources)	146,257	-
National Science Foundation	Direct		2054823	47.076	STEM Education (formerly Education and Human Resources)	365,227	-
National Science Foundation	Direct		2055164	47.076	STEM Education (formerly Education and Human Resources)	208,790	-
National Science Foundation	Direct		2055166	47.076	STEM Education (formerly Education and Human Resources)	(10,318)	-
National Science Foundation	Direct		2055375	47.076	STEM Education (formerly Education and Human Resources)	117,272	-
National Science Foundation	Direct		2109942	47.076	STEM Education (formerly Education and Human Resources)	481,878	262,280
National Science Foundation	Direct		2110824	47.076	STEM Education (formerly Education and Human Resources)	6,062	-
National Science Foundation	Direct		2114840	47.076	STEM Education (formerly Education and Human Resources)	35,892	-
National Science Foundation	Direct		2120252	47.076	STEM Education (formerly Education and Human Resources)	49,370	-
National Science Foundation	Direct		2120929	47.076	STEM Education (formerly Education and Human Resources)	63,166	-
National Science Foundation	Direct		2121123	47.076	STEM Education (formerly Education and Human Resources)	57,115	-
National Science Foundation	Direct		2130058	47.076	STEM Education (formerly Education and Human Resources)	320,864	-
National Science Foundation	Direct		2133996	47.076	STEM Education (formerly Education and Human Resources)	68,965	-
National Science Foundation	Direct		2141819	47.076	STEM Education (formerly Education and Human Resources)	60,974	-
National Science Foundation	Direct		2143028	47.076	STEM Education (formerly Education and Human Resources)	163,900	-
National Science Foundation	Direct		2148561	47.076	STEM Education (formerly Education and Human Resources)	5,261	-
National Science Foundation	Direct		2150727	47.076	STEM Education (formerly Education and Human Resources)	6,939	-
National Science Foundation	Direct		2201083	47.076	STEM Education (formerly Education and Human Resources)	343,984	81,695
National Science Foundation	Direct		2201087	47.076	STEM Education (formerly Education and Human Resources)	716,600	-
National Science Foundation	Direct		2201466	47.076	STEM Education (formerly Education and Human Resources)	100,659	-
National Science Foundation	Direct		2214594	47.076	STEM Education (formerly Education and Human Resources)	23,628	-
National Science Foundation	Direct		2215398	47.076	STEM Education (formerly Education and Human Resources)	28,842	10,160
National Science Foundation	Direct		2221516	47.076	STEM Education (formerly Education and Human Resources)	377,879	-
National Science Foundation	Direct		2225209	47.076	STEM Education (formerly Education and Human Resources)	61,152	-
National Science Foundation	Direct		2233155	47.076	STEM Education (formerly Education and Human Resources)	105,709	-
National Science Foundation	Direct		2236148	47.076	STEM Education (formerly Education and Human Resources)	134,015	-

**University of Michigan  
Schedule of Expenditures of Federal Awards  
For the Year Ended June 30, 2025**

Cluster Title/Federal Grantor/Program	Type	Pass-Through Grantor	Award Identifier	Assistance Listing		Federal Expenditures	Passed-Through to Subrecipients
				Number	Assistance Listing Program Title		
National Science Foundation	Direct		2241144	47.076	STEM Education (formerly Education and Human Resources)	9,305,942	-
National Science Foundation	Direct		2246607	47.076	STEM Education (formerly Education and Human Resources)	180,399	-
National Science Foundation	Direct		2300166	47.076	STEM Education (formerly Education and Human Resources)	207,443	-
National Science Foundation	Direct		2300709	47.076	STEM Education (formerly Education and Human Resources)	412,453	-
National Science Foundation	Direct		2333393	47.076	STEM Education (formerly Education and Human Resources)	83,277	-
National Science Foundation	Direct		2334767	47.076	STEM Education (formerly Education and Human Resources)	262,905	30,314
National Science Foundation	Direct		2335975	47.076	STEM Education (formerly Education and Human Resources)	134,617	-
National Science Foundation	Direct		2336267	47.076	STEM Education (formerly Education and Human Resources)	53,785	-
National Science Foundation	Direct		2336755	47.076	STEM Education (formerly Education and Human Resources)	162,992	-
National Science Foundation	Direct		2337152	47.076	STEM Education (formerly Education and Human Resources)	108,132	-
National Science Foundation	Direct		2400386	47.076	STEM Education (formerly Education and Human Resources)	85,515	-
National Science Foundation	Direct		2400421	47.076	STEM Education (formerly Education and Human Resources)	34,175	-
National Science Foundation	Direct		2400608	47.076	STEM Education (formerly Education and Human Resources)	28,154	-
National Science Foundation	Direct		2404536	47.076	STEM Education (formerly Education and Human Resources)	16,924	-
National Science Foundation	Direct		2409522	47.076	STEM Education (formerly Education and Human Resources)	41,769	-
National Science Foundation	Direct		2412719	47.076	STEM Education (formerly Education and Human Resources)	63,955	-
National Science Foundation	Direct		2415883	47.076	STEM Education (formerly Education and Human Resources)	66,092	-
National Science Foundation	Direct		2416080	47.076	STEM Education (formerly Education and Human Resources)	20,312	-
National Science Foundation	Direct		2417471	47.076	STEM Education (formerly Education and Human Resources)	17,542	-
National Science Foundation	Pass-Through	American Educational Research Association	AERA Grants Program Letter	47.076	STEM Education (formerly Education and Human Resources)	2,221	-
National Science Foundation	Pass-Through	Boston University	4500003920	47.076	STEM Education (formerly Education and Human Resources)	276,916	-
National Science Foundation	Pass-Through	Council of Graduate Schools (CGS)	Subaward Agreement	47.076	STEM Education (formerly Education and Human Resources)	14,902	-
National Science Foundation	Pass-Through	Massachusetts Institute of Technology	s5764	47.076	STEM Education (formerly Education and Human Resources)	114,908	-
National Science Foundation	Pass-Through	Michigan State University (MSU)	RC114110UM	47.076	STEM Education (formerly Education and Human Resources)	27,953	-
National Science Foundation	Pass-Through	Michigan State University (MSU)	RC114363UM	47.076	STEM Education (formerly Education and Human Resources)	78,634	-
National Science Foundation	Pass-Through	The Curators of the University of Missouri Special Trust dba University of Missouri	C00070026-1	47.076	STEM Education (formerly Education and Human Resources)	20,486	-
National Science Foundation	Pass-Through	University at Buffalo	R1322470	47.076	STEM Education (formerly Education and Human Resources)	88,245	-
National Science Foundation	Pass-Through	University of California - Irvine	2022-1688	47.076	STEM Education (formerly Education and Human Resources)	9,078	-
National Science Foundation	Pass-Through	University of Connecticut	163951371	47.076	STEM Education (formerly Education and Human Resources)	28,894	-
National Science Foundation	Pass-Through	University of Illinois-Urbana-Champaign	113288-19551	47.076	STEM Education (formerly Education and Human Resources)	34,885	-
National Science Foundation	Pass-Through	University of North Carolina at Greensboro	A22-0028-S001-A01	47.076	STEM Education (formerly Education and Human Resources)	211,021	-
National Science Foundation	Pass-Through	University of Virginia	GR100634.SUB00000246	47.076	STEM Education (formerly Education and Human Resources)	312,406	-
						<b>\$ 19,381,706</b>	<b>\$ 589,329</b>
National Science Foundation	Direct		1936769	47.078	Polar Programs	72,454	-
National Science Foundation	Direct		1953960	47.078	Polar Programs	17,919	-
National Science Foundation	Direct		2000493	47.078	Polar Programs	61,719	-
National Science Foundation	Direct		2040377	47.078	Polar Programs	41,665	-
National Science Foundation	Direct		2055455	47.078	Polar Programs	225,239	-
National Science Foundation	Direct		2228992	47.078	Polar Programs	(25)	-
National Science Foundation	Direct		2303345	47.078	Polar Programs	46,234	-
National Science Foundation	Pass-Through	University of Wisconsin	0000002547	47.078	Polar Programs	118,999	-
						<b>\$ 584,204</b>	<b>\$ -</b>
National Science Foundation	Direct		2122228	47.079	Office of International Science and Engineering	15,657	-
National Science Foundation	Direct		2330317	47.079	Office of International Science and Engineering	772,873	301,961
National Science Foundation	Direct		2420175	47.079	Office of International Science and Engineering	11,900	-
National Science Foundation	Direct		2426552	47.079	Office of International Science and Engineering	5,174	-
National Science Foundation	Pass-Through	Smithsonian Institution	21-SUBC-440-0000452390	47.079	Office of International Science and Engineering	126,236	-
National Science Foundation	Pass-Through	The Ohio State University	SPC-1000007196   GR128218	47.079	Office of International Science and Engineering	551	-
National Science Foundation	Pass-Through	The University of Kansas Medical Center (KUMC)	FY2025-021	47.079	Office of International Science and Engineering	7,081	-
National Science Foundation	Pass-Through	University of Kansas	FY2022-015	47.079	Office of International Science and Engineering	12,072	-
National Science Foundation	Pass-Through	University of North Carolina at Chapel Hill	5113293	47.079	Office of International Science and Engineering	70,978	-
						<b>\$ 1,022,522</b>	<b>\$ 301,961</b>
National Science Foundation	Direct		1545858	47.083	Integrative Activities	24,232	-
National Science Foundation	Direct		2020010	47.083	Integrative Activities	42,450	-
National Science Foundation	Direct		2243104	47.083	Integrative Activities	5,892,534	1,661,624
National Science Foundation	Direct		2426365	47.083	Integrative Activities	26,721	15,099
National Science Foundation	Direct		2428194	47.083	Integrative Activities	24,435	-
National Science Foundation	Direct		2428508	47.083	Integrative Activities	50,448	-
National Science Foundation	Direct		2431978	47.083	Integrative Activities	127,741	-
National Science Foundation	Pass-Through	The Ohio State University	GR125364/SPC-1000005874	47.083	Integrative Activities	3,167	-
National Science Foundation	Pass-Through	University of Illinois-Urbana-Champaign	112354-19394	47.083	Integrative Activities	51,097	-
National Science Foundation	Pass-Through	University of Maryland Eastern Shore (UMES)	RUM2022XIA	47.083	Integrative Activities	23,655	-
National Science Foundation	Pass-Through	University of Massachusetts Boston	017819-9130	47.083	Integrative Activities	26,487	-
National Science Foundation	Pass-Through	University of Rochester	SUB00000782/GR534297	47.083	Integrative Activities	58,501	-
National Science Foundation	Pass-Through	University of Washington	UWSC16283	47.083	Integrative Activities	132,579	-
						<b>\$ 6,484,047</b>	<b>\$ 1,676,723</b>
National Science Foundation	Direct		2213684	47.084	NSF Technology, Innovation, and Partnerships	160,558	-
National Science Foundation	Direct		2213845	47.084	NSF Technology, Innovation, and Partnerships	(80,965)	-
National Science Foundation	Direct		2223439	47.084	NSF Technology, Innovation, and Partnerships	4,414	-
National Science Foundation	Direct		2226232	47.084	NSF Technology, Innovation, and Partnerships	18,237	1,905
National Science Foundation	Direct		2228909	47.084	NSF Technology, Innovation, and Partnerships	(1,213)	-
National Science Foundation	Direct		2229418	47.084	NSF Technology, Innovation, and Partnerships	(2,614)	-
National Science Foundation	Direct		2232252	47.084	NSF Technology, Innovation, and Partnerships	(2,058)	-
National Science Foundation	Direct		2235377	47.084	NSF Technology, Innovation, and Partnerships	390,047	261,681
National Science Foundation	Direct		2240810	47.084	NSF Technology, Innovation, and Partnerships	2,323	-
National Science Foundation	Direct		2245187	47.084	NSF Technology, Innovation, and Partnerships	(367)	-
National Science Foundation	Direct		2306606	47.084	NSF Technology, Innovation, and Partnerships	10,952	-
National Science Foundation	Direct		2314018	47.084	NSF Technology, Innovation, and Partnerships	116,151	-

**University of Michigan  
Schedule of Expenditures of Federal Awards  
For the Year Ended June 30, 2025**

Cluster Title/Federal Grantor/Program	Type	Pass-Through Grantor	Award Identifier	Assistance Listing		Federal Expenditures	Passed-Through to Subrecipients
				Number	Assistance Listing Program Title		
National Science Foundation	Direct		2317368	47.084	NSF Technology, Innovation, and Partnerships	27,990	-
National Science Foundation	Direct		2321661	47.084	NSF Technology, Innovation, and Partnerships	97,591	-
National Science Foundation	Direct		2321681	47.084	NSF Technology, Innovation, and Partnerships	134,301	34,663
National Science Foundation	Direct		2325764	47.084	NSF Technology, Innovation, and Partnerships	1,154	-
National Science Foundation	Direct		2330310	47.084	NSF Technology, Innovation, and Partnerships	1,250,710	773,893
National Science Foundation	Direct		2332571	47.084	NSF Technology, Innovation, and Partnerships	820,327	-
National Science Foundation	Direct		2344230	47.084	NSF Technology, Innovation, and Partnerships	488,535	175,448
National Science Foundation	Direct		2344828	47.084	NSF Technology, Innovation, and Partnerships	20,709	-
National Science Foundation	Direct		2345575	47.084	NSF Technology, Innovation, and Partnerships	295,716	76,871
National Science Foundation	Direct		2346117	47.084	NSF Technology, Innovation, and Partnerships	371,656	-
National Science Foundation	Direct		2346765	47.084	NSF Technology, Innovation, and Partnerships	81,376	-
National Science Foundation	Direct		2409577	47.084	NSF Technology, Innovation, and Partnerships	328,840	-
National Science Foundation	Direct		2414729	47.084	NSF Technology, Innovation, and Partnerships	263,580	-
National Science Foundation	Direct		2419076	47.084	NSF Technology, Innovation, and Partnerships	33,333	-
National Science Foundation	Direct		2423862	47.084	NSF Technology, Innovation, and Partnerships	5,060	-
National Science Foundation	Direct		2426232	47.084	NSF Technology, Innovation, and Partnerships	5,862	-
National Science Foundation	Direct		2427332	47.084	NSF Technology, Innovation, and Partnerships	46,847	-
National Science Foundation	Direct		2513645	47.084	NSF Technology, Innovation, and Partnerships	9,913	-
National Science Foundation	Pass-Through	American University		47.084	Professional Services Agreemen	39,089	-
National Science Foundation	Pass-Through	Current Innovation, NFP		47.084	Letter Contract 2315268	152,299	-
National Science Foundation	Pass-Through	New Growth Innovation Network		47.084	NSF Technology, Innovation, and Partnerships	12,307	-
National Science Foundation	Pass-Through	Purdue Applied Research Institute, LLC (PARI)		47.084	PICA-NextHouse_UM-1	93,296	-
National Science Foundation	Pass-Through	Systems Research & Consulting LLC		47.084	Research Agreement	12,422	-
National Science Foundation	Pass-Through	Texas A & M University		47.084	NSF Technology, Innovation, and Partnerships	12,707	-
National Science Foundation	Pass-Through	University of California - Berkeley		47.084	NSF Technology, Innovation, and Partnerships	119,753	-
						<b>\$ 5,340,838</b>	<b>\$ 1,324,461</b>
National Science Foundation	Direct		2135965	47.RD		(16,887)	-
National Science Foundation	Direct		2246213	47.RD		344,018	-
National Science Foundation	Direct		49100421C0005	47.RD		895,078	-
National Science Foundation	Direct		49100421C0018	47.RD		4,503	-
National Science Foundation	Direct		IPA - Shen, Siquian	47.RD		169,706	-
National Science Foundation	Direct		IPA Agreement - Esquivel	47.RD		209,130	-
National Science Foundation	Direct		IPA Agreement-2518028	47.RD		5,886	-
National Science Foundation	Pass-Through	American Educational Research Association		47.RD	Agreement	76,079	-
National Science Foundation	Pass-Through	Arizona State University		47.RD	ASUB00001465	25,717	-
National Science Foundation	Pass-Through	Computing Research Association (CRA)		47.RD	G-3A-082	103,965	-
National Science Foundation	Pass-Through	Indiana University		47.RD	BL-4843252-UM	3,778	-
National Science Foundation	Pass-Through	iReprogram, Inc.		47.RD	2035827	(306)	-
National Science Foundation	Pass-Through	National Radio Astronomy Observatory		47.RD	Award Letter	7,762	-
National Science Foundation	Pass-Through	Ulendo Technologies Inc.		47.RD	Research Agreement	35,943	-
						<b>\$ 1,864,372</b>	<b>\$ -</b>
					<b>Total National Science Foundation</b>	<b>\$ 160,100,507</b>	<b>\$ 11,903,153</b>
Veterans Affairs, Department of	Direct		36C24119C0060	64.RD		(3,523)	-
Veterans Affairs, Department of	Direct		36C24119C0060	64.RD		(11,098)	-
Veterans Affairs, Department of	Direct		36C24223C0163	64.RD		142,887	-
Veterans Affairs, Department of	Direct		36C24223C0163	64.RD		518,691	-
Veterans Affairs, Department of	Direct		36C24E21C0002	64.RD		23,137	-
Veterans Affairs, Department of	Direct		36C24E21C0002	64.RD		119,674	-
Veterans Affairs, Department of	Direct		36C24E21P0201	64.RD		15,621	-
Veterans Affairs, Department of	Direct		36C25020D0073	64.RD		6,037	-
Veterans Affairs, Department of	Direct		36C25020D0073	64.RD		253	-
Veterans Affairs, Department of	Direct		36C25020D0073	64.RD		35,538	-
Veterans Affairs, Department of	Direct		36C25020D0073	64.RD		29,957	-
Veterans Affairs, Department of	Direct		36C25020D0073	64.RD		4,240	-
Veterans Affairs, Department of	Direct		36C25020D0073	64.RD		783	-
Veterans Affairs, Department of	Direct		36C25020D0073	64.RD		16,480	-
Veterans Affairs, Department of	Direct		36C25020D0073	64.RD		3,652	-
Veterans Affairs, Department of	Direct		36C25021P2085	64.RD		2,377	-
Veterans Affairs, Department of	Direct		36C25022C0086	64.RD		(2,352)	-
Veterans Affairs, Department of	Direct		36C25022C0086	64.RD		3,473	-
Veterans Affairs, Department of	Direct		36C25022D0064	64.RD		6,590	-
Veterans Affairs, Department of	Direct		36C25022P0351	64.RD		105,999	-
Veterans Affairs, Department of	Direct		36C25024N0533	64.RD		34,289	-
Veterans Affairs, Department of	Direct		36C25024N0533	64.RD		12,200	-
Veterans Affairs, Department of	Direct		36C25024N0533	64.RD		1,444	-
Veterans Affairs, Department of	Direct		Chai, Biaoxin	64.RD		50,322	-
Veterans Affairs, Department of	Direct		-Fritsche, Lars IPA	64.RD		(6,249)	-
Veterans Affairs, Department of	Direct		Ha,Jinkyung	64.RD		4,493	-
Veterans Affairs, Department of	Direct		IPA - Akinleye, Olukemi	64.RD		9,067	-
Veterans Affairs, Department of	Direct		IPA - Alyssa Augustiniak	64.RD		8,523	-
Veterans Affairs, Department of	Direct		IPA - Avery, Erich	64.RD		11,597	-
Veterans Affairs, Department of	Direct		IPA - Brin, Carly	64.RD		9,164	-
Veterans Affairs, Department of	Direct		IPA - Charity Hoffman	64.RD		(6,252)	-
Veterans Affairs, Department of	Direct		IPA - Emily Yeagley	64.RD		40,495	-
Veterans Affairs, Department of	Direct		IPA - Erika Ratliff	64.RD		(951)	-
Veterans Affairs, Department of	Direct		IPA - Fen Yu	64.RD		18,298	-
Veterans Affairs, Department of	Direct		IPA - Grushko, Olga	64.RD		19,557	-

**University of Michigan**  
**Schedule of Expenditures of Federal Awards**  
**For the Year Ended June 30, 2025**

Cluster Title/Federal Grantor/Program	Type	Pass-Through Grantor	Award Identifier	Assistance Listing Number	Assistance Listing Program Title	Federal Expenditures	Passed-Through to Subrecipients
Veterans Affairs, Department of	Direct		IPA - Hoffman, Charity	64.RD		83,416	-
Veterans Affairs, Department of	Direct		IPA - Hoffman, Geoffrey	64.RD		18,328	-
Veterans Affairs, Department of	Direct		IPA - Hoffman, Gregory	64.RD		12,956	-
Veterans Affairs, Department of	Direct		IPA - Lan Zhang	64.RD		8,867	-
Veterans Affairs, Department of	Direct		IPA - Laura Stehur	64.RD		22,246	-
Veterans Affairs, Department of	Direct		IPA - Michael Cherney	64.RD		24,857	-
Veterans Affairs, Department of	Direct		IPA - Michael Cherney	64.RD		54,293	-
Veterans Affairs, Department of	Direct		IPA - Petroff, Lisa	64.RD		8,767	-
Veterans Affairs, Department of	Direct		IPA - Sarah Yon	64.RD		7,368	-
Veterans Affairs, Department of	Direct		IPA - Smith, Joanna	64.RD		10,630	-
Veterans Affairs, Department of	Direct		IPA - Smith, Joanna	64.RD		11,018	-
Veterans Affairs, Department of	Direct		IPA - Wallner, Lauren	64.RD		5,060	-
Veterans Affairs, Department of	Direct		IPA - Yeagley, Emily	64.RD		47,743	-
Veterans Affairs, Department of	Direct		IPA - Zhang, Lan	64.RD		5,165	-
Veterans Affairs, Department of	Direct		IPA - Zhu, Ji	64.RD		56,053	-
Veterans Affairs, Department of	Direct		IPA Agreement - Putnam, Andrew	64.RD		15,450	-
Veterans Affairs, Department of	Direct		IPA Agreement - Putnam, Andrew	64.RD		9,857	-
Veterans Affairs, Department of	Direct		IPA agreement Kernodle, Stace	64.RD		50,334	-
Veterans Affairs, Department of	Direct		IPA Agreement Olga Grushko -	64.RD		14,513	-
Veterans Affairs, Department of	Direct		IPA Agreement Puthiya Veettil	64.RD		9,611	-
Veterans Affairs, Department of	Direct		IPA Ameling, Jessica	64.RD		6,553	-
Veterans Affairs, Department of	Direct		IPA Anderson, Marie	64.RD		10,486	-
Veterans Affairs, Department of	Direct		IPA Anderson, Marie	64.RD		32,702	-
Veterans Affairs, Department of	Direct		IPA -Augustiniak, Alyssa	64.RD		4,109	-
Veterans Affairs, Department of	Direct		IPA Bauer,David	64.RD		13,254	-
Veterans Affairs, Department of	Direct		IPA Beyer, Lisa	64.RD		19,771	-
Veterans Affairs, Department of	Direct		IPA Cartee, Naw May Pearl	64.RD		5,523	-
Veterans Affairs, Department of	Direct		IPA Chen, Jenny	64.RD		8,388	-
Veterans Affairs, Department of	Direct		IPA Cohn, Amy	64.RD		12,117	-
Veterans Affairs, Department of	Direct		IPA Dolan, David	64.RD		3,384	-
Veterans Affairs, Department of	Direct		IPA Dolan, David	64.RD		10,151	-
Veterans Affairs, Department of	Direct		IPA Dorsch, Michael	64.RD		1,330	-
Veterans Affairs, Department of	Direct		IPA Fattahi, Fatima	64.RD		27,519	-
Veterans Affairs, Department of	Direct		IPA for Catherine Martin	64.RD		62,034	-
Veterans Affairs, Department of	Direct		IPA Goldstick, Jason	64.RD		(1,831)	-
Veterans Affairs, Department of	Direct		IPA Helminski, Danielle	64.RD		7,245	-
Veterans Affairs, Department of	Direct		IPA JIE Zhu	64.RD		65,635	-
Veterans Affairs, Department of	Direct		IPA Kabara, Lisa	64.RD		24,782	-
Veterans Affairs, Department of	Direct		IPA Kabara, Lisa	64.RD		44,206	-
Veterans Affairs, Department of	Direct		IPA Kanicki, Ariane	64.RD		82,641	-
Veterans Affairs, Department of	Direct		IPA Kim, Myra	64.RD		79,465	-
Veterans Affairs, Department of	Direct		IPA Krans, Amy	64.RD		12,444	-
Veterans Affairs, Department of	Direct		IPA Li, Jie	64.RD		16,882	-
Veterans Affairs, Department of	Direct		IPA- Li, Jie	64.RD		51,353	-
Veterans Affairs, Department of	Direct		IPA Liu, Jianhua	64.RD		58,586	-
Veterans Affairs, Department of	Direct		IPA Liu, Liqian	64.RD		15,286	-
Veterans Affairs, Department of	Direct		IPA Liu, Liqian	64.RD		60,140	-
Veterans Affairs, Department of	Direct		IPA Liu, Liqian	64.RD		10,612	-
Veterans Affairs, Department of	Direct		IPA MacLeod, Colin	64.RD		63,171	-
Veterans Affairs, Department of	Direct		IPA Maly, Marianna	64.RD		55,338	-
Veterans Affairs, Department of	Direct		IPA Manikis Maly, Marianna	64.RD		2,310	-
Veterans Affairs, Department of	Direct		IPA- Manojovich, Milisa	64.RD		3,416	-
Veterans Affairs, Department of	Direct		IPA Martin, Catherine	64.RD		13,045	-
Veterans Affairs, Department of	Direct		IPA Miya Shaw FY 23	64.RD		772	-
Veterans Affairs, Department of	Direct		IPA Neggie, Patrick	64.RD		6,686	-
Veterans Affairs, Department of	Direct		IPA Newman, Sean	64.RD		8,002	-
Veterans Affairs, Department of	Direct		IPA- Pasiak, Sara	64.RD		11,917	-
Veterans Affairs, Department of	Direct		IPA Prieskorn, Diane	64.RD		1,483	-
Veterans Affairs, Department of	Direct		IPA Prieskorn, Diane	64.RD		19,334	-
Veterans Affairs, Department of	Direct		IPA Prieskorn, Diane	64.RD		37,070	-
Veterans Affairs, Department of	Direct		IPA Puthiya Veettil, Dilna Dam	64.RD		12,903	-
Veterans Affairs, Department of	Direct		IPA Quinn, Martha	64.RD		16,560	-
Veterans Affairs, Department of	Direct		IPA Quinn, Martha	64.RD		41,724	-
Veterans Affairs, Department of	Direct		IPA Raphael, Yehoash	64.RD		23,900	-
Veterans Affairs, Department of	Direct		IPA S. Waddy 506-24-2-1404-017	64.RD		1,994	-
Veterans Affairs, Department of	Direct		IPA Shaneta Waddy	64.RD		27,980	-
Veterans Affairs, Department of	Direct		IPA Singh, Anand	64.RD		24,486	-
Veterans Affairs, Department of	Direct		IPA Smith 2023-2024	64.RD		(597)	-
Veterans Affairs, Department of	Direct		IPA Smith, Shawna	64.RD		9,774	-
Veterans Affairs, Department of	Direct		IPA Susan Murphy	64.RD		24,692	-
Veterans Affairs, Department of	Direct		IPA Suson, Jack	64.RD		7,104	-
Veterans Affairs, Department of	Direct		IPA Swiderski,Donald	64.RD		18,559	-
Veterans Affairs, Department of	Direct		IPA Vallance, Laura	64.RD		21,094	-
Veterans Affairs, Department of	Direct		IPA Vallance, Laura	64.RD		43,375	-
Veterans Affairs, Department of	Direct		IPA- Waddy, Shaneta	64.RD		9,153	-
Veterans Affairs, Department of	Direct		IPA Yon, Sarah	64.RD		2,810	-
Veterans Affairs, Department of	Direct		IPA Yu, Fen	64.RD		49,165	-
Veterans Affairs, Department of	Direct		IPA Zhang, Xiaojie	64.RD		67,809	-

**University of Michigan  
Schedule of Expenditures of Federal Awards  
For the Year Ended June 30, 2025**

Cluster Title/Federal Grantor/Program	Type	Pass-Through Grantor	Award Identifier	Assistance Listing Number	Assistance Listing Program Title	Federal Expenditures	Passed-Through to Subrecipients
Veterans Affairs, Department of	Direct		IPA, Dailey, Shayla	64.RD		8,901	-
Veterans Affairs, Department of	Direct		IPA, Kim, Myra	64.RD		3,300	-
Veterans Affairs, Department of	Direct		IPA, Manojlovich, Milisa	64.RD		10,186	-
Veterans Affairs, Department of	Direct		IPA-Alzamrooni, Afnan	64.RD		27,721	-
Veterans Affairs, Department of	Direct		IPA-Alzamrooni, Afnan	64.RD		4,291	-
Veterans Affairs, Department of	Direct		IPA-Ameling, Jessica	64.RD		50,697	-
Veterans Affairs, Department of	Direct		IPA-Atie, Michael	64.RD		72,024	-
Veterans Affairs, Department of	Direct		IPA-Atie,Michael	64.RD		14,818	-
Veterans Affairs, Department of	Direct		IPA-Bauer, David	64.RD		65,350	-
Veterans Affairs, Department of	Direct		IPA-Byrd, Kaitland	64.RD		47,030	-
Veterans Affairs, Department of	Direct		IPA-Byrd, Kaitland	64.RD		10,856	-
Veterans Affairs, Department of	Direct		IPA-Cady, Gillian	64.RD		51,271	-
Veterans Affairs, Department of	Direct		IPA-Carver, Kyle	64.RD		(163)	-
Veterans Affairs, Department of	Direct		IPA-Carver, Kyle	64.RD		(215)	-
Veterans Affairs, Department of	Direct		IPA-Carver, Kyle	64.RD		18,793	-
Veterans Affairs, Department of	Direct		IPA-Cassone, Marco	64.RD		7,033	-
Veterans Affairs, Department of	Direct		IPA-Cassone, Marco	64.RD		14,344	-
Veterans Affairs, Department of	Direct		IPA-Chaudhary, Rajesh	64.RD		32,484	-
Veterans Affairs, Department of	Direct		IPA-Chaudhary, Rajesh	64.RD		5,168	-
Veterans Affairs, Department of	Direct		IPA-Chaikov, Sergei	64.RD		93,967	-
Veterans Affairs, Department of	Direct		IPA-Ehrlinger, Rachel	64.RD		69,958	-
Veterans Affairs, Department of	Direct		IPA-Engle, Jason	64.RD		41,951	-
Veterans Affairs, Department of	Direct		IPA-Fattahi, Fatima	64.RD		(17,416)	-
Veterans Affairs, Department of	Direct		IPA-Fattahi, Fatima	64.RD		49,213	-
Veterans Affairs, Department of	Direct		IPA-Gibson, Kristen	64.RD		7,027	-
Veterans Affairs, Department of	Direct		IPA-Godin, Caleb	64.RD		60,267	-
Veterans Affairs, Department of	Direct		IPA-Grushko, Olga	64.RD		29,768	-
Veterans Affairs, Department of	Direct		IPA-Guo, Chiao	64.RD		32,894	-
Veterans Affairs, Department of	Direct		IPA-Ha, Jinkyung	64.RD		21,006	-
Veterans Affairs, Department of	Direct		IPA-Ha, Jinkyung	64.RD		2,247	-
Veterans Affairs, Department of	Direct		IPA-Helminiski, Danielle	64.RD		14,997	-
Veterans Affairs, Department of	Direct		IPA-K. Clines	64.RD		55,764	-
Veterans Affairs, Department of	Direct		IPA-Kang, Jinkyung	64.RD		15,755	-
Veterans Affairs, Department of	Direct		IPA-Lama, Pema	64.RD		40,726	-
Veterans Affairs, Department of	Direct		IPA-Lama,Pema	64.RD		13,705	-
Veterans Affairs, Department of	Direct		IPA-Li, Hailong	64.RD		49,077	-
Veterans Affairs, Department of	Direct		IPA-Macleod, Colin	64.RD		44,059	-
Veterans Affairs, Department of	Direct		IPA-Marinetti, Kayla	64.RD		15,481	-
Veterans Affairs, Department of	Direct		IPA-Panson, Kristen	64.RD		14,542	-
Veterans Affairs, Department of	Direct		IPA-Petroff, Lisa	64.RD		43,895	-
Veterans Affairs, Department of	Direct		IPA-Puthiya Veetil, Dina Dam	64.RD		22,237	-
Veterans Affairs, Department of	Direct		IPA-Schutz, Amanda	64.RD		78,591	-
Veterans Affairs, Department of	Direct		IPA-Schutz, Amanda	64.RD		26,613	-
Veterans Affairs, Department of	Direct		IPA-Shabani, Parisa	64.RD		13,779	-
Veterans Affairs, Department of	Direct		IPA-Shield, Delaney	64.RD		580	-
Veterans Affairs, Department of	Direct		IPA-Song, Brian	64.RD		9,230	-
Veterans Affairs, Department of	Direct		IPA-Song, Brian	64.RD		47,937	-
Veterans Affairs, Department of	Direct		IPA-Suhan, Tahra	64.RD		35,836	-
Veterans Affairs, Department of	Direct		IPA-Suhan, Tahra	64.RD		58,420	-
Veterans Affairs, Department of	Direct		IPA-Sun, Lei	64.RD		26,464	-
Veterans Affairs, Department of	Direct		IPA-Sun,Lei	64.RD		82,240	-
Veterans Affairs, Department of	Direct		IPA-Teiz-Tennenbaum, Scagal	64.RD		83,681	-
Veterans Affairs, Department of	Direct		IPA-Turner, Cassandra	64.RD		22,757	-
Veterans Affairs, Department of	Direct		IPA-Turner,Cassandra	64.RD		3,880	-
Veterans Affairs, Department of	Direct		IPA-Wallner, Lauren	64.RD		14,488	-
Veterans Affairs, Department of	Direct		IPA-Wang, Jintao	64.RD		70,660	-
Veterans Affairs, Department of	Direct		IPA-Weinstein, Julien	64.RD		26,714	-
Veterans Affairs, Department of	Direct		IPA-Weinstein, Julien	64.RD		10,630	-
Veterans Affairs, Department of	Direct		IPA-Wells, Joanna	64.RD		21,581	-
Veterans Affairs, Department of	Direct		IPA-Wells, Joanna	64.RD		113,383	-
Veterans Affairs, Department of	Direct		Kernodle, Stace	64.RD		20,342	-
Veterans Affairs, Department of	Direct		VA - IPA Kakusheva, Olga	64.RD		(235)	-
Veterans Affairs, Department of	Direct		VA IPA - Amanda Huber	64.RD		(284)	-
Veterans Affairs, Department of	Direct		VA IPA Amanda Huber	64.RD		(276)	-
Veterans Affairs, Department of	Direct		VA IPA Fritsche, Lars	64.RD		38,200	-
Veterans Affairs, Department of	Direct		VA IPA Fritsche, Lars	64.RD		6,051	-
Veterans Affairs, Department of	Direct		VA IPA Prieskorn, Diane	64.RD		1,933	-
Veterans Affairs, Department of	Direct		VA IPA Reena Datta	64.RD		36,111	-
Veterans Affairs, Department of	Direct		VA IPA Shamia Harris	64.RD		(184)	-
Veterans Affairs, Department of	Direct		VA IPA Suzanne Zick	64.RD		9,442	-
Veterans Affairs, Department of	Direct		VA IPA Zhuwen Wang	64.RD		20,720	-
Veterans Affairs, Department of	Direct		VA IPA: Haus, Eileen	64.RD		21,535	-
Veterans Affairs, Department of	Direct		VA IPA: Tatchin, Chelsea	64.RD		18,305	-
Veterans Affairs, Department of	Direct		VA IPA-S. Im	64.RD		14,568	-
Veterans Affairs, Department of	Direct		VA IPA-S. Im	64.RD		46,246	-
Total Veterans Affairs, Department of						<u>\$ 5,260,688</u>	<u>\$ -</u>
Environmental Protection Agency	Pass-Through	Michigan, State of, Environment, Great Lakes, and Energy, Department of	OCE24-UMICH-01	66.046	Climate Pollution Reduction Grants	<u>\$ 47,961</u>	<u>\$ -</u>

**University of Michigan  
Schedule of Expenditures of Federal Awards  
For the Year Ended June 30, 2025**

Cluster Title/Federal Grantor/Program	Type	Pass-Through Grantor	Award Identifier	Assistance Listing Number	Assistance Listing Program Title	Federal Expenditures	Passed-Through to Subrecipients
Environmental Protection Agency	Pass-Through	Michigan, State of, Health and Human Services, Department of	E20244487-00 GLISA-UM	66.469	Geographic Programs - Great Lakes Restoration Initiative	\$ 50,904	\$ -
Environmental Protection Agency	Pass-Through	Michigan, State of, Health and Human Services, Department of	E20254926-00 / Y / GLISA	66.469	Geographic Programs - Great Lakes Restoration Initiative	32,196	-
						<u>\$ 83,100</u>	<u>\$ -</u>
Environmental Protection Agency	Direct		84025601	66.509	Science To Achieve Results (STAR) Research Program	\$ 503,567	\$ 230,938
					Office of Research and Development Consolidated		
Environmental Protection Agency	Pass-Through	The University of Texas at Austin	UTAUS-SUB00001099	66.511	Research/Training/Fellowships	\$ 122,077	\$ -
Environmental Protection Agency	Direct		IPA Mohai, Paul	66.RD		\$ 11,136	\$ -
Environmental Protection Agency	Pass-Through	Detroit Wayne County Port Authority (DWCPA)	Subaward Agreement	66.RD		\$ 24,381	\$ -
						<u>\$ 35,517</u>	<u>\$ -</u>
		Total Environmental Protection Agency				<u>\$ 792,222</u>	<u>\$ 230,938</u>
Nuclear Regulatory Commission	Direct		31310022M0020	77.008	U.S. Nuclear Regulatory Commission Scholarship and Fellowship Program	\$ 132,858	\$ -
Nuclear Regulatory Commission	Direct		31310023M0049	77.008	U.S. Nuclear Regulatory Commission Scholarship and Fellowship Program	157,830	-
Nuclear Regulatory Commission	Direct		31310024M0013	77.008	U.S. Nuclear Regulatory Commission Scholarship and Fellowship Program	120,207	-
Nuclear Regulatory Commission	Direct		31310024M0048	77.008	U.S. Nuclear Regulatory Commission Scholarship and Fellowship Program	66,660	-
Nuclear Regulatory Commission	Direct		NRC-HQ-84-16-G-0010	77.008	U.S. Nuclear Regulatory Commission Scholarship and Fellowship Program	(22,252)	-
						<u>\$ 455,303</u>	<u>\$ -</u>
Nuclear Regulatory Commission	Direct		31310020D0007	77.RD		\$ 4,590	\$ -
Nuclear Regulatory Commission	Direct		31310020D0007/31310023F0047	77.RD		\$ 403,166	\$ 46,141
						<u>\$ 407,756</u>	<u>\$ 46,141</u>
		Total Nuclear Regulatory Commission				<u>\$ 863,059</u>	<u>\$ 46,141</u>
Energy, Department of	Pass-Through	Virginia Polytechnic Institute and State University dba Virginia Tech	429472-19337	81.008	Cybersecurity, Energy Security & Emergency Response (CESER)	\$ 107,588	\$ -
Energy, Department of	Pass-Through	Michigan, State of, Environment, Great Lakes, and Energy, Department of	MEO-24-052	81.010	Office of Technology Transitions (OTT)-Technology Deployment, Demonstration and Commercialization	\$ 91,535	\$ -
Energy, Department of	Direct		DE-FG02-08ER15931	81.049	Office of Science Financial Assistance Program	\$ 367,926	\$ -
Energy, Department of	Direct		DE-NA0004030	81.049	Office of Science Financial Assistance Program	11,604	525
Energy, Department of	Direct		DE-NA0004203	81.049	Office of Science Financial Assistance Program	68,695	17,234
Energy, Department of	Direct		DE-SC0004871	81.049	Office of Science Financial Assistance Program	102,743	-
Energy, Department of	Direct		DE-SC0004888	81.049	Office of Science Financial Assistance Program	308,488	-
Energy, Department of	Direct		DE-SC0006587	81.049	Office of Science Financial Assistance Program	197,255	-
Energy, Department of	Direct		DE-SC0006628	81.049	Office of Science Financial Assistance Program	205,398	-
Energy, Department of	Direct		DE-SC0007859	81.049	Office of Science Financial Assistance Program	2,214,945	-
Energy, Department of	Direct		DE-SC0008637	81.049	Office of Science Financial Assistance Program	2,395,691	172,148
Energy, Department of	Direct		DE-SC0013393	81.049	Office of Science Financial Assistance Program	152,927	-
Energy, Department of	Direct		DE-SC0013562	81.049	Office of Science Financial Assistance Program	160,502	-
Energy, Department of	Direct		DE-SC0016384	81.049	Office of Science Financial Assistance Program	155,867	-
Energy, Department of	Direct		DE-SC0016804	81.049	Office of Science Financial Assistance Program	245,939	-
Energy, Department of	Direct		DE-SC0016808	81.049	Office of Science Financial Assistance Program	357,970	168,703
Energy, Department of	Direct		DE-SC0018018	81.049	Office of Science Financial Assistance Program	(948)	-
Energy, Department of	Direct		DE-SC0018173	81.049	Office of Science Financial Assistance Program	29,537	-
Energy, Department of	Direct		DE-SC0018941	81.049	Office of Science Financial Assistance Program	2,565	-
Energy, Department of	Direct		DE-SC0019172	81.049	Office of Science Financial Assistance Program	104,297	-
Energy, Department of	Direct		DE-SC0019184	81.049	Office of Science Financial Assistance Program	211,741	18,570
Energy, Department of	Direct		DE-SC0019193	81.049	Office of Science Financial Assistance Program	421,225	-
Energy, Department of	Direct		DE-SC0019255	81.049	Office of Science Financial Assistance Program	1,554	-
Energy, Department of	Direct		DE-SC0020184	81.049	Office of Science Financial Assistance Program	184,828	-
Energy, Department of	Direct		DE-SC0020226	81.049	Office of Science Financial Assistance Program	351,797	-
Energy, Department of	Direct		DE-SC0020232	81.049	Office of Science Financial Assistance Program	700,324	556,722
Energy, Department of	Direct		DE-SC0020239	81.049	Office of Science Financial Assistance Program	(5,651)	-
Energy, Department of	Direct		DE-SC0021008	81.049	Office of Science Financial Assistance Program	177,413	-
Energy, Department of	Direct		DE-SC0021130	81.049	Office of Science Financial Assistance Program	126,185	-
Energy, Department of	Direct		DE-SC0021138	81.049	Office of Science Financial Assistance Program	111,998	-
Energy, Department of	Direct		DE-SC0021171	81.049	Office of Science Financial Assistance Program	41,689	-
Energy, Department of	Direct		DE-SC0021240	81.049	Office of Science Financial Assistance Program	128,293	-
Energy, Department of	Direct		DE-SC0021362	81.049	Office of Science Financial Assistance Program	147,890	-
Energy, Department of	Direct		DE-SC0021397	81.049	Office of Science Financial Assistance Program	2,690	-
Energy, Department of	Direct		DE-SC0021398	81.049	Office of Science Financial Assistance Program	(71)	-
Energy, Department of	Direct		DE-SC0022019	81.049	Office of Science Financial Assistance Program	177,464	-
Energy, Department of	Direct		DE-SC0022040	81.049	Office of Science Financial Assistance Program	160,065	-
Energy, Department of	Direct		DE-SC0022109	81.049	Office of Science Financial Assistance Program	296,281	-
Energy, Department of	Direct		DE-SC0022117	81.049	Office of Science Financial Assistance Program	110,533	48,994
Energy, Department of	Direct		DE-SC0022118	81.049	Office of Science Financial Assistance Program	459,327	44,450
Energy, Department of	Direct		DE-SC0022136	81.049	Office of Science Financial Assistance Program	91,848	36,921
Energy, Department of	Direct		DE-SC0022179	81.049	Office of Science Financial Assistance Program	40,408	-
Energy, Department of	Direct		DE-SC0022186	81.049	Office of Science Financial Assistance Program	38,690	-
Energy, Department of	Direct		DE-SC0022201	81.049	Office of Science Financial Assistance Program	94,925	-
Energy, Department of	Direct		DE-SC0022241	81.049	Office of Science Financial Assistance Program	604,145	-
Energy, Department of	Direct		DE-SC0022980	81.049	Office of Science Financial Assistance Program	651,903	479,509
Energy, Department of	Direct		DE-SC0022988	81.049	Office of Science Financial Assistance Program	99,227	-
Energy, Department of	Direct		DE-SC0023090	81.049	Office of Science Financial Assistance Program	190,985	-
Energy, Department of	Direct		DE-SC0023110	81.049	Office of Science Financial Assistance Program	114,693	-

**University of Michigan**  
**Schedule of Expenditures of Federal Awards**  
**For the Year Ended June 30, 2025**

Cluster Title/Federal Grantor/Program	Type	Pass-Through Grantor	Award Identifier	Assistance Listing		Federal Expenditures	Passed-Through to Subrecipients
				Number	Assistance Listing Program Title		
Energy, Department of	Direct		DE-SC0023147	81.049	Office of Science Financial Assistance Program	158,366	-
Energy, Department of	Direct		DE-SC0023220	81.049	Office of Science Financial Assistance Program	165,247	-
Energy, Department of	Direct		DE-SC0023222	81.049	Office of Science Financial Assistance Program	308,714	113,186
Energy, Department of	Direct		DE-SC0023325	81.049	Office of Science Financial Assistance Program	(780)	-
Energy, Department of	Direct		DE-SC0023336	81.049	Office of Science Financial Assistance Program	20,059	-
Energy, Department of	Direct		DE-SC0023341	81.049	Office of Science Financial Assistance Program	29,912	-
Energy, Department of	Direct		DE-SC0023438	81.049	Office of Science Financial Assistance Program	2,573,286	1,542,021
Energy, Department of	Direct		DE-SC0023645	81.049	Office of Science Financial Assistance Program	156,411	-
Energy, Department of	Direct		DE-SC0023699	81.049	Office of Science Financial Assistance Program	126,239	79,602
Energy, Department of	Direct		DE-SC0023714	81.049	Office of Science Financial Assistance Program	83,584	-
Energy, Department of	Direct		DE-SC0024142	81.049	Office of Science Financial Assistance Program	69,402	-
Energy, Department of	Direct		DE-SC0024145	81.049	Office of Science Financial Assistance Program	246,053	-
Energy, Department of	Direct		DE-SC0024147	81.049	Office of Science Financial Assistance Program	271,434	-
Energy, Department of	Direct		DE-SC0024217	81.049	Office of Science Financial Assistance Program	200,410	37,662
Energy, Department of	Direct		DE-SC0024447	81.049	Office of Science Financial Assistance Program	302,391	-
Energy, Department of	Direct		DE-SC0024482	81.049	Office of Science Financial Assistance Program	303,101	239,059
Energy, Department of	Direct		DE-SC0024538	81.049	Office of Science Financial Assistance Program	24,252	-
Energy, Department of	Direct		DE-SC0024545	81.049	Office of Science Financial Assistance Program	118,207	-
Energy, Department of	Direct		DE-SC0024546	81.049	Office of Science Financial Assistance Program	395,290	-
Energy, Department of	Direct		DE-SC0024562	81.049	Office of Science Financial Assistance Program	133,367	-
Energy, Department of	Direct		DE-SC0024903	81.049	Office of Science Financial Assistance Program	15,649	-
Energy, Department of	Direct		DE-SC0025196	81.049	Office of Science Financial Assistance Program	170,327	465
Energy, Department of	Direct		DE-SC0025197	81.049	Office of Science Financial Assistance Program	106,595	29,707
Energy, Department of	Direct		DE-SC0025310	81.049	Office of Science Financial Assistance Program	45,206	-
Energy, Department of	Direct		DE-SC0025367	81.049	Office of Science Financial Assistance Program	99,037	-
Energy, Department of	Direct		DE-SC0025539	81.049	Office of Science Financial Assistance Program	105,748	-
Energy, Department of	Direct		DE-SC0025633	81.049	Office of Science Financial Assistance Program	66,590	-
Energy, Department of	Direct		DE-SC0025634	81.049	Office of Science Financial Assistance Program	42,124	-
Energy, Department of	Direct		DE-SC0025694	81.049	Office of Science Financial Assistance Program	55,772	-
Energy, Department of	Pass-Through	California Institute of Technology	S534341	81.049	Office of Science Financial Assistance Program	138,921	-
Energy, Department of	Pass-Through	Colorado State University	G-10701-02	81.049	Office of Science Financial Assistance Program	(1,363)	-
Energy, Department of	Pass-Through	Colorado State University	G-20329-01	81.049	Office of Science Financial Assistance Program	93,387	-
Energy, Department of	Pass-Through	Cornell University	140268-22701	81.049	Office of Science Financial Assistance Program	131,419	-
Energy, Department of	Pass-Through	Georgia Institute of Technology	AWD-100498-G19	81.049	Office of Science Financial Assistance Program	124,324	-
Energy, Department of	Pass-Through	H3D, Inc.	H3D-UofM-2022-004-01	81.049	Office of Science Financial Assistance Program	1,204	-
Energy, Department of	Pass-Through	Johns Hopkins University	2005750041	81.049	Office of Science Financial Assistance Program	183,510	-
Energy, Department of	Pass-Through	Kent State University	400010-UMLSA	81.049	Office of Science Financial Assistance Program	56,720	-
Energy, Department of	Pass-Through	Krell Institute	DOE CSGF Fellowship	81.049	Office of Science Financial Assistance Program	4,575	-
Energy, Department of	Pass-Through	Krell Institute	Terms of Appt. YR 2	81.049	Office of Science Financial Assistance Program	513	-
Energy, Department of	Pass-Through	Northwestern University	60063257 MICH	81.049	Office of Science Financial Assistance Program	163,806	-
Energy, Department of	Pass-Through	Rutgers, The State University of New Jersey	833618	81.049	Office of Science Financial Assistance Program	58,169	-
Energy, Department of	Pass-Through	State University of New York (SUNY)	82192/2/1148574	81.049	Office of Science Financial Assistance Program	5,271	-
Energy, Department of	Pass-Through	The Regents of the University of Minnesota	A010469806	81.049	Office of Science Financial Assistance Program	26,830	-
Energy, Department of	Pass-Through	The Regents of the University of Minnesota	A010469806	81.049	Office of Science Financial Assistance Program	194,046	-
Energy, Department of	Pass-Through	The University of Texas at Austin	UTA19-000974	81.049	Office of Science Financial Assistance Program	393,522	-
Energy, Department of	Pass-Through	The University of Texas at Austin	UTAU-SUB00001321	81.049	Office of Science Financial Assistance Program	30,574	-
Energy, Department of	Pass-Through	University of California - Irvine	2022-1824	81.049	Office of Science Financial Assistance Program	161,677	-
Energy, Department of	Pass-Through	University of California - Irvine	2022-1846	81.049	Office of Science Financial Assistance Program	180,596	-
Energy, Department of	Pass-Through	University of California - Santa Barbara	KK2225	81.049	Office of Science Financial Assistance Program	242,901	-
Energy, Department of	Pass-Through	University of Maryland, College Park	118472-Z7134204	81.049	Office of Science Financial Assistance Program	162,478	-
Energy, Department of	Pass-Through	University of Rochester	SUB00000232 / GR531943	81.049	Office of Science Financial Assistance Program	153,835	-
Energy, Department of	Pass-Through	University of South Carolina	21-4258	81.049	Office of Science Financial Assistance Program	5,997	-
Energy, Department of	Pass-Through	University of South Carolina	25-6014 PO 2000079410	81.049	Office of Science Financial Assistance Program	59,089	-
Energy, Department of	Pass-Through	University of Tennessee - Knoxville	A24-0467-5001	81.049	Office of Science Financial Assistance Program	67,337	-
Energy, Department of	Pass-Through	University of Wisconsin	0000003884	81.049	Office of Science Financial Assistance Program	112,067	-
						\$ 21,957,198	\$ 3,585,478
Energy, Department of	Direct		DE-EE0008723	81.086	Conservation Research and Development	(8,394)	-
Energy, Department of	Direct		DE-EE0009402	81.086	Conservation Research and Development	345,735	96,111
Energy, Department of	Direct		DE-EE0009498	81.086	Conservation Research and Development	420,564	125,269
Energy, Department of	Direct		DE-EE0009688	81.086	Conservation Research and Development	609,450	256,241
Energy, Department of	Direct		DE-EE0010601	81.086	Conservation Research and Development	287,903	132,103
Energy, Department of	Direct		DE-EE0010608	81.086	Conservation Research and Development	731,856	498,447
Energy, Department of	Direct		DE-EE0010618	81.086	Conservation Research and Development	577,066	246,401
Energy, Department of	Direct		DE-EE0011033	81.086	Conservation Research and Development	482,459	-
Energy, Department of	Direct		DE-EE0011184	81.086	Conservation Research and Development	316,760	-
Energy, Department of	Pass-Through	North Carolina Agricultural and Technical State University	270195C	81.086	Conservation Research and Development	(3,826)	-
Energy, Department of	Pass-Through	The Pennsylvania State University (Penn State)	S002408-USDOE	81.086	Conservation Research and Development	304,000	-
Energy, Department of	Pass-Through	The Water Research Foundation	Project Funding Agreement 5142	81.086	Conservation Research and Development	115,166	-
Energy, Department of	Pass-Through	University of Tennessee - Knoxville	A24-1240-S0004	81.086	Conservation Research and Development	21,266	-
Energy, Department of	Pass-Through	University of Wisconsin	0000002943	81.086	Conservation Research and Development	42,612	-
						\$ 4,242,617	\$ 1,354,572
Energy, Department of	Direct		DE-EE0008561	81.087	Renewable Energy Research and Development	(6,094)	-
Energy, Department of	Direct		DE-EE0009284	81.087	Renewable Energy Research and Development	720,623	265,918
Energy, Department of	Direct		DE-EE0009361	81.087	Renewable Energy Research and Development	261,216	76,683
Energy, Department of	Direct		DE-EE0009376	81.087	Renewable Energy Research and Development	(1,812)	-
Energy, Department of	Direct		DE-EE0009805	81.087	Renewable Energy Research and Development	783,248	264,684
Energy, Department of	Direct		DE-EE0010730	81.087	Renewable Energy Research and Development	207,026	29,205
Energy, Department of	Direct		DE-EE0011154	81.087	Renewable Energy Research and Development	201,918	-

**University of Michigan  
Schedule of Expenditures of Federal Awards  
For the Year Ended June 30, 2025**

Cluster Title/Federal Grantor/Program	Type	Pass-Through Grantor	Award Identifier	Assistance Listing Number	Assistance Listing Program Title	Federal Expenditures	Passed-Through to Subrecipients
Energy, Department of	Pass-Through	Arizona State University	ASUB00001567	81.087	Renewable Energy Research and Development	89,386	-
Energy, Department of	Pass-Through	Heliogen Holdings, Inc.	13293	81.087	Renewable Energy Research and Development	62,205	-
Energy, Department of	Pass-Through	National Offshore Wind Research & Development Consortium (NOWRDC)	131/192988	81.087	Renewable Energy Research and Development	63,471	26,224
Energy, Department of	Pass-Through	North Carolina State University	PAM-P23-001702-SA01	81.087	Renewable Energy Research and Development	138,440	-
Energy, Department of	Pass-Through	Stanford University	63603954-285652	81.087	Renewable Energy Research and Development	162,546	-
Energy, Department of	Pass-Through	Sustainable Manufacturing Innovation Alliance Corp. dba The ReMade Institute	21-01-SA-5034	81.087	Renewable Energy Research and Development	(2,515)	-
Energy, Department of	Pass-Through	Sustainable Manufacturing Innovation Alliance Corp. dba The ReMade Institute	21-01-SA-5034	81.087	Renewable Energy Research and Development	69,940	-
Energy, Department of	Pass-Through	University of California - Irvine	2024-2197	81.087	Renewable Energy Research and Development	28,686	-
Energy, Department of	Pass-Through	University of California, Davis	A22-1852-S005	81.087	Renewable Energy Research and Development	184,050	-
Energy, Department of	Pass-Through	University of California, San Diego	704873	81.087	Renewable Energy Research and Development	147,652	-
Energy, Department of	Pass-Through	University of California, San Diego	707438	81.087	Renewable Energy Research and Development	2,462	-
						<b>\$ 3,112,448</b>	<b>\$ 662,714</b>
Energy, Department of	Direct		DE-FE0031773	81.089	Fossil Energy Research and Development	\$ 54,589	\$ -
Energy, Department of	Pass-Through	Electric Power Research Institute	10016875	81.089	Fossil Energy Research and Development	4,370	-
						<b>\$ 58,959</b>	<b>\$ -</b>
Energy, Department of	Direct		DE-NA0003869	81.112	Stewardship Science Grant Program	\$ (4,943)	\$ -
Energy, Department of	Direct		DE-NA0004100	81.112	Stewardship Science Grant Program	202,009	-
Energy, Department of	Direct		DE-NA0004146	81.112	Stewardship Science Grant Program	2,172,868	315,301
Energy, Department of	Direct		DE-NA0004148	81.112	Stewardship Science Grant Program	2,235,127	1,988,987
Energy, Department of	Pass-Through	Texas A & M University	M1803473	81.112	Stewardship Science Grant Program	(37,402)	-
Energy, Department of	Pass-Through	The Ohio State University	GR138873 - SPC1000014456	81.112	Stewardship Science Grant Program	4,601	-
Energy, Department of	Pass-Through	The Trustees of Princeton University dba Princeton University	SUB0000541	81.112	Stewardship Science Grant Program	3,332	-
Energy, Department of	Pass-Through	University of Rochester	SUB00000803/GR534365	81.112	Stewardship Science Grant Program	168,195	-
						<b>\$ 4,743,787</b>	<b>\$ 2,304,288</b>
Energy, Department of	Direct		DE-NA0003920	81.113	Defense Nuclear Nonproliferation Research	\$ 3,779,733	\$ 2,135,992
Energy, Department of	Pass-Through	Georgia Institute of Technology	AWD-000372-G8	81.113	Defense Nuclear Nonproliferation Research	183,904	-
Energy, Department of	Pass-Through	University of Florida	SUB00003933	81.113	Defense Nuclear Nonproliferation Research	231,872	-
						<b>\$ 4,195,509</b>	<b>\$ 2,135,992</b>
Energy, Department of	Direct		DE-NE0008975	81.121	Nuclear Energy Research, Development and Demonstration	\$ (4,065)	\$ 264
Energy, Department of	Direct		DE-NE0008976	81.121	Nuclear Energy Research, Development and Demonstration	8,589	16,348
Energy, Department of	Direct		DE-NE0009078	81.121	Nuclear Energy Research, Development and Demonstration	426,483	-
Energy, Department of	Direct		DE-NE0009137	81.121	Nuclear Energy Research, Development and Demonstration	239,977	40,423
Energy, Department of	Direct		DE-NE0009287	81.121	Nuclear Energy Research, Development and Demonstration	72,036	-
Energy, Department of	Direct		DE-NE0009289	81.121	Nuclear Energy Research, Development and Demonstration	112,156	-
Energy, Department of	Direct		DE-NE0009305	81.121	Nuclear Energy Research, Development and Demonstration	131,677	-
Energy, Department of	Direct		DE-NE0009320	81.121	Nuclear Energy Research, Development and Demonstration	1,113,526	707,291
Energy, Department of	Direct		DE-NE0009382	81.121	Nuclear Energy Research, Development and Demonstration	360,262	74,255
Energy, Department of	Direct		DE-NE0009403	81.121	Nuclear Energy Research, Development and Demonstration	365,502	11,974
Energy, Department of	Direct		DE-NE0009410	81.121	Nuclear Energy Research, Development and Demonstration	377,718	180,423
Energy, Department of	Direct		DE-NE0009413	81.121	Nuclear Energy Research, Development and Demonstration	365,396	115,650
Energy, Department of	Direct		DE-NE0009417	81.121	Nuclear Energy Research, Development and Demonstration	97,617	13,566
Energy, Department of	Direct		DE-NE0009419	81.121	Nuclear Energy Research, Development and Demonstration	1,075,870	489,137
Energy, Department of	Direct		DE-NE0009424	81.121	Nuclear Energy Research, Development and Demonstration	143,243	-
Energy, Department of	Direct		DE-NE0009462	81.121	Nuclear Energy Research, Development and Demonstration	266,428	-
Energy, Department of	Direct		DE-NE0009480	81.121	Nuclear Energy Research, Development and Demonstration	168,873	48,437
Energy, Department of	Direct		DE-NE0009497	81.121	Nuclear Energy Research, Development and Demonstration	138,156	12,133
Energy, Department of	Direct		DE-NE0009524	81.121	Nuclear Energy Research, Development and Demonstration	130,898	-
Energy, Department of	Pass-Through	Boise State University	10948-PO142946	81.121	Nuclear Energy Research, Development and Demonstration	37,700	-
Energy, Department of	Pass-Through	Massachusetts Institute of Technology	S5499 P.O. # 658289	81.121	Nuclear Energy Research, Development and Demonstration	64,267	-
Energy, Department of	Pass-Through	Massachusetts Institute of Technology	s5884 PO 831578	81.121	Nuclear Energy Research, Development and Demonstration	148,644	-
Energy, Department of	Pass-Through	Massachusetts Institute of Technology	s6453 / PO # XXXX	81.121	Nuclear Energy Research, Development and Demonstration	8,048	-
Energy, Department of	Pass-Through	North Carolina State University	PAM-P24-000750-SA01	81.121	Nuclear Energy Research, Development and Demonstration	136,090	-
Energy, Department of	Pass-Through	University of Illinois-Urbana-Champaign	118737-20136	81.121	Nuclear Energy Research, Development and Demonstration	49,315	-
Energy, Department of	Pass-Through	University of Oklahoma	2023-43	81.121	Nuclear Energy Research, Development and Demonstration	265,875	-
Energy, Department of	Pass-Through	University of Wisconsin	000003445	81.121	Nuclear Energy Research, Development and Demonstration	4,403	-
Energy, Department of	Pass-Through	University of Wisconsin	000003800	81.121	Nuclear Energy Research, Development and Demonstration	106,790	-
Energy, Department of	Pass-Through	University of Wyoming	23-1328-SUB02	81.121	Nuclear Energy Research, Development and Demonstration	139,666	-
Energy, Department of	Pass-Through	Vanderbilt University	UNIV61088	81.121	Nuclear Energy Research, Development and Demonstration	(143)	-
						<b>\$ 6,550,997</b>	<b>\$ 1,709,901</b>
Energy, Department of	Direct		DE-AR0001297	81.135	Advanced Research Projects Agency - Energy	\$ 203,402	\$ 98,432
Energy, Department of	Direct		DE-AR0001371	81.135	Advanced Research Projects Agency - Energy	66,309	-
Energy, Department of	Direct		DE-AR0001438	81.135	Advanced Research Projects Agency - Energy	493,300	385,828
Energy, Department of	Direct		DE-AR0001534	81.135	Advanced Research Projects Agency - Energy	987,010	236,236
Energy, Department of	Direct		DE-AR0001553	81.135	Advanced Research Projects Agency - Energy	456,594	-
Energy, Department of	Direct		DE-AR0001734	81.135	Advanced Research Projects Agency - Energy	359,458	-
Energy, Department of	Direct		DE-AR0001735	81.135	Advanced Research Projects Agency - Energy	282,155	-
Energy, Department of	Direct		DE-AR0001975	81.135	Advanced Research Projects Agency - Energy	147,872	-
Energy, Department of	Direct		DE-AR0001987	81.135	Advanced Research Projects Agency - Energy	13,559	-
Energy, Department of	Pass-Through	24M Technologies, Inc.	AR-355-06.22	81.135	Advanced Research Projects Agency - Energy	311,009	-
Energy, Department of	Pass-Through	Cornell University	141167-23476	81.135	Advanced Research Projects Agency - Energy	115,905	-
Energy, Department of	Pass-Through	Iowa State University of Science and Technology (aka Iowa State University)	029971A	81.135	Advanced Research Projects Agency - Energy	360	-
Energy, Department of	Pass-Through	Lanza Tech	DE-FOA-002387	81.135	Advanced Research Projects Agency - Energy	83,875	-
Energy, Department of	Pass-Through	Massachusetts Institute of Technology	S5695 PO#772490	81.135	Advanced Research Projects Agency - Energy	170,541	-
Energy, Department of	Pass-Through	University of California, Davis	A24-0767-S002	81.135	Advanced Research Projects Agency - Energy	50,287	-
Energy, Department of	Pass-Through	University of North Texas	GF70150-2	81.135	Advanced Research Projects Agency - Energy	101,754	-
Energy, Department of	Pass-Through	University of Virginia	GR101973.SUB00000723	81.135	Advanced Research Projects Agency - Energy	391,732	-
						<b>\$ 4,235,122</b>	<b>\$ 720,496</b>
Energy, Department of	Direct		IPA Agreement-Semrau	81.RD		\$ 147,621	\$ -

**University of Michigan  
Schedule of Expenditures of Federal Awards  
For the Year Ended June 30, 2025**

Cluster Title/Federal Grantor/Program	Type	Pass-Through Grantor	Award Identifier	Assistance Listing Number	Assistance Listing Program Title	Federal Expenditures	Passed-Through to Subrecipients
Energy, Department of	Pass-Through	Alliance for Sustainable Energy, LLC	SUB-2023-10165	81.RD		309,317	-
Energy, Department of	Pass-Through	Alliance for Sustainable Energy, LLC	SUB-2023-10483	81.RD		39,794	-
Energy, Department of	Pass-Through	Alliance for Sustainable Energy, LLC	SUB-2025-10040	81.RD		26,199	-
Energy, Department of	Pass-Through	American Society for Engineering Education (ASEE)	Year 2 Good Faith Agreement	81.RD		7,357	-
Energy, Department of	Pass-Through	And Battery Aero Inc.	ARPA-E Award No. DE-AR0001883	81.RD		117,550	-
Energy, Department of	Pass-Through	Arbor Batteries, Inc.	Roundtable Research Agreement	81.RD		(73)	-
Energy, Department of	Pass-Through	Argonne National Laboratory	1F-60255	81.RD		181,539	-
Energy, Department of	Pass-Through	Argonne National Laboratory	8F-30021	81.RD		2,213	-
Energy, Department of	Pass-Through	Battelle Energy Alliance, LLC	243668	81.RD		(696)	-
Energy, Department of	Pass-Through	Battelle Energy Alliance, LLC	254409	81.RD		160,250	-
Energy, Department of	Pass-Through	Battelle Energy Alliance, LLC	263751	81.RD		13,497	-
Energy, Department of	Pass-Through	Battelle Energy Alliance, LLC	278431	81.RD		9,391	-
Energy, Department of	Pass-Through	Battelle Energy Alliance, LLC	279584	81.RD		53,680	-
Energy, Department of	Pass-Through	Battelle Energy Alliance, LLC	280857	81.RD		(3,490)	-
Energy, Department of	Pass-Through	Battelle Energy Alliance, LLC	280857	81.RD		89,018	-
Energy, Department of	Pass-Through	Battelle Energy Alliance, LLC	282900	81.RD		2,854	-
Energy, Department of	Pass-Through	Battelle Energy Alliance, LLC	282900	81.RD		64,808	-
Energy, Department of	Pass-Through	Battelle Energy Alliance, LLC	295251	81.RD		48,715	-
Energy, Department of	Pass-Through	Battelle Energy Alliance, LLC	295251	81.RD		88,976	-
Energy, Department of	Pass-Through	Battelle Energy Alliance, LLC	296034	81.RD		127,064	-
Energy, Department of	Pass-Through	Battelle Energy Alliance, LLC	296444	81.RD		342,009	-
Energy, Department of	Pass-Through	Battelle Energy Alliance, LLC	297348	81.RD		72,960	-
Energy, Department of	Pass-Through	Battelle Energy Alliance, LLC	297395	81.RD		20,997	-
Energy, Department of	Pass-Through	Battelle Energy Alliance, LLC	297395	81.RD		29,879	-
Energy, Department of	Pass-Through	Battelle Energy Alliance, LLC	299070	81.RD		16,757	-
Energy, Department of	Pass-Through	Battelle Energy Alliance, LLC	299105	81.RD		11,059	-
Energy, Department of	Pass-Through	Battelle Energy Alliance, LLC	300297	81.RD		145,725	-
Energy, Department of	Pass-Through	Battelle Energy Alliance, LLC	301034	81.RD		242,488	-
Energy, Department of	Pass-Through	Battelle Energy Alliance, LLC	305344	81.RD		26,697	-
Energy, Department of	Pass-Through	Battelle Energy Alliance, LLC	308341	81.RD		52,315	-
Energy, Department of	Pass-Through	Battelle Energy Alliance, LLC	309148	81.RD		52,315	-
Energy, Department of	Pass-Through	Battelle Energy Alliance, LLC	312673	81.RD		86,315	-
Energy, Department of	Pass-Through	Battelle Energy Alliance, LLC	315991	81.RD		50,324	-
Energy, Department of	Pass-Through	Battelle Energy Alliance, LLC	CONTRACT NO. 294727	81.RD		58,283	-
Energy, Department of	Pass-Through	Battelle Energy Alliance, LLC	DE-AC07-05ID14517	81.RD		(8,671)	-
Energy, Department of	Pass-Through	Battelle Energy Alliance, LLC	NO. 290992	81.RD		40,700	-
Energy, Department of	Pass-Through	Battelle Energy Alliance, LLC	Subcontract No. 236962	81.RD		(3,895)	-
Energy, Department of	Pass-Through	Battelle Memorial Institute	604746	81.RD		93,861	-
Energy, Department of	Pass-Through	Battelle Memorial Institute	621004	81.RD		75,830	-
Energy, Department of	Pass-Through	Battelle Memorial Institute	748908	81.RD		45,282	-
Energy, Department of	Pass-Through	Battelle Memorial Institute	787241	81.RD		2,900	-
Energy, Department of	Pass-Through	Battelle Memorial Institute	792680	81.RD		184	-
Energy, Department of	Pass-Through	Brookhaven National Laboratory	432323	81.RD		347,634	-
Energy, Department of	Pass-Through	Brookhaven National Laboratory	NO. 449968	81.RD		21,977	-
Energy, Department of	Pass-Through	Brookhaven Science Associates, LLC	380767	81.RD		25,945	-
Energy, Department of	Pass-Through	Brookhaven Science Associates, LLC	420498	81.RD		168,692	-
Energy, Department of	Pass-Through	Consolidated Nuclear Security, LLC	4300179550	81		87	-
Energy, Department of	Pass-Through	Eagle Harbor Technologies, Inc.	Research Agreement	81.RD		28,832	-
Energy, Department of	Pass-Through	Fermi Forward Discovery Group, LLC dba FermiForward	685034	81.RD		20,530	-
Energy, Department of	Pass-Through	Fermi National Accelerator Laboratory	704707	81.RD		19,851	-
Energy, Department of	Pass-Through	Fermi Research Alliance, LLC (FRA)	709985	81.RD		105,216	-
Energy, Department of	Pass-Through	Fermi Research Alliance, LLC (FRA)	715060	81.RD		87,767	-
Energy, Department of	Pass-Through	General Electric Company	PO # 401184326	81.RD		70,206	-
Energy, Department of	Pass-Through	General Motors Company (dba General Motors Holdings, LLC)	7100130015	81.RD		53,604	-
Energy, Department of	Pass-Through	Great Lakes Water Authority (GLWA)	2302368	81.RD		40,225	-
Energy, Department of	Pass-Through	GTI Energy	Subcontract SR127	81.RD		9,390	-
Energy, Department of	Pass-Through	Integrated Sensors, LLC	DESC0019597	81.RD		19,410	-
Energy, Department of	Pass-Through	Iowa State University of Science and Technology (aka Iowa State University)	SC-25-651	81.RD		60,121	-
Energy, Department of	Pass-Through	Lawrence Berkeley National Laboratory	7700372	81.RD		23,904	-
Energy, Department of	Pass-Through	Lawrence Berkeley National Laboratory	7720033	81.RD		193,307	-
Energy, Department of	Pass-Through	Lawrence Berkeley National Laboratory	7738802	81.RD		770,413	-
Energy, Department of	Pass-Through	Lawrence Berkeley National Laboratory	7746011	81.RD		124,203	-
Energy, Department of	Pass-Through	Lawrence Livermore National Laboratory	B645096	81.RD		(1,750)	-
Energy, Department of	Pass-Through	Lawrence Livermore National Laboratory	B652829	81.RD		56,464	-
Energy, Department of	Pass-Through	Lawrence Livermore National Laboratory	B655949	81.RD		474	-
Energy, Department of	Pass-Through	Lawrence Livermore National Laboratory	B656205	81.RD		125,903	-
Energy, Department of	Pass-Through	Lawrence Livermore National Laboratory	B656721	81.RD		168,110	-
Energy, Department of	Pass-Through	Lawrence Livermore National Laboratory	B657746	81.RD		7,209	-
Energy, Department of	Pass-Through	Lawrence Livermore National Laboratory	B661724	81.RD		(1,248)	-
Energy, Department of	Pass-Through	Lawrence Livermore National Laboratory	B668016	81.RD		13,010	-
Energy, Department of	Pass-Through	Lawrence Livermore National Laboratory	B668161	81.RD		30,382	-
Energy, Department of	Pass-Through	Lawrence Livermore National Security, LLC	B651167	81.RD		(69)	-
Energy, Department of	Pass-Through	Lawrence Livermore National Security, LLC	B655960	81.RD		55,768	-
Energy, Department of	Pass-Through	Los Alamos National Laboratory	C3704	81.RD		123,224	-
Energy, Department of	Pass-Through	Los Alamos National Laboratory	C3710	81.RD		54,749	-
Energy, Department of	Pass-Through	Los Alamos National Laboratory	C4131	81.RD		34,326	-
Energy, Department of	Pass-Through	Los Alamos National Laboratory	C4640	81.RD		113,588	-
Energy, Department of	Pass-Through	Los Alamos National Laboratory	CW75786	81.RD		66,470	-

**University of Michigan  
Schedule of Expenditures of Federal Awards  
For the Year Ended June 30, 2025**

Cluster Title/Federal Grantor/Program	Type	Pass-Through Grantor	Award Identifier	Assistance Listing Number	Assistance Listing Program Title	Federal Expenditures	Passed-Through to Subrecipients
Energy, Department of	Pass-Through	National Technology and Engineering Solutions of Sandia LLC (NTESS)	1868723	81.RD		20,805	-
Energy, Department of	Pass-Through	National Technology and Engineering Solutions of Sandia LLC (NTESS)	2245236	81.RD	(8)	(8)	-
Energy, Department of	Pass-Through	National Technology and Engineering Solutions of Sandia LLC (NTESS)	2305233	81.RD		35,796	-
Energy, Department of	Pass-Through	National Technology and Engineering Solutions of Sandia LLC (NTESS)	2311927	81.RD	(1,898)	(1,898)	-
Energy, Department of	Pass-Through	National Technology and Engineering Solutions of Sandia LLC (NTESS)	2347041	81.RD		(46,051)	-
Energy, Department of	Pass-Through	National Technology and Engineering Solutions of Sandia LLC (NTESS)	2403184	81.RD		73,216	-
Energy, Department of	Pass-Through	National Technology and Engineering Solutions of Sandia LLC (NTESS)	2412584	81.RD		4,483	-
Energy, Department of	Pass-Through	National Technology and Engineering Solutions of Sandia LLC (NTESS)	2422595	81.RD		(17,306)	-
Energy, Department of	Pass-Through	National Technology and Engineering Solutions of Sandia LLC (NTESS)	2566915	81.RD		38,593	-
Energy, Department of	Pass-Through	National Technology and Engineering Solutions of Sandia LLC (NTESS)	2566915	81.RD		52,267	-
Energy, Department of	Pass-Through	National Technology and Engineering Solutions of Sandia LLC (NTESS)	2643064	81.RD		56,268	-
Energy, Department of	Pass-Through	National Technology and Engineering Solutions of Sandia LLC (NTESS)	2643113	81.RD		40,699	-
Energy, Department of	Pass-Through	National Technology and Engineering Solutions of Sandia LLC (NTESS)	2668966	81.RD		83,015	-
Energy, Department of	Pass-Through	National Technology and Engineering Solutions of Sandia LLC (NTESS)	2671799	81.RD		16,189	-
Energy, Department of	Pass-Through	National Technology and Engineering Solutions of Sandia LLC (NTESS)	2689984	81.RD		30,208	-
Energy, Department of	Pass-Through	National Technology and Engineering Solutions of Sandia LLC (NTESS)	2693757	81.RD		23,563	-
Energy, Department of	Pass-Through	National Technology and Engineering Solutions of Sandia LLC (NTESS)	2704557	81.RD		14,805	-
Energy, Department of	Pass-Through	National Technology and Engineering Solutions of Sandia LLC (NTESS)	P.O. # 2224730	81.RD		81,414	-
Energy, Department of	Pass-Through	National Technology and Engineering Solutions of Sandia LLC (NTESS)	P.O. 2318239	81.RD		(25,702)	-
Energy, Department of	Pass-Through	National Technology and Engineering Solutions of Sandia LLC (NTESS)	PO 2206928	81.RD		60,141	-
Energy, Department of	Pass-Through	National Technology and Engineering Solutions of Sandia LLC (NTESS)	PO 2347041	81.RD		49,293	-
Energy, Department of	Pass-Through	National Technology and Engineering Solutions of Sandia LLC (NTESS)	PO 2531972	81.RD	(1,439)	(1,439)	-
Energy, Department of	Pass-Through	National Technology and Engineering Solutions of Sandia LLC (NTESS)	PO 2580754	81.RD		39,016	-
Energy, Department of	Pass-Through	National Technology and Engineering Solutions of Sandia LLC (NTESS)	PO# 2642996	81.RD		10,812	-
Energy, Department of	Pass-Through	National Technology and Engineering Solutions of Sandia LLC (NTESS)	PO# 2648946	81.RD		40,422	-
Energy, Department of	Pass-Through	National Technology and Engineering Solutions of Sandia LLC (NTESS)	PO# 2657475	81.RD		57,167	-
Energy, Department of	Pass-Through	Oak Ridge National Laboratory	CW51346	81.RD		125,466	-
Energy, Department of	Pass-Through	Oak Ridge National Laboratory	CW61141	81.RD		116,367	-
Energy, Department of	Pass-Through	Pacific Ocean Energy Trust	Network Facility Agreement	81.RD		(2,938)	-
Energy, Department of	Pass-Through	Pacific Ocean Energy Trust	Network Facility Agreement	81.RD		75,560	-
Energy, Department of	Pass-Through	Princeton Plasma Physics Laboratory	AGR-25143-SP-25000886	81.RD		47,607	-
Energy, Department of	Pass-Through	Princeton Plasma Physics Laboratory	P240002183 (AGR-2463)	81.RD		31,113	-
Energy, Department of	Pass-Through	Propel Aero, Inc.	ARPA-E Award No. DE-AR0001885	81.RD		9,661	-
Energy, Department of	Pass-Through	SAVANNAH RIVER NUCLEAR SOLUTIONS LLC	PO # 0000658850	81.RD		123,328	-
Energy, Department of	Pass-Through	Stanford University	216530	81.RD		(17,751)	-
Energy, Department of	Pass-Through	Sustainable Manufacturing Innovation Alliance Corp. (SMIA)	20-01-DE-4030	81.RD		349	-
Energy, Department of	Pass-Through	Texas A & M University	M2102196	81.RD		(6,496)	-
Energy, Department of	Pass-Through	The Ohio State University	GR122679/SPC-1000004573	81.RD		174,623	-
Energy, Department of	Pass-Through	The Ohio State University	GR124238/SPC-1000005228	81.RD		163,868	-
Energy, Department of	Pass-Through	Theia Scientific, LLC	Research Agreement	81.RD		(5,955)	-
Energy, Department of	Pass-Through	Triad National Security, LLC	20633	81.RD		110,385	-
Energy, Department of	Pass-Through	Triad National Security, LLC	22053	81.RD		43,771	-
Energy, Department of	Pass-Through	Triad National Security, LLC	487270	81.RD		196,280	85,283
Energy, Department of	Pass-Through	Triad National Security, LLC	612552	81.RD		1,197	-
Energy, Department of	Pass-Through	Triad National Security, LLC	C3985	81.RD		(4,716)	-
Energy, Department of	Pass-Through	Triad National Security, LLC	C4364	81.RD		23,173	-
Energy, Department of	Pass-Through	Triad National Security, LLC	C4367	81.RD		1,920,410	-
Energy, Department of	Pass-Through	Triad National Security, LLC	CW37584/C3986	81.RD		34,678	-
Energy, Department of	Pass-Through	UChicago Argonne, LLC	4F-60032	81.RD		87,738	-
Energy, Department of	Pass-Through	UChicago Argonne, LLC	5F-60009	81.RD		534,556	-
Energy, Department of	Pass-Through	UChicago Argonne, LLC	NO. 4F-60020	81.RD		76,108	-
Energy, Department of	Pass-Through	University at Albany	3-87578	81.RD		(3,265)	-
Energy, Department of	Pass-Through	University of California - Berkeley	7234031	81.RD		(105,399)	-
Energy, Department of	Pass-Through	University of California - Berkeley	7342299	81.RD		73,362	-
Energy, Department of	Pass-Through	University of California - Berkeley	7588260	81.RD		60,628	-
Energy, Department of	Pass-Through	University of California - Berkeley	7617834	81.RD		155,874	12,736
Energy, Department of	Pass-Through	University of California - Berkeley	7618899	81.RD		30,092	-
Energy, Department of	Pass-Through	University of California - Berkeley	7647075	81.RD		110,432	-
Energy, Department of	Pass-Through	University of California - Berkeley	7729258	81.RD		70,002	-
Energy, Department of	Pass-Through	University of California - Berkeley	7759372	81.RD		19,270	-
Energy, Department of	Pass-Through	University of California - Berkeley	SUBCONTRACT NO. 7783610	81.RD		75,517	-
Energy, Department of	Pass-Through	University of North Carolina Charlotte	20220101-01-UMI	81.RD		59,799	-
Energy, Department of	Pass-Through	UT-Battelle, LLC	4000185584	81.RD		81,898	-
Energy, Department of	Pass-Through	UT-Battelle, LLC	4000193503	81.RD		20,619	-
Energy, Department of	Pass-Through	UT-Battelle, LLC	4000201746/CW8918	81.RD		(57)	-
Energy, Department of	Pass-Through	UT-Battelle, LLC	400218645	81.RD		24,252	-
Energy, Department of	Pass-Through	UT-Battelle, LLC	CW39512	81.RD		(626)	-
Energy, Department of	Pass-Through	UT-Battelle, LLC	CW40724	81.RD		136,342	-
Energy, Department of	Pass-Through	UT-Battelle, LLC	CW44749	81.RD		16,636	-
Energy, Department of	Pass-Through	UT-Battelle, LLC	CW52278	81.RD		110,252	-
Energy, Department of	Pass-Through	UT-Battelle, LLC	CW52373	81.RD		119,118	-
Energy, Department of	Pass-Through	UT-Battelle, LLC	CW62816	81.RD		80,333	-
Energy, Department of	Pass-Through	Woods Hole Oceanographic Institution	A101667/11183201	81.RD		451,244	-
						<b>\$ 12,158,295</b>	<b>\$ 98,019</b>
Total Energy, Department of						<b>\$ 61,454,055</b>	<b>\$ 12,571,460</b>

**University of Michigan**  
**Schedule of Expenditures of Federal Awards**  
**For the Year Ended June 30, 2025**

Cluster Title/Federal Grantor/Program	Type	Pass-Through Grantor	Award Identifier	Assistance Listing Number	Assistance Listing Program Title	Federal Expenditures	Passed-Through to Subrecipients
Education, Department of	Direct		P015A220006	84.015	National Resource Centers Program for Foreign Language and Area Studies or Foreign Language and International Studies Program and Foreign Language and Area Studies Fellowship Program	\$ 268,294	\$ -
Education, Department of	Direct		P015A220009	84.015	National Resource Centers Program for Foreign Language and Area Studies or Foreign Language and International Studies Program and Foreign Language and Area Studies Fellowship Program	253,134	-
Education, Department of	Direct		P015A220026	84.015	National Resource Centers Program for Foreign Language and Area Studies or Foreign Language and International Studies Program and Foreign Language and Area Studies Fellowship Program	277,497	27,266
Education, Department of	Direct		P015A230010	84.015	National Resource Centers Program for Foreign Language and Area Studies or Foreign Language and International Studies Program and Foreign Language and Area Studies Fellowship Program	305,800	-
Education, Department of	Direct		P015A230023	84.015	National Resource Centers Program for Foreign Language and Area Studies or Foreign Language and International Studies Program and Foreign Language and Area Studies Fellowship Program	241,951	-
Education, Department of	Direct		P015A230028	84.015	National Resource Centers Program for Foreign Language and Area Studies or Foreign Language and International Studies Program and Foreign Language and Area Studies Fellowship Program	185,365	7,041
Education, Department of	Direct		P015B220008	84.015	National Resource Centers Program for Foreign Language and Area Studies or Foreign Language and International Studies Program and Foreign Language and Area Studies Fellowship Program	361,520	-
Education, Department of	Direct		P015B220009	84.015	National Resource Centers Program for Foreign Language and Area Studies or Foreign Language and International Studies Program and Foreign Language and Area Studies Fellowship Program	302,561	-
Education, Department of	Direct		P015B220023	84.015	National Resource Centers Program for Foreign Language and Area Studies or Foreign Language and International Studies Program and Foreign Language and Area Studies Fellowship Program	337,782	-
Education, Department of	Direct		P015B220024	84.015	National Resource Centers Program for Foreign Language and Area Studies or Foreign Language and International Studies Program and Foreign Language and Area Studies Fellowship Program	207,651	-
Education, Department of	Direct		P015B220026	84.015	National Resource Centers Program for Foreign Language and Area Studies or Foreign Language and International Studies Program and Foreign Language and Area Studies Fellowship Program	402,353	-
Education, Department of	Direct		P015B220030-24	84.015	National Resource Centers Program for Foreign Language and Area Studies or Foreign Language and International Studies Program and Foreign Language and Area Studies Fellowship Program	301,645	-
Education, Department of	Direct		P022A220018	84.022	Overseas Programs - Doctoral Dissertation Research Abroad	\$ 300	\$ -
Education, Department of	Direct		P022A230009	84.022	Overseas Programs - Doctoral Dissertation Research Abroad	22,978	-
						<u>\$ 23,278</u>	<u>\$ -</u>
Education, Department of	Direct		P200A220004	84.200	Graduate Assistance in Areas of National Need	\$ 293,078	-
Education, Department of	Direct		R305A200046-24	84.305	Education Research, Development and Dissemination	\$ 262,899	\$ -
Education, Department of	Direct		R305A200221	84.305	Education Research, Development and Dissemination	17,781	18,291
Education, Department of	Direct		R305A220036	84.305	Education Research, Development and Dissemination	503,146	124,174
Education, Department of	Direct		R305A220070-24	84.305	Education Research, Development and Dissemination	548,882	77,765
Education, Department of	Direct		R305A220073-25	84.305	Education Research, Development and Dissemination	1,452,973	524,358
Education, Department of	Direct		R305A240131	84.305	Education Research, Development and Dissemination	177,529	60,628
Education, Department of	Direct		R305B200011-24	84.305	Education Research, Development and Dissemination	873,446	-
Education, Department of	Direct		R305D210029	84.305	Education Research, Development and Dissemination	96,457	27,513
Education, Department of	Direct		R305D210031-23	84.305	Education Research, Development and Dissemination	74,441	50,227
Education, Department of	Direct		R305D240029	84.305	Education Research, Development and Dissemination	81,497	-
Education, Department of	Direct		R305N240074	84.305	Education Research, Development and Dissemination	121,169	54,102
Education, Department of	Direct		R305S240001	84.305	Education Research, Development and Dissemination	388,146	-
Education, Department of	Pass-Through	Michigan State University (MSU)	RC109914-UM	84.305	Education Research, Development and Dissemination	137,023	-
Education, Department of	Pass-Through	Texas, State of	2022-2023 ADSY	84.305	Education Research, Development and Dissemination	(869)	-
Education, Department of	Pass-Through	Texas, State of	23-24 ADSY SAS# A800-24	84.305	Education Research, Development and Dissemination	100,344	-
Education, Department of	Pass-Through	University of Washington	UWSC12172	84.305	Education Research, Development and Dissemination	7,657	-
Education, Department of	Pass-Through	University of Washington	UWSC15870	84.305	Education Research, Development and Dissemination	83,437	-
Education, Department of	Pass-Through	University of Wisconsin	0000001648	84.305	Education Research, Development and Dissemination	95,828	-
Education, Department of	Pass-Through	Vanderbilt University	OSA00000126	84.305	Education Research, Development and Dissemination	137,883	-
						<u>\$ 5,159,669</u>	<u>\$ 937,058</u>
Education, Department of	Direct		R324B220001 - 24	84.324	Research in Special Education	\$ 352,914	\$ -
Education, Department of	Pass-Through	University of Kansas	FY2019-109	84.324	Research in Special Education	14,445	-
Education, Department of	Pass-Through	University of Kansas	FY2022-082-M2	84.324	Research in Special Education	30,289	-
						<u>\$ 397,648</u>	<u>\$ -</u>

**University of Michigan  
Schedule of Expenditures of Federal Awards  
For the Year Ended June 30, 2025**

Cluster Title/Federal Grantor/Program	Type	Pass-Through Grantor	Award Identifier	Assistance Listing Number	Assistance Listing Program Title	Federal Expenditures	Passed-Through to Subrecipients
Education, Department of	Direct		H325D160032	84.325	Special Education - Personnel Development to Improve Services and Results for Children with Disabilities	\$ (27)	\$ -
Education, Department of	Pass-Through	Michigan, State of, Labor and Economic Opportunity, Department of	22WS05	84.334	Gaining Early Awareness and Readiness for Undergraduate Programs	\$ (1,961)	\$ -
Education, Department of	Pass-Through	Michigan, State of, Labor and Economic Opportunity, Department of	23-00-11	84.334	Gaining Early Awareness and Readiness for Undergraduate Programs	(12,666)	-
Education, Department of	Pass-Through	Michigan, State of, Labor and Economic Opportunity, Department of	24-00-11	84.334	Gaining Early Awareness and Readiness for Undergraduate Programs	56,297	-
Education, Department of	Pass-Through	Michigan, State of, Labor and Economic Opportunity, Department of	24-00-13	84.334	Gaining Early Awareness and Readiness for Undergraduate Programs	34,127	-
Education, Department of	Pass-Through	Michigan, State of, Labor and Economic Opportunity, Department of	24-00-17	84.334	Gaining Early Awareness and Readiness for Undergraduate Programs	50,613	-
Education, Department of	Pass-Through	Michigan, State of, Labor and Economic Opportunity, Department of	24-00-20	84.334	Gaining Early Awareness and Readiness for Undergraduate Programs	82,672	50,636
Education, Department of	Pass-Through	Michigan, State of, Labor and Economic Opportunity, Department of	24WS05   24-00	84.334	Gaining Early Awareness and Readiness for Undergraduate Programs	62,528	-
Education, Department of	Pass-Through	Michigan, State of, Labor and Economic Opportunity, Department of	25-00	84.334	Gaining Early Awareness and Readiness for Undergraduate Programs	250,556	-
Education, Department of	Pass-Through	Michigan, State of, Labor and Economic Opportunity, Department of	25-00-13	84.334	Gaining Early Awareness and Readiness for Undergraduate Programs	102,314	-
Education, Department of	Pass-Through	Michigan, State of, Labor and Economic Opportunity, Department of	25-00-17	84.334	Gaining Early Awareness and Readiness for Undergraduate Programs	145,916	-
Education, Department of	Pass-Through	Michigan, State of, Labor and Economic Opportunity, Department of	25-00-20	84.334	Gaining Early Awareness and Readiness for Undergraduate Programs	134,921	-
Education, Department of	Pass-Through	Michigan, State of, MI Workforce Development	25WS05/25-00	84.334	Gaining Early Awareness and Readiness for Undergraduate Programs	144,101	-
Education, Department of	Pass-Through	Manilaq Association	Research Agreement	84.356	Alaska Native Educational Programs	\$ 1,049,418	\$ 50,636
Education, Department of	Pass-Through	Michigan, State of, Education, Department of	Independent Contracted Service	84.371	Comprehensive Literacy Development	\$ 89,193	\$ -
Education, Department of	Pass-Through	Michigan, State of, Education, Department of	Michigan Dept of Education	84.371	Comprehensive Literacy Development	\$ 10,272	\$ -
						\$ 37,691	\$ -
Education, Department of	Pass-Through	Michigan, State of, Education, Department of American Institutes For Research (AIR) In The Behavioral Sciences dba American Institutes for Resear	SLDS Researcher Collaborative	84.372	Statewide Longitudinal Data Systems	\$ 100,482	\$ -
Education, Department of	Pass-Through		0559100208	84.RD		\$ 29,968	\$ -
Education, Department of	Pass-Through	MDRC	1484-UM-2000-01	84.RD		43,337	-
Education, Department of	Pass-Through	MDRC	1484-UM-2000-01	84.RD		2,903	-
						\$ 76,208	\$ -
			Total Education, Department of			\$ 10,672,191	\$ 1,022,001
Health and Human Services, Department of	Direct		5 D85 HP30827-05-00	93.059	Training in General, Pediatric, and Public Health Dentistry	\$ (165)	\$ -
Health and Human Services, Department of	Direct		5 R01 TS000344-03-00	93.061	Innovations in Applied Public Health Research	\$ 337,584	\$ -
Health and Human Services, Department of	Direct		1 U01 DP006826 02	93.068	Chronic Diseases: Research, Control, and Prevention	\$ 314,842	\$ 16,218
Health and Human Services, Department of	Direct		5 U18 DP006712-04-00	93.068	Chronic Diseases: Research, Control, and Prevention	710,577	47,353
						\$ 1,025,419	\$ 63,571
Health and Human Services, Department of	Pass-Through	Michigan, State of, Health and Human Services, Department of	E20241943-00 BM STRBURN_UM	93.069	Public Health Emergency Preparedness	\$ 22,603	\$ -
Health and Human Services, Department of	Direct		5 U54CA229974 03	93.077	Family Smoking Prevention and Tobacco Control Act Regulatory Research	\$ (2,991)	\$ (2,991)
Health and Human Services, Department of	Pass-Through	University of Kentucky	Scope of Work	93.077	Family Smoking Prevention and Tobacco Control Act Regulatory Research	6,138	-
						\$ 3,147	\$ (2,991)
Health and Human Services, Department of	Direct		6 NU58DD000025-02-01	93.080	Blood Disorder Program: Prevention, Surveillance, and Research	\$ 400,154	\$ 35,779
Health and Human Services, Department of	Pass-Through	Hemophilia Foundation of Michigan	CDC 446 23-24	93.080	Blood Disorder Program: Prevention, Surveillance, and Research	13,520	-
						\$ 413,674	\$ 35,779
Health and Human Services, Department of	Pass-Through	Rush University Medical Center	20012103-Sub01	93.084	Prevention of Disease, Disability, and Death by Infectious Diseases	\$ 280,314	\$ -
Health and Human Services, Department of	Pass-Through	Rush University Medical Center	21101410-Sub01	93.084	Prevention of Disease, Disability, and Death by Infectious Diseases	206,793	-
Health and Human Services, Department of	Pass-Through	Stanford University	62318994-148206	93.084	Prevention of Disease, Disability, and Death by Infectious Diseases	(34,699)	-
Health and Human Services, Department of	Pass-Through	Stanford University	62318994-148206	93.084	Prevention of Disease, Disability, and Death by Infectious Diseases	58,608	-
Health and Human Services, Department of	Pass-Through	Stanford University	63635418-337683	93.084	Prevention of Disease, Disability, and Death by Infectious Diseases	10,077	-
Health and Human Services, Department of	Pass-Through	The Johns Hopkins Hospital	200594772	93.084	Prevention of Disease, Disability, and Death by Infectious Diseases	10,476	-
Health and Human Services, Department of	Pass-Through	University of Alabama at Birmingham (UAB)	000540334-SC011	93.084	Prevention of Disease, Disability, and Death by Infectious Diseases	17,847	-
						\$ 549,416	\$ -
Health and Human Services, Department of	Direct		1 ORIIR220075-01-00	93.085	Research on Research Integrity	\$ (28,641)	\$ -
Health and Human Services, Department of	Direct		1 U01FD007763-01	93.103	Food and Drug Administration Research	\$ 326,348	\$ -
Health and Human Services, Department of	Direct		3 U01 FD007803 01S1	93.103	Food and Drug Administration Research	521,275	-
Health and Human Services, Department of	Direct		5 UH3 FD007308-05	93.103	Food and Drug Administration Research	592,545	158,666
Health and Human Services, Department of	Direct		SU01FD007673-02	93.103	Food and Drug Administration Research	76,915	-
Health and Human Services, Department of	Pass-Through	Functional Fluidics, LLC	Subcontract	93.103	Food and Drug Administration Research	500	-
Health and Human Services, Department of	Pass-Through	University of Maryland, Baltimore (UMB)	F303447-1 KR19254/PO1000009179	93.103	Food and Drug Administration Research	659,799	-
						\$ 2,177,382	\$ 158,666
Health and Human Services, Department of	Direct		1 R40 MC53074-0100	93.110	Maternal and Child Health Federal Consolidated Programs	\$ 178,467	\$ -
Health and Human Services, Department of	Direct		5 T77 MC31740-05-00	93.110	Maternal and Child Health Federal Consolidated Programs	(13,271)	-

**University of Michigan**  
**Schedule of Expenditures of Federal Awards**  
**For the Year Ended June 30, 2025**

Cluster Title/Federal Grantor/Program	Type	Pass-Through Grantor	Award Identifier	Assistance Listing Number	Assistance Listing Program Title	Federal Expenditures	Passed-Through to Subrecipients
Health and Human Services, Department of	Direct			5 177 MC31740-08-00	Maternal and Child Health Federal Consolidated Programs	297,432	13,204
Health and Human Services, Department of	Pass-Through	Ann and Robert H. Lurie Children's Hospital of Chicago		901639-Michigan	Maternal and Child Health Federal Consolidated Programs	5,261	-
Health and Human Services, Department of	Pass-Through	Hemophilia Foundation of Michigan		MCHB 446 23-24	Maternal and Child Health Federal Consolidated Programs	(3,257)	-
Health and Human Services, Department of	Pass-Through	Hemophilia Foundation of Michigan		MCHB 446 24-25	Maternal and Child Health Federal Consolidated Programs	32,954	-
Health and Human Services, Department of	Pass-Through	Michigan, State of, Health and Human Services, Department of		E2024896-00 / CG	Maternal and Child Health Federal Consolidated Programs	42,424	-
Health and Human Services, Department of	Pass-Through	Michigan, State of, Health and Human Services, Department of		E20252001-00 R EETGP	Maternal and Child Health Federal Consolidated Programs	29,246	-
Health and Human Services, Department of	Pass-Through	Michigan, State of, Health and Human Services, Department of		E20252053-00 AK MCC-UM	Maternal and Child Health Federal Consolidated Programs	561,278	10,548
Health and Human Services, Department of	Pass-Through	Michigan, State of, Health and Human Services, Department of		E20254847-00 BZ MYETP	Maternal and Child Health Federal Consolidated Programs	10,801	-
Health and Human Services, Department of	Pass-Through	University Hospitals Cleveland Medical Center		Third Amendment	Maternal and Child Health Federal Consolidated Programs	64,170	-
Health and Human Services, Department of	Pass-Through	University Hospitals Cleveland Medical Center		U11MC43532	Maternal and Child Health Federal Consolidated Programs	19,522	-
Health and Human Services, Department of	Pass-Through	Wayne State University		WSU022204	Maternal and Child Health Federal Consolidated Programs	(9,442)	-
Health and Human Services, Department of	Pass-Through	Wayne State University		WSU24007	Maternal and Child Health Federal Consolidated Programs	10,093	-
Health and Human Services, Department of	Pass-Through	Wayne State University		WSU24126	Maternal and Child Health Federal Consolidated Programs	21,174	-
Health and Human Services, Department of	Pass-Through	Wayne State University		WSU24127	Maternal and Child Health Federal Consolidated Programs	14,955	-
						<b>\$ 1,261,807</b>	<b>\$ 23,752</b>
Health and Human Services, Department of	Direct		1 F31 ES036421-02	93.113	Environmental Health	\$ 51,743	\$ -
Health and Human Services, Department of	Direct		1 K99 ES036294-01A1	93.113	Environmental Health	42,422	-
Health and Human Services, Department of	Direct		1 R21 ES034143-01A1	93.113	Environmental Health	249,249	-
Health and Human Services, Department of	Direct		1 R56 ES035710-01	93.113	Environmental Health	415,954	10,960
Health and Human Services, Department of	Direct		1K99ES034429-02	93.113	Environmental Health	88,382	-
Health and Human Services, Department of	Direct		5 F31 ES033512-03	93.113	Environmental Health	7,754	-
Health and Human Services, Department of	Direct		5 K01 ES035064-02	93.113	Environmental Health	134,033	-
Health and Human Services, Department of	Direct		5 K01 ES035398-03	93.113	Environmental Health	202,506	-
Health and Human Services, Department of	Direct		5 P01 ES028939-07	93.113	Environmental Health	361,601	280,898
Health and Human Services, Department of	Direct		5 P30 ES017885-12	93.113	Environmental Health	1,560,663	-
Health and Human Services, Department of	Direct		5 R00 ES026198-05	93.113	Environmental Health	(1,904)	-
Health and Human Services, Department of	Direct		5 R00 ES034068-04	93.113	Environmental Health	207,342	-
Health and Human Services, Department of	Direct		5 R01 ES 033656-03	93.113	Environmental Health	378,307	-
Health and Human Services, Department of	Direct		5 R01 ES026603-05	93.113	Environmental Health	238,169	27,777
Health and Human Services, Department of	Direct		5 R01 ES028802-07	93.113	Environmental Health	825,714	-
Health and Human Services, Department of	Direct		5 R01 ES030049-05	93.113	Environmental Health	214,633	-
Health and Human Services, Department of	Direct		5 R01 ES030374-05	93.113	Environmental Health	316,106	180,505
Health and Human Services, Department of	Direct		5 R01 ES031591-04	93.113	Environmental Health	406,104	105,204
Health and Human Services, Department of	Direct		5 R01 ES032157-04	93.113	Environmental Health	614,823	119,043
Health and Human Services, Department of	Direct		5 R01 ES032202-06	93.113	Environmental Health	445,793	227,645
Health and Human Services, Department of	Direct		5 R01 ES032203-05	93.113	Environmental Health	427,025	124,654
Health and Human Services, Department of	Direct		5 R01 ES032330-05	93.113	Environmental Health	317,836	70,479
Health and Human Services, Department of	Direct		5 R01 ES032389-04	93.113	Environmental Health	647,662	73,803
Health and Human Services, Department of	Direct		5 R01 ES035087-03	93.113	Environmental Health	572,840	217,417
Health and Human Services, Department of	Direct		5 R01ES032255-04	93.113	Environmental Health	74,933	-
Health and Human Services, Department of	Direct		5 R21 ES034919-02	93.113	Environmental Health	124,645	-
Health and Human Services, Department of	Direct		5 R25 ES031549-08	93.113	Environmental Health	93,943	14,717
Health and Human Services, Department of	Direct		5 R25 ES032616-05	93.113	Environmental Health	116,718	28,943
Health and Human Services, Department of	Direct		5 R35 ES031686-06	93.113	Environmental Health	1,048,540	-
Health and Human Services, Department of	Direct		5 U24 ES028502-07	93.113	Environmental Health	287,520	123,507
Health and Human Services, Department of	Direct		T32 ES007062	93.113	Environmental Health	591,936	-
Health and Human Services, Department of	Pass-Through	Bowling Green State University		10009736-UM05	Environmental Health	(373)	-
Health and Human Services, Department of	Pass-Through	Michigan State University (MSU)		RC113197B	Environmental Health	147,620	-
Health and Human Services, Department of	Pass-Through	The Brigham and Women's Hospital, Inc.		130845	Environmental Health	226,465	-
Health and Human Services, Department of	Pass-Through	The Icahn School of Medicine at Mount Sinai (ISMMS)		0255-G891-4609	Environmental Health	82,755	-
Health and Human Services, Department of	Pass-Through	The Icahn School of Medicine at Mount Sinai (ISMMS)		0255-H791-4609	Environmental Health	19,390	-
Health and Human Services, Department of	Pass-Through	The Icahn School of Medicine at Mount Sinai (ISMMS)		0255-J921-4609 / IF767001577-9	Environmental Health	42,899	-
Health and Human Services, Department of	Pass-Through	University of Arizona		746865	Environmental Health	14,592	-
Health and Human Services, Department of	Pass-Through	University of Chicago		AWD106003 (SUB00001387)	Environmental Health	55,459	-
Health and Human Services, Department of	Pass-Through	University of North Carolina at Chapel Hill		512224	Environmental Health	4,898	-
Health and Human Services, Department of	Pass-Through	Wayne State University		WSU24062	Environmental Health	119,966	-
						<b>\$ 11,776,663</b>	<b>\$ 1,605,552</b>
Health and Human Services, Department of	Direct		1D33HP316700100	93.117	Preventive Medicine Residency	\$ (1,360)	\$ -
Health and Human Services, Department of	Direct		5 D33 HP49085-0300	93.117	Preventive Medicine Residency	314,800	-
						<b>\$ 313,440</b>	<b>\$ -</b>
Health and Human Services, Department of	Direct		1 F30 DE031940-04	93.121	Oral Diseases and Disorders Research	\$ 28,447	\$ -
Health and Human Services, Department of	Direct		1 F30 DE032585-03	93.121	Oral Diseases and Disorders Research	86,945	-
Health and Human Services, Department of	Direct		1 F31 DE034282-02	93.121	Oral Diseases and Disorders Research	48,419	-
Health and Human Services, Department of	Direct		1 F32 DE034986-01	93.121	Oral Diseases and Disorders Research	19,604	-
Health and Human Services, Department of	Direct		1 R01 DE034695-01	93.121	Oral Diseases and Disorders Research	52,467	-
Health and Human Services, Department of	Direct		1 R03 DE031037-02	93.121	Oral Diseases and Disorders Research	40	-
Health and Human Services, Department of	Direct		1 R21 DE033500 01	93.121	Oral Diseases and Disorders Research	164,298	-
Health and Human Services, Department of	Direct		1 R34DE033630 01	93.121	Oral Diseases and Disorders Research	89,774	-
Health and Human Services, Department of	Direct		1 R56 DE033668 01	93.121	Oral Diseases and Disorders Research	233,434	-
Health and Human Services, Department of	Direct		1 R56 DE033913-01	93.121	Oral Diseases and Disorders Research	160,021	-
Health and Human Services, Department of	Direct		1 U01 DE033330 01	93.121	Oral Diseases and Disorders Research	(2,582)	-
Health and Human Services, Department of	Direct		1R21DE032584-01	93.121	Oral Diseases and Disorders Research	185,346	-
Health and Human Services, Department of	Direct		2 F30 DE030675-04	93.121	Oral Diseases and Disorders Research	70,988	-
Health and Human Services, Department of	Direct		2 R56 DE0274796 07	93.121	Oral Diseases and Disorders Research	8,834	-
Health and Human Services, Department of	Direct		2 UH3 DE027372 06	93.121	Oral Diseases and Disorders Research	460,905	209,048
Health and Human Services, Department of	Direct		4 R00 DE029756 05	93.121	Oral Diseases and Disorders Research	253,726	-
Health and Human Services, Department of	Direct		5 F30 DE029097-05	93.121	Oral Diseases and Disorders Research	1,673	-
Health and Human Services, Department of	Direct		5 F30 DE029359-05	93.121	Oral Diseases and Disorders Research	(28,914)	-

**University of Michigan  
Schedule of Expenditures of Federal Awards  
For the Year Ended June 30, 2025**

Cluster Title/Federal Grantor/Program	Type	Pass-Through Grantor	Award Identifier	Assistance Listing Number	Assistance Listing Program Title	Federal Expenditures	Passed-Through to Subrecipients
Health and Human Services, Department of	Direct		5 F30 DE030686-04	93.121	Oral Diseases and Disorders Research	76,944	-
Health and Human Services, Department of	Direct		5 F31 DE030697-04	93.121	Oral Diseases and Disorders Research	29,190	-
Health and Human Services, Department of	Direct		5 F31 DE033922-02	93.121	Oral Diseases and Disorders Research	102,143	-
Health and Human Services, Department of	Direct		5 K08 DE030116-04	93.121	Oral Diseases and Disorders Research	148,738	-
Health and Human Services, Department of	Direct		5 K12 DE027826-03	93.121	Oral Diseases and Disorders Research	220,599	-
Health and Human Services, Department of	Direct		5 K22 DE029779-03	93.121	Oral Diseases and Disorders Research	153,838	-
Health and Human Services, Department of	Direct		5 K99 DE030858-02	93.121	Oral Diseases and Disorders Research	(37,548)	-
Health and Human Services, Department of	Direct		5 R00DE030858-04	93.121	Oral Diseases and Disorders Research	246,779	-
Health and Human Services, Department of	Direct		5 R01 DE021139-14	93.121	Oral Diseases and Disorders Research	282,967	2,108
Health and Human Services, Department of	Direct		5 R01 DE024450-09	93.121	Oral Diseases and Disorders Research	217,920	111,913
Health and Human Services, Department of	Direct		5 R01 DE027034-05	93.121	Oral Diseases and Disorders Research	94,283	-
Health and Human Services, Department of	Direct		5 R01 DE027662-05	93.121	Oral Diseases and Disorders Research	(1,630)	-
Health and Human Services, Department of	Direct		5 R01 DE0276750-05	93.121	Oral Diseases and Disorders Research	(349)	-
Health and Human Services, Department of	Direct		5 R01 DE028657-05	93.121	Oral Diseases and Disorders Research	66,721	-
Health and Human Services, Department of	Direct		5 R01 DE029465-05	93.121	Oral Diseases and Disorders Research	447,253	-
Health and Human Services, Department of	Direct		5 R01 DE030691-05	93.121	Oral Diseases and Disorders Research	639,057	151,171
Health and Human Services, Department of	Direct		5 R01 DE030872-04	93.121	Oral Diseases and Disorders Research	707,609	337,654
Health and Human Services, Department of	Direct		5 R01 DE031476-04	93.121	Oral Diseases and Disorders Research	737,155	23,575
Health and Human Services, Department of	Direct		5 R01 DE031951-04	93.121	Oral Diseases and Disorders Research	237,031	55,424
Health and Human Services, Department of	Direct		5 R01 DE032014-04	93.121	Oral Diseases and Disorders Research	312,928	-
Health and Human Services, Department of	Direct		5 R01 DE032345-03	93.121	Oral Diseases and Disorders Research	526,037	-
Health and Human Services, Department of	Direct		5 R01 DE31236-04	93.121	Oral Diseases and Disorders Research	315,174	-
Health and Human Services, Department of	Direct		5 R01DE022327-10	93.121	Oral Diseases and Disorders Research	222	-
Health and Human Services, Department of	Direct		5 R01DE025225-09	93.121	Oral Diseases and Disorders Research	679,136	407,065
Health and Human Services, Department of	Direct		5 R01DE032699-02	93.121	Oral Diseases and Disorders Research	484,059	8,281
Health and Human Services, Department of	Direct		5 R03 DE031296-02	93.121	Oral Diseases and Disorders Research	3,053	2,135
Health and Human Services, Department of	Direct		5 R21 DE030213-02	93.121	Oral Diseases and Disorders Research	(27)	-
Health and Human Services, Department of	Direct		5 R21 DE032837-02	93.121	Oral Diseases and Disorders Research	183,736	-
Health and Human Services, Department of	Direct		5 R35 DE027551-08	93.121	Oral Diseases and Disorders Research	1,142,811	-
Health and Human Services, Department of	Direct		5 R37 DE021410-11	93.121	Oral Diseases and Disorders Research	333,504	-
Health and Human Services, Department of	Direct		5 R90 DE034698-02	93.121	Oral Diseases and Disorders Research	177,839	-
Health and Human Services, Department of	Direct		5 RM1 DE034220-02	93.121	Oral Diseases and Disorders Research	546,199	-
Health and Human Services, Department of	Direct		5 U01 DE021412-14	93.121	Oral Diseases and Disorders Research	1,917,694	1,411,519
Health and Human Services, Department of	Direct		5 U24 DE026915-03	93.121	Oral Diseases and Disorders Research	(65)	-
Health and Human Services, Department of	Direct		5 U24DE029462-05	93.121	Oral Diseases and Disorders Research	4,591,348	1,967,946
Health and Human Services, Department of	Direct		5 UH3 DE027372-05	93.121	Oral Diseases and Disorders Research	(19,230)	-
Health and Human Services, Department of	Direct		5 UH3DE028849-04	93.121	Oral Diseases and Disorders Research	5,607	-
Health and Human Services, Department of	Direct		7 R01 DE027857-06	93.121	Oral Diseases and Disorders Research	309,392	12,777
Health and Human Services, Department of	Direct		7R30DE031329-03	93.121	Oral Diseases and Disorders Research	77,186	6,196
Health and Human Services, Department of	Direct		T32 DE007057	93.121	Oral Diseases and Disorders Research	432,068	-
Health and Human Services, Department of	Direct		T90 DE034663	93.121	Oral Diseases and Disorders Research	31,623	-
Health and Human Services, Department of	Pass-Through	Atrium Health	2441-45501-11000002830	93.121	Oral Diseases and Disorders Research	7,562	-
Health and Human Services, Department of	Pass-Through	Atrium Health	2441-45501-11000003716	93.121	Oral Diseases and Disorders Research	12,979	-
Health and Human Services, Department of	Pass-Through	Atrium Health	A23-0019-5004	93.121	Oral Diseases and Disorders Research	(45,351)	-
Health and Human Services, Department of	Pass-Through	Cayman Chemical Company, Inc.	Agreement	93.121	Oral Diseases and Disorders Research	6,116	-
Health and Human Services, Department of	Pass-Through	Cleveland State University	200003158	93.121	Oral Diseases and Disorders Research	111,765	-
Health and Human Services, Department of	Pass-Through	Forsyth Institute, The	UMICHO30943-2775	93.121	Oral Diseases and Disorders Research	126,089	-
Health and Human Services, Department of	Pass-Through	Georgetown University	425945-GR425673-Umich	93.121	Oral Diseases and Disorders Research	56,337	-
Health and Human Services, Department of	Pass-Through	Georgetown University	426842-GR425673-Umich	93.121	Oral Diseases and Disorders Research	174,795	-
Health and Human Services, Department of	Pass-Through	Oregon Health and Science University	1021883-UMICH	93.121	Oral Diseases and Disorders Research	(4,364)	-
Health and Human Services, Department of	Pass-Through	Oregon Health and Science University	1021883-UMICH	93.121	Oral Diseases and Disorders Research	13,083	-
Health and Human Services, Department of	Pass-Through	Rutgers, The State University of New Jersey	1983-PO-25037278	93.121	Oral Diseases and Disorders Research	(1)	-
Health and Human Services, Department of	Pass-Through	Rutgers, The State University of New Jersey	SUB00002488	93.121	Oral Diseases and Disorders Research	4,114	-
Health and Human Services, Department of	Pass-Through	Rutgers, The State University of New Jersey	Sub00002488/PO25476326	93.121	Oral Diseases and Disorders Research	38,449	-
Health and Human Services, Department of	Pass-Through	The University of Texas Health Science Center at Houston	SA0002205	93.121	Oral Diseases and Disorders Research	49,214	-
Health and Human Services, Department of	Pass-Through	The University of Texas Health Science Center at Houston	SA0002206	93.121	Oral Diseases and Disorders Research	34,245	-
Health and Human Services, Department of	Pass-Through	The University of Texas Health Science Center at Houston	SA0002557 PO# UTH323227-2	93.121	Oral Diseases and Disorders Research	139,334	-
Health and Human Services, Department of	Pass-Through	The University of Texas Health Science Center at Houston	SA0004193	93.121	Oral Diseases and Disorders Research	109,638	-
Health and Human Services, Department of	Pass-Through	The University of Texas Health Science Center at Houston	SA0005087	93.121	Oral Diseases and Disorders Research	22,456	-
Health and Human Services, Department of	Pass-Through	The University of Texas Health Science Center at Houston	SA0005088	93.121	Oral Diseases and Disorders Research	18,975	-
Health and Human Services, Department of	Pass-Through	The University of Texas MD Anderson Cancer Center	3002488061	93.121	Oral Diseases and Disorders Research	118,203	-
Health and Human Services, Department of	Pass-Through	The University of Texas MD Anderson Cancer Center	3002504290	93.121	Oral Diseases and Disorders Research	153,822	-
Health and Human Services, Department of	Pass-Through	University at Buffalo	R1328127	93.121	Oral Diseases and Disorders Research	11,844	-
Health and Human Services, Department of	Pass-Through	University of California - Los Angeles	1350 G LB384	93.121	Oral Diseases and Disorders Research	20,353	-
Health and Human Services, Department of	Pass-Through	University of California - Los Angeles	1350000285878	93.121	Oral Diseases and Disorders Research	49,292	-
Health and Human Services, Department of	Pass-Through	University of California - Los Angeles	1350000312997	93.121	Oral Diseases and Disorders Research	16,161	-
Health and Human Services, Department of	Pass-Through	University of Connecticut Health Center dba UConn Health	UCHC7-177948011 P0655839	93.121	Oral Diseases and Disorders Research	2,251	-
Health and Human Services, Department of	Pass-Through	University of Connecticut Health Center dba UConn Health	UCHC7-190149940-A4	93.121	Oral Diseases and Disorders Research	37,066	-
Health and Human Services, Department of	Pass-Through	University of Kentucky	3200003860-25-127	93.121	Oral Diseases and Disorders Research	55,549	-
						<b>\$ 19,592,395</b>	<b>\$ 4,706,812</b>
Health and Human Services, Department of	Direct		5 A22HP311014709700	93.124	Nurse Anesthetist Traineeship	83,370	-
Health and Human Services, Department of	Pass-Through	Research Institute at Nationwide Children's Hospital	710040-0822-00/4607046-0-46	93.127	Emergency Medical Services for Children	-	-
Health and Human Services, Department of	Pass-Through	Research Institute at Nationwide Children's Hospital	710040-0823-00	93.127	Emergency Medical Services for Children	(5,379)	-
						(274)	-
						<b>\$ (5,653)</b>	<b>\$ -</b>
Health and Human Services, Department of	Direct		5 U48 DP006397-04-00	93.135	Centers for Research and Demonstration for Health Promotion and Disease Prevention	\$ 636,053	\$ 60,618
Health and Human Services, Department of	Direct		5 U48DP006791-02-00	93.135	Centers for Research and Demonstration for Health Promotion and Disease Prevention	579,005	26,266

**University of Michigan  
Schedule of Expenditures of Federal Awards  
For the Year Ended June 30, 2025**

Cluster Title/Federal Grantor/Program	Type	Pass-Through Grantor	Award Identifier	Assistance Listing Number	Assistance Listing Program Title	Federal Expenditures		Passed-Through to Subrecipients	
						\$		\$	
						\$	1,215,058	\$	86,884
Health and Human Services, Department of	Direct		1 R01 CE003592-01-00	93.136	Injury Prevention and Control Research and State and Community Based Programs	\$	464,108	\$	-
Health and Human Services, Department of	Direct		1 R49CE003552-01-00	93.136	Injury Prevention and Control Research and State and Community Based Programs		121,400		44,047
Health and Human Services, Department of	Direct		1 U01 CE003838-01-00	93.136	Injury Prevention and Control Research and State and Community Based Programs		7,570		-
Health and Human Services, Department of	Direct		5 R01 CE003294-03-00	93.136	Injury Prevention and Control Research and State and Community Based Programs		2,718		15,790
Health and Human Services, Department of	Direct		5 R01 CE003497-02	93.136	Injury Prevention and Control Research and State and Community Based Programs		419,222		-
Health and Human Services, Department of	Direct		5 R01 CE003536-03-00	93.136	Injury Prevention and Control Research and State and Community Based Programs		307,440		86,032
Health and Human Services, Department of	Direct		5 R01 CE003626-02-00	93.136	Injury Prevention and Control Research and State and Community Based Programs		215,377		-
Health and Human Services, Department of	Direct		5 R01CD003303-03	93.136	Injury Prevention and Control Research and State and Community Based Programs		409,491		-
Health and Human Services, Department of	Direct		5 R01CE003668-02-00	93.136	Injury Prevention and Control Research and State and Community Based Programs		202,946		22,866
Health and Human Services, Department of	Direct		5 R49 CE03085-04	93.136	Injury Prevention and Control Research and State and Community Based Programs		890,939		123,094
Health and Human Services, Department of	Direct		5 U01 CE003382-04-00	93.136	Injury Prevention and Control Research and State and Community Based Programs		1,551,869		-
Health and Human Services, Department of	Direct		5 U01 CE003527 03-00	93.136	Injury Prevention and Control Research and State and Community Based Programs		571,046		-
Health and Human Services, Department of	Direct		R01CE003629-03	93.136	Injury Prevention and Control Research and State and Community Based Programs		329,132		22,047
Health and Human Services, Department of	Pass-Through	Alaska, State of	1625-007	93.136	Injury Prevention and Control Research and State and Community Based Programs		57,232		-
Health and Human Services, Department of	Pass-Through	Douglas County Health Department	Agreement	93.136	Injury Prevention and Control Research and State and Community Based Programs		34,376		5,832
Health and Human Services, Department of	Pass-Through	Douglas County Health Department	NH28CE003549	93.136	Injury Prevention and Control Research and State and Community Based Programs		109,260		11,710
Health and Human Services, Department of	Pass-Through	Johns Hopkins University	2006033491	93.136	Injury Prevention and Control Research and State and Community Based Programs		79,091		-
Health and Human Services, Department of	Pass-Through	Michigan State University (MSU)	RC113249 - UM	93.136	Injury Prevention and Control Research and State and Community Based Programs		81,449		-
Health and Human Services, Department of	Pass-Through	Michigan, State of, Health and Human Services, Department of	E20221129-00 / BA	93.136	Injury Prevention and Control Research and State and Community Based Programs		(1,988)		-
Health and Human Services, Department of	Pass-Through	Michigan, State of, Health and Human Services, Department of	E20221130-00 / AW	93.136	Injury Prevention and Control Research and State and Community Based Programs		20		-
Health and Human Services, Department of	Pass-Through	Michigan, State of, Health and Human Services, Department of	E20242260 - 00 / BD	93.136	Injury Prevention and Control Research and State and Community Based Programs		58,439		-
Health and Human Services, Department of	Pass-Through	Michigan, State of, Health and Human Services, Department of	E20250195-00	93.136	Injury Prevention and Control Research and State and Community Based Programs		100,582		-
Health and Human Services, Department of	Pass-Through	Michigan, State of, Health and Human Services, Department of	E20252763-00 BE PRISMM-UM	93.136	Injury Prevention and Control Research and State and Community Based Programs		134,730		-
Health and Human Services, Department of	Pass-Through	Michigan, State of, Health and Human Services, Department of	E20253407-00 OPENED-UM	93.136	Injury Prevention and Control Research and State and Community Based Programs		125,465		-
Health and Human Services, Department of	Pass-Through	Michigan, State of, Health and Human Services, Department of	E20253892 -00 AZ OPRSB	93.136	Injury Prevention and Control Research and State and Community Based Programs		71,010		-
Health and Human Services, Department of	Pass-Through	Michigan, State of, Health and Human Services, Department of	Project CE (Opened-UM) E202444	93.136	Injury Prevention and Control Research and State and Community Based Programs		69,224		-
Health and Human Services, Department of	Pass-Through	Michigan, State of, Health and Human Services, Department of	Project CF (OPRSB-UM)	93.136	Injury Prevention and Control Research and State and Community Based Programs		47,272		-
Health and Human Services, Department of	Pass-Through	Nationwide Children's Hospital	710089-0825-SA2	93.136	Injury Prevention and Control Research and State and Community Based Programs		48,024		-
Health and Human Services, Department of	Pass-Through	The Johns Hopkins Hospital	2005825611	93.136	Injury Prevention and Control Research and State and Community Based Programs		13,878		-
Health and Human Services, Department of	Pass-Through	Henry Ford Health System	SUBCONTRACTOR AGREEMENT	93.137	Community Programs to Improve Minority Health	\$	6,521,322	\$	331,418
Health and Human Services, Department of	Pass-Through	Henry Ford Health System	Subcontractor Agreement	93.137	Community Programs to Improve Minority Health	\$	20,201	\$	-
						\$	60,476	\$	-
						\$	80,677	\$	-
Health and Human Services, Department of	Direct		5 R25 ES033042-05	93.143	NIEHS Superfund Hazardous Substances_Basic Research and Education	\$	194,830	\$	132,633
Health and Human Services, Department of	Pass-Through	Northeastern University	500880-78050	93.143	NIEHS Superfund Hazardous Substances_Basic Research and Education		(599)		-
Health and Human Services, Department of	Pass-Through	Northeastern University	500881-78050	93.143	NIEHS Superfund Hazardous Substances_Basic Research and Education		(72,944)		-
Health and Human Services, Department of	Pass-Through	Northeastern University	500948-78050	93.143	NIEHS Superfund Hazardous Substances_Basic Research and Education		41,271		-
Health and Human Services, Department of	Pass-Through	Northeastern University	GR2681	93.143	NIEHS Superfund Hazardous Substances_Basic Research and Education		108,266		-
Health and Human Services, Department of	Pass-Through	Northeastern University	GR2682	93.143	NIEHS Superfund Hazardous Substances_Basic Research and Education		166,904		-
Health and Human Services, Department of	Direct		6 R01 TS000327-03-01	93.161	Health Program for Toxic Substances and Disease Registry	\$	437,728	\$	132,633
Health and Human Services, Department of	Direct		6 R01 TS000339-03-03	93.161	Health Program for Toxic Substances and Disease Registry	\$	265,770	\$	-
						\$	185,044	\$	-

**University of Michigan  
Schedule of Expenditures of Federal Awards  
For the Year Ended June 30, 2025**

Cluster Title/Federal Grantor/Program	Type	Pass-Through Grantor	Award Identifier	Assistance Listing Number	Assistance Listing Program Title	Federal Expenditures	Passed-Through to Subrecipients
Health and Human Services, Department of	Direct		1 F31 HG012715-02	93.172	Human Genome Research	\$ 450,814	\$ -
Health and Human Services, Department of	Direct		1K99HG013676-02	93.172	Human Genome Research	102,626	-
Health and Human Services, Department of	Direct		5 K01 HG010496-05	93.172	Human Genome Research	(113)	-
Health and Human Services, Department of	Direct		5 K99 HG013600-02	93.172	Human Genome Research	96,829	-
Health and Human Services, Department of	Direct		5 R00 HG011542-05	93.172	Human Genome Research	142,261	-
Health and Human Services, Department of	Direct		5 R01 HG009124 08	93.172	Human Genome Research	369,318	-
Health and Human Services, Department of	Direct		5 R01 HG010731-06	93.172	Human Genome Research	251,659	82,949
Health and Human Services, Department of	Direct		5 R01 HG010883-05	93.172	Human Genome Research	193,796	28,999
Health and Human Services, Department of	Direct		5 R01 HG011031-04	93.172	Human Genome Research	354,183	-
Health and Human Services, Department of	Direct		5 R01 HG013104-03	93.172	Human Genome Research	392,445	-
Health and Human Services, Department of	Direct		5 R01 HG013876-02	93.172	Human Genome Research	396,558	253,374
Health and Human Services, Department of	Direct		5 R01HG0009976-05	93.172	Human Genome Research	67,713	23,760
Health and Human Services, Department of	Direct		5 R35 HG011279-05	93.172	Human Genome Research	246,674	-
Health and Human Services, Department of	Direct		5 U01 HG011952-05	93.172	Human Genome Research	876,021	-
Health and Human Services, Department of	Direct		7 R01 HG011469-04	93.172	Human Genome Research	550,464	-
Health and Human Services, Department of	Direct		T32 HG000040	93.172	Human Genome Research	599,901	-
Health and Human Services, Department of	Pass-Through	Stanford University	62446469-123432	93.172	Human Genome Research	(2,505)	-
Health and Human Services, Department of	Pass-Through	Stanford University	62984294-104913	93.172	Human Genome Research	170,672	-
Health and Human Services, Department of	Pass-Through	The Broad Institute Inc.	933-5500003050	93.172	Human Genome Research	37,817	-
Health and Human Services, Department of	Pass-Through	The Icahn School of Medicine at Mount Sinai (ISMMS)	0255-1611-4609	93.172	Human Genome Research	203,938	-
Health and Human Services, Department of	Pass-Through	The Jackson Laboratory	210354-0824-06	93.172	Human Genome Research	75,540	-
Health and Human Services, Department of	Pass-Through	University of Chicago	AWD102426 (SUB00000560)	93.172	Human Genome Research	95,977	-
						<b>\$ 5,219,893</b>	<b>\$ 389,082</b>
Health and Human Services, Department of	Direct		1 F31 DC021344-02	93.173	Research Related to Deafness and Communication Disorders	\$ 20,096	\$ -
Health and Human Services, Department of	Direct		1 F31 DC021618-03	93.173	Research Related to Deafness and Communication Disorders	61,804	-
Health and Human Services, Department of	Direct		1 F31 DC023101-01	93.173	Research Related to Deafness and Communication Disorders	4,704	-
Health and Human Services, Department of	Direct		1 R01 DC022763-01	93.173	Research Related to Deafness and Communication Disorders	47,060	-
Health and Human Services, Department of	Direct		1R13DC021894-01	93.173	Research Related to Deafness and Communication Disorders	59,500	-
Health and Human Services, Department of	Direct		2 F32 DC022162-02	93.173	Research Related to Deafness and Communication Disorders	67,244	-
Health and Human Services, Department of	Direct		5 K99 DC019415-02	93.173	Research Related to Deafness and Communication Disorders	(12,270)	-
Health and Human Services, Department of	Direct		5 R00 DC017472-05	93.173	Research Related to Deafness and Communication Disorders	221,085	-
Health and Human Services, Department of	Direct		5 R01 DC017962-05	93.173	Research Related to Deafness and Communication Disorders	431,110	111,634
Health and Human Services, Department of	Direct		5 R01 DC018032-05	93.173	Research Related to Deafness and Communication Disorders	426,290	-
Health and Human Services, Department of	Direct		5 R01 DC018167-05	93.173	Research Related to Deafness and Communication Disorders	158,101	-
Health and Human Services, Department of	Direct		5 R01 DC018284-05	93.173	Research Related to Deafness and Communication Disorders	458,423	71,362
Health and Human Services, Department of	Direct		5 R01 DC018404-05	93.173	Research Related to Deafness and Communication Disorders	577,752	263,140
Health and Human Services, Department of	Direct		5 R01 DC018500-05	93.173	Research Related to Deafness and Communication Disorders	268,716	-
Health and Human Services, Department of	Direct		5 R01 DC018797-04	93.173	Research Related to Deafness and Communication Disorders	385,220	-
Health and Human Services, Department of	Direct		5 R01 DC019090-05	93.173	Research Related to Deafness and Communication Disorders	484,474	-
Health and Human Services, Department of	Direct		5 R01 DC019371-05	93.173	Research Related to Deafness and Communication Disorders	649,362	13,577
Health and Human Services, Department of	Direct		5 R01 DC020717-03	93.173	Research Related to Deafness and Communication Disorders	533,154	-
Health and Human Services, Department of	Direct		5 R01 DC021416-02	93.173	Research Related to Deafness and Communication Disorders	377,503	81,889
Health and Human Services, Department of	Direct		5 R01 DC021596-03	93.173	Research Related to Deafness and Communication Disorders	921,371	386,613
Health and Human Services, Department of	Direct		5 R01 DC021687-02	93.173	Research Related to Deafness and Communication Disorders	418,989	-
Health and Human Services, Department of	Direct		5 R01DC018003-04	93.173	Research Related to Deafness and Communication Disorders	(9,712)	7,927
Health and Human Services, Department of	Direct		5 R13 DC017684-05	93.173	Research Related to Deafness and Communication Disorders	120,000	-
Health and Human Services, Department of	Direct		5 R21 DC019409-03	93.173	Research Related to Deafness and Communication Disorders	85,407	-
Health and Human Services, Department of	Direct		5 R21DC019429-03	93.173	Research Related to Deafness and Communication Disorders	93,881	48,360
Health and Human Services, Department of	Direct		5 R25 DC020262-03	93.173	Research Related to Deafness and Communication Disorders	199,746	-
Health and Human Services, Department of	Direct		5R01DC004084-22	93.173	Research Related to Deafness and Communication Disorders	454,581	123,709
Health and Human Services, Department of	Direct		5R01DC011277-15	93.173	Research Related to Deafness and Communication Disorders	711,987	-
Health and Human Services, Department of	Direct		5-R01-DC-017119-05	93.173	Research Related to Deafness and Communication Disorders	171,057	-
Health and Human Services, Department of	Direct		5R01DC018283-05	93.173	Research Related to Deafness and Communication Disorders	230,057	52,246
Health and Human Services, Department of	Direct		T32 DC000011	93.173	Research Related to Deafness and Communication Disorders	156,759	-
Health and Human Services, Department of	Pass-Through	Baylor University	DC014832/P700000412	93.173	Research Related to Deafness and Communication Disorders	224,460	-
Health and Human Services, Department of	Pass-Through	Boston University	450004025	93.173	Research Related to Deafness and Communication Disorders	98,453	-
Health and Human Services, Department of	Pass-Through	Massachusetts Eye and Ear	530026	93.173	Research Related to Deafness and Communication Disorders	11,856	-
Health and Human Services, Department of	Pass-Through	Massachusetts Eye and Ear	GR0531148-S01	93.173	Research Related to Deafness and Communication Disorders	423,886	-
Health and Human Services, Department of	Pass-Through	Prentke Romich Company	5020	93.173	Research Related to Deafness and Communication Disorders	232,048	-
Health and Human Services, Department of	Pass-Through	Syracuse University	34293-07126-S02	93.173	Research Related to Deafness and Communication Disorders	26,662	-
Health and Human Services, Department of	Pass-Through	The Ohio State University	SPC-1000006582 / GR127359	93.173	Research Related to Deafness and Communication Disorders	6,981	-
Health and Human Services, Department of	Pass-Through	The Ohio State University	SPC-1000006582 / GR127359	93.173	Research Related to Deafness and Communication Disorders	84,371	-
Health and Human Services, Department of	Pass-Through	University of Delaware	UDR0000197	93.173	Research Related to Deafness and Communication Disorders	159,681	-
Health and Human Services, Department of	Pass-Through	University of Pittsburgh-Of The Commonwealth System of Higher Education	AWD00005496 (137667-1)	93.173	Research Related to Deafness and Communication Disorders	102,236	-
						<b>\$ 10,144,085</b>	<b>\$ 1,160,457</b>
Health and Human Services, Department of	Direct		1 D19 HP45845 03	93.178	Nursing Workforce Diversity	\$ 532,923	\$ -
Health and Human Services, Department of	Direct		1 U01 IP001193-01-00	93.185	Immunization Research, Demonstration, Public Information and Education Training and Clinical Skills Improvement Projects	\$ 227,562	\$ -
Health and Human Services, Department of	Direct		5 U01 IP001138-04-00	93.185	Immunization Research, Demonstration, Public Information and Education Training and Clinical Skills Improvement Projects	245,359	1,924
Health and Human Services, Department of	Direct		5 U01 IP001138-05	93.185	Immunization Research, Demonstration, Public Information and Education Training and Clinical Skills Improvement Projects	524,066	126,878
Health and Human Services, Department of	Direct		5 U01 IP001193-04-00	93.185	Immunization Research, Demonstration, Public Information and Education Training and Clinical Skills Improvement Projects	1,512,037	292,979
Health and Human Services, Department of	Direct		5 U01IP001138-02-00	93.185	Immunization Research, Demonstration, Public Information and Education Training and Clinical Skills Improvement Projects	(9,534)	-

**University of Michigan  
Schedule of Expenditures of Federal Awards  
For the Year Ended June 30, 2025**

Cluster Title/Federal Grantor/Program	Type	Pass-Through Grantor	Award Identifier	Assistance Listing Number	Assistance Listing Program Title	Federal Expenditures	Passed-Through to Subrecipients
Health and Human Services, Department of	Direct		5 U01IP001198-03-00	93.185	Immunization Research, Demonstration, Public Information and Education Training and Clinical Skills Improvement Projects	521,688	71,452
Health and Human Services, Department of	Direct		6 U01 IP00113801-01	93.185	Immunization Research, Demonstration, Public Information and Education Training and Clinical Skills Improvement Projects	(164)	(164)
Health and Human Services, Department of	Direct		6 U01IP001104-03-02	93.185	Immunization Research, Demonstration, Public Information and Education Training and Clinical Skills Improvement Projects	411	-
Health and Human Services, Department of	Direct		6U01IP0010340402	93.185	Immunization Research, Demonstration, Public Information and Education Training and Clinical Skills Improvement Projects	208	-
						<u>\$ 3,021,633</u>	<u>\$ 493,069</u>
Health and Human Services, Department of	Pass-Through	Michigan State University (MSU)	RC107653-UM	93.197	Childhood Lead Poisoning Prevention Projects, State and Local Childhood Lead Poisoning Prevention and Surveillance of Blood Lead Levels in Children	\$ (4,054)	\$ -
Health and Human Services, Department of	Pass-Through	Michigan State University (MSU)	RC113817 - UM-ICPSR	93.197	Childhood Lead Poisoning Prevention Projects, State and Local Childhood Lead Poisoning Prevention and Surveillance of Blood Lead Levels in Children	1,634.00	-
Health and Human Services, Department of	Pass-Through	Michigan State University (MSU)	RC113817 - UM-CHEAR	93.197	Childhood Lead Poisoning Prevention Projects, State and Local Childhood Lead Poisoning Prevention and Surveillance of Blood Lead Levels in Children	104,310	-
						<u>\$ 101,890</u>	<u>\$ -</u>
Health and Human Services, Department of	Direct		1R01AT010797-01	93.213	Research and Training in Complementary and Integrative Health	\$ 71,226	\$ -
Health and Human Services, Department of	Direct		2 R25 MH136652-06	93.213	Research and Training in Complementary and Integrative Health	198,053	-
Health and Human Services, Department of	Direct		5 F31 AT013031-02	93.213	Research and Training in Complementary and Integrative Health	46,028	-
Health and Human Services, Department of	Direct		5 K2 4AT012644-02	93.213	Research and Training in Complementary and Integrative Health	100,265	-
Health and Human Services, Department of	Direct		5 R01 AT010060-05	93.213	Research and Training in Complementary and Integrative Health	532,027	26,114
Health and Human Services, Department of	Direct		5 R01 AT010381-05	93.213	Research and Training in Complementary and Integrative Health	767,231	43,325
Health and Human Services, Department of	Direct		5 R01 AT010817-05	93.213	Research and Training in Complementary and Integrative Health	88,302	-
Health and Human Services, Department of	Direct		5 R01 AT011341-04	93.213	Research and Training in Complementary and Integrative Health	586,976	872
Health and Human Services, Department of	Direct		5 R01 AT011652-05	93.213	Research and Training in Complementary and Integrative Health	650,724	-
Health and Human Services, Department of	Direct		5 R01 AT011665-05	93.213	Research and Training in Complementary and Integrative Health	657,063	61,181
Health and Human Services, Department of	Direct		5 R21 AT011782-02	93.213	Research and Training in Complementary and Integrative Health	193,883	-
Health and Human Services, Department of	Direct		5 R25 AT010664-03	93.213	Research and Training in Complementary and Integrative Health	6,389	-
Health and Human Services, Department of	Pass-Through	Beth Israel Deaconess Medical Center, Inc.	GR165913	93.213	Research and Training in Complementary and Integrative Health	39,000	-
Health and Human Services, Department of	Pass-Through	Beth Israel Deaconess Medical Center, Inc.	GR166783	93.213	Research and Training in Complementary and Integrative Health	86,433	-
Health and Human Services, Department of	Pass-Through	Duke University	303002522	93.213	Research and Training in Complementary and Integrative Health	5,762	-
Health and Human Services, Department of	Pass-Through	Duke University	303004100	93.213	Research and Training in Complementary and Integrative Health	40,834	-
Health and Human Services, Department of	Pass-Through	Duke University	A034217	93.213	Research and Training in Complementary and Integrative Health	(20)	-
Health and Human Services, Department of	Pass-Through	Michigan State University (MSU)	RC115611UM	93.213	Research and Training in Complementary and Integrative Health	3,275	-
Health and Human Services, Department of	Pass-Through	The Ohio State University	GR125248/ SPC-1000006038	93.213	Research and Training in Complementary and Integrative Health	49	-
Health and Human Services, Department of	Pass-Through	The Trustees of The University of Pennsylvania	501272	93.213	Research and Training in Complementary and Integrative Health	96,626	-
Health and Human Services, Department of	Pass-Through	The University of Illinois at Chicago	19674	93.213	Research and Training in Complementary and Integrative Health	19,773	-
Health and Human Services, Department of	Pass-Through	Transstimulation Research Inc	R44AT011380	93.213	Research and Training in Complementary and Integrative Health	(55,713)	-
Health and Human Services, Department of	Pass-Through	University of Alabama at Birmingham (UAB)	000533020-SC008	93.213	Research and Training in Complementary and Integrative Health	30,667	-
Health and Human Services, Department of	Pass-Through	Yale University	CON-80003797 (GR117310)	93.213	Research and Training in Complementary and Integrative Health	73,841	-
						<u>\$ 4,238,694</u>	<u>\$ 131,492</u>
Health and Human Services, Department of	Direct		T32 HS000053	93.225	National Research Service Awards Health Services Research Training	\$ 850,238	\$ -
Health and Human Services, Department of	Direct		1 R01 HS030246-01	93.226	Research on Healthcare Costs, Quality and Outcomes	\$ 305,551	\$ -
Health and Human Services, Department of	Direct		1 R03 HS029196-01A1	93.226	Research on Healthcare Costs, Quality and Outcomes	(27)	-
Health and Human Services, Department of	Direct		1R01HS028806-02	93.226	Research on Healthcare Costs, Quality and Outcomes	81,633	60,126
Health and Human Services, Department of	Direct		5 F32 HS028748-02	93.226	Research on Healthcare Costs, Quality and Outcomes	3,018	-
Health and Human Services, Department of	Direct		5 K01 HS027830-05	93.226	Research on Healthcare Costs, Quality and Outcomes	139,386	-
Health and Human Services, Department of	Direct		5 K01 HS029523-02	93.226	Research on Healthcare Costs, Quality and Outcomes	155,321	-
Health and Human Services, Department of	Direct		5 K08 HS026772-05	93.226	Research on Healthcare Costs, Quality and Outcomes	47,755	-
Health and Human Services, Department of	Direct		5 K08 HS027632-05	93.226	Research on Healthcare Costs, Quality and Outcomes	139,036	-
Health and Human Services, Department of	Direct		5 K08 HS027640-05	93.226	Research on Healthcare Costs, Quality and Outcomes	173,116	-
Health and Human Services, Department of	Direct		5 K08 HS027653-05	93.226	Research on Healthcare Costs, Quality and Outcomes	180,937	-
Health and Human Services, Department of	Direct		5 K08 HS028474-04	93.226	Research on Healthcare Costs, Quality and Outcomes	160,286	41,937
Health and Human Services, Department of	Direct		5 K08 HS028817-03	93.226	Research on Healthcare Costs, Quality and Outcomes	164,598	-
Health and Human Services, Department of	Direct		5 P30 HS029742-02	93.226	Research on Healthcare Costs, Quality and Outcomes	793,654	-
Health and Human Services, Department of	Direct		5 R01 026908-05	93.226	Research on Healthcare Costs, Quality and Outcomes	261,688	65,823
Health and Human Services, Department of	Direct		5 R01 HS025365-05	93.226	Research on Healthcare Costs, Quality and Outcomes	(12,402)	-
Health and Human Services, Department of	Direct		5 R01 HS025451-05	93.226	Research on Healthcare Costs, Quality and Outcomes	(134)	-
Health and Human Services, Department of	Direct		5 R01 HS026912-05	93.226	Research on Healthcare Costs, Quality and Outcomes	304,365	-
Health and Human Services, Department of	Direct		5 R01 HS027183-05	93.226	Research on Healthcare Costs, Quality and Outcomes	193,184	-
Health and Human Services, Department of	Direct		5 R01 HS027431-05	93.226	Research on Healthcare Costs, Quality and Outcomes	234,345	-
Health and Human Services, Department of	Direct		5 R01 HS027788-05	93.226	Research on Healthcare Costs, Quality and Outcomes	533,914	-
Health and Human Services, Department of	Direct		5 R01 HS027846-05	93.226	Research on Healthcare Costs, Quality and Outcomes	419,500	198,993
Health and Human Services, Department of	Direct		5 R01 HS028397-04	93.226	Research on Healthcare Costs, Quality and Outcomes	505,248	-
Health and Human Services, Department of	Direct		5 R01 HS028438-02	93.226	Research on Healthcare Costs, Quality and Outcomes	35,203	60,037
Health and Human Services, Department of	Direct		5 R01 HS028606-04	93.226	Research on Healthcare Costs, Quality and Outcomes	394,808	-
Health and Human Services, Department of	Direct		5 R01 HS028975-03	93.226	Research on Healthcare Costs, Quality and Outcomes	541,744	93,913
Health and Human Services, Department of	Direct		5 R01 HS029026-03	93.226	Research on Healthcare Costs, Quality and Outcomes	663,966	52,963
Health and Human Services, Department of	Direct		5 R01 HS029159-03	93.226	Research on Healthcare Costs, Quality and Outcomes	340,817	136,509
Health and Human Services, Department of	Direct		5 R01 HS029306-03	93.226	Research on Healthcare Costs, Quality and Outcomes	423,352	-
Health and Human Services, Department of	Direct		5 R01 HS029313-03	93.226	Research on Healthcare Costs, Quality and Outcomes	383,835	142,763
Health and Human Services, Department of	Direct		5 R01 HS029343-03	93.226	Research on Healthcare Costs, Quality and Outcomes	268,049	-
Health and Human Services, Department of	Direct		5 R01 HS029656-03	93.226	Research on Healthcare Costs, Quality and Outcomes	453,619	236,876

**University of Michigan  
Schedule of Expenditures of Federal Awards  
For the Year Ended June 30, 2025**

Cluster Title/Federal Grantor/Program	Type	Pass-Through Grantor	Award Identifier	Assistance Listing Number	Assistance Listing Program Title	Federal Expenditures	Passed-Through to Subrecipients
Health and Human Services, Department of	Direct		5 R01HS026725-05	93.226	Research on Healthcare Costs, Quality and Outcomes	109,996	77,065
Health and Human Services, Department of	Direct		5 R01HS027785-04	93.226	Research on Healthcare Costs, Quality and Outcomes	394,572	30,825
Health and Human Services, Department of	Direct		5 R18 HS026622-04	93.226	Research on Healthcare Costs, Quality and Outcomes	(20,362)	29,914
Health and Human Services, Department of	Direct		5 R18 HS026874-03	93.226	Research on Healthcare Costs, Quality and Outcomes	-	(10,380)
Health and Human Services, Department of	Direct		5 R18 HS027902-03	93.226	Research on Healthcare Costs, Quality and Outcomes	144,187	130,872
Health and Human Services, Department of	Direct		5 R18 HS028562-03	93.226	Research on Healthcare Costs, Quality and Outcomes	196,461	-
Health and Human Services, Department of	Direct		5 R18 HS028786-03	93.226	Research on Healthcare Costs, Quality and Outcomes	458,552	-
Health and Human Services, Department of	Direct		5 R18 HS028787-03	93.226	Research on Healthcare Costs, Quality and Outcomes	1,166,884	-
Health and Human Services, Department of	Direct		5 R18 HS028963-04	93.226	Research on Healthcare Costs, Quality and Outcomes	523,023	-
Health and Human Services, Department of	Direct		T32 HS000053	93.226	Research on Healthcare Costs, Quality and Outcomes	(134,576)	-
Health and Human Services, Department of	Pass-Through	Baylor College of Medicine	P700000132	93.226	Research on Healthcare Costs, Quality and Outcomes	(4,358)	-
Health and Human Services, Department of	Pass-Through	Baylor College of Medicine	P700001150	93.226	Research on Healthcare Costs, Quality and Outcomes	26,732	-
Health and Human Services, Department of	Pass-Through	Brown University	00002247	93.226	Research on Healthcare Costs, Quality and Outcomes	(3,975)	-
Health and Human Services, Department of	Pass-Through	Cleveland Clinic Foundation (CCF)	1469-SUB	93.226	Research on Healthcare Costs, Quality and Outcomes	22,543	-
Health and Human Services, Department of	Pass-Through	Cleveland Clinic Foundation (CCF)	1469-SUB	93.226	Research on Healthcare Costs, Quality and Outcomes	47,465	-
Health and Human Services, Department of	Pass-Through	Northwestern University	60066211 UMICH	93.226	Research on Healthcare Costs, Quality and Outcomes	29,867	-
Health and Human Services, Department of	Pass-Through	Stanford University	62606479-132710	93.226	Research on Healthcare Costs, Quality and Outcomes	(8,263)	-
Health and Human Services, Department of	Pass-Through	Stanford University	62606479-132710	93.226	Research on Healthcare Costs, Quality and Outcomes	24,766	-
Health and Human Services, Department of	Pass-Through	University of North Carolina at Chapel Hill	5122850	93.226	Research on Healthcare Costs, Quality and Outcomes	32,723	-
Health and Human Services, Department of	Pass-Through	University of Utah	10057482-04	93.226	Research on Healthcare Costs, Quality and Outcomes	(3,753)	-
Health and Human Services, Department of	Pass-Through	University of Utah	10061646-01-UM	93.226	Research on Healthcare Costs, Quality and Outcomes	38,075	-
Health and Human Services, Department of	Pass-Through	University of Utah	10061646-01-UM / U000453782	93.226	Research on Healthcare Costs, Quality and Outcomes	1,859	-
Health and Human Services, Department of	Pass-Through	University of Utah	10067011-01-UM	93.226	Research on Healthcare Costs, Quality and Outcomes	34,440	-
Health and Human Services, Department of	Pass-Through	University of Utah	10067011-01-UM	93.226	Research on Healthcare Costs, Quality and Outcomes	109,181	-
Health and Human Services, Department of	Pass-Through	Washington University School of Medicine in St. Louis	PO ST00000571/WU-21-236-MOD-1	93.226	Research on Healthcare Costs, Quality and Outcomes	(48,266)	-
Health and Human Services, Department of	Pass-Through	Washington University School of Medicine in St. Louis	WU-22-0389 PO ST00006656	93.226	Research on Healthcare Costs, Quality and Outcomes	(40,714)	-
Health and Human Services, Department of	Pass-Through	Washington University School of Medicine in St. Louis	WU-23-0140	93.226	Research on Healthcare Costs, Quality and Outcomes	(12,345)	-
Health and Human Services, Department of	Pass-Through	Washington University School of Medicine in St. Louis	WU-24-0155	93.226	Research on Healthcare Costs, Quality and Outcomes	46,032	-
Health and Human Services, Department of	Pass-Through	Western Michigan University School Of Medicine	500.081B	93.226	Research on Healthcare Costs, Quality and Outcomes	9,572	-
						<b>\$ 11,419,303</b>	<b>\$ 1,358,616</b>
Health and Human Services, Department of	Direct		1 R61HL151952-01A1	93.233	National Center on Sleep Disorders Research	(2,050)	-
Health and Human Services, Department of	Direct		5 K01 HL144914-05	93.233	National Center on Sleep Disorders Research	44,221	-
Health and Human Services, Department of	Direct		5 K01 HL151673-05	93.233	National Center on Sleep Disorders Research	166,336	-
Health and Human Services, Department of	Direct		5 K08 HL147377-05	93.233	National Center on Sleep Disorders Research	67,242	-
Health and Human Services, Department of	Direct		5 K23HL153897-05	93.233	National Center on Sleep Disorders Research	184,255	-
Health and Human Services, Department of	Direct		5 R01 IHL174547 02	93.233	National Center on Sleep Disorders Research	378,620	-
Health and Human Services, Department of	Direct		5 R01 HL152741-04	93.233	National Center on Sleep Disorders Research	403,689	-
Health and Human Services, Department of	Direct		5 R01 HL164755-03	93.233	National Center on Sleep Disorders Research	923,707	24,789
Health and Human Services, Department of	Direct		5 R01 HL172785-02	93.233	National Center on Sleep Disorders Research	400,448	8,232
Health and Human Services, Department of	Direct		5 R33 HL151952-05	93.233	National Center on Sleep Disorders Research	642,768	39,865
Health and Human Services, Department of	Pass-Through	Children's Hospital Medical Center dba Cincinnati Children's Hospital Medical Center	OS00000268/400186	93.233	National Center on Sleep Disorders Research	55,527	-
Health and Human Services, Department of	Pass-Through	Children's Hospital Medical Center dba Cincinnati Children's Hospital Medical Center	OS00000971	93.233	National Center on Sleep Disorders Research	179,012	-
Health and Human Services, Department of	Pass-Through	Hektoen Institute for Medical Research, The	50639-R01-UMICH01	93.233	National Center on Sleep Disorders Research	(56)	-
Health and Human Services, Department of	Pass-Through	Henry Ford Health System	B11258	93.233	National Center on Sleep Disorders Research	17,469	-
Health and Human Services, Department of	Pass-Through	Henry Ford Health System	B11258	93.233	National Center on Sleep Disorders Research	107,941	-
Health and Human Services, Department of	Pass-Through	Henry Ford Health System	B21205 UM	93.233	National Center on Sleep Disorders Research	(664)	-
Health and Human Services, Department of	Pass-Through	Henry Ford Health System	B21205 UM	93.233	National Center on Sleep Disorders Research	18,246	-
Health and Human Services, Department of	Pass-Through	Oregon Health and Science University	1021452 UMICH	93.233	National Center on Sleep Disorders Research	6,341	-
Health and Human Services, Department of	Pass-Through	Oregon Health and Science University	1021452 UMICH	93.233	National Center on Sleep Disorders Research	67,233	-
Health and Human Services, Department of	Pass-Through	Oregon Health and Science University	1022612 UMICH	93.233	National Center on Sleep Disorders Research	35,631	-
Health and Human Services, Department of	Pass-Through	The Trustees of The University of Pennsylvania	5212529	93.233	National Center on Sleep Disorders Research	(158)	-
Health and Human Services, Department of	Pass-Through	The Trustees of The University of Pennsylvania	5457885	93.233	National Center on Sleep Disorders Research	63,354	-
Health and Human Services, Department of	Pass-Through	University of Washington	UWSC14613	93.233	National Center on Sleep Disorders Research	35,492	-
Health and Human Services, Department of	Pass-Through	University of Washington	UWSC14613	93.233	National Center on Sleep Disorders Research	17,341	-
						<b>\$ 3,811,945</b>	<b>\$ 72,886</b>
Health and Human Services, Department of	Pass-Through	University of Wisconsin	0000001889	93.239	Policy Research and Evaluation Grants	18,205	-
Health and Human Services, Department of	Pass-Through	University of Wisconsin	0000003055	93.239	Policy Research and Evaluation Grants	7,889	-
Health and Human Services, Department of	Pass-Through	University of Wisconsin	0000003058	93.239	Policy Research and Evaluation Grants	6,713	-
Health and Human Services, Department of	Pass-Through	University of Wisconsin	0000004133	93.239	Policy Research and Evaluation Grants	9,129	-
Health and Human Services, Department of	Pass-Through	University of Wisconsin	0000004134	93.239	Policy Research and Evaluation Grants	13,451	-
						<b>\$ 55,387</b>	<b>\$ -</b>
Health and Human Services, Department of	Direct		1 DP2 MH132939-01	93.242	Mental Health Research Grants	504,157	-
Health and Human Services, Department of	Direct		1 F31 MH132287-02	93.242	Mental Health Research Grants	62,819	-
Health and Human Services, Department of	Direct		1 K23 MH131601-03	93.242	Mental Health Research Grants	198,296	-
Health and Human Services, Department of	Direct		1 R01 MH130348-04	93.242	Mental Health Research Grants	602,348	-
Health and Human Services, Department of	Direct		1 R01 MH139216-01	93.242	Mental Health Research Grants	28,578	-
Health and Human Services, Department of	Direct		1 R21 MH121974-01	93.242	Mental Health Research Grants	(81)	-
Health and Human Services, Department of	Direct		1 R21 MH130939-02	93.242	Mental Health Research Grants	275,021	-
Health and Human Services, Department of	Direct		1 R21 MH135290-01A1	93.242	Mental Health Research Grants	157,381	-
Health and Human Services, Department of	Direct		1 R34 MH123609-01	93.242	Mental Health Research Grants	92,718	-
Health and Human Services, Department of	Direct		1 R34 MH130207-01	93.242	Mental Health Research Grants	374,778	92,059
Health and Human Services, Department of	Direct		1 R61 MH125757-01	93.242	Mental Health Research Grants	(14,909)	-
Health and Human Services, Department of	Direct		1 RFI MH 123199-01	93.242	Mental Health Research Grants	31,845	-
Health and Human Services, Department of	Direct		1 RFI MH133764-01	93.242	Mental Health Research Grants	891,210	88,262
Health and Human Services, Department of	Direct		1 RFI MH123402-01	93.242	Mental Health Research Grants	494,304	236,151
Health and Human Services, Department of	Direct		1 RFI MH124611-01	93.242	Mental Health Research Grants	258,311	23,021
Health and Human Services, Department of	Direct		1K18MH135466-01	93.242	Mental Health Research Grants	156,455	-
Health and Human Services, Department of	Direct		1K23MH131761-04	93.242	Mental Health Research Grants	174,399	-

**University of Michigan  
Schedule of Expenditures of Federal Awards  
For the Year Ended June 30, 2025**

Cluster Title/Federal Grantor/Program	Type	Pass-Through Grantor	Award Identifier	Assistance Listing Number	Assistance Listing Program Title	Federal Expenditures	Passed-Through to Subrecipients
Health and Human Services, Department of	Direct		IK23MH133063-02	93.242	Mental Health Research Grants	163,029	-
Health and Human Services, Department of	Direct		IR01MH130411-02	93.242	Mental Health Research Grants	748,105	-
Health and Human Services, Department of	Direct		IR01MH131592-02	93.242	Mental Health Research Grants	797,690	288,877
Health and Human Services, Department of	Direct		IR01MH133587-03	93.242	Mental Health Research Grants	768,844	344,515
Health and Human Services, Department of	Direct		IR01MH137012-02	93.242	Mental Health Research Grants	187,481	-
Health and Human Services, Department of	Direct		IR01MH137443-01	93.242	Mental Health Research Grants	632,248	22,050
Health and Human Services, Department of	Direct		IR21MH134035-01	93.242	Mental Health Research Grants	133,449	-
Health and Human Services, Department of	Direct		IR34MH132808-03	93.242	Mental Health Research Grants	231,393	-
Health and Human Services, Department of	Direct		IRF1MH120005-01	93.242	Mental Health Research Grants	1,222	-
Health and Human Services, Department of	Direct		4 R00 MH121577-03	93.242	Mental Health Research Grants	80,189	-
Health and Human Services, Department of	Direct		5 F31 MH126511-03	93.242	Mental Health Research Grants	(40,088)	-
Health and Human Services, Department of	Direct		5 F31 MH131373-03	93.242	Mental Health Research Grants	48,620	-
Health and Human Services, Department of	Direct		5 F31 MH135708-02	93.242	Mental Health Research Grants	53,075	-
Health and Human Services, Department of	Direct		5 K01 MH126079 04	93.242	Mental Health Research Grants	77,974	-
Health and Human Services, Department of	Direct		5 R01 MH063649-20	93.242	Mental Health Research Grants	274,595	-
Health and Human Services, Department of	Direct		5 R01 MH101459-10	93.242	Mental Health Research Grants	(64,555)	-
Health and Human Services, Department of	Direct		5 R01 MH112458-06	93.242	Mental Health Research Grants	68,453	64,510
Health and Human Services, Department of	Direct		5 R01 MH114203-05	93.242	Mental Health Research Grants	10,854	-
Health and Human Services, Department of	Direct		5 R01 MH115765-04	93.242	Mental Health Research Grants	135,686	109,336
Health and Human Services, Department of	Direct		5 R01 MH120124-04	93.242	Mental Health Research Grants	(2,023)	-
Health and Human Services, Department of	Direct		5 R01 MH121079-05	93.242	Mental Health Research Grants	1,094,986	1,784
Health and Human Services, Department of	Direct		5 R01 MH121531-04	93.242	Mental Health Research Grants	389,522	22,729
Health and Human Services, Department of	Direct		5 R01 MH123388 05	93.242	Mental Health Research Grants	827,006	88,245
Health and Human Services, Department of	Direct		5 R01 MH123392-05	93.242	Mental Health Research Grants	593,001	432,719
Health and Human Services, Department of	Direct		5 R01 MH123458-05	93.242	Mental Health Research Grants	322,298	-
Health and Human Services, Department of	Direct		5 R01 MH126287-04	93.242	Mental Health Research Grants	589,852	-
Health and Human Services, Department of	Direct		5 R01 MH126960-05	93.242	Mental Health Research Grants	498,954	147,563
Health and Human Services, Department of	Direct		5 R01 MH128198-04	93.242	Mental Health Research Grants	1,092,624	-
Health and Human Services, Department of	Direct		5 R01 MH129175-04	93.242	Mental Health Research Grants	688,969	471,723
Health and Human Services, Department of	Direct		5 R01 MH129282-04	93.242	Mental Health Research Grants	287,248	-
Health and Human Services, Department of	Direct		5 R01 MH130158-03	93.242	Mental Health Research Grants	668,949	19,259
Health and Human Services, Department of	Direct		5 R01 MH131617-04	93.242	Mental Health Research Grants	598,604	-
Health and Human Services, Department of	Direct		5 R01 MH132656-03	93.242	Mental Health Research Grants	540,823	177,451
Health and Human Services, Department of	Direct		5 R01 MH132937 02	93.242	Mental Health Research Grants	637,956	-
Health and Human Services, Department of	Direct		5 R01 MH133632-02	93.242	Mental Health Research Grants	774,001	-
Health and Human Services, Department of	Direct		5 R01 MH135425-02	93.242	Mental Health Research Grants	781,143	110,524
Health and Human Services, Department of	Direct		5 R01 MH135565-03	93.242	Mental Health Research Grants	316,171	-
Health and Human Services, Department of	Direct		5 R01 MH136768-02	93.242	Mental Health Research Grants	715,076	57,446
Health and Human Services, Department of	Direct		5 R01 MH137064-02	93.242	Mental Health Research Grants	454,857	19,780
Health and Human Services, Department of	Direct		5 R01MH119346-05	93.242	Mental Health Research Grants	155,240	-
Health and Human Services, Department of	Direct		5 R01MH126137-05	93.242	Mental Health Research Grants	538,114	-
Health and Human Services, Department of	Direct		5 R01MH126693-04	93.242	Mental Health Research Grants	382,124	32,075
Health and Human Services, Department of	Direct		5 R21 MH126756-02	93.242	Mental Health Research Grants	22,393	6,868
Health and Human Services, Department of	Direct		5 R21 MH127485 02	93.242	Mental Health Research Grants	(86,935)	-
Health and Human Services, Department of	Direct		5 R21 MH129909-02	93.242	Mental Health Research Grants	71,116	-
Health and Human Services, Department of	Direct		5 R21 MH132901-02	93.242	Mental Health Research Grants	148,481	-
Health and Human Services, Department of	Direct		5 R34 MH124767-03	93.242	Mental Health Research Grants	57,964	-
Health and Human Services, Department of	Direct		5 R34 MH133057-02	93.242	Mental Health Research Grants	131,456	-
Health and Human Services, Department of	Direct		5 R34 MH135799 02	93.242	Mental Health Research Grants	180,691	16,023
Health and Human Services, Department of	Direct		5 U01 MN136025 02	93.242	Mental Health Research Grants	3,425,183	-
Health and Human Services, Department of	Direct		5K01MH133504-02	93.242	Mental Health Research Grants	35,581	-
Health and Human Services, Department of	Direct		5R01MH118634-05	93.242	Mental Health Research Grants	437,683	324
Health and Human Services, Department of	Direct		5R01MH125857-05	93.242	Mental Health Research Grants	664,228	108,088
Health and Human Services, Department of	Direct		5R01MH126871-05	93.242	Mental Health Research Grants	772,896	285,026
Health and Human Services, Department of	Direct		5R21MH131527-02	93.242	Mental Health Research Grants	128,658	61,154
Health and Human Services, Department of	Direct		5R21MH136155-02	93.242	Mental Health Research Grants	267,358	14,464
Health and Human Services, Department of	Direct		5R25MH126703-05	93.242	Mental Health Research Grants	183,646	-
Health and Human Services, Department of	Direct		5R34MH131722-03	93.242	Mental Health Research Grants	220,348	-
Health and Human Services, Department of	Direct		7 K01 MH107774-05	93.242	Mental Health Research Grants	(453)	-
Health and Human Services, Department of	Direct		7 R01 MH131551 03	93.242	Mental Health Research Grants	189,256	-
Health and Human Services, Department of	Direct		7 R34 MH134937-02	93.242	Mental Health Research Grants	1,087	-
Health and Human Services, Department of	Pass-Through	Children's Hospital Corporation dba Boston Children's Hospital	8U01MH136558	93.242	Mental Health Research Grants	76,291	-
Health and Human Services, Department of	Pass-Through	Children's Hospital Corporation dba Boston Children's Hospital	GENFD0002606170	93.242	Mental Health Research Grants	108,070	-
Health and Human Services, Department of	Pass-Through	Emory University	A621472	93.242	Mental Health Research Grants	13,937	-
Health and Human Services, Department of	Pass-Through	Emory University	A962696	93.242	Mental Health Research Grants	83,110	-
Health and Human Services, Department of	Pass-Through	Henry Ford Health + Michigan State University Health Sciences	RC116967UM	93.242	Mental Health Research Grants	41,598	-
Health and Human Services, Department of	Pass-Through	Henry Ford Health System	B11239UM	93.242	Mental Health Research Grants	826	-
Health and Human Services, Department of	Pass-Through	Henry Ford Health System	B11254 UM	93.242	Mental Health Research Grants	41,294	-
Health and Human Services, Department of	Pass-Through	Indiana University-Purdue University Indianapolis (IUPUI)	8819-UM	93.242	Mental Health Research Grants	54,903	-
Health and Human Services, Department of	Pass-Through	Johns Hopkins University	2005819334	93.242	Mental Health Research Grants	257,683	-
Health and Human Services, Department of	Pass-Through	Michigan State University (MSU)	RC109167UM	93.242	Mental Health Research Grants	60,003	-
Health and Human Services, Department of	Pass-Through	Michigan State University (MSU)	RC114347UM	93.242	Mental Health Research Grants	4,458	-
Health and Human Services, Department of	Pass-Through	New York University	F2182-04 / iB00623548	93.242	Mental Health Research Grants	114,647	-
Health and Human Services, Department of	Pass-Through	Oui Therapeutics	Roundtable Research Agreement	93.242	Mental Health Research Grants	34,225	-
Health and Human Services, Department of	Pass-Through	Poisera	Research Agreement	93.242	Mental Health Research Grants	206,128	-
Health and Human Services, Department of	Pass-Through	Regents of the University of California	2022-1659	93.242	Mental Health Research Grants	14,602	-
Health and Human Services, Department of	Pass-Through	Research Foundation for Mental Hygiene, Inc.	160829	93.242	Mental Health Research Grants	66,528	-
Health and Human Services, Department of	Pass-Through	Research Institute at Nationwide Children's Hospital	700258-0424-00	93.242	Mental Health Research Grants	(210)	-

**University of Michigan  
Schedule of Expenditures of Federal Awards  
For the Year Ended June 30, 2025**

Cluster Title/Federal Grantor/Program	Type	Pass-Through Grantor	Award Identifier	Assistance Listing Number	Assistance Listing Program Title	Federal Expenditures	Passed-Through to Subrecipients
Health and Human Services, Department of	Pass-Through	Research Institute at Nationwide Children's Hospital	700258-0425-SA3	93.242	Mental Health Research Grants	19,862	-
Health and Human Services, Department of	Pass-Through	Rutgers, The State University of New Jersey	SUB00002577	93.242	Mental Health Research Grants	8,305	-
Health and Human Services, Department of	Pass-Through	Simmerion L.L.C.	5076-UM	93.242	Mental Health Research Grants	177,351	-
Health and Human Services, Department of	Pass-Through	Texas A & M University	M2200256	93.242	Mental Health Research Grants	38,715	-
Health and Human Services, Department of	Pass-Through	The Broad Institute Inc.	5001586-5500001846	93.242	Mental Health Research Grants	43	-
Health and Human Services, Department of	Pass-Through	The Broad Institute Inc.	5001586-5500001846	93.242	Mental Health Research Grants	290,401	-
Health and Human Services, Department of	Pass-Through	The General Hospital Corporation dba The Massachusetts General Hospital	245597	93.242	Mental Health Research Grants	66,221	-
Health and Human Services, Department of	Pass-Through	The Ohio State University	SPC-1000012760   GR133376	93.242	Mental Health Research Grants	17,320	-
Health and Human Services, Department of	Pass-Through	The Ohio State University	SPC-1000013375   GR135420	93.242	Mental Health Research Grants	21,346	-
Health and Human Services, Department of	Pass-Through	The Trustees of Columbia University In The City of New York dba Columbia University	3(GG013838-01)SAPOG18800	93.242	Mental Health Research Grants	94,366	-
Health and Human Services, Department of	Pass-Through	The University of Western Australia	Subaward of R01MH118218	93.242	Mental Health Research Grants	6,827	-
Health and Human Services, Department of	Pass-Through	The Washington University dba Washington University In St. Louis	WU-22-0245 ST00004387	93.242	Mental Health Research Grants	65,570	-
Health and Human Services, Department of	Pass-Through	The Washington University dba Washington University In St. Louis	WU-22-0375 PO# ST00006715	93.242	Mental Health Research Grants	25,165	-
Health and Human Services, Department of	Pass-Through	University of Alabama at Birmingham (UAB)	000518108-SC002	93.242	Mental Health Research Grants	16,871	-
Health and Human Services, Department of	Pass-Through	University of Alaska Fairbanks	UAF 20-0116	93.242	Mental Health Research Grants	70,132	-
Health and Human Services, Department of	Pass-Through	University of Iowa	S00482-02	93.242	Mental Health Research Grants	10,167	9,387
Health and Human Services, Department of	Pass-Through	University of Notre Dame, The	204596UM	93.242	Mental Health Research Grants	31,992	-
Health and Human Services, Department of	Pass-Through	University of Pittsburgh-Of The Commonwealth System of Higher Education	AWD00007266 (139175-2)	93.242	Mental Health Research Grants	11,462	-
Health and Human Services, Department of	Pass-Through	University of Toledo	N-2022-54	93.242	Mental Health Research Grants	19,105	-
Health and Human Services, Department of	Pass-Through	University of Washington	SP50MH126219-04 / UWSCI4848	93.242	Mental Health Research Grants	3,323	-
Health and Human Services, Department of	Pass-Through	University of Washington	UWSC12860 / BPO57140	93.242	Mental Health Research Grants	111,794	-
Health and Human Services, Department of	Pass-Through	University of Washington	UWSC14687	93.242	Mental Health Research Grants	4,432	-
Health and Human Services, Department of	Pass-Through	University of Washington	UWSC14687	93.242	Mental Health Research Grants	42,831	-
						\$ 30,735,250	\$ 3,351,413
Health and Human Services, Department of	Direct		1H79TI087366-01	93.243	Substance Abuse and Mental Health Services Projects of Regional and National Significance	\$ 95,732	\$ 10,591
Health and Human Services, Department of	Direct		6H79TI083999-03	93.243	Substance Abuse and Mental Health Services Projects of Regional and National Significance	56,998	-
Health and Human Services, Department of	Pass-Through	American Academy of Pediatrics	PO 101917	93.243	Substance Abuse and Mental Health Services Projects of Regional and National Significance	150,351	-
Health and Human Services, Department of	Pass-Through	American Academy of Pediatrics	PO# 101509	93.243	Substance Abuse and Mental Health Services Projects of Regional and National Significance	36,943	-
Health and Human Services, Department of	Pass-Through	American Academy of Pediatrics	TBD	93.243	Substance Abuse and Mental Health Services Projects of Regional and National Significance	(151)	-
Health and Human Services, Department of	Pass-Through	Michigan, State of, Education, Department of	21000000315	93.243	Substance Abuse and Mental Health Services Projects of Regional and National Significance	215,299	-
Health and Human Services, Department of	Pass-Through	Michigan, State of, Health and Human Services, Department of	E20242263-00 / BU	93.243	Substance Abuse and Mental Health Services Projects of Regional and National Significance	15,226	-
Health and Human Services, Department of	Pass-Through	Michigan, State of, Health and Human Services, Department of	E20254418-00 BT SUICIDE-UM	93.243	Substance Abuse and Mental Health Services Projects of Regional and National Significance	145,594	-
Health and Human Services, Department of	Pass-Through	University of Alaska Fairbanks	UAF 24-0100	93.243	Substance Abuse and Mental Health Services Projects of Regional and National Significance	(2,482)	-
Health and Human Services, Department of	Pass-Through	University of Alaska Fairbanks	UAF 25-0065	93.243	Substance Abuse and Mental Health Services Projects of Regional and National Significance	58,482	-
						\$ 771,992	\$ 10,591
Health and Human Services, Department of	Direct		4 T14 HP33200-04-04	93.247	Advanced Nursing Education Workforce Grant Program	\$ 11,169	\$ 3,300
Health and Human Services, Department of	Direct		5 T68 HP52010-03-00	93.247	Advanced Nursing Education Workforce Grant Program	1,013,905	131,091
Health and Human Services, Department of	Direct		5 T96 HP420617057900	93.247	Advanced Nursing Education Workforce Grant Program	440,198	-
Health and Human Services, Department of	Direct		5 T96 HP42061-03	93.247	Advanced Nursing Education Workforce Grant Program	1,563	-
						\$ 1,466,835	\$ 134,391
Health and Human Services, Department of	Direct		5 K01 HP49055-03-00	93.250	Geriatric Academic Career Awards Department of Health and Human Services	\$ 90,148	\$ -
Health and Human Services, Department of	Direct		1 R03OH012382-02-01	93.262	Occupational Safety and Health Program	\$ 65,144	\$ -
Health and Human Services, Department of	Direct		1 R03OH012445-02	93.262	Occupational Safety and Health Program	51,296.00	-
Health and Human Services, Department of	Direct		5 R21 OH011896-02	93.262	Occupational Safety and Health Program	(13,836.00)	-
Health and Human Services, Department of	Direct		5 T42 OH008455-18	93.262	Occupational Safety and Health Program	503.00	-
Health and Human Services, Department of	Direct		5 T42 OH008455-21	93.262	Occupational Safety and Health Program	1,946,204.00	70,046.00
Health and Human Services, Department of	Direct		6 R01 OH011082-04-01	93.262	Occupational Safety and Health Program	(1,217.00)	-
Health and Human Services, Department of	Pass-Through	Colorado State University	G-31076-01	93.262	Occupational Safety and Health Program	3,698	-
						\$ 2,051,792	\$ 70,046
Health and Human Services, Department of	Direct		1 R01 AA030243 03	93.273	Alcohol Research Programs	\$ 273,145	\$ 33,718
Health and Human Services, Department of	Direct		1 R01 AA030969-01	93.273	Alcohol Research Programs	(434)	-
Health and Human Services, Department of	Direct		1R01AA029666-04	93.273	Alcohol Research Programs	764,352	-
Health and Human Services, Department of	Direct		1R01AA030272-04	93.273	Alcohol Research Programs	692,911	-
Health and Human Services, Department of	Direct		1R34AA031870-02	93.273	Alcohol Research Programs	137,443	-
Health and Human Services, Department of	Direct		5 R01 AA023504-09	93.273	Alcohol Research Programs	258,425	16,536
Health and Human Services, Department of	Direct		5 R01 AA024755-05	93.273	Alcohol Research Programs	(996)	-
Health and Human Services, Department of	Direct		5 R01 AA025790-05	93.273	Alcohol Research Programs	101,102	-
Health and Human Services, Department of	Direct		5 R01 AA026879-06	93.273	Alcohol Research Programs	681,173	356,656
Health and Human Services, Department of	Direct		5 R01 AA027513-05	93.273	Alcohol Research Programs	382,625	11,621
Health and Human Services, Department of	Direct		5 R01 AA028761-05	93.273	Alcohol Research Programs	383,575	-
Health and Human Services, Department of	Direct		5 R01 AA029400-05	93.273	Alcohol Research Programs	1,032,757	-
Health and Human Services, Department of	Direct		5 R01 AA030748-02	93.273	Alcohol Research Programs	1,765	-
Health and Human Services, Department of	Direct		5 R01AA029808-04	93.273	Alcohol Research Programs	1,006,869	-
Health and Human Services, Department of	Direct		5 R03 AA027751-02	93.273	Alcohol Research Programs	6,249	-
Health and Human Services, Department of	Direct		5 R33AA028315-05	93.273	Alcohol Research Programs	304,241	-
Health and Human Services, Department of	Direct		5K01AA027558-05	93.273	Alcohol Research Programs	113,148	-
Health and Human Services, Department of	Direct		5K23AA028232-05	93.273	Alcohol Research Programs	129,627	-

**University of Michigan  
Schedule of Expenditures of Federal Awards  
For the Year Ended June 30, 2025**

Cluster Title/Federal Grantor/Program	Type	Pass-Through Grantor	Award Identifier	Assistance Listing		Federal Expenditures	Passed-Through to Subrecipients
				Number	Assistance Listing Program Title		
Health and Human Services, Department of	Direct		5R01AA028158-05	93.273	Alcohol Research Programs	379,063	-
Health and Human Services, Department of	Direct		T32 AA007477	93.273	Alcohol Research Programs	390,910	-
Health and Human Services, Department of	Pass-Through	Carnegie-Mellon University	1090775-477952	93.273	Alcohol Research Programs	63,606	-
Health and Human Services, Department of	Pass-Through	Florida State University (FSU)	R000002936	93.273	Alcohol Research Programs	70,621	-
Health and Human Services, Department of	Pass-Through	Florida State University (FSU)	R000002936	93.273	Alcohol Research Programs	180	-
Health and Human Services, Department of	Pass-Through	Georgia State University	SP00014947-03	93.273	Alcohol Research Programs	16,111	-
Health and Human Services, Department of	Pass-Through	Henry Ford Health System	RC117726UM	93.273	Alcohol Research Programs	45,811	-
Health and Human Services, Department of	Pass-Through	Michigan State University (MSU)	RC112828B	93.273	Alcohol Research Programs	23,349	-
Health and Human Services, Department of	Pass-Through	The Washington University dba Washington University In St. Louis	WU-23-0237	93.273	Alcohol Research Programs	4,057	-
Health and Human Services, Department of	Pass-Through	University of Nebraska	34-5201-2026-001	93.273	Alcohol Research Programs	39,340	-
Health and Human Services, Department of	Pass-Through	University of Washington	UWSC15529	93.273	Alcohol Research Programs	180,998	-
Health and Human Services, Department of	Pass-Through	University of Wisconsin	253405692	93.273	Alcohol Research Programs	19,077	-
						\$ 7,501,100	\$ 418,531
Health and Human Services, Department of	Direct		1 F31 DA058358-02	93.279	Drug Use and Addiction Research Programs	48,847	-
Health and Human Services, Department of	Direct		1 F31 DA060557-01A1	93.279	Drug Use and Addiction Research Programs	33,324	-
Health and Human Services, Department of	Direct		1 F31 DA060678-01A1	93.279	Drug Use and Addiction Research Programs	21,976	-
Health and Human Services, Department of	Direct		1 F31 DA062446-01	93.279	Drug Use and Addiction Research Programs	31,204	-
Health and Human Services, Department of	Direct		1 R01 DA058010-02	93.279	Drug Use and Addiction Research Programs	327,292	-
Health and Human Services, Department of	Direct		1 R34 DA061925-01	93.279	Drug Use and Addiction Research Programs	37,851	2,746
Health and Human Services, Department of	Direct		1 UG3 NS115108-01A1	93.279	Drug Use and Addiction Research Programs	(7,751)	-
Health and Human Services, Department of	Direct		1K01DA059598-02	93.279	Drug Use and Addiction Research Programs	145,807	-
Health and Human Services, Department of	Direct		1R01DA057297-04	93.279	Drug Use and Addiction Research Programs	818,961	-
Health and Human Services, Department of	Direct		1R01DA057591-01	93.279	Drug Use and Addiction Research Programs	937,791	-
Health and Human Services, Department of	Direct		1R01DA060942-02	93.279	Drug Use and Addiction Research Programs	257,589	110,154
Health and Human Services, Department of	Direct		1R61DA061723-01	93.279	Drug Use and Addiction Research Programs	188,610	5,046
Health and Human Services, Department of	Direct		3 R01 DA001411-51S1	93.279	Drug Use and Addiction Research Programs	6,623,484	46,600
Health and Human Services, Department of	Direct		3 UH3DA050173-02S1	93.279	Drug Use and Addiction Research Programs	904,140	-
Health and Human Services, Department of	Direct		5 F31 DA053697-03	93.279	Drug Use and Addiction Research Programs	(20,151)	-
Health and Human Services, Department of	Direct		5 F31 DA055451-04	93.279	Drug Use and Addiction Research Programs	46,952	-
Health and Human Services, Department of	Direct		5 F31 DA056192-02	93.279	Drug Use and Addiction Research Programs	(1,452)	-
Health and Human Services, Department of	Direct		5 F31 DA057048-02	93.279	Drug Use and Addiction Research Programs	10,934	-
Health and Human Services, Department of	Direct		5 F32 DA061554-02	93.279	Drug Use and Addiction Research Programs	73,408	-
Health and Human Services, Department of	Direct		5 K01 DA044270-05	93.279	Drug Use and Addiction Research Programs	71,531	-
Health and Human Services, Department of	Direct		5 K01 DA049219-04	93.279	Drug Use and Addiction Research Programs	(5,416)	-
Health and Human Services, Department of	Direct		5 K08 DA048110-05	93.279	Drug Use and Addiction Research Programs	(43)	-
Health and Human Services, Department of	Direct		5 K12 NS130673 03	93.279	Drug Use and Addiction Research Programs	1,216,235	937,533
Health and Human Services, Department of	Direct		5 K23 DA047475-05	93.279	Drug Use and Addiction Research Programs	97,430	-
Health and Human Services, Department of	Direct		5 K23 DA059484-05	93.279	Drug Use and Addiction Research Programs	160,947	-
Health and Human Services, Department of	Direct		5 P50 DA054039-05	93.279	Drug Use and Addiction Research Programs	3,017,505	934,266
Health and Human Services, Department of	Direct		5 R01 DA016575-23	93.279	Drug Use and Addiction Research Programs	3,113,635	90,312
Health and Human Services, Department of	Direct		5 R01 DA038261-05	93.279	Drug Use and Addiction Research Programs	(811)	-
Health and Human Services, Department of	Direct		5 R01 DA039901-10	93.279	Drug Use and Addiction Research Programs	514,733	2,370
Health and Human Services, Department of	Direct		5 R01 DA044204-05	93.279	Drug Use and Addiction Research Programs	130,178	-
Health and Human Services, Department of	Direct		5 R01 DA044960-05	93.279	Drug Use and Addiction Research Programs	(14,084)	-
Health and Human Services, Department of	Direct		5 R01 DA045063-05	93.279	Drug Use and Addiction Research Programs	(8,201)	2,449
Health and Human Services, Department of	Direct		5 R01 DA046403-05	93.279	Drug Use and Addiction Research Programs	365,471	-
Health and Human Services, Department of	Direct		5 R01 DA048625 05	93.279	Drug Use and Addiction Research Programs	41,034	-
Health and Human Services, Department of	Direct		5 R01 DA049795 03	93.279	Drug Use and Addiction Research Programs	29,935	-
Health and Human Services, Department of	Direct		5 R01 DA052310 05	93.279	Drug Use and Addiction Research Programs	382,560	-
Health and Human Services, Department of	Direct		5 R01 DA053200-04	93.279	Drug Use and Addiction Research Programs	451,430	-
Health and Human Services, Department of	Direct		5 R01 DA054094-05	93.279	Drug Use and Addiction Research Programs	587,936	-
Health and Human Services, Department of	Direct		5 R01 DA055026-04	93.279	Drug Use and Addiction Research Programs	501,196	-
Health and Human Services, Department of	Direct		5 R01 DA055027-04	93.279	Drug Use and Addiction Research Programs	648,497	102,391
Health and Human Services, Department of	Direct		5 R01 DA056438-04	93.279	Drug Use and Addiction Research Programs	610,730	73,964
Health and Human Services, Department of	Direct		5 R01 DA057284-03	93.279	Drug Use and Addiction Research Programs	467,463	-
Health and Human Services, Department of	Direct		5 R01 DA05793 03	93.279	Drug Use and Addiction Research Programs	680,240	-
Health and Human Services, Department of	Direct		5 R01 DA058640 02	93.279	Drug Use and Addiction Research Programs	232,993	-
Health and Human Services, Department of	Direct		5 R01 DA061320 02	93.279	Drug Use and Addiction Research Programs	449,076	-
Health and Human Services, Department of	Direct		5 R01DA031160-11	93.279	Drug Use and Addiction Research Programs	288,924	46,848
Health and Human Services, Department of	Direct		5 R01DA048993 05	93.279	Drug Use and Addiction Research Programs	300,577	48,127
Health and Human Services, Department of	Direct		5 R01DA058029 02	93.279	Drug Use and Addiction Research Programs	250,447	-
Health and Human Services, Department of	Direct		5 R21 DA050518-02	93.279	Drug Use and Addiction Research Programs	95,689	51,457
Health and Human Services, Department of	Direct		5 R21 DA052594-02	93.279	Drug Use and Addiction Research Programs	134,992	-
Health and Human Services, Department of	Direct		5 R21 DA05067-02	93.279	Drug Use and Addiction Research Programs	51,965	-
Health and Human Services, Department of	Direct		5 R21 DA057617-02	93.279	Drug Use and Addiction Research Programs	186,822	30,181
Health and Human Services, Department of	Direct		5 R37DA039997 10	93.279	Drug Use and Addiction Research Programs	604,021	75,484
Health and Human Services, Department of	Direct		5 R61 DA059916-02	93.279	Drug Use and Addiction Research Programs	431,154	-
Health and Human Services, Department of	Direct		5 U01 DA 043098-08	93.279	Drug Use and Addiction Research Programs	927,280	135,871
Health and Human Services, Department of	Direct		5 U01 DA041106-11	93.279	Drug Use and Addiction Research Programs	2,019,304	-
Health and Human Services, Department of	Direct		5 UG3 DA056884 02	93.279	Drug Use and Addiction Research Programs	(73,968)	-
Health and Human Services, Department of	Direct		5 UH3 NS115108-04	93.279	Drug Use and Addiction Research Programs	492,658	63,926
Health and Human Services, Department of	Direct		5K23DA051561-03	93.279	Drug Use and Addiction Research Programs	199,881	-
Health and Human Services, Department of	Direct		5R01DA056415-03	93.279	Drug Use and Addiction Research Programs	579,904	14,623
Health and Human Services, Department of	Direct		7 R01 DA047978 05	93.279	Drug Use and Addiction Research Programs	39,810	-
Health and Human Services, Department of	Direct		T32 DA060142	93.279	Drug Use and Addiction Research Programs	442,286	-
Health and Human Services, Department of	Direct		T32DA007281	93.279	Drug Use and Addiction Research Programs	278,601	-
Health and Human Services, Department of	Pass-Through	Arborsense, Inc.	Research Agreement	93.279	Drug Use and Addiction Research Programs	108,858	-
Health and Human Services, Department of	Pass-Through	Children's Hospital of Los Angeles	000016638-A	93.279	Drug Use and Addiction Research Programs	37,951	-

**University of Michigan  
Schedule of Expenditures of Federal Awards  
For the Year Ended June 30, 2025**

Cluster Title/Federal Grantor/Program	Type	Pass-Through Grantor	Award Identifier	Assistance Listing		Federal Expenditures	Passed-Through to Subrecipients
				Number	Assistance Listing Program Title		
Health and Human Services, Department of	Pass-Through	Cleveland Clinic Lerner College of Medicine	CCF24725424	93.279	Drug Use and Addiction Research Programs	13,056	-
Health and Human Services, Department of	Pass-Through	Drexel University	900148	93.279	Drug Use and Addiction Research Programs	(168)	-
Health and Human Services, Department of	Pass-Through	Drexel University	900148	93.279	Drug Use and Addiction Research Programs	13,755	-
Health and Human Services, Department of	Pass-Through	Drexel University	900351	93.279	Drug Use and Addiction Research Programs	299,463	-
Health and Human Services, Department of	Pass-Through	Eleven Therapeutics Corporation	Roundable Research	93.279	Drug Use and Addiction Research Programs	(5,300)	-
Health and Human Services, Department of	Pass-Through	Eleven Therapeutics Corporation	Roundable Research	93.279	Drug Use and Addiction Research Programs	218,517	-
Health and Human Services, Department of	Pass-Through	Loyola University Chicago	LU 215817 UMI-01	93.279	Drug Use and Addiction Research Programs	9,273	-
Health and Human Services, Department of	Pass-Through	New York University Grossman School of Medicine	22-A1-001003947POM240753407	93.279	Drug Use and Addiction Research Programs	55,516	-
Health and Human Services, Department of	Pass-Through	Northwestern University	60067365 UMICH	93.279	Drug Use and Addiction Research Programs	3,035	-
Health and Human Services, Department of	Pass-Through	RAND Corporation	SCON-00000283	93.279	Drug Use and Addiction Research Programs	(9,930)	-
Health and Human Services, Department of	Pass-Through	Stanford University	63490277-287187	93.279	Drug Use and Addiction Research Programs	249,119	-
Health and Human Services, Department of	Pass-Through	Stony Brook University	1176179-2-94814	93.279	Drug Use and Addiction Research Programs	40,492	-
Health and Human Services, Department of	Pass-Through	Texas State University, San Marcos	24019-84329-2	93.279	Drug Use and Addiction Research Programs	39,944	-
Health and Human Services, Department of	Pass-Through	Texas State University, San Marcos	24019-84329-2	93.279	Drug Use and Addiction Research Programs	174,946	-
Health and Human Services, Department of	Pass-Through	The Icahn School of Medicine at Mount Sinai (ISMMS)	IF300401442-940002	93.279	Drug Use and Addiction Research Programs	53,297	-
Health and Human Services, Department of	Pass-Through	The Regents of the University of Minnesota	P007318202	93.279	Drug Use and Addiction Research Programs	59,405	-
Health and Human Services, Department of	Pass-Through	The Washington University dba Washington University In St. Louis	WU_23-0409-MOD-2 PO#ST00012829	93.279	Drug Use and Addiction Research Programs	294,159	-
Health and Human Services, Department of	Pass-Through	The Washington University dba Washington University In St. Louis	WU-23-0409 S#00012829	93.279	Drug Use and Addiction Research Programs	(83,708)	-
Health and Human Services, Department of	Pass-Through	University of California, San Diego	704051	93.279	Drug Use and Addiction Research Programs	32,835	-
Health and Human Services, Department of	Pass-Through	University of California, San Diego	704051	93.279	Drug Use and Addiction Research Programs	4,073	-
Health and Human Services, Department of	Pass-Through	University of California, San Diego	704897	93.279	Drug Use and Addiction Research Programs	39,250	-
Health and Human Services, Department of	Pass-Through	University of Colorado-Denver/Anschutz Medical Campus	FY25.1144.003 PROJ#25B4565	93.279	Drug Use and Addiction Research Programs	36,631	-
Health and Human Services, Department of	Pass-Through	University of Connecticut	192957667	93.279	Drug Use and Addiction Research Programs	11,490	-
Health and Human Services, Department of	Pass-Through	University of New Mexico	028455-871E	93.279	Drug Use and Addiction Research Programs	(2,448)	-
Health and Human Services, Department of	Pass-Through	University of New Mexico	028487-871E	93.279	Drug Use and Addiction Research Programs	232,976	-
Health and Human Services, Department of	Pass-Through	University of Pittsburgh-Of The Commonwealth System of Higher Education	AWD00004830- (137089-5)	93.279	Drug Use and Addiction Research Programs	6,466	-
Health and Human Services, Department of	Pass-Through	University of Pittsburgh-Of The Commonwealth System of Higher Education	AWD00006300 (138503-8)	93.279	Drug Use and Addiction Research Programs	123,668	-
Health and Human Services, Department of	Pass-Through	University of Pittsburgh-Of The Commonwealth System of Higher Education	AWD00008287 (139598-8)	93.279	Drug Use and Addiction Research Programs	63,776	-
Health and Human Services, Department of	Pass-Through	University of Wisconsin	855K400	93.279	Drug Use and Addiction Research Programs	18,114	-
						<b>\$ 33,609,874</b>	<b>\$ 2,774,348</b>
Health and Human Services, Department of	Direct		5 U01 DP006442 05	93.283	Centers for Disease Control and Prevention Investigations and Technical Assistance	\$ 241,989	\$ -
Health and Human Services, Department of	Direct		1 R01 EB031166-01	93.286	Discovery and Applied Research for Technological Innovations to Improve Human Health	\$ 425,296	\$ -
Health and Human Services, Department of	Direct		1 R01 EB035618-01A1	93.286	Discovery and Applied Research for Technological Innovations to Improve Human Health	43,153	-
Health and Human Services, Department of	Direct		1 R01 EB036493-01	93.286	Discovery and Applied Research for Technological Innovations to Improve Human Health	128,700	-
Health and Human Services, Department of	Direct		1 R01 EB037129-01	93.286	Discovery and Applied Research for Technological Innovations to Improve Human Health	181,335	-
Health and Human Services, Department of	Direct		1 U24 EB035897-01	93.286	Discovery and Applied Research for Technological Innovations to Improve Human Health	74,052	45,091
Health and Human Services, Department of	Direct		1R21EB032514-01A1	93.286	Discovery and Applied Research for Technological Innovations to Improve Human Health	171,995	-
Health and Human Services, Department of	Direct		3 R01 EB030031-04S2	93.286	Discovery and Applied Research for Technological Innovations to Improve Human Health	276,858	-
Health and Human Services, Department of	Direct		5 F31 EB032745-02S2	93.286	Discovery and Applied Research for Technological Innovations to Improve Human Health	(13,547)	-
Health and Human Services, Department of	Direct		5 R00 EB028840-05	93.286	Discovery and Applied Research for Technological Innovations to Improve Human Health	300,212	-
Health and Human Services, Department of	Direct		5 R01 EB022075-08	93.286	Discovery and Applied Research for Technological Innovations to Improve Human Health	184,640	9,957
Health and Human Services, Department of	Direct		5 R01 EB028309-04	93.286	Discovery and Applied Research for Technological Innovations to Improve Human Health	(9,809)	-
Health and Human Services, Department of	Direct		5 R01 EB028775-04	93.286	Discovery and Applied Research for Technological Innovations to Improve Human Health	286,834	22,732
Health and Human Services, Department of	Direct		5 R01 EB030474-04	93.286	Discovery and Applied Research for Technological Innovations to Improve Human Health	280,675	-
Health and Human Services, Department of	Direct		5 R01 EB030492-04	93.286	Discovery and Applied Research for Technological Innovations to Improve Human Health	758,560	40,924
Health and Human Services, Department of	Direct		5 R01 EB032328-04	93.286	Discovery and Applied Research for Technological Innovations to Improve Human Health	473,537	68,648
Health and Human Services, Department of	Direct		5 R01 EB032772-04	93.286	Discovery and Applied Research for Technological Innovations to Improve Human Health	534,422	-
Health and Human Services, Department of	Direct		5 R01 EB034399-03	93.286	Discovery and Applied Research for Technological Innovations to Improve Human Health	604,492	138,671
Health and Human Services, Department of	Direct		5 R01 EB036030-02	93.286	Discovery and Applied Research for Technological Innovations to Improve Human Health	195,573	18,972
Health and Human Services, Department of	Direct		5 R01B021155 08	93.286	Discovery and Applied Research for Technological Innovations to Improve Human Health	381,915	-
Health and Human Services, Department of	Direct		5 R13 EB030941-02	93.286	Discovery and Applied Research for Technological Innovations to Improve Human Health	12,300	-
Health and Human Services, Department of	Direct		5 R21 EB032661-02	93.286	Discovery and Applied Research for Technological Innovations to Improve Human Health	44,813	-
Health and Human Services, Department of	Direct		5 R21 EB034344-02	93.286	Discovery and Applied Research for Technological Innovations to Improve Human Health	195,258	-
Health and Human Services, Department of	Direct		5 R21 EB035261-02	93.286	Discovery and Applied Research for Technological Innovations to Improve Human Health	171,377	-

**University of Michigan  
Schedule of Expenditures of Federal Awards  
For the Year Ended June 30, 2025**

Cluster Title/Federal Grantor/Program	Type	Pass-Through Grantor	Award Identifier	Assistance Listing Number	Assistance Listing Program Title	Federal Expenditures	Passed-Through to Subrecipients
Health and Human Services, Department of	Direct		5 U01 EB026977-05	93.286	Discovery and Applied Research for Technological Innovations to Improve Human Health	(357)	-
Health and Human Services, Department of	Direct		5 U01 EB028235-05	93.286	Discovery and Applied Research for Technological Innovations to Improve Human Health	49,987	-
Health and Human Services, Department of	Direct		7R21EB030769-02	93.286	Discovery and Applied Research for Technological Innovations to Improve Human Health	295,703	-
Health and Human Services, Department of	Direct		T32 EB032756	93.286	Discovery and Applied Research for Technological Innovations to Improve Human Health	299,170	-
Health and Human Services, Department of	Pass-Through	Children's Hospital Medical Center dba Cincinnati Children's Hospital Medical Center	OS00000490/314370	93.286	Discovery and Applied Research for Technological Innovations to Improve Human Health	3,149	-
Health and Human Services, Department of	Pass-Through	Howard University	SEEDLING PARTICIPANT AGREEMENT	93.286	Discovery and Applied Research for Technological Innovations to Improve Human Health	14,068	-
Health and Human Services, Department of	Pass-Through	Memorial Sloan-Kettering Cancer Center (MSKCC)	R01EB03282501 PO#C22723654	93.286	Discovery and Applied Research for Technological Innovations to Improve Human Health	48,127	-
Health and Human Services, Department of	Pass-Through	Michigan State University (MSU)	RC111834A	93.286	Discovery and Applied Research for Technological Innovations to Improve Human Health	(2,410)	-
Health and Human Services, Department of	Pass-Through	Michigan State University (MSU)	RC114439UM	93.286	Discovery and Applied Research for Technological Innovations to Improve Human Health	43,721	-
Health and Human Services, Department of	Pass-Through	Michigan State University (MSU)	RC114760UM	93.286	Discovery and Applied Research for Technological Innovations to Improve Human Health	13,605	-
Health and Human Services, Department of	Pass-Through	Michigan Technological University	1906010Z1/PO106313	93.286	Discovery and Applied Research for Technological Innovations to Improve Human Health	26,884	-
Health and Human Services, Department of	Pass-Through	Northwestern University	60069241 UM	93.286	Discovery and Applied Research for Technological Innovations to Improve Human Health	109,260	-
Health and Human Services, Department of	Pass-Through	The Brigham and Women's Hospital, Inc.	128032	93.286	Discovery and Applied Research for Technological Innovations to Improve Human Health	120,225	-
Health and Human Services, Department of	Pass-Through	University of Wisconsin	0000002074	93.286	Discovery and Applied Research for Technological Innovations to Improve Human Health	75,288	-
Health and Human Services, Department of	Pass-Through	Michigan Center for Rural Health	FY 2024	93.301	Small Rural Hospital Improvement Grant Program	\$ 6,799,061	\$ 344,995
Health and Human Services, Department of	Direct		1 K01 MD019325-01A1	93.307	Minority Health and Health Disparities Research	\$ 47,848	\$ -
Health and Human Services, Department of	Direct		1 K08 MD017303 04	93.307	Minority Health and Health Disparities Research	186,742	-
Health and Human Services, Department of	Direct		5 F30 MD019520-02	93.307	Minority Health and Health Disparities Research	49,603	-
Health and Human Services, Department of	Direct		5 F32 MD017937-03	93.307	Minority Health and Health Disparities Research	78,746	-
Health and Human Services, Department of	Direct		5 K23 MD016430 04	93.307	Minority Health and Health Disparities Research	149,770	-
Health and Human Services, Department of	Direct		5 K23 MD016950 04	93.307	Minority Health and Health Disparities Research	208,259	-
Health and Human Services, Department of	Direct		5 K23 MD017253-04	93.307	Minority Health and Health Disparities Research	188,438	-
Health and Human Services, Department of	Direct		5 R01 MD011516-04	93.307	Minority Health and Health Disparities Research	(78)	-
Health and Human Services, Department of	Direct		5 R01 MD011716-06	93.307	Minority Health and Health Disparities Research	618,025	-
Health and Human Services, Department of	Direct		5 R01 MD011721-05	93.307	Minority Health and Health Disparities Research	204,670	105,667
Health and Human Services, Department of	Direct		5 R01 MD013299-05	93.307	Minority Health and Health Disparities Research	3,279	-
Health and Human Services, Department of	Direct		5 R01 MD015024-03	93.307	Minority Health and Health Disparities Research	577,266	-
Health and Human Services, Department of	Direct		5 R01 MD016046-03	93.307	Minority Health and Health Disparities Research	471,892	182,888
Health and Human Services, Department of	Direct		5 R01 MD016244-04	93.307	Minority Health and Health Disparities Research	914,514	61,399
Health and Human Services, Department of	Direct		5 R01 MD016867-05	93.307	Minority Health and Health Disparities Research	681,747	-
Health and Human Services, Department of	Direct		5 R01 MD017218-04	93.307	Minority Health and Health Disparities Research	441,777	239,583
Health and Human Services, Department of	Direct		5 R21 MD016940-02	93.307	Minority Health and Health Disparities Research	204,762	89,768
Health and Human Services, Department of	Direct		5 T37 MD001425-26	93.307	Minority Health and Health Disparities Research	290,099	-
Health and Human Services, Department of	Direct		5 U01 MD010579-05	93.307	Minority Health and Health Disparities Research	(2,250)	-
Health and Human Services, Department of	Direct		5 U01 MD017867-04	93.307	Minority Health and Health Disparities Research	721,683	193,354
Health and Human Services, Department of	Direct		5R01MD014958-05	93.307	Minority Health and Health Disparities Research	809,638	59,981
Health and Human Services, Department of	Direct		RFINR020753	93.307	Minority Health and Health Disparities Research	758,935	228,979
Health and Human Services, Department of	Pass-Through	Duke University	303002406	93.307	Minority Health and Health Disparities Research	26,585	-
Health and Human Services, Department of	Pass-Through	Medical University of South Carolina	A23-0100-S003	93.307	Minority Health and Health Disparities Research	4,096	-
Health and Human Services, Department of	Pass-Through	Northwestern University	60067421 UMICR	93.307	Minority Health and Health Disparities Research	460,731	-
Health and Human Services, Department of	Pass-Through	The President and Fellows of Harvard College aka Harvard University	114998-5131078	93.307	Minority Health and Health Disparities Research	22,657	-
Health and Human Services, Department of	Pass-Through	The President and Fellows of Harvard College aka Harvard University	158322.5121907.0003	93.307	Minority Health and Health Disparities Research	21,843	-
Health and Human Services, Department of	Pass-Through	The Trustees of The University of Pennsylvania	583611	93.307	Minority Health and Health Disparities Research	37,413	-
Health and Human Services, Department of	Pass-Through	The University of Illinois at Chicago	19952	93.307	Minority Health and Health Disparities Research	24,714	-
Health and Human Services, Department of	Pass-Through	University of California - Los Angeles	15570000155201	93.307	Minority Health and Health Disparities Research	12,921	-
Health and Human Services, Department of	Pass-Through	University of California, San Francisco (UCSF)	13022sc	93.307	Minority Health and Health Disparities Research	9,391	-
Health and Human Services, Department of	Pass-Through	University of Central Florida	GR107992/PO-UCF00022491	93.307	Minority Health and Health Disparities Research	40,045	-
Health and Human Services, Department of	Pass-Through	University of Chicago	AWD102471 (SUB00000621)	93.307	Minority Health and Health Disparities Research	(25)	-
Health and Human Services, Department of	Pass-Through	University of Guam	RCUOG-2023-01	93.307	Minority Health and Health Disparities Research	52,877	-
Health and Human Services, Department of	Pass-Through	University of Iowa	S04499-01	93.307	Minority Health and Health Disparities Research	58,017	-
Health and Human Services, Department of	Pass-Through	University of Massachusetts Chan Medical School	SUB00000345	93.307	Minority Health and Health Disparities Research	15,789	-
Health and Human Services, Department of	Pass-Through	University of Washington	UWSC16336	93.307	Minority Health and Health Disparities Research	7,491	-
Health and Human Services, Department of	Direct		1 DP2MH140133-01	93.310	Trans-NIH Research Support	\$ 8,430,866	\$ 1,161,619
Health and Human Services, Department of	Direct		1 R03 OD036493-01	93.310	Trans-NIH Research Support	\$ 598,990	\$ -
Health and Human Services, Department of	Direct		1 UC2 CA293569-01	93.310	Trans-NIH Research Support	150,231	-
Health and Human Services, Department of	Direct		1R03OD038390-01	93.310	Trans-NIH Research Support	280,238	-
Health and Human Services, Department of	Direct		1U24HD111315-01	93.310	Trans-NIH Research Support	160,288	64,671
Health and Human Services, Department of	Direct		2 U24 DK112342 07	93.310	Trans-NIH Research Support	1,422,892	2,513
Health and Human Services, Department of	Direct		4 U18 TR003812-02	93.310	Trans-NIH Research Support	1,008,821	-
Health and Human Services, Department of	Direct		4 UH3 CA268091 04	93.310	Trans-NIH Research Support	(42)	-
Health and Human Services, Department of	Direct		5 U24 DK112342-06	93.310	Trans-NIH Research Support	464,294	14,317
Health and Human Services, Department of	Direct		5 U54 CA280805-02	93.310	Trans-NIH Research Support	57,849	-
Health and Human Services, Department of	Direct			93.310	Trans-NIH Research Support	674,313	83,868

**University of Michigan  
Schedule of Expenditures of Federal Awards  
For the Year Ended June 30, 2025**

Cluster Title/Federal Grantor/Program	Type	Pass-Through Grantor	Award Identifier	Assistance Listing Number	Assistance Listing Program Title	Federal Expenditures	Passed-Through to Subrecipients
Health and Human Services, Department of	Direct		5 UM1 NS118922 03	93.310	Trans-NIH Research Support	2,686,975	1,247,952
Health and Human Services, Department of	Pass-Through	Aga Khan University	Sub agreement supplement	93.310	Trans-NIH Research Support	138,569	-
Health and Human Services, Department of	Pass-Through	Aga Khan University	Sub-AgreementP	93.310	Trans-NIH Research Support	74,442	-
Health and Human Services, Department of	Pass-Through	Aga Khan University	Sub-Grant Agreement	93.310	Trans-NIH Research Support	263,683	-
Health and Human Services, Department of	Pass-Through	Case Western Reserve University	RES600505	93.310	Trans-NIH Research Support	(106,876)	-
Health and Human Services, Department of	Pass-Through	Case Western Reserve University	RES602126	93.310	Trans-NIH Research Support	244,265	-
Health and Human Services, Department of	Pass-Through	Case Western Reserve University	RES603464	93.310	Trans-NIH Research Support	287,024	-
Health and Human Services, Department of	Pass-Through	Case Western Reserve University	RES603947	93.310	Trans-NIH Research Support	72,616	-
Health and Human Services, Department of	Pass-Through	Michigan State University (MSU)	RC 108889UM	93.310	Trans-NIH Research Support	(3,040)	-
Health and Human Services, Department of	Pass-Through	Michigan State University (MSU)	RC106694A	93.310	Trans-NIH Research Support	(3,499)	-
Health and Human Services, Department of	Pass-Through	Michigan State University (MSU)	RC108889UM	93.310	Trans-NIH Research Support	(8,895)	-
Health and Human Services, Department of	Pass-Through	Michigan State University (MSU)	RC108889UM	93.310	Trans-NIH Research Support	(8,474)	-
Health and Human Services, Department of	Pass-Through	Michigan State University (MSU)	RC108889UM	93.310	Trans-NIH Research Support	(4,419)	-
Health and Human Services, Department of	Pass-Through	Michigan State University (MSU)	RC108889UM	93.310	Trans-NIH Research Support	(144)	-
Health and Human Services, Department of	Pass-Through	Michigan State University (MSU)	RC115711UM	93.310	Trans-NIH Research Support	(6,355)	-
Health and Human Services, Department of	Pass-Through	Michigan State University (MSU)	RC115711UM	93.310	Trans-NIH Research Support	99,012	-
Health and Human Services, Department of	Pass-Through	Michigan State University (MSU)	RG100983	93.310	Trans-NIH Research Support	670	-
Health and Human Services, Department of	Pass-Through	Northeastern University	500921-78052	93.310	Trans-NIH Research Support	(49,995)	-
Health and Human Services, Department of	Pass-Through	Northeastern University	500969-78052	93.310	Trans-NIH Research Support	429,364	-
Health and Human Services, Department of	Pass-Through	The Regents of the University of Minnesota	P009924303	93.310	Trans-NIH Research Support	36,153	-
Health and Human Services, Department of	Pass-Through	The Washington University dba Washington University In St. Louis	WU-25-0333	93.310	Trans-NIH Research Support	207,503	-
Health and Human Services, Department of	Pass-Through	University of Iowa	S02667-01-02	93.310	Trans-NIH Research Support	174,413	-
Health and Human Services, Department of	Pass-Through	University of Pittsburgh-Of The Commonwealth System of Higher Education	AWD00004814 (139412-7	93.310	Trans-NIH Research Support	3,208	-
Health and Human Services, Department of	Pass-Through	University of Pittsburgh-Of The Commonwealth System of Higher Education	o AWD00004814 (200030-S7)	93.310	Trans-NIH Research Support	36,708	-
Health and Human Services, Department of	Pass-Through	Wits Health Consortium	Subaward Agreement	93.310	Trans-NIH Research Support	37,074	-
						<b>\$ 9,417,856</b>	<b>\$ 1,413,321</b>
Health and Human Services, Department of	Pass-Through	The Regents of the University of Minnesota	H011636201	93.316	Public Health Preparedness and Response Science, Research, and Practice	\$ 52,558	\$ -
Health and Human Services, Department of	Pass-Through	Michigan, State of, Health and Human Services, Department of	E20215225-00 CN	93.323	Epidemiology and Laboratory Capacity for Infectious Diseases (ELC)	\$ 78	\$ -
Health and Human Services, Department of	Pass-Through	Michigan, State of, Health and Human Services, Department of	E20224018-00 CV	93.323	Epidemiology and Laboratory Capacity for Infectious Diseases (ELC)	27,403	-
Health and Human Services, Department of	Pass-Through	Michigan, State of, Health and Human Services, Department of	E20232044-01 K (ELCEDE-UM)	93.323	Epidemiology and Laboratory Capacity for Infectious Diseases (ELC)	(226)	-
Health and Human Services, Department of	Pass-Through	Michigan, State of, Health and Human Services, Department of	E20234148-Project M SEWRX	93.323	Epidemiology and Laboratory Capacity for Infectious Diseases (ELC)	(4,853)	-
Health and Human Services, Department of	Pass-Through	Michigan, State of, Health and Human Services, Department of	E20241840-00 L (ELCEDE-UM)	93.323	Epidemiology and Laboratory Capacity for Infectious Diseases (ELC)	457,063	46,682
Health and Human Services, Department of	Pass-Through	Michigan, State of, Health and Human Services, Department of	E20242023-00 / O	93.323	Epidemiology and Laboratory Capacity for Infectious Diseases (ELC)	950,175	-
Health and Human Services, Department of	Pass-Through	Michigan, State of, Health and Human Services, Department of	E20242114-Project AR (CRESS-UM)	93.323	Epidemiology and Laboratory Capacity for Infectious Diseases (ELC)	537,997	49,143
Health and Human Services, Department of	Pass-Through	Michigan, State of, Health and Human Services, Department of	E20243423-SEWRX	93.323	Epidemiology and Laboratory Capacity for Infectious Diseases (ELC)	349,181	-
Health and Human Services, Department of	Pass-Through	Michigan, State of, Health and Human Services, Department of	E20243424-00	93.323	Epidemiology and Laboratory Capacity for Infectious Diseases (ELC)	386,293	-
Health and Human Services, Department of	Pass-Through	Michigan, State of, Health and Human Services, Department of	E20243769-Project AO (SSMU-UM)	93.323	Epidemiology and Laboratory Capacity for Infectious Diseases (ELC)	168,624	-
Health and Human Services, Department of	Pass-Through	Michigan, State of, Health and Human Services, Department of	E20251681-O CRESS	93.323	Epidemiology and Laboratory Capacity for Infectious Diseases (ELC)	953,641	67,906
Health and Human Services, Department of	Pass-Through	Michigan, State of, Health and Human Services, Department of	E20251905-00 BO SEWRX	93.323	Epidemiology and Laboratory Capacity for Infectious Diseases (ELC)	605,814	-
Health and Human Services, Department of	Pass-Through	Michigan, State of, Health and Human Services, Department of	E20252376-BN-SEWRB-UM-ELC SEWE	93.323	Epidemiology and Laboratory Capacity for Infectious Diseases (ELC)	876,332	-
Health and Human Services, Department of	Pass-Through	Michigan, State of, Health and Human Services, Department of	E20253261-00 BQ SSMU	93.323	Epidemiology and Laboratory Capacity for Infectious Diseases (ELC)	991,866	-
Health and Human Services, Department of	Pass-Through	Michigan, State of, Health and Human Services, Department of	E20255068-00 CE FHIRP-UM	93.323	Epidemiology and Laboratory Capacity for Infectious Diseases (ELC)	15,431	-
						<b>\$ 6,314,819</b>	<b>\$ 163,731</b>
Health and Human Services, Department of	Direct		1 R03 TR004798-01	93.350	National Center for Advancing Translational Sciences	38,848	-
Health and Human Services, Department of	Direct		5 K12TR004374-03	93.350	National Center for Advancing Translational Sciences	1,744,908	117,637
Health and Human Services, Department of	Direct		5 R01 TR004244-04	93.350	National Center for Advancing Translational Sciences	754,726	15,323
Health and Human Services, Department of	Direct		5 R21 TR003185 02	93.350	National Center for Advancing Translational Sciences	(27,707)	-
Health and Human Services, Department of	Direct		5 R25 TR004776-02	93.350	National Center for Advancing Translational Sciences	134,742	-
Health and Human Services, Department of	Direct		5 U01 TR003409-04	93.350	National Center for Advancing Translational Sciences	289,198	108,467
Health and Human Services, Department of	Direct		5 U01 TR004066-04	93.350	National Center for Advancing Translational Sciences	1,039,921	-
Health and Human Services, Department of	Direct		SUM1TR004404-02	93.350	National Center for Advancing Translational Sciences	10,083,516	-
Health and Human Services, Department of	Direct		T32 TR004371	93.350	National Center for Advancing Translational Sciences	387,686	-
Health and Human Services, Department of	Direct		T32 TR004764	93.350	National Center for Advancing Translational Sciences	385,688	-
Health and Human Services, Department of	Pass-Through	EVOQ Therapeutics, Inc.	Subcontract	93.350	National Center for Advancing Translational Sciences	108,605	-
Health and Human Services, Department of	Pass-Through	GrayRain Inc.	RESEARCH AGREEMENT	93.350	National Center for Advancing Translational Sciences	126,572	-
Health and Human Services, Department of	Pass-Through	University of Washington	UWSC12197	93.350	National Center for Advancing Translational Sciences	(48,326)	-
Health and Human Services, Department of	Pass-Through	Vanderbilt University	VUMC116725	93.350	National Center for Advancing Translational Sciences	(11,228)	-
Health and Human Services, Department of	Pass-Through	Vanderbilt University	VUMC116725	93.350	National Center for Advancing Translational Sciences	110,714	-
Health and Human Services, Department of	Pass-Through	Virginia Commonwealth University	FP00010200_SA001	93.350	National Center for Advancing Translational Sciences	(3,734)	-
						<b>\$ 15,114,129</b>	<b>\$ 241,427</b>
Health and Human Services, Department of	Direct		1 S10 OD032252-01	93.351	Research Infrastructure Programs	\$ (1,568)	\$ -
Health and Human Services, Department of	Direct		1 S10 OD034245-01A1	93.351	Research Infrastructure Programs	1,437,399	-

**University of Michigan  
Schedule of Expenditures of Federal Awards  
For the Year Ended June 30, 2025**

Cluster Title/Federal Grantor/Program	Type	Pass-Through Grantor	Award Identifier	Assistance Listing Number	Assistance Listing Program Title	Federal Expenditures	Passed-Through to Subrecipients
Health and Human Services, Department of	Direct		1 S10 OD034250-01	93.351	Research Infrastructure Programs	2,000,000	-
Health and Human Services, Department of	Direct		1 S10 OD034294-01A1	93.351	Research Infrastructure Programs	1,436,300	-
Health and Human Services, Department of	Direct		1 S10 OD034346-01	93.351	Research Infrastructure Programs	539,045	-
						<u>\$ 5,411,176</u>	<u>\$ -</u>
Health and Human Services, Department of	Direct		1 U01 CA232827-01A1	93.353	21st Century Cures Act - Beau Biden Cancer Moonshot	\$ 650,506	\$ 27,305
Health and Human Services, Department of	Direct		3 U01 DE029255 01S1	93.353	21st Century Cures Act - Beau Biden Cancer Moonshot	(58,033)	-
Health and Human Services, Department of	Direct		5 R37 CA283857-02	93.353	21st Century Cures Act - Beau Biden Cancer Moonshot	285,223	-
Health and Human Services, Department of	Direct		5 U01 CA254822-05	93.353	21st Century Cures Act - Beau Biden Cancer Moonshot	604,675	212,104
Health and Human Services, Department of	Direct		5 U01 CA274154-04	93.353	21st Century Cures Act - Beau Biden Cancer Moonshot	758,759	54,629
Health and Human Services, Department of	Direct		5 U01CA224145-03	93.353	21st Century Cures Act - Beau Biden Cancer Moonshot	(518)	-
Health and Human Services, Department of	Pass-Through	Cedars-Sinai Medical Center	2324547	93.353	21st Century Cures Act - Beau Biden Cancer Moonshot	3,414	-
Health and Human Services, Department of	Pass-Through	Kaiser Permanente Washington Research Institute (KPWHRI)	RNG210368-BUDG03-Umiech	93.353	21st Century Cures Act - Beau Biden Cancer Moonshot	14,233	-
Health and Human Services, Department of	Pass-Through	The University of Texas MD Anderson Cancer Center	7U01DE029255-02 (	93.353	21st Century Cures Act - Beau Biden Cancer Moonshot	115,019	-
						<u>\$ 2,373,278</u>	<u>\$ 294,038</u>
Health and Human Services, Department of	Direct		5 TR8 HP54261702700	93.359	Nurse Education, Practice Quality and Retention Grants	\$ 193,025	-
Health and Human Services, Department of	Direct		1 F31 NR020837-01	93.361	Nursing Research	(5,231)	-
Health and Human Services, Department of	Direct		1 F31 NR020838-02	93.361	Nursing Research	57,550	-
Health and Human Services, Department of	Direct		1 F31 NR021335-02	93.361	Nursing Research	44,297	-
Health and Human Services, Department of	Direct		1 R01 NR021025-02	93.361	Nursing Research	534,621	5,369
Health and Human Services, Department of	Direct		5 R01 NR013658-10	93.361	Nursing Research	377,631	54,848
Health and Human Services, Department of	Direct		5 R01 NR017096-05	93.361	Nursing Research	(252)	-
Health and Human Services, Department of	Direct		5 R01 NR018830-05	93.361	Nursing Research	454,774	82,620
Health and Human Services, Department of	Direct		5 R01 NR020013 04	93.361	Nursing Research	515,736	-
Health and Human Services, Department of	Direct		5 R01 NR020310 04	93.361	Nursing Research	688,834	38,205
Health and Human Services, Department of	Direct		5 R01 NR020442-05	93.361	Nursing Research	861,335	70,501
Health and Human Services, Department of	Direct		5 U01 NR020556-04	93.361	Nursing Research	954,789	48,511
Health and Human Services, Department of	Direct		T32 NR016914	93.361	Nursing Research	511,890	-
Health and Human Services, Department of	Pass-Through	Atrium Health	2016-45501-11000001967	93.361	Nursing Research	20,295	-
Health and Human Services, Department of	Pass-Through	Michigan State University (MSU)	RC110324UM	93.361	Nursing Research	110,271	-
Health and Human Services, Department of	Pass-Through	The President and Fellows of Harvard College aka Harvard University	111371-5127676	93.361	Nursing Research	53,703	-
Health and Human Services, Department of	Pass-Through	The Trustees of The University of Pennsylvania	579284	93.361	Nursing Research	12,904	-
Health and Human Services, Department of	Pass-Through	The Trustees of The University of Pennsylvania	579284 PO 5170987	93.361	Nursing Research	(5,432)	-
Health and Human Services, Department of	Pass-Through	The University of Illinois at Chicago	19685	93.361	Nursing Research	(8,357)	-
Health and Human Services, Department of	Pass-Through	University of Massachusetts Boston	SUB00000609, PO# WA01689827	93.361	Nursing Research	58,385	-
Health and Human Services, Department of	Pass-Through	University of Washington	UWSC13053	93.361	Nursing Research	(1,961)	-
Health and Human Services, Department of	Pass-Through	University of Washington	UWSC13053	93.361	Nursing Research	(2,710)	-
Health and Human Services, Department of	Pass-Through	University of Washington	UWSC13053	93.361	Nursing Research	138,569	-
						<u>\$ 5,371,641</u>	<u>\$ 300,054</u>
Health and Human Services, Department of	Pass-Through	Children's Hospital Medical Center dba Cincinnati Children's Hospital Medical Center	OS00000694	93.365	Sickle Cell Treatment Demonstration Program	\$ 43,402	-
Health and Human Services, Department of	Pass-Through	Children's Hospital Medical Center dba Cincinnati Children's Hospital Medical Center	OS00000694/315569	93.365	Sickle Cell Treatment Demonstration Program	(521,000)	-
Health and Human Services, Department of	Pass-Through	Children's Hospital Medical Center dba Cincinnati Children's Hospital Medical Center	OS00000694AM1/315569	93.365	Sickle Cell Treatment Demonstration Program	15,608	-
						<u>\$ 58,489</u>	<u>\$ -</u>
Health and Human Services, Department of	Pass-Through	Michigan, State of, Health and Human Services, Department of	E20252050-001 AX OHHDK	93.366	State Actions to Improve Oral Health Outcomes and Partner Actions to Improve Oral Health Outcomes	\$ 23,428	-
Health and Human Services, Department of	Pass-Through	Michigan, State of, Health and Human Services, Department of	E20255069-00 YBCS-UM	93.376	Title: Multiple Approaches to Support Young Breast Cancer Survivors and Metastatic Breast Cancer Patients	\$ 17,721	-
Health and Human Services, Department of	Pass-Through	Michigan, State of, Health and Human Services, Department of	Project BX (YBCS-UM) E20242734	93.376	Title: Multiple Approaches to Support Young Breast Cancer Survivors and Metastatic Breast Cancer Patients	24,375	-
						<u>\$ 42,096</u>	<u>\$ -</u>
Health and Human Services, Department of	Pass-Through	Washtenaw, County of-Health Department	Contract 55608	93.391	Activities to Support State, Tribal, Local and Territorial (STLT) Health Department Response to Public Health or Healthcare Crises	\$ (4,114)	-
Health and Human Services, Department of	Pass-Through	Washtenaw, County of-Health Department	Contract 55613	93.391	Activities to Support State, Tribal, Local and Territorial (STLT) Health Department Response to Public Health or Healthcare Crises	5,580	-
						<u>\$ 1,466</u>	<u>\$ -</u>
Health and Human Services, Department of	Direct		1 R01 CA269726-02	93.393	Cancer Cause and Prevention Research	\$ 348,099	\$ 30,370
Health and Human Services, Department of	Direct		1 R21 CA274500 01A1	93.393	Cancer Cause and Prevention Research	213,283	35,528
Health and Human Services, Department of	Direct		2 R01 CA249096 05	93.393	Cancer Cause and Prevention Research	28,426	1,534
Health and Human Services, Department of	Direct		5 K00CA245825-06	93.393	Cancer Cause and Prevention Research	128,676	-
Health and Human Services, Department of	Direct		5 R01 CA237046-05	93.393	Cancer Cause and Prevention Research	187,361	47,878
Health and Human Services, Department of	Direct		5 R01 CA240991-05	93.393	Cancer Cause and Prevention Research	370,982	3,027
Health and Human Services, Department of	Direct		5 R01 CA242559-04	93.393	Cancer Cause and Prevention Research	117,295	8,397
Health and Human Services, Department of	Direct		5 R01 CA249096-04	93.393	Cancer Cause and Prevention Research	234,755	14,183
Health and Human Services, Department of	Direct		5 R01 CA255743 04	93.393	Cancer Cause and Prevention Research	601,417	2,973
Health and Human Services, Department of	Direct		5 R01 CA266012-04	93.393	Cancer Cause and Prevention Research	404,246	244,408
Health and Human Services, Department of	Direct		5 R01 CA266223-04	93.393	Cancer Cause and Prevention Research	542,876	113,596
Health and Human Services, Department of	Direct		5 R01 CA269367-04	93.393	Cancer Cause and Prevention Research	732,525	62,606
Health and Human Services, Department of	Direct		5 R01 CA269398-04	93.393	Cancer Cause and Prevention Research	308,144	149,807
Health and Human Services, Department of	Direct		5 R01 CA279746-02	93.393	Cancer Cause and Prevention Research	390,312	168,400
Health and Human Services, Department of	Direct		5 R01 CA281976 02	93.393	Cancer Cause and Prevention Research	459,015	134,456
Health and Human Services, Department of	Direct		5 R01 CA288625-02	93.393	Cancer Cause and Prevention Research	436,301	199,337
Health and Human Services, Department of	Direct		5 R01 CA293394-02	93.393	Cancer Cause and Prevention Research	319,321	30,538
Health and Human Services, Department of	Direct		5 R01CA276500-02	93.393	Cancer Cause and Prevention Research	518,340	149,438
Health and Human Services, Department of	Direct		5 R03 CA283105-02	93.393	Cancer Cause and Prevention Research	72,353	14,689
Health and Human Services, Department of	Direct		5 R21 CA273646-02	93.393	Cancer Cause and Prevention Research	207,376	-
Health and Human Services, Department of	Direct		5 R34 CA286602-02	93.393	Cancer Cause and Prevention Research	134,706	5,084
Health and Human Services, Department of	Direct		5 R37 CA214787-05	93.393	Cancer Cause and Prevention Research	(397)	-

**University of Michigan  
Schedule of Expenditures of Federal Awards  
For the Year Ended June 30, 2025**

Cluster Title/Federal Grantor/Program	Type	Pass-Through Grantor	Award Identifier	Assistance Listing Number	Assistance Listing Program Title	Federal Expenditures	Passed-Through to Subrecipients
Health and Human Services, Department of	Direct		5 R37 CA214787-07	93.393	Cancer Cause and Prevention Research	276,500	37,619
Health and Human Services, Department of	Direct		5 R37 CA222885-06	93.393	Cancer Cause and Prevention Research	224,464	-
Health and Human Services, Department of	Direct		5 R37 CA233476-05	93.393	Cancer Cause and Prevention Research	(119,052)	-
Health and Human Services, Department of	Direct		5 R37 CA251464-05	93.393	Cancer Cause and Prevention Research	544,615	172,055
Health and Human Services, Department of	Direct		5 R37 CA275907-03	93.393	Cancer Cause and Prevention Research	710,919	295,635
Health and Human Services, Department of	Direct		5 R37 CA277043-03	93.393	Cancer Cause and Prevention Research	603,270	115,002
Health and Human Services, Department of	Direct		5 R37 CA294177-02	93.393	Cancer Cause and Prevention Research	257,063	-
Health and Human Services, Department of	Direct		5 R50 CA276015-03	93.393	Cancer Cause and Prevention Research	166,161	-
Health and Human Services, Department of	Direct		5 U24 CA269315-03	93.393	Cancer Cause and Prevention Research	822,945	169,178
Health and Human Services, Department of	Direct		5 UG3 CA267907-02	93.393	Cancer Cause and Prevention Research	211,179	-
Health and Human Services, Department of	Direct		5 UH3CA267907-04	93.393	Cancer Cause and Prevention Research	794,932	40,967
Health and Human Services, Department of	Direct		5R01CA270546-03	93.393	Cancer Cause and Prevention Research	336,055	23,947
Health and Human Services, Department of	Direct		7 R0 CA275993-04	93.393	Cancer Cause and Prevention Research	104,074	5,827
Health and Human Services, Department of	Direct		7 R21 CA257317-02	93.393	Cancer Cause and Prevention Research	823	-
Health and Human Services, Department of	Pass-Through	Aga Khan University	Sub-Grant Agreement	93.393	Cancer Cause and Prevention Research	194,980	-
Health and Human Services, Department of	Pass-Through	Arcascope Inc.	R44CA236557	93.393	Cancer Cause and Prevention Research	1,050	-
Health and Human Services, Department of	Pass-Through	Fred Hutchinson Cancer Center	0001146514	93.393	Cancer Cause and Prevention Research	3,248	-
Health and Human Services, Department of	Pass-Through	Fred Hutchinson Cancer Research Center	0001164928	93.393	Cancer Cause and Prevention Research	72,190	-
Health and Human Services, Department of	Pass-Through	Fred Hutchinson Cancer Research Center	0001203560	93.393	Cancer Cause and Prevention Research	130,005	-
Health and Human Services, Department of	Pass-Through	Georgetown University	425635_AWD7775556-UM	93.393	Cancer Cause and Prevention Research	(21,312)	-
Health and Human Services, Department of	Pass-Through	Georgetown University	425635_AWD-7775556-UM	93.393	Cancer Cause and Prevention Research	137,254	-
Health and Human Services, Department of	Pass-Through	Georgetown University	425635_AWD-7775556-UM	93.393	Cancer Cause and Prevention Research	17,286	-
Health and Human Services, Department of	Pass-Through	Houston Methodist Research Institute	AGMT00007283	93.393	Cancer Cause and Prevention Research	31,606	-
Health and Human Services, Department of	Pass-Through	Memorial Sloan-Kettering Cancer Center (MSKCC)	AWD017070	93.393	Cancer Cause and Prevention Research	42,068	-
Health and Human Services, Department of	Pass-Through	Memorial Sloan-Kettering Cancer Center (MSKCC)	C22428345	93.393	Cancer Cause and Prevention Research	(7,248)	-
Health and Human Services, Department of	Pass-Through	Stanford University	63546018-276811	93.393	Cancer Cause and Prevention Research	265,258	-
Health and Human Services, Department of	Pass-Through	The Curators of the University of Missouri Special Trust dba University of Missouri	C00084131-1	93.393	Cancer Cause and Prevention Research	132,526	-
Health and Human Services, Department of	Pass-Through	The General Hospital Corporation dba The Massachusetts General Hospital	243799	93.393	Cancer Cause and Prevention Research	67,823	-
Health and Human Services, Department of	Pass-Through	The Ohio State University	SPC-100006184 / GR126038	93.393	Cancer Cause and Prevention Research	201,075	-
Health and Human Services, Department of	Pass-Through	The Ohio State University	SPC-1000012637 / GR132594	93.393	Cancer Cause and Prevention Research	8,159	-
Health and Human Services, Department of	Pass-Through	The President and Fellows of Harvard College aka Harvard University	112237-5123620	93.393	Cancer Cause and Prevention Research	15,548	-
Health and Human Services, Department of	Pass-Through	The President and Fellows of Harvard College aka Harvard University	150313.5132976.0007	93.393	Cancer Cause and Prevention Research	110,152	-
Health and Human Services, Department of	Pass-Through	The University of Kansas Medical Center (KUMC)	AWD10000362	93.393	Cancer Cause and Prevention Research	6,515	-
Health and Human Services, Department of	Pass-Through	University of Alabama at Birmingham (UAB)	000537066-SC001	93.393	Cancer Cause and Prevention Research	76,330	-
Health and Human Services, Department of	Pass-Through	University of Arizona	704877	93.393	Cancer Cause and Prevention Research	51,423	-
Health and Human Services, Department of	Pass-Through	University of California - Irvine	2022-1741	93.393	Cancer Cause and Prevention Research	2,471	-
Health and Human Services, Department of	Pass-Through	University of California - Irvine	2023-1894	93.393	Cancer Cause and Prevention Research	20,221	-
Health and Human Services, Department of	Pass-Through	University of California, San Diego	KR 704148	93.393	Cancer Cause and Prevention Research	19,717	-
Health and Human Services, Department of	Pass-Through	University of Chicago	AWD105600(SUB00001279)	93.393	Cancer Cause and Prevention Research	71,528	-
Health and Human Services, Department of	Pass-Through	University of Colorado	FY21.1057.001	93.393	Cancer Cause and Prevention Research	17,074	-
Health and Human Services, Department of	Pass-Through	University of Colorado-Denver/Anschutz Medical Campus	FY24.1242.004	93.393	Cancer Cause and Prevention Research	7,157	-
Health and Human Services, Department of	Pass-Through	University of Colorado-Denver/Anschutz Medical Campus	FY24.1242.004	93.393	Cancer Cause and Prevention Research	38,990	-
Health and Human Services, Department of	Pass-Through	University of Florida	SUB00003875	93.393	Cancer Cause and Prevention Research	42,028	-
Health and Human Services, Department of	Pass-Through	University of Utah	10045740-06	93.393	Cancer Cause and Prevention Research	40,232	-
Health and Human Services, Department of	Pass-Through	University of Utah	10055606-01-UM	93.393	Cancer Cause and Prevention Research	38,738	-
Health and Human Services, Department of	Pass-Through	University of Utah	10063551-01-UM	93.393	Cancer Cause and Prevention Research	1,707	-
Health and Human Services, Department of	Pass-Through	University of Utah	10063551-01-UM	93.393	Cancer Cause and Prevention Research	19,345	-
Health and Human Services, Department of	Pass-Through	University of Washington	UWSC15267	93.393	Cancer Cause and Prevention Research	20,028	-
Health and Human Services, Department of	Pass-Through	University of Wisconsin	0000000958	93.393	Cancer Cause and Prevention Research	13,015	-
Health and Human Services, Department of	Pass-Through	Wake Forest University	2484-45117-11000002935	93.393	Cancer Cause and Prevention Research	13,847	-
Health and Human Services, Department of	Pass-Through	Wayne State University	WSU24057	93.393	Cancer Cause and Prevention Research	255,086	-
						<b>\$ 13,846,480</b>	<b>\$ 2,276,479</b>
Health and Human Services, Department of	Direct		1 R01 CA292946-01A1	93.394	Cancer Detection and Diagnosis Research	\$ 85,370	\$ -
Health and Human Services, Department of	Direct		1 R01 CA297995 01	93.394	Cancer Detection and Diagnosis Research	371,198	-
Health and Human Services, Department of	Direct		3 U01 CA086400-20	93.394	Cancer Detection and Diagnosis Research	(1,928)	(2,151)
Health and Human Services, Department of	Direct		4R37CA214955-08	93.394	Cancer Detection and Diagnosis Research	604,638	96,499
Health and Human Services, Department of	Direct		5 R01 CA160254-14	93.394	Cancer Detection and Diagnosis Research	396,737	26,157
Health and Human Services, Department of	Direct		5 R01 CA190299-10	93.394	Cancer Detection and Diagnosis Research	640,682	455,333
Health and Human Services, Department of	Direct		5 R01 CA214981 05	93.394	Cancer Detection and Diagnosis Research	(1)	-
Health and Human Services, Department of	Direct		5 R01 CA217954-05	93.394	Cancer Detection and Diagnosis Research	12,169	-
Health and Human Services, Department of	Direct		5 R01 CA238023-05	93.394	Cancer Detection and Diagnosis Research	143,083	-
Health and Human Services, Department of	Direct		5 R01 CA249851-05	93.394	Cancer Detection and Diagnosis Research	314,908	-
Health and Human Services, Department of	Direct		5 R01 CA250214-05	93.394	Cancer Detection and Diagnosis Research	426,313	67,085
Health and Human Services, Department of	Direct		5 R01 CA250499-06	93.394	Cancer Detection and Diagnosis Research	362,713	-
Health and Human Services, Department of	Direct		5 R01 CA258240-04	93.394	Cancer Detection and Diagnosis Research	493,379	28,396
Health and Human Services, Department of	Direct		5 R01 CA262182-05	93.394	Cancer Detection and Diagnosis Research	224,059	106,195
Health and Human Services, Department of	Direct		5 R01 CA278898-02	93.394	Cancer Detection and Diagnosis Research	616,516	-
Health and Human Services, Department of	Direct		5 R01 CA285303-02	93.394	Cancer Detection and Diagnosis Research	418,810	-
Health and Human Services, Department of	Direct		5 R01CA240706-05	93.394	Cancer Detection and Diagnosis Research	332,950	22,407
Health and Human Services, Department of	Direct		5 R35 CA197701-07	93.394	Cancer Detection and Diagnosis Research	(392)	-
Health and Human Services, Department of	Direct		5 R35 CA231996-07	93.394	Cancer Detection and Diagnosis Research	864,127	-
Health and Human Services, Department of	Direct		5 R37 CA214955-05	93.394	Cancer Detection and Diagnosis Research	(4,345)	(4,345)
Health and Human Services, Department of	Direct		5 R37 CA222829 07	93.394	Cancer Detection and Diagnosis Research	384,898	-
Health and Human Services, Department of	Direct		5 R37 CA263583-04	93.394	Cancer Detection and Diagnosis Research	608,500	-
Health and Human Services, Department of	Direct		5 R50 CA293826-02	93.394	Cancer Detection and Diagnosis Research	128,106	-
Health and Human Services, Department of	Direct		5 U01 CA230669-05	93.394	Cancer Detection and Diagnosis Research	12,539	-
Health and Human Services, Department of	Direct		5 U01 CA232931 06	93.394	Cancer Detection and Diagnosis Research	421,210	-
Health and Human Services, Department of	Direct		5 U01 CA264071-03	93.394	Cancer Detection and Diagnosis Research	321,926	-

**University of Michigan  
Schedule of Expenditures of Federal Awards  
For the Year Ended June 30, 2025**

Cluster Title/Federal Grantor/Program	Type	Pass-Through Grantor	Award Identifier	Assistance Listing Number	Assistance Listing Program Title	Federal Expenditures	Passed-Through to Subrecipients
Health and Human Services, Department of	Direct		5 U2 CCA271854-03	93.394	Cancer Detection and Diagnosis Research	893,784	220,784
Health and Human Services, Department of	Direct		5 U24 CA237683 05	93.394	Cancer Detection and Diagnosis Research	112,325	-
Health and Human Services, Department of	Direct		5 U24 CA271037-04	93.394	Cancer Detection and Diagnosis Research	807,260	-
Health and Human Services, Department of	Direct		5R01CA272940-03	93.394	Cancer Detection and Diagnosis Research	419,165	-
Health and Human Services, Department of	Pass-Through	Beckman Research Institute of the City of Hope	66426.2013410.669301	93.394	Cancer Detection and Diagnosis Research	142,649	-
Health and Human Services, Department of	Pass-Through	Dana-Farber Cancer Institute, Inc.	1308606	93.394	Cancer Detection and Diagnosis Research	141,127	-
Health and Human Services, Department of	Pass-Through	EarlyDiagnostics, Inc. dba EarlyDx	Memorandum of Understanding	93.394	Cancer Detection and Diagnosis Research	7,701	-
Health and Human Services, Department of	Pass-Through	EarlyDiagnostics, Inc. dba EarlyDx	Research Agreement	93.394	Cancer Detection and Diagnosis Research	108,036	-
Health and Human Services, Department of	Pass-Through	Fred Hutchinson Cancer Center	0001159765	93.394	Cancer Detection and Diagnosis Research	4,176	-
Health and Human Services, Department of	Pass-Through	Fred Hutchinson Cancer Center	0001187273	93.394	Cancer Detection and Diagnosis Research	10,815	-
Health and Human Services, Department of	Pass-Through	Fred Hutchinson Cancer Center	0001198137	93.394	Cancer Detection and Diagnosis Research	380,124	-
Health and Human Services, Department of	Pass-Through	Johns Hopkins University	JHU Subaward Agreement	93.394	Cancer Detection and Diagnosis Research	7,053	-
Health and Human Services, Department of	Pass-Through	Johns Hopkins University	JHU Subaward Agreement	93.394	Cancer Detection and Diagnosis Research	33,338	-
Health and Human Services, Department of	Pass-Through	New York University Grossman School of Medicine	21-A1-00-1007429/PO M230632367	93.394	Cancer Detection and Diagnosis Research	152,600	-
Health and Human Services, Department of	Pass-Through	Research Institute at Nationwide Children's Hospital	700225-0325-00	93.394	Cancer Detection and Diagnosis Research	86,319	-
Health and Human Services, Department of	Pass-Through	Research Institute at Nationwide Children's Hospital	GR001022-13-SA4	93.394	Cancer Detection and Diagnosis Research	32,181	-
Health and Human Services, Department of	Pass-Through	The Pennsylvania State University (Penn State)	S005100-DHHS	93.394	Cancer Detection and Diagnosis Research	199,823	-
Health and Human Services, Department of	Pass-Through	The Trustees of Columbia University In The City of New York dba Columbia University	1(GG012885-01)	93.394	Cancer Detection and Diagnosis Research	(394)	-
Health and Human Services, Department of	Pass-Through	The University of Texas MD Anderson Cancer Center	3002056384	93.394	Cancer Detection and Diagnosis Research	(548)	-
Health and Human Services, Department of	Pass-Through	The University of Texas MD Anderson Cancer Center	3002282305	93.394	Cancer Detection and Diagnosis Research	157,386	-
Health and Human Services, Department of	Pass-Through	The University of Texas MD Anderson Cancer Center	3002511075	93.394	Cancer Detection and Diagnosis Research	266,259	-
Health and Human Services, Department of	Pass-Through	The University of Texas Southwestern Medical Center	GMO191109	93.394	Cancer Detection and Diagnosis Research	12,286	-
Health and Human Services, Department of	Pass-Through	The University of Texas Southwestern Medical Center	GMO230506	93.394	Cancer Detection and Diagnosis Research	38,313	-
Health and Human Services, Department of	Pass-Through	The University of Texas Southwestern Medical Center	GMO230506	93.394	Cancer Detection and Diagnosis Research	290,769	-
Health and Human Services, Department of	Pass-Through	The University of Texas Southwestern Medical Center	GMO231022	93.394	Cancer Detection and Diagnosis Research	7,700	-
Health and Human Services, Department of	Pass-Through	The University of Texas Southwestern Medical Center	GMO231030	93.394	Cancer Detection and Diagnosis Research	98,738	-
Health and Human Services, Department of	Pass-Through	The University of Texas Southwestern Medical Center	GMO241010	93.394	Cancer Detection and Diagnosis Research	7,307	-
Health and Human Services, Department of	Pass-Through	The University of Texas Southwestern Medical Center	GMO241010	93.394	Cancer Detection and Diagnosis Research	59,406	-
Health and Human Services, Department of	Pass-Through	University of Akron	542717-UM	93.394	Cancer Detection and Diagnosis Research	(27,524)	-
Health and Human Services, Department of	Pass-Through	University of California, San Diego	112292279 (MP S#9002291)	93.394	Cancer Detection and Diagnosis Research	202,750	-
Health and Human Services, Department of	Pass-Through	University of Iowa	S04532-01	93.394	Cancer Detection and Diagnosis Research	68,160	-
Health and Human Services, Department of	Pass-Through	University of Pittsburgh-Of The Commonwealth System of Higher Education	AWD00006737 (138883-3)	93.394	Cancer Detection and Diagnosis Research	11,633	-
Health and Human Services, Department of	Pass-Through	University of Washington	UWSC15018	93.394	Cancer Detection and Diagnosis Research	8,257	-
Health and Human Services, Department of	Pass-Through	University of Wisconsin	0000004257	93.394	Cancer Detection and Diagnosis Research	14,337	-
Health and Human Services, Department of	Pass-Through	Virginia Polytechnic Institute and State University dba Virginia Tech	412825-19337	93.394	Cancer Detection and Diagnosis Research	56,261	-
Health and Human Services, Department of	Pass-Through	Virginia Polytechnic Institute and State University dba Virginia Tech	412935-19337	93.394	Cancer Detection and Diagnosis Research	127,100	-
						<b>\$ 12,987,837</b>	<b>\$ 1,016,360</b>
Health and Human Services, Department of	Direct		1 R21 CA267941-01A1	93.395	Cancer Treatment Research	\$ 134,444	\$ -
Health and Human Services, Department of	Direct		1 R34 CA286712-02	93.395	Cancer Treatment Research	154,747	13,128
Health and Human Services, Department of	Direct		3 UG1 CA233160-06S1	93.395	Cancer Treatment Research	677,708	-
Health and Human Services, Department of	Direct		4 R37 CA237421 06	93.395	Cancer Treatment Research	190,301	-
Health and Human Services, Department of	Direct		5 R01 CA - 286122-02	93.395	Cancer Treatment Research	473,777	39,516
Health and Human Services, Department of	Direct		5 R01 CA197780-08	93.395	Cancer Treatment Research	284,393	108,844
Health and Human Services, Department of	Direct		5 R01 CA213214-05	93.395	Cancer Treatment Research	(9,557)	-
Health and Human Services, Department of	Direct		5 R01 CA219345-05	93.395	Cancer Treatment Research	6,165	-
Health and Human Services, Department of	Direct		5 R01 CA226759-05	93.395	Cancer Treatment Research	99,196	-
Health and Human Services, Department of	Direct		5 R01 CA240514-04	93.395	Cancer Treatment Research	107,393	-
Health and Human Services, Department of	Direct		5 R01 CA240515-05	93.395	Cancer Treatment Research	253,538	-
Health and Human Services, Department of	Direct		5 R01 CA241764-05	93.395	Cancer Treatment Research	115,269	-
Health and Human Services, Department of	Direct		5 R01 CA244254-05	93.395	Cancer Treatment Research	221,310	-
Health and Human Services, Department of	Direct		5 R01 CA244509-05	93.395	Cancer Treatment Research	322,821	-
Health and Human Services, Department of	Direct		5 R01 CA249211-05	93.395	Cancer Treatment Research	331,838	-
Health and Human Services, Department of	Direct		5 R01 CA251245-05	93.395	Cancer Treatment Research	387,799	47,719
Health and Human Services, Department of	Direct		5 R01 CA261752-05	93.395	Cancer Treatment Research	648,037	307,256
Health and Human Services, Department of	Direct		5 R01 CA261926-04	93.395	Cancer Treatment Research	388,928	54,299
Health and Human Services, Department of	Direct		5 R01 CA265929-04	93.395	Cancer Treatment Research	598,554	10,028
Health and Human Services, Department of	Direct		5 R01 CA266513-03	93.395	Cancer Treatment Research	450,822	-
Health and Human Services, Department of	Direct		5 R01 CA266981-04	93.395	Cancer Treatment Research	426,544	50,359
Health and Human Services, Department of	Direct		5 R01 CA269394-02	93.395	Cancer Treatment Research	41,933	-
Health and Human Services, Department of	Direct		5 R01 CA271799-04	93.395	Cancer Treatment Research	463,968	-
Health and Human Services, Department of	Direct		5 R01 CA272561-03	93.395	Cancer Treatment Research	595,664	-
Health and Human Services, Department of	Direct		5 R01 CA272641-04	93.395	Cancer Treatment Research	498,540	-
Health and Human Services, Department of	Direct		5 R01 CA276074-03	93.395	Cancer Treatment Research	384,673	-
Health and Human Services, Department of	Direct		5 R01 CA276217-03	93.395	Cancer Treatment Research	585,799	-
Health and Human Services, Department of	Direct		5 R01 CA282005-02	93.395	Cancer Treatment Research	483,624	38,391
Health and Human Services, Department of	Direct		5 R01 CA282082-02	93.395	Cancer Treatment Research	517,836	-
Health and Human Services, Department of	Direct		5 R01 CA282098-02	93.395	Cancer Treatment Research	410,914	-
Health and Human Services, Department of	Direct		5 R01 CA282200-02	93.395	Cancer Treatment Research	472,939	-
Health and Human Services, Department of	Direct		5 R01 CA282673-02	93.395	Cancer Treatment Research	358,416	-
Health and Human Services, Department of	Direct		5 R01 CA283058-04	93.395	Cancer Treatment Research	263,180	-
Health and Human Services, Department of	Direct		5 R01 CA283504-02	93.395	Cancer Treatment Research	541,250	-
Health and Human Services, Department of	Direct		5 R01 CA285730-02	93.395	Cancer Treatment Research	611,535	-
Health and Human Services, Department of	Direct		5 R01 CA285790-02	93.395	Cancer Treatment Research	513,031	17,245
Health and Human Services, Department of	Direct		5 R01 CA289013-02	93.395	Cancer Treatment Research	846,226	-
Health and Human Services, Department of	Direct		5 R01 CA289631 02	93.395	Cancer Treatment Research	344,918	-
Health and Human Services, Department of	Direct		5 R01CA248310 05	93.395	Cancer Treatment Research	709,810	-
Health and Human Services, Department of	Direct		5 R21 CA252428-03	93.395	Cancer Treatment Research	(561)	-
Health and Human Services, Department of	Direct		5 R21 CA259763-02	93.395	Cancer Treatment Research	63,390	-

**University of Michigan  
Schedule of Expenditures of Federal Awards  
For the Year Ended June 30, 2025**

Cluster Title/Federal Grantor/Program	Type	Pass-Through Grantor	Award Identifier	Assistance Listing		Federal Expenditures	Passed-Through to Subrecipients
				Number	Assistance Listing Program Title		
Health and Human Services, Department of	Direct		5 R21 CA267412-02	93.395	Cancer Treatment Research	87,427	-
Health and Human Services, Department of	Direct		5 R21 CA286372-02	93.395	Cancer Treatment Research	200,211	-
Health and Human Services, Department of	Direct		5 R21 CA287325-02	93.395	Cancer Treatment Research	359,274	-
Health and Human Services, Department of	Direct		5 R37 CA237421-05	93.395	Cancer Treatment Research	160,663	-
Health and Human Services, Department of	Direct		5 R37 CA258346-05	93.395	Cancer Treatment Research	622,053	-
Health and Human Services, Department of	Direct		5 R50CA251960-05	93.395	Cancer Treatment Research	142,274	-
Health and Human Services, Department of	Direct		5 U01 CA229437-04	93.395	Cancer Treatment Research	22,549	2,203
Health and Human Services, Department of	Direct		5R03CA280126-02	93.395	Cancer Treatment Research	123,238	-
Health and Human Services, Department of	Pass-Through	AmpedRNA Biosciences, LLC	Research Agreement	93.395	Cancer Treatment Research	128,533	-
Health and Human Services, Department of	Pass-Through	Duke University	303000951	93.395	Cancer Treatment Research	34,603	-
Health and Human Services, Department of	Pass-Through	H. Lee Moffitt Cancer Center and Research Institute, Inc.	10-20692-99-01-G1	93.395	Cancer Treatment Research	843	-
Health and Human Services, Department of	Pass-Through	H. Lee Moffitt Cancer Center and Research Institute, Inc.	10-20750-99-01-G1/110856139	93.395	Cancer Treatment Research	18,423	-
Health and Human Services, Department of	Pass-Through	H. Lee Moffitt Cancer Center and Research Institute, Inc.	10-22045-99-01-G2	93.395	Cancer Treatment Research	165,107	-
Health and Human Services, Department of	Pass-Through	H. Lee Moffitt Cancer Center and Research Institute, Inc.	10-22430-99-01-G1	93.395	Cancer Treatment Research	368,697	-
Health and Human Services, Department of	Pass-Through	NRG Oncology Foundation, Inc.	NRG-Morgan-GY10	93.395	Cancer Treatment Research	(2,881)	-
Health and Human Services, Department of	Pass-Through	NRG Oncology Foundation, Inc.	NRG-Morgan-GY11	93.395	Cancer Treatment Research	7,000	-
Health and Human Services, Department of	Pass-Through	NRG Oncology Foundation, Inc.	NRG-NAME-GY10	93.395	Cancer Treatment Research	124,800	-
Health and Human Services, Department of	Pass-Through	Oregon Health and Science University	1013080_UMICHIGAN	93.395	Cancer Treatment Research	35,691	-
Health and Human Services, Department of	Pass-Through	Oregon Health and Science University	1013080_UMICHIGAN	93.395	Cancer Treatment Research	18,849	-
Health and Human Services, Department of	Pass-Through	Public Health Institute	AR64211	93.395	Cancer Treatment Research	(12,176)	-
Health and Human Services, Department of	Pass-Through	Public Health Institute	AR71244/PO 00005869	93.395	Cancer Treatment Research	10,008	-
Health and Human Services, Department of	Pass-Through	Public Health Institute	AR72700	93.395	Cancer Treatment Research	5,029	-
Health and Human Services, Department of	Pass-Through	Public Health Institute	AR72760	93.395	Cancer Treatment Research	17,051	-
Health and Human Services, Department of	Pass-Through	Public Health Institute	AR73492/PO 6553	93.395	Cancer Treatment Research	7,412	-
Health and Human Services, Department of	Pass-Through	Public Health Institute	AR75225	93.395	Cancer Treatment Research	10,464	-
Health and Human Services, Department of	Pass-Through	Roswell Park Cancer Institute	520-01	93.395	Cancer Treatment Research	19,698	-
Health and Human Services, Department of	Pass-Through	Sarcoma Alliance for Research Through Collaboration (SARC)	SARC037-4	93.395	Cancer Treatment Research	15,751	-
Health and Human Services, Department of	Pass-Through	Sarcoma Alliance for Research Through Collaboration (SARC)	SARC037-5	93.395	Cancer Treatment Research	(196)	-
Health and Human Services, Department of	Pass-Through	Sarcoma Alliance for Research Through Collaboration (SARC)	SARC037-9	93.395	Cancer Treatment Research	124,665	-
Health and Human Services, Department of	Pass-Through	The Ohio State University	GR120135 SPC-1000004196	93.395	Cancer Treatment Research	18,573	-
Health and Human Services, Department of	Pass-Through	The Ohio State University	SPC-1000013133   GR131751	93.395	Cancer Treatment Research	16,500	-
Health and Human Services, Department of	Pass-Through	The Ohio State University	SPC-1000013271   GR134676	93.395	Cancer Treatment Research	18,935	-
Health and Human Services, Department of	Pass-Through	The Trustees of The University of Pennsylvania	581607/PO 5304080	93.395	Cancer Treatment Research	98,041	-
Health and Human Services, Department of	Pass-Through	The University of Texas MD Anderson Cancer Center	3002047735	93.395	Cancer Treatment Research	(3,204)	-
Health and Human Services, Department of	Pass-Through	The University of Texas MD Anderson Cancer Center	3002315834	93.395	Cancer Treatment Research	3,327	-
Health and Human Services, Department of	Pass-Through	The University of Texas MD Anderson Cancer Center	3002603177	93.395	Cancer Treatment Research	3,893	-
Health and Human Services, Department of	Pass-Through	University of Arizona	680694	93.395	Cancer Treatment Research	14,997	-
Health and Human Services, Department of	Pass-Through	University of California, San Francisco (UCSF)	14159sc - PNOOC 023	93.395	Cancer Treatment Research	104,504	-
Health and Human Services, Department of	Pass-Through	University of California, San Francisco (UCSF)	15893sc	93.395	Cancer Treatment Research	21,175	-
Health and Human Services, Department of	Pass-Through	University of Chicago	AWD042423 SUB00000942	93.395	Cancer Treatment Research	43,011	-
Health and Human Services, Department of	Pass-Through	University of Miami	OS00001185	93.395	Cancer Treatment Research	146,490	-
Health and Human Services, Department of	Pass-Through	University of Nebraska	34-1905-2267-001	93.395	Cancer Treatment Research	796	-
Health and Human Services, Department of	Pass-Through	Van Andel Research Institute	CON-000424	93.395	Cancer Treatment Research	138,156	-
Health and Human Services, Department of	Pass-Through	Yale University	CON-80004848 (GR122695)	93.395	Cancer Treatment Research	31,496	-
						<b>\$ 18,442,862</b>	<b>\$ 688,988</b>
Health and Human Services, Department of	Direct		1 R01 CA289045-01A1	93.396	Cancer Biology Research	108,596	-
Health and Human Services, Department of	Direct		1 R01 CA291806-01A1	93.396	Cancer Biology Research	119,468	-
Health and Human Services, Department of	Direct		1 R21 CA225493-01A1	93.396	Cancer Biology Research	(1,911)	-
Health and Human Services, Department of	Direct		3 R37 CA282790-02S1	93.396	Cancer Biology Research	762,397	-
Health and Human Services, Department of	Direct		5 P01 CA093900-17	93.396	Cancer Biology Research	1,315,089	168,709
Health and Human Services, Department of	Direct		5 R01 CA071699-25	93.396	Cancer Biology Research	125,562	-
Health and Human Services, Department of	Direct		5 R01 CA107469-18	93.396	Cancer Biology Research	370,755	-
Health and Human Services, Department of	Direct		5 R01 CA125577-15	93.396	Cancer Biology Research	35,949	-
Health and Human Services, Department of	Direct		5 R01 CA148828-15	93.396	Cancer Biology Research	473,879	-
Health and Human Services, Department of	Direct		5 R01 CA215596-05	93.396	Cancer Biology Research	5,922	-
Health and Human Services, Department of	Direct		5 R01 CA227622-05	93.396	Cancer Biology Research	(100,059)	4,347
Health and Human Services, Department of	Direct		5 R01 CA236722-05	93.396	Cancer Biology Research	128,272	-
Health and Human Services, Department of	Direct		5 R01 CA240993-05	93.396	Cancer Biology Research	68,166	72,510
Health and Human Services, Department of	Direct		5 R01 CA243916-05	93.396	Cancer Biology Research	210,181	-
Health and Human Services, Department of	Direct		5 R01 CA244827-05	93.396	Cancer Biology Research	542,263	-
Health and Human Services, Department of	Direct		5 R01 CA24505901-05	93.396	Cancer Biology Research	230,001	-
Health and Human Services, Department of	Direct		5 R01 CA245546-05	93.396	Cancer Biology Research	518,942	-
Health and Human Services, Department of	Direct		5 R01 CA248430-05	93.396	Cancer Biology Research	556,877	-
Health and Human Services, Department of	Direct		5 R01 CA260677-03	93.396	Cancer Biology Research	343,268	-
Health and Human Services, Department of	Direct		5 R01 CA260752-03	93.396	Cancer Biology Research	698,129	-
Health and Human Services, Department of	Direct		5 R01 CA261985-04	93.396	Cancer Biology Research	536,732	-
Health and Human Services, Department of	Direct		5 R01 CA268426-03	93.396	Cancer Biology Research	667,528	-
Health and Human Services, Department of	Direct		5 R01 CA269025-03	93.396	Cancer Biology Research	350,058	-
Health and Human Services, Department of	Direct		5 R01 CA271369-04	93.396	Cancer Biology Research	592,235	-
Health and Human Services, Department of	Direct		5 R01 CA271510-04	93.396	Cancer Biology Research	564,187	-
Health and Human Services, Department of	Direct		5 R01 CA273732-02	93.396	Cancer Biology Research	763,052	99,454
Health and Human Services, Department of	Direct		5 R01 CA275182-03	93.396	Cancer Biology Research	728,762	-
Health and Human Services, Department of	Direct		5 R01 CA276117-03	93.396	Cancer Biology Research	453,599	-
Health and Human Services, Department of	Direct		5 R01 CA278976-02	93.396	Cancer Biology Research	626,345	229,779
Health and Human Services, Department of	Direct		5 R01 CA288526-02	93.396	Cancer Biology Research	418,745	76,164
Health and Human Services, Department of	Direct		5 R01 CA288546-02	93.396	Cancer Biology Research	417,030	-
Health and Human Services, Department of	Direct		5 R01 CA290780-02	93.396	Cancer Biology Research	457,880	188,113
Health and Human Services, Department of	Direct		5 R01CA241947-05	93.396	Cancer Biology Research	(4,320)	-

**University of Michigan**  
**Schedule of Expenditures of Federal Awards**  
**For the Year Ended June 30, 2025**

Cluster Title/Federal Grantor/Program	Type	Pass-Through Grantor	Award Identifier	Assistance Listing Number	Assistance Listing Program Title	Federal Expenditures	Passed-Through to Subrecipients
Health and Human Services, Department of	Direct		5 R01CA244931-05	93.396	Cancer Biology Research	379,208	43,902
Health and Human Services, Department of	Direct		5 R01CA248160-05	93.396	Cancer Biology Research	236,493	-
Health and Human Services, Department of	Direct		5 R21 CA257864-03	93.396	Cancer Biology Research	86,765	-
Health and Human Services, Department of	Direct		5 R21 CA286898-02	93.396	Cancer Biology Research	203,892	-
Health and Human Services, Department of	Direct		5 R33 CA261696-03	93.396	Cancer Biology Research	371,868	-
Health and Human Services, Department of	Direct		5 R37 CA233476-07	93.396	Cancer Biology Research	476,737	-
Health and Human Services, Department of	Direct		5 R37 CA262209-04	93.396	Cancer Biology Research	442,351	-
Health and Human Services, Department of	Direct		5 R37 CA273138-04	93.396	Cancer Biology Research	433,780	-
Health and Human Services, Department of	Direct		5 R50 CA221807-07	93.396	Cancer Biology Research	230,294	-
Health and Human Services, Department of	Direct		5 R61 CA281657-03	93.396	Cancer Biology Research	222,298	-
Health and Human Services, Department of	Direct		5 U01 CA243075-05	93.396	Cancer Biology Research	129,249	240
Health and Human Services, Department of	Pass-Through	Arizona State University	ASUB00000412	93.396	Cancer Biology Research	18,089	-
Health and Human Services, Department of	Pass-Through	Baylor College of Medicine	P700000354	93.396	Cancer Biology Research	36,767	-
Health and Human Services, Department of	Pass-Through	Henry Ford Health System	R01CA247516	93.396	Cancer Biology Research	2,844	-
Health and Human Services, Department of	Pass-Through	Houston Methodist Research Institute	AGMT00013667	93.396	Cancer Biology Research	12,464	-
Health and Human Services, Department of	Pass-Through	Magee Womens Research Institute	6819	93.396	Cancer Biology Research	62,886	-
Health and Human Services, Department of	Pass-Through	Northwestern University	60060418 UM	93.396	Cancer Biology Research	(2,936)	-
Health and Human Services, Department of	Pass-Through	The Regents of the University of Minnesota	H010927601	93.396	Cancer Biology Research	90,794	-
Health and Human Services, Department of	Pass-Through	The Trustees of Columbia University In The City of New York dba Columbia University	1(GG016471-01)	93.396	Cancer Biology Research	36,692	-
Health and Human Services, Department of	Pass-Through	The Trustees of Columbia University In The City of New York dba Columbia University	1(GG017937-01) PO SAPO G16613	93.396	Cancer Biology Research	87,940	-
Health and Human Services, Department of	Pass-Through	University of Iowa	S02477-01	93.396	Cancer Biology Research	193,838	-
Health and Human Services, Department of	Pass-Through	University of Pittsburgh Medical Center (UPMC)	AWD00006808 (139005-1)	93.396	Cancer Biology Research	21,567	-
Health and Human Services, Department of	Pass-Through	University of Southern California	137541551	93.396	Cancer Biology Research	241,581	-
Health and Human Services, Department of	Pass-Through	Yale University	CON-80003771 (GR116879)	93.396	Cancer Biology Research	19,698	-
						<b>\$ 17,118,738</b>	<b>\$ 883,218</b>
Health and Human Services, Department of	Direct		2 - U54 - CA - 229974 - 06	93.397	Cancer Centers Support Grants	4,385,725	1,846,232
Health and Human Services, Department of	Direct		5 P30 CA046592-33	93.397	Cancer Centers Support Grants	(20,221)	-
Health and Human Services, Department of	Direct		5 P30 CA046592-35	93.397	Cancer Centers Support Grants	7,803,647	-
Health and Human Services, Department of	Direct		5 P50 CA186786-10	93.397	Cancer Centers Support Grants	527,341	110,484
Health and Human Services, Department of	Direct		5 P50 CA269022-03	93.397	Cancer Centers Support Grants	2,447,318	64,774
Health and Human Services, Department of	Direct		5 P50 CA272170-03	93.397	Cancer Centers Support Grants	2,594,896	2,057,743
Health and Human Services, Department of	Direct		5 U54 CA163059-10	93.397	Cancer Centers Support Grants	(5,810)	7,911
Health and Human Services, Department of	Pass-Through	The University of Texas MD Anderson Cancer Center	3002301329	93.397	Cancer Centers Support Grants	375,695	-
Health and Human Services, Department of	Pass-Through	The University of Texas MD Anderson Cancer Center	3002544066	93.397	Cancer Centers Support Grants	261,739	-
Health and Human Services, Department of	Pass-Through	University of Southern California	SCON-00005435	93.397	Cancer Centers Support Grants	27,141	-
Health and Human Services, Department of	Pass-Through	University of Southern California	SCON-00007124	93.397	Cancer Centers Support Grants	8,704	-
						<b>\$ 18,406,175</b>	<b>\$ 4,087,144</b>
Health and Human Services, Department of	Direct		1 F30 CA288093-01A1	93.398	Cancer Research Manpower	15,910	-
Health and Human Services, Department of	Direct		1 F31 CA264850-02	93.398	Cancer Research Manpower	(21,291)	-
Health and Human Services, Department of	Direct		1 F31 CA271474-02	93.398	Cancer Research Manpower	50,198	-
Health and Human Services, Department of	Direct		1 F31 CA278378-01A1	93.398	Cancer Research Manpower	(602)	-
Health and Human Services, Department of	Direct		1 F31 CA281241-02	93.398	Cancer Research Manpower	29,874	-
Health and Human Services, Department of	Direct		1 F32 CA275283-01A1	93.398	Cancer Research Manpower	3,429	-
Health and Human Services, Department of	Direct		1 F99 CA274517-02	93.398	Cancer Research Manpower	(3,694)	-
Health and Human Services, Department of	Direct		1 F99 CA284256-02	93.398	Cancer Research Manpower	28,173	-
Health and Human Services, Department of	Direct		3 K08 CA230204-06S1	93.398	Cancer Research Manpower	33,786	-
Health and Human Services, Department of	Direct		4 K00 CA274517-03	93.398	Cancer Research Manpower	46,364	-
Health and Human Services, Department of	Direct		5 F30 CA275039-03	93.398	Cancer Research Manpower	68,438	-
Health and Human Services, Department of	Direct		5 F30 CA288021-02	93.398	Cancer Research Manpower	45,971	-
Health and Human Services, Department of	Direct		5 F31 CA265082-03	93.398	Cancer Research Manpower	(8,283)	-
Health and Human Services, Department of	Direct		5 F31 CA265085-03	93.398	Cancer Research Manpower	836	-
Health and Human Services, Department of	Direct		5 F31 CA271463-02	93.398	Cancer Research Manpower	11,667	-
Health and Human Services, Department of	Direct		5 F31 CA271576-03	93.398	Cancer Research Manpower	(13,633)	-
Health and Human Services, Department of	Direct		5 F31 CA275088-02	93.398	Cancer Research Manpower	(20,292)	-
Health and Human Services, Department of	Direct		5 F31 CA281079-03	93.398	Cancer Research Manpower	51,625	-
Health and Human Services, Department of	Direct		5 F31 CA281194-03	93.398	Cancer Research Manpower	51,168	-
Health and Human Services, Department of	Direct		5 F31 CA284505-02	93.398	Cancer Research Manpower	43,619	-
Health and Human Services, Department of	Direct		5 F31 CA284520-03	93.398	Cancer Research Manpower	50,939	-
Health and Human Services, Department of	Direct		5 F31 CA287709-02	93.398	Cancer Research Manpower	49,109	-
Health and Human Services, Department of	Direct		5 F31CA275102-03	93.398	Cancer Research Manpower	57,445	-
Health and Human Services, Department of	Direct		5 F32 CA260735-03	93.398	Cancer Research Manpower	1,627	-
Health and Human Services, Department of	Direct		5 F32 CA261115-03	93.398	Cancer Research Manpower	19,185	-
Health and Human Services, Department of	Direct		5 F99 CA264414-02	93.398	Cancer Research Manpower	(1,800)	-
Health and Human Services, Department of	Direct		5 K01 CA255137-03	93.398	Cancer Research Manpower	155,424	-
Health and Human Services, Department of	Direct		5 K08 CA234416-05	93.398	Cancer Research Manpower	29,597	-
Health and Human Services, Department of	Direct		5 K08 CA237638-05	93.398	Cancer Research Manpower	(1,132)	-
Health and Human Services, Department of	Direct		5 K08 CA245237-05	93.398	Cancer Research Manpower	134,151	-
Health and Human Services, Department of	Direct		5 K08 CA263552-04	93.398	Cancer Research Manpower	211,048	-
Health and Human Services, Department of	Direct		5 K08 CA270077-05	93.398	Cancer Research Manpower	80,730	-
Health and Human Services, Department of	Direct		5 K08 CA273047-03	93.398	Cancer Research Manpower	213,652	-
Health and Human Services, Department of	Direct		5 K08 CA279659-03	93.398	Cancer Research Manpower	283,894	-
Health and Human Services, Department of	Direct		5 K08 CA282374-03	93.398	Cancer Research Manpower	286,270	-
Health and Human Services, Department of	Direct		5 K22CA262349-03	93.398	Cancer Research Manpower	455	-
Health and Human Services, Department of	Direct		5 K99 CA267261-02	93.398	Cancer Research Manpower	(3,611)	-
Health and Human Services, Department of	Direct		5 R25 CA203651-05	93.398	Cancer Research Manpower	18,777	-
Health and Human Services, Department of	Direct		T32 CA009357	93.398	Cancer Research Manpower	(1,290)	-
Health and Human Services, Department of	Direct		T32 CA009357	93.398	Cancer Research Manpower	433,048	-
Health and Human Services, Department of	Direct		T32 CA009672	93.398	Cancer Research Manpower	258,295	-

**University of Michigan  
Schedule of Expenditures of Federal Awards  
For the Year Ended June 30, 2025**

Cluster Title/Federal Grantor/Program	Type	Pass-Through Grantor	Award Identifier	Assistance Listing		Federal Expenditures	Passed-Through to Subrecipients
				Number	Assistance Listing Program Title		
Health and Human Services, Department of	Direct		T32 CA009676	93.398	Cancer Research Manpower	6,151	-
Health and Human Services, Department of	Direct		T32 CA009676	93.398	Cancer Research Manpower	311,760	-
Health and Human Services, Department of	Direct		T32 CA083654	93.398	Cancer Research Manpower	1,150	-
Health and Human Services, Department of	Direct		T32 CA083654	93.398	Cancer Research Manpower	274,982	-
Health and Human Services, Department of	Direct		T32 CA140044	93.398	Cancer Research Manpower	476,914	-
Health and Human Services, Department of	Direct		T32 CA180984	93.398	Cancer Research Manpower	8,660	-
Health and Human Services, Department of	Direct		T32 CA180984	93.398	Cancer Research Manpower	240,736	-
Health and Human Services, Department of	Direct		T32CA236621	93.398	Cancer Research Manpower	380,963	72,377
Health and Human Services, Department of	Pass-Through	Beth Israel Deaconess Medical Center, Inc.	GRT65682	93.398	Cancer Research Manpower	3,664	-
Health and Human Services, Department of	Pass-Through	Case Western Reserve University	TRN603532	93.398	Cancer Research Manpower	18,582	-
						<b>\$ 4,412,638</b>	<b>\$ 72,377</b>
Health and Human Services, Department of	Direct		5 UG1 CA242632-05	93.399	Cancer Control	\$ 2,359,694	\$ 495,477
Health and Human Services, Department of	Pass-Through	Alliance NCTN Foundation	202110103	93.399	Cancer Control	3,305	-
Health and Human Services, Department of	Pass-Through	Alliance NCTN Foundation	202110103	93.399	Cancer Control	14,485	-
Health and Human Services, Department of	Pass-Through	ECOG-ACRIN Medical Research Foundation, Inc	2UG1CA189828-06-MICH3	93.399	Cancer Control	1,000	-
Health and Human Services, Department of	Pass-Through	ECOG-ACRIN Medical Research Foundation, Inc	UG1CA189828-06-MICH1	93.399	Cancer Control	971	-
Health and Human Services, Department of	Pass-Through	ECOG-ACRIN Medical Research Foundation, Inc	UG1CA189828-06-MICH2	93.399	Cancer Control	9,613	-
Health and Human Services, Department of	Pass-Through	NRG Oncology Foundation, Inc.	NCORP-HAWLEY-GY11	93.399	Cancer Control	9,305	-
Health and Human Services, Department of	Pass-Through	Oregon Health and Science University	1014562_MICHIGAN	93.399	Cancer Control	(2,770)	-
Health and Human Services, Department of	Pass-Through	Oregon Health and Science University	1014562_UMICHIGAN_Henry	93.399	Cancer Control	1,615	-
Health and Human Services, Department of	Pass-Through	Oregon Health and Science University	1014562_UMICHIGAN_Henry	93.399	Cancer Control	27,303	-
Health and Human Services, Department of	Pass-Through	Oregon Health and Science University	1014562_UMICHIGAN_Leja	93.399	Cancer Control	(322)	-
Health and Human Services, Department of	Pass-Through	Oregon Health and Science University	1014562_UMICHIGAN_Leja	93.399	Cancer Control	5,082	-
Health and Human Services, Department of	Pass-Through	Oregon Health and Science University	1014562_UMICHIGAN_Leja	93.399	Cancer Control	43,193	-
Health and Human Services, Department of	Pass-Through	Oregon Health and Science University	1014562_UMICHIGAN_Rae	93.399	Cancer Control	166	-
Health and Human Services, Department of	Pass-Through	Oregon Health and Science University	1014562_UMICHIGAN_Rae	93.399	Cancer Control	5,854	-
						<b>\$ 2,478,494</b>	<b>\$ 495,477</b>
Health and Human Services, Department of	Pass-Through	National Foundation for the Centers for Disease Control & Prevention Inc.(CDC Foundation)	41229	93.421	Strengthening Public Health Systems and Services through National Partnerships to Improve and Protect the Nation's Health	\$ 19,476	\$ -
Health and Human Services, Department of	Pass-Through	The Task Force for Global Health, Inc. (TFGH)	6 NU38PW000002-01-01	93.421	Strengthening Public Health Systems and Services through National Partnerships to Improve and Protect the Nation's Health	17,921	-
Health and Human Services, Department of	Pass-Through	The Task Force for Global Health, Inc. (TFGH)	Contractor Agreement	93.421	Strengthening Public Health Systems and Services through National Partnerships to Improve and Protect the Nation's Health	(21,397)	-
						<b>\$ 16,000</b>	<b>\$ -</b>
Health and Human Services, Department of	Direct		90ARCP0003-04-00	93.433	ACL National Institute on Disability, Independent Living, and Rehabilitation Research	\$ (32,609)	\$ -
Health and Human Services, Department of	Direct		90ARCP0003-05-00	93.433	ACL National Institute on Disability, Independent Living, and Rehabilitation Research	60,307	-
Health and Human Services, Department of	Direct		90IFRE0002-03-00	93.433	ACL National Institute on Disability, Independent Living, and Rehabilitation Research	(718)	-
Health and Human Services, Department of	Direct		90IFRE0059-01-00	93.433	ACL National Institute on Disability, Independent Living, and Rehabilitation Research	(100)	-
Health and Human Services, Department of	Direct		90IFRE0059-02-01	93.433	ACL National Institute on Disability, Independent Living, and Rehabilitation Research	120,807	-
Health and Human Services, Department of	Direct		90IFRE0059-03-01	93.433	ACL National Institute on Disability, Independent Living, and Rehabilitation Research	109,729	-
Health and Human Services, Department of	Direct		90IFRE0072-01-00	93.433	ACL National Institute on Disability, Independent Living, and Rehabilitation Research	(19,082)	-
Health and Human Services, Department of	Direct		90IFRE0072-02-00	93.433	ACL National Institute on Disability, Independent Living, and Rehabilitation Research	70,351	-
Health and Human Services, Department of	Direct		90IFRE0072-03	93.433	ACL National Institute on Disability, Independent Living, and Rehabilitation Research	174,022	-
Health and Human Services, Department of	Direct		90IFRE0097-01-00	93.433	ACL National Institute on Disability, Independent Living, and Rehabilitation Research	100,252	-
Health and Human Services, Department of	Direct		90RTGF0005-01-00	93.433	ACL National Institute on Disability, Independent Living, and Rehabilitation Research	(10,738)	(10,405)
Health and Human Services, Department of	Direct		90RTHF0001-05-00	93.433	ACL National Institute on Disability, Independent Living, and Rehabilitation Research	276,091	92,089
Health and Human Services, Department of	Direct		90RTHF0005-02-00	93.433	ACL National Institute on Disability, Independent Living, and Rehabilitation Research	308,855	76,150
Health and Human Services, Department of	Direct		90RTHF0005-03-00	93.433	ACL National Institute on Disability, Independent Living, and Rehabilitation Research	595,584	108,304
Health and Human Services, Department of	Direct		90SIMS0018-03-01	93.433	ACL National Institute on Disability, Independent Living, and Rehabilitation Research	406,937	-
Health and Human Services, Department of	Direct		90SIMS0018-02-00	93.433	ACL National Institute on Disability, Independent Living, and Rehabilitation Research	120,033	14,067
Health and Human Services, Department of	Pass-Through	Brandeis University	GR404432_UMI PO GR404234	93.433	ACL National Institute on Disability, Independent Living, and Rehabilitation Research	(19,743)	-
Health and Human Services, Department of	Pass-Through	Brandeis University	GR404653_UMI	93.433	ACL National Institute on Disability, Independent Living, and Rehabilitation Research	63,628	-
Health and Human Services, Department of	Pass-Through	Brandeis University	GR404685_UMI	93.433	ACL National Institute on Disability, Independent Living, and Rehabilitation Research	3,740	-
Health and Human Services, Department of	Pass-Through	Brandeis University	GR404834_UMI	93.433	ACL National Institute on Disability, Independent Living, and Rehabilitation Research	15,956	-

**University of Michigan  
Schedule of Expenditures of Federal Awards  
For the Year Ended June 30, 2025**

Cluster Title/Federal Grantor/Program	Type	Pass-Through Grantor	Award Identifier	Assistance Listing Number	Assistance Listing Program Title	Federal Expenditures	Passed-Through to Subrecipients
Health and Human Services, Department of	Pass-Through	Brandeis University	GR404849_UMI	93.433	ACL National Institute on Disability, Independent Living, and Rehabilitation Research	9,724	-
Health and Human Services, Department of	Pass-Through	Medical University of South Carolina	A25-0119-S002	93.433	ACL National Institute on Disability, Independent Living, and Rehabilitation Research	98,089	-
Health and Human Services, Department of	Pass-Through	University of Delaware	UDR0000138	93.433	ACL National Institute on Disability, Independent Living, and Rehabilitation Research	17,223	-
Health and Human Services, Department of	Pass-Through	University of Pittsburgh-Of The Commonwealth System of Higher Education	AWD00002848 (135089-1)	93.433	ACL National Institute on Disability, Independent Living, and Rehabilitation Research	(25,479)	-
Health and Human Services, Department of	Pass-Through	University of Pittsburgh-Of The Commonwealth System of Higher Education	AWD00002848 (139886-1)	93.433	ACL National Institute on Disability, Independent Living, and Rehabilitation Research	24,498	-
Health and Human Services, Department of	Pass-Through	University of Pittsburgh-Of The Commonwealth System of Higher Education	AWD00002848 139395-1	93.433	ACL National Institute on Disability, Independent Living, and Rehabilitation Research	15,955	-
Health and Human Services, Department of	Pass-Through	Virginia Commonwealth University	FP00022693_SA003	93.433	ACL National Institute on Disability, Independent Living, and Rehabilitation Research	1,842	-
						<b>\$ 2,485,154</b>	<b>\$ 280,205</b>
Health and Human Services, Department of	Direct		5 NU50 MN000001-05-00	93.456	CDC Undergraduate Public Health Scholars Program (CUPS): A Public Health Experience to Expose Undergraduates Interested in Minority Health to Public Health and the Public Health Professions	\$ (66,001)	-
Health and Human Services, Department of	Direct		5 NU50CD300861-03-00	93.456	CDC Undergraduate Public Health Scholars Program (CUPS): A Public Health Experience to Expose Undergraduates Interested in Minority Health to Public Health and the Public Health Professions	1,060,413	-
Health and Human Services, Department of	Direct		6 NU50CD300861-01-02	93.456	CDC Undergraduate Public Health Scholars Program (CUPS): A Public Health Experience to Expose Undergraduates Interested in Minority Health to Public Health and the Public Health Professions	(1,416)	-
Health and Human Services, Department of	Direct		2 UB6HP31684-05-00	93.516	Public Health Training Centers Program	\$ 992,996	-
Health and Human Services, Department of	Pass-Through	University of Pittsburgh-Of The Commonwealth System of Higher Education	AWD00006506 (138878-1)	93.583	Refugee and Entrant Assistance Wilson/Fish Program	\$ 1,051,116	\$ 345,373
Health and Human Services, Department of	Pass-Through	Triple P America, Inc.	G-2223-22-0507	93.590	Community-Based Child Abuse Prevention Grants	\$ 428,377	-
Health and Human Services, Department of	Pass-Through	Triple P America, Inc.	G-2223-22-0507	93.590	Community-Based Child Abuse Prevention Grants	\$ 64,275	-
Health and Human Services, Department of	Pass-Through	Triple P America, Inc.	G-2223-22-0507	93.590	Community-Based Child Abuse Prevention Grants	\$ 44,601	-
Health and Human Services, Department of	Pass-Through	Triple P America, Inc.	G-2223-22-0507	93.590	Community-Based Child Abuse Prevention Grants	\$ 40,405	-
Health and Human Services, Department of	Pass-Through	The Ohio State University	SPC-100013275   GR133981	93.669	Child Abuse and Neglect State Grants	\$ 149,281	-
Health and Human Services, Department of	Direct		5 M01HP41985-04-00	93.732	Mental and Behavioral Health Education and Training Grants	\$ 50,111	-
Health and Human Services, Department of	Pass-Through	Eastern Michigan University	RG2665-3210/PO#P0049017	93.732	Mental and Behavioral Health Education and Training Grants	\$ 259,723	-
						<b>\$ 349,584</b>	<b>-</b>
						<b>\$ 609,307</b>	<b>-</b>
Health and Human Services, Department of	Pass-Through	Michigan, State of, Health and Human Services, Department of	E20252004-00 P CSHCA	93.779	Centers for Medicare and Medicaid Services (CMS) Research, Demonstrations and Evaluations	\$ 16,021	-
Health and Human Services, Department of	Pass-Through	Community Mental Health Partnership of Southeast Michigan	C25040	93.788	Opioid STR	\$ 86,281	-
Health and Human Services, Department of	Pass-Through	Home of New Vision	Subaward Agreement	93.788	Opioid STR	3,797	-
Health and Human Services, Department of	Pass-Through	Michigan, State of, Health and Human Services, Department of	E20221730-00 / BI	93.788	Opioid STR	(8,037)	-
Health and Human Services, Department of	Pass-Through	Michigan, State of, Health and Human Services, Department of	E20234475-00 CH (MOCSOR2-U)	93.788	Opioid STR	(1,195)	-
Health and Human Services, Department of	Pass-Through	Michigan, State of, Health and Human Services, Department of	E2054934-00 SOR4 BW-UM	93.788	Opioid STR	444,147	-
						<b>\$ 524,993</b>	<b>-</b>
Health and Human Services, Department of	Direct		5 R61 NS123760-02	93.800	Organized Approaches to Increase Colorectal Cancer Screening	\$ (43,243)	-
Health and Human Services, Department of	Direct		5 NU38FT000002-01-04	93.823	Public Health Response, Forecasting, and Analytic Capacities Related to Disease Outbreaks, Epidemics, and Pandemics	\$ 1,267,003	-
Health and Human Services, Department of	Direct		5 NU38FT000002-01-05	93.823	Public Health Response, Forecasting, and Analytic Capacities Related to Disease Outbreaks, Epidemics, and Pandemics	78,098	-
						<b>\$ 1,345,101</b>	<b>-</b>
Health and Human Services, Department of	Direct		5 NU58DP006956-04-00	93.833	Supporting and Maintaining a Surveillance System for Chronic Kidney Disease (CKD) in the United States	\$ 1,106,818	\$ 25,221
Health and Human Services, Department of	Pass-Through	Northern California Institute for Research & Education, Inc. (NCIRE)	WEI2990-09	93.833	Supporting and Maintaining a Surveillance System for Chronic Kidney Disease (CKD) in the United States	155,948	-
Health and Human Services, Department of	Pass-Through	University of California - Berkeley	0010399	93.833	Supporting and Maintaining a Surveillance System for Chronic Kidney Disease (CKD) in the United States	40,729	-
						<b>\$ 1,303,495</b>	<b>\$ 25,221</b>
Health and Human Services, Department of	Direct		1 F31 HL165681-03	93.837	Cardiovascular Diseases Research	\$ 41,364	-
Health and Human Services, Department of	Direct		1 F31 HL167561-02	93.837	Cardiovascular Diseases Research	47,445	-
Health and Human Services, Department of	Direct		1 K23 HL177175-01	93.837	Cardiovascular Diseases Research	74,801	-
Health and Human Services, Department of	Direct		1 R01 HL166140-01	93.837	Cardiovascular Diseases Research	(7,545)	-
Health and Human Services, Department of	Direct		1 R01 HL169893-01A1	93.837	Cardiovascular Diseases Research	44,033	-
Health and Human Services, Department of	Direct		1 R56 HL169167-01	93.837	Cardiovascular Diseases Research	612,830	23,066
Health and Human Services, Department of	Direct		1 UG3HL159134-01	93.837	Cardiovascular Diseases Research	(435)	-
Health and Human Services, Department of	Direct		1R21HL170240-02	93.837	Cardiovascular Diseases Research	110,598	9,138
Health and Human Services, Department of	Direct		2 R25 HL108842-11A1	93.837	Cardiovascular Diseases Research	5,688	-
Health and Human Services, Department of	Direct		5 F31 HL158093-03	93.837	Cardiovascular Diseases Research	1,826	-
Health and Human Services, Department of	Direct		5 F31 HL159934-03	93.837	Cardiovascular Diseases Research	(22,916)	-
Health and Human Services, Department of	Direct		5 F31 HL163927-02	93.837	Cardiovascular Diseases Research	4,162	-
Health and Human Services, Department of	Direct		5 F31 HL165680-03	93.837	Cardiovascular Diseases Research	55,129	-
Health and Human Services, Department of	Direct		5 F32 HL167534-02	93.837	Cardiovascular Diseases Research	88,031	-
Health and Human Services, Department of	Direct		5 F32 HL168968-02	93.837	Cardiovascular Diseases Research	81,337	-
Health and Human Services, Department of	Direct		5 F32 HL170540-02	93.837	Cardiovascular Diseases Research	85,210	-

University of Michigan  
Schedule of Expenditures of Federal Awards  
For the Year Ended June 30, 2025

Cluster Title/Federal Grantor/Program	Type	Pass-Through Grantor	Award Identifier	Assistance Listing		Federal Expenditures	Passed-Through to Subrecipients
				Number	Assistance Listing Program Title		
Health and Human Services, Department of	Direct		5 F32 HL176189-02	93.837	Cardiovascular Diseases Research	60,980	-
Health and Human Services, Department of	Direct		5 K01 HL145366-05	93.837	Cardiovascular Diseases Research	(119,403)	-
Health and Human Services, Department of	Direct		5 K01 HL155404-05	93.837	Cardiovascular Diseases Research	200,596	-
Health and Human Services, Department of	Direct		5 K08 HL163178-03	93.837	Cardiovascular Diseases Research	170,750	-
Health and Human Services, Department of	Direct		5 K08 HL163328-04	93.837	Cardiovascular Diseases Research	139,877	-
Health and Human Services, Department of	Direct		5 K08HL148552-05	93.837	Cardiovascular Diseases Research	(3,626)	-
Health and Human Services, Department of	Direct		5 K23 HL135397-05	93.837	Cardiovascular Diseases Research	(1,741)	-
Health and Human Services, Department of	Direct		5 K23 HL145096-04	93.837	Cardiovascular Diseases Research	(274)	-
Health and Human Services, Department of	Direct		5 K23 HL166685-03	93.837	Cardiovascular Diseases Research	196,304	-
Health and Human Services, Department of	Direct		5 K23 HL168220-03	93.837	Cardiovascular Diseases Research	172,046	-
Health and Human Services, Department of	Direct		5 K23 HL171910-02	93.837	Cardiovascular Diseases Research	117,311	-
Health and Human Services, Department of	Direct		5 R0 HHL153384-04	93.837	Cardiovascular Diseases Research	(2,198)	-
Health and Human Services, Department of	Direct		5 R00 HL153679-05	93.837	Cardiovascular Diseases Research	250,228	-
Health and Human Services, Department of	Direct		5 R01 HL085339-13	93.837	Cardiovascular Diseases Research	538,698	120,707
Health and Human Services, Department of	Direct		5 R01 HL109946-09	93.837	Cardiovascular Diseases Research	19,218	-
Health and Human Services, Department of	Direct		5 R01 HL109946-11	93.837	Cardiovascular Diseases Research	913,664	-
Health and Human Services, Department of	Direct		5 R01 HL12088-08	93.837	Cardiovascular Diseases Research	405,694	43,672
Health and Human Services, Department of	Direct		5 R01 HL125440-07	93.837	Cardiovascular Diseases Research	741,025	216,389
Health and Human Services, Department of	Direct		5 R01 HL127215-04	93.837	Cardiovascular Diseases Research	20,417	-
Health and Human Services, Department of	Direct		5 R01 HL133129-04	93.837	Cardiovascular Diseases Research	(672)	-
Health and Human Services, Department of	Direct		5 R01 HL134569-08	93.837	Cardiovascular Diseases Research	336,577	-
Health and Human Services, Department of	Direct		5 R01 HL134846-08	93.837	Cardiovascular Diseases Research	341,322	-
Health and Human Services, Department of	Direct		5 R01 HL136231-04	93.837	Cardiovascular Diseases Research	(355)	-
Health and Human Services, Department of	Direct		5 R01 HL139656-08	93.837	Cardiovascular Diseases Research	844,934	7,385
Health and Human Services, Department of	Direct		5 R01 HL139735 04	93.837	Cardiovascular Diseases Research	123,559	-
Health and Human Services, Department of	Direct		5 R01 HL141509-04	93.837	Cardiovascular Diseases Research	14,616	-
Health and Human Services, Department of	Direct		5 R01 HL141891-05	93.837	Cardiovascular Diseases Research	(7,954)	-
Health and Human Services, Department of	Direct		5 R01 HL144657-04	93.837	Cardiovascular Diseases Research	(128)	-
Health and Human Services, Department of	Direct		5 R01 HL144777-04	93.837	Cardiovascular Diseases Research	(8,848)	-
Health and Human Services, Department of	Direct		5 R01 HL146352-04	93.837	Cardiovascular Diseases Research	115,834	-
Health and Human Services, Department of	Direct		5 R01 HL146619-05	93.837	Cardiovascular Diseases Research	661,301	49,110
Health and Human Services, Department of	Direct		5 R01 HL147527-04	93.837	Cardiovascular Diseases Research	104,071	-
Health and Human Services, Department of	Direct		5 R01 HL149363-04	93.837	Cardiovascular Diseases Research	282,115	30,238
Health and Human Services, Department of	Direct		5 R01 HL150848-05	93.837	Cardiovascular Diseases Research	780,095	-
Health and Human Services, Department of	Direct		5 R01 HL151524-04	93.837	Cardiovascular Diseases Research	971,750	-
Health and Human Services, Department of	Direct		5 R01 HL151776-05	93.837	Cardiovascular Diseases Research	847,355	-
Health and Human Services, Department of	Direct		5 R01 HL153710-05	93.837	Cardiovascular Diseases Research	469,856	-
Health and Human Services, Department of	Direct		5 R01 HL155834-05	93.837	Cardiovascular Diseases Research	625,512	140,775
Health and Human Services, Department of	Direct		5 R01 HL156961-03	93.837	Cardiovascular Diseases Research	621,683	89,028
Health and Human Services, Department of	Direct		5 R01 HL156989-04	93.837	Cardiovascular Diseases Research	316,260	-
Health and Human Services, Department of	Direct		5 R01 HL158723-04	93.837	Cardiovascular Diseases Research	704,447	375,500
Health and Human Services, Department of	Direct		5 R01 HL159871-04	93.837	Cardiovascular Diseases Research	432,829	-
Health and Human Services, Department of	Direct		5 R01 HL159900-04	93.837	Cardiovascular Diseases Research	734,817	143,909
Health and Human Services, Department of	Direct		5 R01 HL161139-04	93.837	Cardiovascular Diseases Research	685,162	-
Health and Human Services, Department of	Direct		5 R01 HL162294-04	93.837	Cardiovascular Diseases Research	682,633	-
Health and Human Services, Department of	Direct		5 R01 HL162963-03	93.837	Cardiovascular Diseases Research	859,081	14,897
Health and Human Services, Department of	Direct		5 R01 HL163672-04	93.837	Cardiovascular Diseases Research	573,321	-
Health and Human Services, Department of	Direct		5 R01 HL163870-03	93.837	Cardiovascular Diseases Research	871,832	21,983
Health and Human Services, Department of	Direct		5 R01 HL164678-02	93.837	Cardiovascular Diseases Research	632,989	-
Health and Human Services, Department of	Direct		5 R01 HL165688-03	93.837	Cardiovascular Diseases Research	780,022	-
Health and Human Services, Department of	Direct		5 R01 HL166203-03	93.837	Cardiovascular Diseases Research	570,979	-
Health and Human Services, Department of	Direct		5 R01 HL166274 03	93.837	Cardiovascular Diseases Research	547,591	-
Health and Human Services, Department of	Direct		5 R01 HL167733-02	93.837	Cardiovascular Diseases Research	597,722	-
Health and Human Services, Department of	Direct		5 R01 HL167778-03	93.837	Cardiovascular Diseases Research	545,645	-
Health and Human Services, Department of	Direct		5 R01 HL167790-02	93.837	Cardiovascular Diseases Research	699,086	-
Health and Human Services, Department of	Direct		5 R01 HL167816-02	93.837	Cardiovascular Diseases Research	627,411	86,872
Health and Human Services, Department of	Direct		5 R01 HL170059 02	93.837	Cardiovascular Diseases Research	256,939	-
Health and Human Services, Department of	Direct		5 R01 HL171039-02	93.837	Cardiovascular Diseases Research	515,167	-
Health and Human Services, Department of	Direct		5 R01 HL171074-02	93.837	Cardiovascular Diseases Research	681,959	-
Health and Human Services, Department of	Direct		5 R01 HL173128-02	93.837	Cardiovascular Diseases Research	396,425	200,476
Health and Human Services, Department of	Direct		5 R01 HL174676 02	93.837	Cardiovascular Diseases Research	353,123	-
Health and Human Services, Department of	Direct		5 R01 HL175879-02	93.837	Cardiovascular Diseases Research	572,119	106,756
Health and Human Services, Department of	Direct		5 R01 HL176212-02	93.837	Cardiovascular Diseases Research	556,673	58,076
Health and Human Services, Department of	Direct		5 R01HL148068-04	93.837	Cardiovascular Diseases Research	(707)	-
Health and Human Services, Department of	Direct		5 R01HL167841-03	93.837	Cardiovascular Diseases Research	554,828	398,291
Health and Human Services, Department of	Direct		5 R01HL173346-02	93.837	Cardiovascular Diseases Research	708,064	303,183
Health and Human Services, Department of	Direct		5 R25 HL161795-03	93.837	Cardiovascular Diseases Research	117,329	-
Health and Human Services, Department of	Direct		5 R34 AR083625-02	93.837	Cardiovascular Diseases Research	378,011	-
Health and Human Services, Department of	Direct		5 R35 HL135823-08	93.837	Cardiovascular Diseases Research	(4,123)	-
Health and Human Services, Department of	Direct		5 R35 HL155318-06	93.837	Cardiovascular Diseases Research	1,506,302	164,147
Health and Human Services, Department of	Direct		5 R35 HL161016-04	93.837	Cardiovascular Diseases Research	1,223,091	51,280
Health and Human Services, Department of	Direct		5 R35 HL167143-03	93.837	Cardiovascular Diseases Research	996,861	97,742
Health and Human Services, Department of	Direct		5 UG1 HL125665-07	93.837	Cardiovascular Diseases Research	(10,701)	-
Health and Human Services, Department of	Direct		5 UH3 HL145269-05	93.837	Cardiovascular Diseases Research	3,861,673	317,569
Health and Human Services, Department of	Direct		5 UH3HL159134-05	93.837	Cardiovascular Diseases Research	2,741,104	1,423,319
Health and Human Services, Department of	Direct		7 R01 HL136685-06	93.837	Cardiovascular Diseases Research	128,024	29,336
Health and Human Services, Department of	Direct		7 R01 HL138488-06	93.837	Cardiovascular Diseases Research	(27,691)	-
Health and Human Services, Department of	Direct		7R33HL164868-04	93.837	Cardiovascular Diseases Research	629,502	56,545

**University of Michigan**  
**Schedule of Expenditures of Federal Awards**  
**For the Year Ended June 30, 2025**

Cluster Title/Federal Grantor/Program	Type	Pass-Through Grantor	Award Identifier	Assistance Listing		Federal Expenditures	Passed-Through to Subrecipients
				Number	Assistance Listing Program Title		
Health and Human Services, Department of	Direct		T32 HL007853	93.837	Cardiovascular Diseases Research	12,299	-
Health and Human Services, Department of	Direct		T32 HL007853	93.837	Cardiovascular Diseases Research	247,716	-
Health and Human Services, Department of	Direct		T32 HL125242	93.837	Cardiovascular Diseases Research	230,613	-
Health and Human Services, Department of	Direct		T32 HL166113	93.837	Cardiovascular Diseases Research	387,536	-
Health and Human Services, Department of	Direct		T32 HL166130	93.837	Cardiovascular Diseases Research	205,696	-
Health and Human Services, Department of	Pass-Through	Boston University	4500004029	93.837	Cardiovascular Diseases Research	142,843	-
Health and Human Services, Department of	Pass-Through	Case Western Reserve University	RES515474 PO ZDG2100096	93.837	Cardiovascular Diseases Research	14,715	-
Health and Human Services, Department of	Pass-Through	Case Western Reserve University	RES517290	93.837	Cardiovascular Diseases Research	(4,674)	-
Health and Human Services, Department of	Pass-Through	Case Western Reserve University	RES600276/PO ZDG2300225	93.837	Cardiovascular Diseases Research	191,876	-
Health and Human Services, Department of	Pass-Through	Case Western Reserve University	RES601606	93.837	Cardiovascular Diseases Research	(54,205)	-
Health and Human Services, Department of	Pass-Through	Case Western Reserve University	RES603229	93.837	Cardiovascular Diseases Research	325,305	-
Health and Human Services, Department of	Pass-Through	Children's Hospital Medical Center dba Cincinnati Children's Hospital Medical Center	OS00000728	93.837	Cardiovascular Diseases Research	64,589	-
Health and Human Services, Department of	Pass-Through	Children's Hospital Medical Center dba Cincinnati Children's Hospital Medical Center	OS00000728/313945	93.837	Cardiovascular Diseases Research	85,907	-
Health and Human Services, Department of	Pass-Through	Duke University	A03-5168	93.837	Cardiovascular Diseases Research	8,044	-
Health and Human Services, Department of	Pass-Through	Healthcare Inc.	Agreement	93.837	Cardiovascular Diseases Research	10,947	-
Health and Human Services, Department of	Pass-Through	Healthcare Inc.	Subcontract Agreement	93.837	Cardiovascular Diseases Research	6,571	-
Health and Human Services, Department of	Pass-Through	Healthcare Inc.	Subcontract Agreement	93.837	Cardiovascular Diseases Research	7,807	-
Health and Human Services, Department of	Pass-Through	Hektoen Institute for Medical Research, The	50811-324-UMICH	93.837	Cardiovascular Diseases Research	21,795	-
Health and Human Services, Department of	Pass-Through	Hektoen Institute for Medical Research, The	50811-324-UMICH	93.837	Cardiovascular Diseases Research	5,628	-
Health and Human Services, Department of	Pass-Through	Indiana University	10047	93.837	Cardiovascular Diseases Research	366,761	-
Health and Human Services, Department of	Pass-Through	Indiana University	9653	93.837	Cardiovascular Diseases Research	5,293	-
Health and Human Services, Department of	Pass-Through	Indiana University	9653	93.837	Cardiovascular Diseases Research	2,775	-
Health and Human Services, Department of	Pass-Through	InvivoSciences Inc.	Research agreement	93.837	Cardiovascular Diseases Research	1,072	-
Health and Human Services, Department of	Pass-Through	Johns Hopkins University	2005665860	93.837	Cardiovascular Diseases Research	12,307	-
Health and Human Services, Department of	Pass-Through	Joslin Diabetes Center	100227	93.837	Cardiovascular Diseases Research	(50,477)	-
Health and Human Services, Department of	Pass-Through	Joslin Diabetes Center	100227	93.837	Cardiovascular Diseases Research	75,151	-
Health and Human Services, Department of	Pass-Through	Joslin Diabetes Center	100227	93.837	Cardiovascular Diseases Research	42,432	-
Health and Human Services, Department of	Pass-Through	Mayo Clinic	RUM-319301; PO#P000527872	93.837	Cardiovascular Diseases Research	3,284	-
Health and Human Services, Department of	Pass-Through	Mayo Clinic	RUM-319301-01	93.837	Cardiovascular Diseases Research	37,163	-
Health and Human Services, Department of	Pass-Through	Mayo Clinic	Subaward THE-326039	93.837	Cardiovascular Diseases Research	10,029	-
Health and Human Services, Department of	Pass-Through	Mayo Clinic	THE-326039-01	93.837	Cardiovascular Diseases Research	10,185	-
Health and Human Services, Department of	Pass-Through	Mayo Clinic	UNI-326039	93.837	Cardiovascular Diseases Research	28,893	-
Health and Human Services, Department of	Pass-Through	Mayo Clinic	UNI-326039-01	93.837	Cardiovascular Diseases Research	1,727	-
Health and Human Services, Department of	Pass-Through	Medical College of Wisconsin	Sub Agr2R01HL142955-06	93.837	Cardiovascular Diseases Research	37,824	-
Health and Human Services, Department of	Pass-Through	Michigan State University (MSU)	RC111435A	93.837	Cardiovascular Diseases Research	4,615	-
Health and Human Services, Department of	Pass-Through	Michigan State University (MSU)	RC112936A	93.837	Cardiovascular Diseases Research	(8,676)	-
Health and Human Services, Department of	Pass-Through	Michigan State University (MSU)	RC112936A	93.837	Cardiovascular Diseases Research	32,727	-
Health and Human Services, Department of	Pass-Through	Nationwide Children's Hospital	700348-0325-00	93.837	Cardiovascular Diseases Research	16,359	-
Health and Human Services, Department of	Pass-Through	New England Research Institutes, Inc. dba Carelon Research	Pediatric Heart Network Subcon	93.837	Cardiovascular Diseases Research	12,240	-
Health and Human Services, Department of	Pass-Through	New England Research Institutes, Inc. dba Carelon Research	Proc Servs Agrmnt 1 & 1.2	93.837	Cardiovascular Diseases Research	54,217	-
Health and Human Services, Department of	Pass-Through	New England Research Institutes, Inc. dba Carelon Research	Services Agreement	93.837	Cardiovascular Diseases Research	3,210	-
Health and Human Services, Department of	Pass-Through	New England Research Institutes, Inc. dba Carelon Research	Subcontract	93.837	Cardiovascular Diseases Research	10,129	-
Health and Human Services, Department of	Pass-Through	New York University	22-A0-00-1001368	93.837	Cardiovascular Diseases Research	147,436	-
Health and Human Services, Department of	Pass-Through	Northwell Health	AWD00001721_CR_UnivofMich	93.837	Cardiovascular Diseases Research	12,289	-
Health and Human Services, Department of	Pass-Through	Northwell Health	AWD00001721_FA_UnivofMich	93.837	Cardiovascular Diseases Research	50	-
Health and Human Services, Department of	Pass-Through	Northwell Health	AWD00001721_FA_UnivofMich	93.837	Cardiovascular Diseases Research	6,163	-
Health and Human Services, Department of	Pass-Through	Northwestern University	60067862 UM	93.837	Cardiovascular Diseases Research	17,853	-
Health and Human Services, Department of	Pass-Through	Northwestern University	60068755 UMICH	93.837	Cardiovascular Diseases Research	9,739	-
Health and Human Services, Department of	Pass-Through	Texas A & M University	M2500559	93.837	Cardiovascular Diseases Research	193,497	-
Health and Human Services, Department of	Pass-Through	The General Hospital Corporation dba The Massachusetts General Hospital	GR1000239-S01	93.837	Cardiovascular Diseases Research	30,079	-
Health and Human Services, Department of	Pass-Through	The Icahn School of Medicine at Mount Sinai (ISMMS)	0255-A349-4609/IF768801277	93.837	Cardiovascular Diseases Research	138,983	-
Health and Human Services, Department of	Pass-Through	The Miriam Hospital	7147197	93.837	Cardiovascular Diseases Research	44,650	-
Health and Human Services, Department of	Pass-Through	The Pennsylvania State University (Penn State)	S006153-DHHS	93.837	Cardiovascular Diseases Research	16,784	-
Health and Human Services, Department of	Pass-Through	The President and Fellows of Harvard College aka Harvard University	150850.5120530.0002	93.837	Cardiovascular Diseases Research	66,986	-
Health and Human Services, Department of	Pass-Through	The Trustees of The University of Pennsylvania	588418	93.837	Cardiovascular Diseases Research	220,847	-
Health and Human Services, Department of	Pass-Through	The Trustees of The University of Pennsylvania	589305	93.837	Cardiovascular Diseases Research	93,695	-
Health and Human Services, Department of	Pass-Through	The Trustees of The University of Pennsylvania	589305	93.837	Cardiovascular Diseases Research	39,982	-
Health and Human Services, Department of	Pass-Through	The University of Missouri at Kansas City	00137250/00081654	93.837	Cardiovascular Diseases Research	7,976	-
Health and Human Services, Department of	Pass-Through	The University of Texas Health Science Center at Houston	SA0000636/POUTH251215	93.837	Cardiovascular Diseases Research	49,224	-
Health and Human Services, Department of	Pass-Through	The University of Texas Medical Branch at Galveston (UTMB)	25-87313-05	93.837	Cardiovascular Diseases Research	40,196	-
Health and Human Services, Department of	Pass-Through	University of Arizona	754235	93.837	Cardiovascular Diseases Research	50,767	-
Health and Human Services, Department of	Pass-Through	University of California - Irvine	2021-1551	93.837	Cardiovascular Diseases Research	(54,631)	-
Health and Human Services, Department of	Pass-Through	University of California - Irvine	2021-1551	93.837	Cardiovascular Diseases Research	80,218	-
Health and Human Services, Department of	Pass-Through	University of California - Los Angeles	17180000200049	93.837	Cardiovascular Diseases Research	55,810	-
Health and Human Services, Department of	Pass-Through	University of Cincinnati	013051-00005	93.837	Cardiovascular Diseases Research	(23,355)	-
Health and Human Services, Department of	Pass-Through	University of Denver	SC38101-03   P0184435	93.837	Cardiovascular Diseases Research	6,267	-
Health and Human Services, Department of	Pass-Through	University of North Carolina at Chapel Hill	5131285	93.837	Cardiovascular Diseases Research	204,147	-
Health and Human Services, Department of	Pass-Through	University of Virginia	GR102160.SUB00000756	93.837	Cardiovascular Diseases Research	277,167	-
Health and Human Services, Department of	Pass-Through	Washington University School of Medicine in St. Louis	WU-23-0502-MOD-1/PO ST00014197	93.837	Cardiovascular Diseases Research	63,237	-
Health and Human Services, Department of	Pass-Through	Washington University School of Medicine in St. Louis	WU-24-0545	93.837	Cardiovascular Diseases Research	7,783	-
						\$ 43,583,633	\$ 4,579,389
Health and Human Services, Department of	Direct		1 F31 HL163872-03	93.838	Lung Diseases Research	61,806	-
Health and Human Services, Department of	Direct		1 F31 HL170510-02	93.838	Lung Diseases Research	51,513	-
Health and Human Services, Department of	Direct		1 F31 HL175884-02	93.838	Lung Diseases Research	34,359	-
Health and Human Services, Department of	Direct		1 F31 HL177911-01	93.838	Lung Diseases Research	19,260	-
Health and Human Services, Department of	Direct		1 F32 HL172379-02	93.838	Lung Diseases Research	92,100	-
Health and Human Services, Department of	Direct		1 F32 HL172463-02	93.838	Lung Diseases Research	57,136	-
Health and Human Services, Department of	Direct		1 F32 HL175973-02	93.838	Lung Diseases Research	70,595	-

**University of Michigan  
Schedule of Expenditures of Federal Awards  
For the Year Ended June 30, 2025**

Cluster Title/Federal Grantor/Program	Type	Pass-Through Grantor	Award Identifier	Assistance Listing Number	Assistance Listing Program Title	Federal Expenditures	Passed-Through to Subrecipients
Health and Human Services, Department of	Direct		1 K23 HL171871-01A1	93.838	Lung Diseases Research	75,012	-
Health and Human Services, Department of	Direct		1 R01 HL171013-01A1	93.838	Lung Diseases Research	280,686	-
Health and Human Services, Department of	Direct		1 R35 HL176572-01	93.838	Lung Diseases Research	578,912	-
Health and Human Services, Department of	Direct		1 R56 HL167750-01A1	93.838	Lung Diseases Research	304,849	-
Health and Human Services, Department of	Direct		4 R33 HL154095-03	93.838	Lung Diseases Research	38,341	2,108
Health and Human Services, Department of	Direct		5 F30 HL156474-03	93.838	Lung Diseases Research	(7,653)	-
Health and Human Services, Department of	Direct		5 F31 HL158033-03	93.838	Lung Diseases Research	13,868	-
Health and Human Services, Department of	Direct		5 F31 HL163865-03	93.838	Lung Diseases Research	14,424	-
Health and Human Services, Department of	Direct		5 F31 HL165674-02	93.838	Lung Diseases Research	49,502	-
Health and Human Services, Department of	Direct		5 K08 HL153799-05	93.838	Lung Diseases Research	165,047	-
Health and Human Services, Department of	Direct		5 K08 HL155407-05	93.838	Lung Diseases Research	169,660	-
Health and Human Services, Department of	Direct		5 K08 HL159327 05	93.838	Lung Diseases Research	170,708	-
Health and Human Services, Department of	Direct		5 K23 HL157364-05	93.838	Lung Diseases Research	123,671	-
Health and Human Services, Department of	Direct		5 K23 HL171904-02	93.838	Lung Diseases Research	162,219	-
Health and Human Services, Department of	Direct		5 K23HL151751-05	93.838	Lung Diseases Research	190,745	-
Health and Human Services, Department of	Direct		5 K24 HL138188-09	93.838	Lung Diseases Research	110,385	-
Health and Human Services, Department of	Direct		5 K24 HL159247-04	93.838	Lung Diseases Research	177,438	-
Health and Human Services, Department of	Direct		5 P01 HL172729-02	93.838	Lung Diseases Research	1,623,882	1,369,181
Health and Human Services, Department of	Direct		5 R0 1HL153519-05	93.838	Lung Diseases Research	631,044	188,297
Health and Human Services, Department of	Direct		5 R00 HL151806-04	93.838	Lung Diseases Research	25,305	-
Health and Human Services, Department of	Direct		5 R00 HL157555-05	93.838	Lung Diseases Research	221,233	-
Health and Human Services, Department of	Direct		5 R00HL151670-04	93.838	Lung Diseases Research	106,888	-
Health and Human Services, Department of	Direct		5 R01 HL119215-09	93.838	Lung Diseases Research	(6,345)	-
Health and Human Services, Department of	Direct		5 R01 HL144660-04	93.838	Lung Diseases Research	246,587	-
Health and Human Services, Department of	Direct		5 R01 HL144849-05	93.838	Lung Diseases Research	112,155	-
Health and Human Services, Department of	Direct		5 R01 HL145709-04	93.838	Lung Diseases Research	135,399	18
Health and Human Services, Department of	Direct		5 R01 HL147261-05	93.838	Lung Diseases Research	458,152	284,729
Health and Human Services, Department of	Direct		5 R01 HL149910-04	93.838	Lung Diseases Research	376,726	123,270
Health and Human Services, Department of	Direct		5 R01 HL150023-04	93.838	Lung Diseases Research	586,723	67,113
Health and Human Services, Department of	Direct		5 R01 HL153028-05	93.838	Lung Diseases Research	446,306	-
Health and Human Services, Department of	Direct		5 R01 HL153056-04	93.838	Lung Diseases Research	426,507	-
Health and Human Services, Department of	Direct		5 R01 HL155116-04	93.838	Lung Diseases Research	627,965	124,486
Health and Human Services, Department of	Direct		5 R01 HL156998-04	93.838	Lung Diseases Research	589,645	767
Health and Human Services, Department of	Direct		5 R01 HL158626-04	93.838	Lung Diseases Research	773,538	39,001
Health and Human Services, Department of	Direct		5 R01 HL162659-04	93.838	Lung Diseases Research	515,174	20,645
Health and Human Services, Department of	Direct		5 R01 HL162661-04	93.838	Lung Diseases Research	690,337	275,674
Health and Human Services, Department of	Direct		5 R01 HL162939-04	93.838	Lung Diseases Research	435,727	-
Health and Human Services, Department of	Direct		5 R01 HL166139-03	93.838	Lung Diseases Research	790,722	-
Health and Human Services, Department of	Direct		5 R01 HL166186-03	93.838	Lung Diseases Research	965,842	-
Health and Human Services, Department of	Direct		5 R01 HL166290-02	93.838	Lung Diseases Research	574,709	87,776
Health and Human Services, Department of	Direct		5 R01 HL167716-02	93.838	Lung Diseases Research	441,918	-
Health and Human Services, Department of	Direct		5 R01 HL168099-03	93.838	Lung Diseases Research	408,238	-
Health and Human Services, Department of	Direct		5 R01 HL168369-02	93.838	Lung Diseases Research	499,046	-
Health and Human Services, Department of	Direct		5 R01 HL169166-03	93.838	Lung Diseases Research	956,024	36,390
Health and Human Services, Department of	Direct		5 R01 HL171517-02	93.838	Lung Diseases Research	993,372	-
Health and Human Services, Department of	Direct		5 R01 HL174648-02	93.838	Lung Diseases Research	396,945	8,446
Health and Human Services, Department of	Direct		5 R01 HL175555-02	93.838	Lung Diseases Research	422,391	-
Health and Human Services, Department of	Direct		5 R01HL127203-10	93.838	Lung Diseases Research	218,668	-
Health and Human Services, Department of	Direct		5 R01HL139690 04	93.838	Lung Diseases Research	(7,100)	-
Health and Human Services, Department of	Direct		5 R01HL143339-04	93.838	Lung Diseases Research	408,951	-
Health and Human Services, Department of	Direct		5 R01HL144599-05	93.838	Lung Diseases Research	(3,834)	-
Health and Human Services, Department of	Direct		5 R35 HL144481-06	93.838	Lung Diseases Research	381,984	-
Health and Human Services, Department of	Direct		5 R35 HL144979-07	93.838	Lung Diseases Research	861,428	-
Health and Human Services, Department of	Direct		5 R35 HL160770-04	93.838	Lung Diseases Research	921,570	37,645
Health and Human Services, Department of	Direct		5 R35HL150682-06	93.838	Lung Diseases Research	668,606	-
Health and Human Services, Department of	Direct		5 U01 HL168308-03	93.838	Lung Diseases Research	305,479	41,630
Health and Human Services, Department of	Direct		5 U24 HL145265-06	93.838	Lung Diseases Research	1,295,300	-
Health and Human Services, Department of	Direct		5 U24 HL154946-04	93.838	Lung Diseases Research	950,855	152,520
Health and Human Services, Department of	Direct		T32 HL007517	93.838	Lung Diseases Research	(3,140)	-
Health and Human Services, Department of	Direct		T32 HL007749	93.838	Lung Diseases Research	(15,007)	-
Health and Human Services, Department of	Direct		T32 HL007749	93.838	Lung Diseases Research	647,043	-
Health and Human Services, Department of	Direct		T35 HL007690	93.838	Lung Diseases Research	182,441	-
Health and Human Services, Department of	Pass-Through	Ann and Robert H. Lurie Children's Hospital of Chicago	A23-0051-S004	93.838	Lung Diseases Research	14,119	-
Health and Human Services, Department of	Pass-Through	Ann and Robert H. Lurie Children's Hospital of Chicago	A23-0051-S007	93.838	Lung Diseases Research	20,658	-
Health and Human Services, Department of	Pass-Through	Boston University	4500004225	93.838	Lung Diseases Research	49,377	-
Health and Human Services, Department of	Pass-Through	CareEvolution, Inc.	OT2HL161847-01	93.838	Lung Diseases Research	99,088	-
Health and Human Services, Department of	Pass-Through	Children's Hospital of Los Angeles	000015611-B	93.838	Lung Diseases Research	19,933	-
Health and Human Services, Department of	Pass-Through	Cornell University	227897-7 PO4110089443	93.838	Lung Diseases Research	(1,346)	-
Health and Human Services, Department of	Pass-Through	Fred Hutchinson Cancer Center	0001111310	93.838	Lung Diseases Research	(27,513)	-
Health and Human Services, Department of	Pass-Through	Fred Hutchinson Cancer Center	0001162609	93.838	Lung Diseases Research	1,079	-
Health and Human Services, Department of	Pass-Through	Fred Hutchinson Cancer Center	0001196894	93.838	Lung Diseases Research	20,210	-
Health and Human Services, Department of	Pass-Through	Fred Hutchinson Cancer Center	0001197690	93.838	Lung Diseases Research	5,136	-
Health and Human Services, Department of	Pass-Through	Fred Hutchinson Cancer Center	0001207104	93.838	Lung Diseases Research	12,495	-
Health and Human Services, Department of	Pass-Through	GeneToBe, Inc	Agreement	93.838	Lung Diseases Research	(7,405)	-
Health and Human Services, Department of	Pass-Through	Joan & Sanford I. Weill Medical College of Cornell University	214655-1/PO 4110032612	93.838	Lung Diseases Research	1,164	(1,022)
Health and Human Services, Department of	Pass-Through	Joan & Sanford I. Weill Medical College of Cornell University	228311-9	93.838	Lung Diseases Research	18,310	-
Health and Human Services, Department of	Pass-Through	Joan & Sanford I. Weill Medical College of Cornell University	231781-1/PO 4110089526	93.838	Lung Diseases Research	(18,033)	6,803
Health and Human Services, Department of	Pass-Through	Joan & Sanford I. Weill Medical College of Cornell University	231781-2	93.838	Lung Diseases Research	(14,393)	-

**University of Michigan  
Schedule of Expenditures of Federal Awards  
For the Year Ended June 30, 2025**

Cluster Title/Federal Grantor/Program	Type	Pass-Through Grantor	Award Identifier	Assistance Listing		Federal Expenditures	Passed-Through to Subrecipients
				Number	Assistance Listing Program Title		
Health and Human Services, Department of	Pass-Through	Johns Hopkins University	2006209594	93.838	Lung Diseases Research	101,856	-
Health and Human Services, Department of	Pass-Through	Johns Hopkins University	34544	93.838	Lung Diseases Research	26,378	-
Health and Human Services, Department of	Pass-Through	National Jewish Health	20112506	93.838	Lung Diseases Research	(570)	-
Health and Human Services, Department of	Pass-Through	New York University	F2384-03	93.838	Lung Diseases Research	223,538	-
Health and Human Services, Department of	Pass-Through	Northwestern University	60053561 MICH	93.838	Lung Diseases Research	38,976	-
Health and Human Services, Department of	Pass-Through	NOTA Laboratories, Inc.	Amendment	93.838	Lung Diseases Research	163,249	-
Health and Human Services, Department of	Pass-Through	The Children's Hospital of Philadelphia (CHOP)	GRT-00001474	93.838	Lung Diseases Research	(2,000)	-
Health and Human Services, Department of	Pass-Through	The Children's Hospital of Philadelphia (CHOP)	HER-02-21 / GRT-00001622	93.838	Lung Diseases Research	42,251	-
Health and Human Services, Department of	Pass-Through	The Johns Hopkins Hospital	UH3HL169561	93.838	Lung Diseases Research	24,580	-
Health and Human Services, Department of	Pass-Through	The Trustees of The University of Pennsylvania	500395	93.838	Lung Diseases Research	87,490	-
Health and Human Services, Department of	Pass-Through	The Trustees of The University of Pennsylvania	579564	93.838	Lung Diseases Research	37,272	-
Health and Human Services, Department of	Pass-Through	The Trustees of The University of Pennsylvania	586182	93.838	Lung Diseases Research	5,877	-
Health and Human Services, Department of	Pass-Through	The Trustees of The University of Pennsylvania	587525	93.838	Lung Diseases Research	(7,324)	-
Health and Human Services, Department of	Pass-Through	Tulane University	TUL-HSC-561908-23/24	93.838	Lung Diseases Research	1,863	-
Health and Human Services, Department of	Pass-Through	University of California, San Diego	KR 705100	93.838	Lung Diseases Research	104,594	-
Health and Human Services, Department of	Pass-Through	University of California, San Francisco (UCSF)	10443sc	93.838	Lung Diseases Research	(1,575)	-
Health and Human Services, Department of	Pass-Through	University of California, San Francisco (UCSF)	GNJ7BBP73WE9	93.838	Lung Diseases Research	381,316	-
Health and Human Services, Department of	Pass-Through	University of Cincinnati	014530-00004	93.838	Lung Diseases Research	33,439	-
Health and Human Services, Department of	Pass-Through	University of Colorado	FY24.1240.001	93.838	Lung Diseases Research	19,244	-
Health and Human Services, Department of	Pass-Through	University of Colorado-Denver/Anschutz Medical Campus	FY24.1246.001	93.838	Lung Diseases Research	(5,527)	-
Health and Human Services, Department of	Pass-Through	University of Colorado-Denver/Anschutz Medical Campus	FY24.1246.001	93.838	Lung Diseases Research	61,868	-
Health and Human Services, Department of	Pass-Through	University of Massachusetts Chan Medical School	SUB00000593	93.838	Lung Diseases Research	366,089	-
Health and Human Services, Department of	Pass-Through	University of Massachusetts Chan Medical School	SUB00000620	93.838	Lung Diseases Research	56,882	-
Health and Human Services, Department of	Pass-Through	University of Massachusetts Chan Medical School	SUB00000626	93.838	Lung Diseases Research	493,936	-
Health and Human Services, Department of	Pass-Through	University of Massachusetts Chan Medical School	SUB00000666	93.838	Lung Diseases Research	21,790	-
Health and Human Services, Department of	Pass-Through	University of Virginia	IR01HL171918-01 /GR104339	93.838	Lung Diseases Research	21,503	-
Health and Human Services, Department of	Pass-Through	University of Washington	UWSC14410	93.838	Lung Diseases Research	44,191	-
Health and Human Services, Department of	Pass-Through	Wayne State University	WSU22122/PO1018689	93.838	Lung Diseases Research	40,134	-
Health and Human Services, Department of	Pass-Through	Wayne State University	WSU22136	93.838	Lung Diseases Research	(371)	-
Health and Human Services, Department of	Pass-Through	Wayne State University	WSU23074	93.838	Lung Diseases Research	(4)	-
Health and Human Services, Department of	Pass-Through	Wayne State University	WSU24084	93.838	Lung Diseases Research	16,761	-
Health and Human Services, Department of	Pass-Through	Yale University	CON-80004445 (GR120266)	93.838	Lung Diseases Research	496	-
						\$ 27,881,063	\$ 2,865,477
Health and Human Services, Department of	Direct		1 F31 HL172674-02	93.839	Blood Diseases and Resources Research	34,383	-
Health and Human Services, Department of	Direct		1 F31 HL177888-01	93.839	Blood Diseases and Resources Research	13,905	-
Health and Human Services, Department of	Direct		2 R01 HL148333-06A1	93.839	Blood Diseases and Resources Research	350,169	-
Health and Human Services, Department of	Direct		2 T32 HL007622	93.839	Blood Diseases and Resources Research	543,124	-
Health and Human Services, Department of	Direct		2 UG 1HL069330-25	93.839	Blood Diseases and Resources Research	182,907	4,566
Health and Human Services, Department of	Direct		3 R01 HL155100-04S1	93.839	Blood Diseases and Resources Research	572,778	-
Health and Human Services, Department of	Direct		5 F31 HL162544-02	93.839	Blood Diseases and Resources Research	(19,613)	-
Health and Human Services, Department of	Direct		5 K01 HL169920-03	93.839	Blood Diseases and Resources Research	171,951	-
Health and Human Services, Department of	Direct		5 K08 HL155408-05	93.839	Blood Diseases and Resources Research	111,274	-
Health and Human Services, Department of	Direct		5 K24HL156896-05	93.839	Blood Diseases and Resources Research	182,529	54,450
Health and Human Services, Department of	Direct		5 P01 HL146372-05	93.839	Blood Diseases and Resources Research	78,602	17,870
Health and Human Services, Department of	Direct		5 P01 HL149633-05	93.839	Blood Diseases and Resources Research	1,967,912	147,432
Health and Human Services, Department of	Direct		5 R01 HL055374-25	93.839	Blood Diseases and Resources Research	751,849	-
Health and Human Services, Department of	Direct		5 R01 HL136420-05	93.839	Blood Diseases and Resources Research	(11,238)	-
Health and Human Services, Department of	Direct		5 R01 HL144550-04	93.839	Blood Diseases and Resources Research	110,688	32,204
Health and Human Services, Department of	Direct		5 R01 HL146354-05	93.839	Blood Diseases and Resources Research	178,634	-
Health and Human Services, Department of	Direct		5 R01 HL148333-05	93.839	Blood Diseases and Resources Research	(22,128)	-
Health and Human Services, Department of	Direct		5 R01 HL150392-05	93.839	Blood Diseases and Resources Research	248,189	-
Health and Human Services, Department of	Direct		5 R01 HL150707-05	93.839	Blood Diseases and Resources Research	364,700	-
Health and Human Services, Department of	Direct		5 R01 HL157062-04	93.839	Blood Diseases and Resources Research	532,597	-
Health and Human Services, Department of	Direct		5 R01 HL163530-03	93.839	Blood Diseases and Resources Research	735,311	-
Health and Human Services, Department of	Direct		5 R01 HL165464-04	93.839	Blood Diseases and Resources Research	555,146	-
Health and Human Services, Department of	Direct		5 R01 HL171135-02	93.839	Blood Diseases and Resources Research	628,897	-
Health and Human Services, Department of	Direct		5 R01 HL172780-02	93.839	Blood Diseases and Resources Research	561,861	172,566
Health and Human Services, Department of	Direct		5 R01 HL174566-02	93.839	Blood Diseases and Resources Research	418,641	-
Health and Human Services, Department of	Direct		5 R01HL055374-23	93.839	Blood Diseases and Resources Research	(11,637)	-
Health and Human Services, Department of	Direct		5 R01HL153068-03	93.839	Blood Diseases and Resources Research	101,840	-
Health and Human Services, Department of	Direct		5 R35 HL135793-07	93.839	Blood Diseases and Resources Research	(903)	-
Health and Human Services, Department of	Direct		5 R35 HL150784-06	93.839	Blood Diseases and Resources Research	422,308	-
Health and Human Services, Department of	Direct		5 R35 HL171334-02	93.839	Blood Diseases and Resources Research	932,028	-
Health and Human Services, Department of	Direct		5 R35 HL171421-02	93.839	Blood Diseases and Resources Research	993,195	-
Health and Human Services, Department of	Direct		5 UG1HL069330-23	93.839	Blood Diseases and Resources Research	(47)	-
Health and Human Services, Department of	Direct		T32 HL007622	93.839	Blood Diseases and Resources Research	20,434	-
Health and Human Services, Department of	Pass-Through	Case Western Reserve University	RES516041	93.839	Blood Diseases and Resources Research	47,666	-
Health and Human Services, Department of	Pass-Through	Case Western Reserve University	RES516977	93.839	Blood Diseases and Resources Research	52,634	-
Health and Human Services, Department of	Pass-Through	Children's Hospital Corporation dba Boston Children's Hospital	GENFD0002371904	93.839	Blood Diseases and Resources Research	27,943	-
Health and Human Services, Department of	Pass-Through	City of Hope	67214.2013651.669304	93.839	Blood Diseases and Resources Research	390,666	-
Health and Human Services, Department of	Pass-Through	Dana-Farber Cancer Institute, Inc.	1295302	93.839	Blood Diseases and Resources Research	30,437	-
Health and Human Services, Department of	Pass-Through	Dana-Farber Cancer Institute, Inc.	1295303	93.839	Blood Diseases and Resources Research	16,290	-
Health and Human Services, Department of	Pass-Through	Fred Hutchinson Cancer Center	0001181919	93.839	Blood Diseases and Resources Research	44,734	-
Health and Human Services, Department of	Pass-Through	Fred Hutchinson Cancer Center	0001216144	93.839	Blood Diseases and Resources Research	11,395	-
Health and Human Services, Department of	Pass-Through	North Carolina State University	2018-1327-01	93.839	Blood Diseases and Resources Research	(1,286)	-
Health and Human Services, Department of	Pass-Through	North Carolina State University	PAM-P24-000741-SA02	93.839	Blood Diseases and Resources Research	144,900	-
Health and Human Services, Department of	Pass-Through	The University of Texas Health Science Center at Houston	SA0003970	93.839	Blood Diseases and Resources Research	105,263	-
Health and Human Services, Department of	Pass-Through	University of Pittsburgh-Of The Commonwealth System of Higher Education	AWD00008239 (139572-5)	93.839	Blood Diseases and Resources Research	308,859	-

**University of Michigan  
Schedule of Expenditures of Federal Awards  
For the Year Ended June 30, 2025**

Cluster Title/Federal Grantor/Program	Type	Pass-Through Grantor	Award Identifier	Assistance Listing		Assistance Listing Program Title	Federal Expenditures	Passed-Through to Subrecipients
				Number				
Health and Human Services, Department of	Pass-Through	University of Rochester	417817-G / UR FAO GR532757	93.839		Blood Diseases and Resources Research	64,088	-
Health and Human Services, Department of	Pass-Through	University of Rochester	SUB00000740 / UR FAO GR534095	93.839		Blood Diseases and Resources Research	32,490	-
Health and Human Services, Department of	Pass-Through	University of Washington	UWSC15038	93.839		Blood Diseases and Resources Research	26,362	-
							\$ 13,002,727	\$ 429,088
Health and Human Services, Department of	Direct		5 K23 HL161271-04	93.840		Translation and Implementation Science Research for Heart, Lung, Blood Diseases, and Sleep Disorders	\$ 188,240	\$ 33,297
Health and Human Services, Department of	Direct		5 R01 HL163438-03	93.840		Translation and Implementation Science Research for Heart, Lung, Blood Diseases, and Sleep Disorders	774,086	21,495
Health and Human Services, Department of	Direct		5 R33 HL155498-05	93.840		Translation and Implementation Science Research for Heart, Lung, Blood Diseases, and Sleep Disorders	977,143	-
Health and Human Services, Department of	Pass-Through	Brown University	00002527	93.840		Translation and Implementation Science Research for Heart, Lung, Blood Diseases, and Sleep Disorders	205,167	-
Health and Human Services, Department of	Pass-Through	Joan & Sanford I. Weill Medical College of Cornell University	241396-5	93.840		Translation and Implementation Science Research for Heart, Lung, Blood Diseases, and Sleep Disorders	21,200	-
Health and Human Services, Department of	Pass-Through	Johns Hopkins University	2004913428	93.840		Translation and Implementation Science Research for Heart, Lung, Blood Diseases, and Sleep Disorders	(140)	-
Health and Human Services, Department of	Pass-Through	Johns Hopkins University	2004913428	93.840		Translation and Implementation Science Research for Heart, Lung, Blood Diseases, and Sleep Disorders	(50,326)	-
Health and Human Services, Department of	Pass-Through	Johns Hopkins University	2006270308	93.840		Translation and Implementation Science Research for Heart, Lung, Blood Diseases, and Sleep Disorders	350,032	-
Health and Human Services, Department of	Pass-Through	Johns Hopkins University	Agreement	93.840		Translation and Implementation Science Research for Heart, Lung, Blood Diseases, and Sleep Disorders	115,610	-
Health and Human Services, Department of	Pass-Through	University of Rochester	SUB00000646AM1/URFAO:GR533865	93.840		Translation and Implementation Science Research for Heart, Lung, Blood Diseases, and Sleep Disorders	38,472	-
Health and Human Services, Department of	Pass-Through	University of Rochester	SUB00000646AM2/URFAO:GR533865	93.840		Translation and Implementation Science Research for Heart, Lung, Blood Diseases, and Sleep Disorders	5,835	-
							\$ 2,625,319	\$ 54,792
Health and Human Services, Department of	Direct		5 R01 DK130246 04	93.845		Promoting Population Health through Increased Capacity in Alcohol Epidemiology	\$ 504,561	-
Health and Human Services, Department of	Direct		1 F31 AR083249-02	93.846		Arthritis, Musculoskeletal and Skin Diseases Research	\$ 50,522	\$ -
Health and Human Services, Department of	Direct		1 R01 AR081235-04	93.846		Arthritis, Musculoskeletal and Skin Diseases Research	458,450	13,823
Health and Human Services, Department of	Direct		1 R21 AR076487-01A1	93.846		Arthritis, Musculoskeletal and Skin Diseases Research	(3,337)	-
Health and Human Services, Department of	Direct		1K23AR084051-02	93.846		Arthritis, Musculoskeletal and Skin Diseases Research	124,779	-
Health and Human Services, Department of	Direct		4 R33 AR076821-03	93.846		Arthritis, Musculoskeletal and Skin Diseases Research	12,919	-
Health and Human Services, Department of	Direct		4 R33 AR078073 03	93.846		Arthritis, Musculoskeletal and Skin Diseases Research	65,116	40,905
Health and Human Services, Department of	Direct		5 F31 AR084289-02	93.846		Arthritis, Musculoskeletal and Skin Diseases Research	39,224	-
Health and Human Services, Department of	Direct		5 K08 AR078251-05	93.846		Arthritis, Musculoskeletal and Skin Diseases Research	177,613	-
Health and Human Services, Department of	Direct		5 K08 AR080205-04	93.846		Arthritis, Musculoskeletal and Skin Diseases Research	256,857	-
Health and Human Services, Department of	Direct		5 K08 AR082454 03	93.846		Arthritis, Musculoskeletal and Skin Diseases Research	136,772	-
Health and Human Services, Department of	Direct		5 K23 AR079565-05	93.846		Arthritis, Musculoskeletal and Skin Diseases Research	89,822	-
Health and Human Services, Department of	Direct		5 K23 AR080789-03	93.846		Arthritis, Musculoskeletal and Skin Diseases Research	147,880	-
Health and Human Services, Department of	Direct		5 K24 AR076975-05	93.846		Arthritis, Musculoskeletal and Skin Diseases Research	92,757	-
Health and Human Services, Department of	Direct		5 K99 AR081894-02	93.846		Arthritis, Musculoskeletal and Skin Diseases Research	80,503	-
Health and Human Services, Department of	Direct		5 P30 AR069620-10	93.846		Arthritis, Musculoskeletal and Skin Diseases Research	786,734	-
Health and Human Services, Department of	Direct		5 P30 AR075043-05	93.846		Arthritis, Musculoskeletal and Skin Diseases Research	(135,831)	-
Health and Human Services, Department of	Direct		5 P30 AR075043-07	93.846		Arthritis, Musculoskeletal and Skin Diseases Research	681,891	-
Health and Human Services, Department of	Direct		5 R00-AR073903 05	93.846		Arthritis, Musculoskeletal and Skin Diseases Research	164,433	-
Health and Human Services, Department of	Direct		5 R01 AR060350-10	93.846		Arthritis, Musculoskeletal and Skin Diseases Research	16,578	16,395
Health and Human Services, Department of	Direct		5 R01 AR068452-05	93.846		Arthritis, Musculoskeletal and Skin Diseases Research	1,109	-
Health and Human Services, Department of	Direct		5 R01 AR071384-06	93.846		Arthritis, Musculoskeletal and Skin Diseases Research	(222)	-
Health and Human Services, Department of	Direct		5 R01 AR071384-08	93.846		Arthritis, Musculoskeletal and Skin Diseases Research	464,212	-
Health and Human Services, Department of	Direct		5 R01 AR074930-05	93.846		Arthritis, Musculoskeletal and Skin Diseases Research	254,295	-
Health and Human Services, Department of	Direct		5 R01 AR074997-05	93.846		Arthritis, Musculoskeletal and Skin Diseases Research	31,426	(8,825)
Health and Human Services, Department of	Direct		5 R01 AR075168- 05	93.846		Arthritis, Musculoskeletal and Skin Diseases Research	2,615	-
Health and Human Services, Department of	Direct		5 R01 AR075168-07	93.846		Arthritis, Musculoskeletal and Skin Diseases Research	372,833	-
Health and Human Services, Department of	Direct		5 R01 AR076994 03	93.846		Arthritis, Musculoskeletal and Skin Diseases Research	94,395	-
Health and Human Services, Department of	Direct		5 R01 AR078783-04	93.846		Arthritis, Musculoskeletal and Skin Diseases Research	574,525	-
Health and Human Services, Department of	Direct		5 R01 AR079367-05	93.846		Arthritis, Musculoskeletal and Skin Diseases Research	316,033	74,436
Health and Human Services, Department of	Direct		5 R01 AR079863-04	93.846		Arthritis, Musculoskeletal and Skin Diseases Research	509,390	145,040
Health and Human Services, Department of	Direct		5 R01 AR080035-04	93.846		Arthritis, Musculoskeletal and Skin Diseases Research	447,414	44,592
Health and Human Services, Department of	Direct		5 R01 AR080654-04	93.846		Arthritis, Musculoskeletal and Skin Diseases Research	466,134	-
Health and Human Services, Department of	Direct		5 R01 AR081640-04	93.846		Arthritis, Musculoskeletal and Skin Diseases Research	580,374	-
Health and Human Services, Department of	Direct		5 R01 AR081788-03	93.846		Arthritis, Musculoskeletal and Skin Diseases Research	600,903	247,382
Health and Human Services, Department of	Direct		5 R01 AR082325-02	93.846		Arthritis, Musculoskeletal and Skin Diseases Research	738,201	219,142
Health and Human Services, Department of	Direct		5 R01 AR082348-02	93.846		Arthritis, Musculoskeletal and Skin Diseases Research	458,295	-
Health and Human Services, Department of	Direct		5 R01 AR083222-02	93.846		Arthritis, Musculoskeletal and Skin Diseases Research	656,112	-
Health and Human Services, Department of	Direct		5 R01 AR083343-02	93.846		Arthritis, Musculoskeletal and Skin Diseases Research	324,709	-
Health and Human Services, Department of	Direct		5 R01AR063611 10	93.846		Arthritis, Musculoskeletal and Skin Diseases Research	83,033	32,962
Health and Human Services, Department of	Direct		5 R01AR065409-09	93.846		Arthritis, Musculoskeletal and Skin Diseases Research	424,930	-
Health and Human Services, Department of	Direct		5 R01AR079418-05	93.846		Arthritis, Musculoskeletal and Skin Diseases Research	331,395	-
Health and Human Services, Department of	Direct		5 R01AR080662-03	93.846		Arthritis, Musculoskeletal and Skin Diseases Research	321,255	-
Health and Human Services, Department of	Direct		5 R01AR080668-02	93.846		Arthritis, Musculoskeletal and Skin Diseases Research	583,043	227,998
Health and Human Services, Department of	Direct		5 R21 AR080502-02	93.846		Arthritis, Musculoskeletal and Skin Diseases Research	202,311	-
Health and Human Services, Department of	Direct		5 R21 AR083005-02	93.846		Arthritis, Musculoskeletal and Skin Diseases Research	224,639	-
Health and Human Services, Department of	Direct		5 R21 AR083484-02	93.846		Arthritis, Musculoskeletal and Skin Diseases Research	158,117	-
Health and Human Services, Department of	Direct		5 R34 AR082551 02	93.846		Arthritis, Musculoskeletal and Skin Diseases Research	215,801	-
Health and Human Services, Department of	Direct		5 R34 AR083625-02	93.846		Arthritis, Musculoskeletal and Skin Diseases Research	221,420	42,571
Health and Human Services, Department of	Direct		5 U01 AR073485-05	93.846		Arthritis, Musculoskeletal and Skin Diseases Research	520,731	-

**University of Michigan  
Schedule of Expenditures of Federal Awards  
For the Year Ended June 30, 2025**

Cluster Title/Federal Grantor/Program	Type	Pass-Through Grantor	Award Identifier	Assistance Listing Number	Assistance Listing Program Title	Federal Expenditures	Passed-Through to Subrecipients
Health and Human Services, Department of	Direct		5 U01 AR083132-03	93.846	Arthritis, Musculoskeletal and Skin Diseases Research	731,351	118,232
Health and Human Services, Department of	Direct		5 U19AR076734-01	93.846	Arthritis, Musculoskeletal and Skin Diseases Research	(103,493)	9,260
Health and Human Services, Department of	Direct		5 U19AR076734-02	93.846	Arthritis, Musculoskeletal and Skin Diseases Research	1,913,144	13,636
Health and Human Services, Department of	Direct		5 UC2 AR081033-04	93.846	Arthritis, Musculoskeletal and Skin Diseases Research	493,526	-
Health and Human Services, Department of	Direct		5R21AR082016-02	93.846	Arthritis, Musculoskeletal and Skin Diseases Research	184,717	-
Health and Human Services, Department of	Direct		5R21AR082643-02	93.846	Arthritis, Musculoskeletal and Skin Diseases Research	211,437	10,643
Health and Human Services, Department of	Direct		7 R01 AR074989-04	93.846	Arthritis, Musculoskeletal and Skin Diseases Research	372,893	10,245
Health and Human Services, Department of	Direct		T32 AR007080	93.846	Arthritis, Musculoskeletal and Skin Diseases Research	(139,411)	-
Health and Human Services, Department of	Direct		T32 AR007080	93.846	Arthritis, Musculoskeletal and Skin Diseases Research	599,844	-
Health and Human Services, Department of	Direct		T32 AR007197	93.846	Arthritis, Musculoskeletal and Skin Diseases Research	139,276	-
Health and Human Services, Department of	Pass-Through	Columbia Medical Center	1(GG012858-01)G01644	93.846	Arthritis, Musculoskeletal and Skin Diseases Research	2,280	-
Health and Human Services, Department of	Pass-Through	Duke University	303001597	93.846	Arthritis, Musculoskeletal and Skin Diseases Research	936,945	-
Health and Human Services, Department of	Pass-Through	Georgia Institute of Technology	AWD-005842-G1	93.846	Arthritis, Musculoskeletal and Skin Diseases Research	19,524	-
Health and Human Services, Department of	Pass-Through	IF, LLC	Research Agreement	93.846	Arthritis, Musculoskeletal and Skin Diseases Research	196,610	-
Health and Human Services, Department of	Pass-Through	Mayo Clinic	28	93.846	Arthritis, Musculoskeletal and Skin Diseases Research	70,202	-
Health and Human Services, Department of	Pass-Through	Mayo Clinic	THE-304134-01/PO000134172	93.846	Arthritis, Musculoskeletal and Skin Diseases Research	(7,137)	-
Health and Human Services, Department of	Pass-Through	Northwestern University	60063443	93.846	Arthritis, Musculoskeletal and Skin Diseases Research	9,077	-
Health and Human Services, Department of	Pass-Through	Northwestern University	60064632 UMICH	93.846	Arthritis, Musculoskeletal and Skin Diseases Research	16,076	-
Health and Human Services, Department of	Pass-Through	Purdue University	11001543-011	93.846	Arthritis, Musculoskeletal and Skin Diseases Research	39,457	-
Health and Human Services, Department of	Pass-Through	Rush University	22021106-Sub03	93.846	Arthritis, Musculoskeletal and Skin Diseases Research	(2,452)	-
Health and Human Services, Department of	Pass-Through	Rush University	22021106-Sub03	93.846	Arthritis, Musculoskeletal and Skin Diseases Research	51,332	-
Health and Human Services, Department of	Pass-Through	Rush University	22021106-Sub03	93.846	Arthritis, Musculoskeletal and Skin Diseases Research	213,897	-
Health and Human Services, Department of	Pass-Through	The Brigham and Women's Hospital, Inc.	126080	93.846	Arthritis, Musculoskeletal and Skin Diseases Research	80,320	-
Health and Human Services, Department of	Pass-Through	The Regents of the University of Minnesota	SUBA00001165-N008559001	93.846	Arthritis, Musculoskeletal and Skin Diseases Research	18,434	-
Health and Human Services, Department of	Pass-Through	The Regents of the University of Minnesota	SUBA00001165-N008799601	93.846	Arthritis, Musculoskeletal and Skin Diseases Research	124,276	-
Health and Human Services, Department of	Pass-Through	The Trustees of The University of Pennsylvania	582606/ po 5186397	93.846	Arthritis, Musculoskeletal and Skin Diseases Research	58,450	-
Health and Human Services, Department of	Pass-Through	The Trustees of The University of Pennsylvania	585614	93.846	Arthritis, Musculoskeletal and Skin Diseases Research	15,062	-
Health and Human Services, Department of	Pass-Through	The University of Illinois at Chicago	18872	93.846	Arthritis, Musculoskeletal and Skin Diseases Research	33,037	-
Health and Human Services, Department of	Pass-Through	The University of Texas Health Science Center at Houston	SA0003661	93.846	Arthritis, Musculoskeletal and Skin Diseases Research	14,259	-
Health and Human Services, Department of	Pass-Through	The University of Texas Health Science Center at Houston	SA0003661	93.846	Arthritis, Musculoskeletal and Skin Diseases Research	136,976	-
Health and Human Services, Department of	Pass-Through	The University of Texas Southwestern Medical Center	GMO221214 PO 0000002540	93.846	Arthritis, Musculoskeletal and Skin Diseases Research	87,104	-
Health and Human Services, Department of	Pass-Through	The Washington University dba Washington University In St. Louis	WU-23-0212 POF ST00011257	93.846	Arthritis, Musculoskeletal and Skin Diseases Research	(12,500)	-
Health and Human Services, Department of	Pass-Through	Thomas Jefferson University	080-30000-549701, 2000164471	93.846	Arthritis, Musculoskeletal and Skin Diseases Research	9,571	-
Health and Human Services, Department of	Pass-Through	University of Arizona	731256	93.846	Arthritis, Musculoskeletal and Skin Diseases Research	25,004	-
Health and Human Services, Department of	Pass-Through	University of California, San Francisco (UCSF)	15795sc	93.846	Arthritis, Musculoskeletal and Skin Diseases Research	100,824	-
Health and Human Services, Department of	Pass-Through	University of Connecticut Health Center dba UConn Health	UCHC7-159078491	93.846	Arthritis, Musculoskeletal and Skin Diseases Research	256,792	-
Health and Human Services, Department of	Pass-Through	University of Illinois-Urbana-Champaign	106434-18721	93.846	Arthritis, Musculoskeletal and Skin Diseases Research	164,957	-
Health and Human Services, Department of	Pass-Through	University of Iowa	S02003-01	93.846	Arthritis, Musculoskeletal and Skin Diseases Research	342	-
Health and Human Services, Department of	Pass-Through	University of Iowa	S05186-01	93.846	Arthritis, Musculoskeletal and Skin Diseases Research	31,102	-
Health and Human Services, Department of	Pass-Through	University of Maryland, Baltimore (UMB)	21389	93.846	Arthritis, Musculoskeletal and Skin Diseases Research	770	-
Health and Human Services, Department of	Pass-Through	University of North Carolina at Chapel Hill	5129823	93.846	Arthritis, Musculoskeletal and Skin Diseases Research	33,902	-
Health and Human Services, Department of	Pass-Through	University of North Carolina at Chapel Hill	5130000	93.846	Arthritis, Musculoskeletal and Skin Diseases Research	(5,137)	-
Health and Human Services, Department of	Pass-Through	University of North Carolina at Chapel Hill	5130025	93.846	Arthritis, Musculoskeletal and Skin Diseases Research	(3,362)	-
Health and Human Services, Department of	Pass-Through	University of North Carolina at Chapel Hill	5133771	93.846	Arthritis, Musculoskeletal and Skin Diseases Research	9,587	-
Health and Human Services, Department of	Pass-Through	University of Pittsburgh-Of The Commonwealth System of Higher Education	AWD00001277 (133933-17)	93.846	Arthritis, Musculoskeletal and Skin Diseases Research	61,660	-
Health and Human Services, Department of	Pass-Through	University of Pittsburgh-Of The Commonwealth System of Higher Education	AWD00001277 (133933-17)	93.846	Arthritis, Musculoskeletal and Skin Diseases Research	2,851	-
Health and Human Services, Department of	Pass-Through	University of Pittsburgh-Of The Commonwealth System of Higher Education	AWD00003000 (139504-1)	93.846	Arthritis, Musculoskeletal and Skin Diseases Research	(7,716)	-
Health and Human Services, Department of	Pass-Through	University of Rochester	SUB00000301AMR/URFAO:GR532318	93.846	Arthritis, Musculoskeletal and Skin Diseases Research	101,117	-
Health and Human Services, Department of	Pass-Through	University of Rochester	SUB00000301AMR/URFAO:GR532318	93.846	Arthritis, Musculoskeletal and Skin Diseases Research	110,931	-
Health and Human Services, Department of	Pass-Through	Vanderbilt University	OSA00000459AM1	93.846	Arthritis, Musculoskeletal and Skin Diseases Research	28,732	-
Health and Human Services, Department of	Pass-Through	Vanderbilt University Medical Center	VUMC102549	93.846	Arthritis, Musculoskeletal and Skin Diseases Research	(14,494)	-
						<b>\$ 20,861,756</b>	<b>\$ 1,258,437</b>
Health and Human Services, Department of	Direct		1 25 DK141426010	93.847	Diabetes, Digestive, and Kidney Diseases Extramural Research	\$ 35,159	\$ -
Health and Human Services, Department of	Direct		1 F31 DK135283-03	93.847	Diabetes, Digestive, and Kidney Diseases Extramural Research	54,126	-
Health and Human Services, Department of	Direct		1 F31 DK135342-03	93.847	Diabetes, Digestive, and Kidney Diseases Extramural Research	46,202	-
Health and Human Services, Department of	Direct		1 F31 DK136196-02	93.847	Diabetes, Digestive, and Kidney Diseases Extramural Research	3,425	-
Health and Human Services, Department of	Direct		1 F31 DK138544-01	93.847	Diabetes, Digestive, and Kidney Diseases Extramural Research	44,411	-
Health and Human Services, Department of	Direct		1 F32 DK131799-02	93.847	Diabetes, Digestive, and Kidney Diseases Extramural Research	150	-
Health and Human Services, Department of	Direct		1 F32 DK138694-02	93.847	Diabetes, Digestive, and Kidney Diseases Extramural Research	76,021	-
Health and Human Services, Department of	Direct		1 F32 DK142253-01	93.847	Diabetes, Digestive, and Kidney Diseases Extramural Research	36,353	-
Health and Human Services, Department of	Direct		1 F99 DK137287-02	93.847	Diabetes, Digestive, and Kidney Diseases Extramural Research	48,929	-
Health and Human Services, Department of	Direct		1 K99 DK128539-01A1	93.847	Diabetes, Digestive, and Kidney Diseases Extramural Research	15,817	-
Health and Human Services, Department of	Direct		1 R01 DK138932	93.847	Diabetes, Digestive, and Kidney Diseases Extramural Research	376,241	-
Health and Human Services, Department of	Direct		1 R01 DK141495-01	93.847	Diabetes, Digestive, and Kidney Diseases Extramural Research	481,596	-
Health and Human Services, Department of	Direct		1 R01 DK141559-01	93.847	Diabetes, Digestive, and Kidney Diseases Extramural Research	71,099	-
Health and Human Services, Department of	Direct		1 R03 DK138962-01A1	93.847	Diabetes, Digestive, and Kidney Diseases Extramural Research	15,330	-
Health and Human Services, Department of	Direct		1 R21 DK137123-01A1	93.847	Diabetes, Digestive, and Kidney Diseases Extramural Research	110,887	-
Health and Human Services, Department of	Direct		1 R56 DK132785-01A1	93.847	Diabetes, Digestive, and Kidney Diseases Extramural Research	(6,777)	-
Health and Human Services, Department of	Direct		1 R56 DK133298-01A1	93.847	Diabetes, Digestive, and Kidney Diseases Extramural Research	284,086	-
Health and Human Services, Department of	Direct		1 R56 DK140172-01	93.847	Diabetes, Digestive, and Kidney Diseases Extramural Research	245,700	-
Health and Human Services, Department of	Direct		1R01DK132099-03	93.847	Diabetes, Digestive, and Kidney Diseases Extramural Research	291,967	31,044
Health and Human Services, Department of	Direct		1R01DK136700-02	93.847	Diabetes, Digestive, and Kidney Diseases Extramural Research	417,500	91,344
Health and Human Services, Department of	Direct		1R56DK136700-01	93.847	Diabetes, Digestive, and Kidney Diseases Extramural Research	(8,737)	-
Health and Human Services, Department of	Direct		2 - U24 - DK - 122927 - 07	93.847	Diabetes, Digestive, and Kidney Diseases Extramural Research	2,797,882	221,576
Health and Human Services, Department of	Direct		2 R01 DK120330-05	93.847	Diabetes, Digestive, and Kidney Diseases Extramural Research	(4,151)	(4,151)
Health and Human Services, Department of	Direct		2 R56 DK125513-04	93.847	Diabetes, Digestive, and Kidney Diseases Extramural Research	(116,608)	-
Health and Human Services, Department of	Direct		3 K08 DK122114-05S1	93.847	Diabetes, Digestive, and Kidney Diseases Extramural Research	(13,202)	-
Health and Human Services, Department of	Direct		3 K23 DK124567-03S1	93.847	Diabetes, Digestive, and Kidney Diseases Extramural Research	144,055	-

University of Michigan  
 Schedule of Expenditures of Federal Awards  
 For the Year Ended June 30, 2025

Cluster Title/Federal Grantor/Program	Type	Pass-Through Grantor	Award Identifier	Assistance Listing		Federal Expenditures	Passed-Through to Subrecipients
				Number	Assistance Listing Program Title		
Health and Human Services, Department of	Direct		5 F30 DK132817-03	93.847	Diabetes, Digestive, and Kidney Diseases Extramural Research	(2,854)	-
Health and Human Services, Department of	Direct		5 F30 DK139717-02	93.847	Diabetes, Digestive, and Kidney Diseases Extramural Research	53,067	-
Health and Human Services, Department of	Direct		5 F31 DK128868-03	93.847	Diabetes, Digestive, and Kidney Diseases Extramural Research	(36,312)	-
Health and Human Services, Department of	Direct		5 F31 DK131869-03	93.847	Diabetes, Digestive, and Kidney Diseases Extramural Research	4,510	-
Health and Human Services, Department of	Direct		5 F31 DK134183-02	93.847	Diabetes, Digestive, and Kidney Diseases Extramural Research	5,433	-
Health and Human Services, Department of	Direct		5 F31 DK135181-03	93.847	Diabetes, Digestive, and Kidney Diseases Extramural Research	47,214	-
Health and Human Services, Department of	Direct		5 F31 DK136199-03	93.847	Diabetes, Digestive, and Kidney Diseases Extramural Research	49,883	-
Health and Human Services, Department of	Direct		5 F31 DK137390-03	93.847	Diabetes, Digestive, and Kidney Diseases Extramural Research	48,877	-
Health and Human Services, Department of	Direct		5 F31 DK138603-02	93.847	Diabetes, Digestive, and Kidney Diseases Extramural Research	49,847	-
Health and Human Services, Department of	Direct		5 F32 DK132795-03	93.847	Diabetes, Digestive, and Kidney Diseases Extramural Research	46,604	-
Health and Human Services, Department of	Direct		5 F32 DK141236-02	93.847	Diabetes, Digestive, and Kidney Diseases Extramural Research	60,141	-
Health and Human Services, Department of	Direct		5 K01 DK133533-03	93.847	Diabetes, Digestive, and Kidney Diseases Extramural Research	153,076	-
Health and Human Services, Department of	Direct		5 K01 DK134766-03	93.847	Diabetes, Digestive, and Kidney Diseases Extramural Research	143,691	-
Health and Human Services, Department of	Direct		5 K01 DK135799-02	93.847	Diabetes, Digestive, and Kidney Diseases Extramural Research	131,496	-
Health and Human Services, Department of	Direct		5 K08 DK120948-05	93.847	Diabetes, Digestive, and Kidney Diseases Extramural Research	155,911	-
Health and Human Services, Department of	Direct		5 K08 DK123403-05	93.847	Diabetes, Digestive, and Kidney Diseases Extramural Research	166,608	-
Health and Human Services, Department of	Direct		5 K08 DK124449-05	93.847	Diabetes, Digestive, and Kidney Diseases Extramural Research	158,848	-
Health and Human Services, Department of	Direct		5 K08 DK127013-04	93.847	Diabetes, Digestive, and Kidney Diseases Extramural Research	172,917	-
Health and Human Services, Department of	Direct		5 K08 DK129719-05	93.847	Diabetes, Digestive, and Kidney Diseases Extramural Research	221,996	-
Health and Human Services, Department of	Direct		5 K08 DK129722-04	93.847	Diabetes, Digestive, and Kidney Diseases Extramural Research	157,856	-
Health and Human Services, Department of	Direct		5 K08 DK132312-04	93.847	Diabetes, Digestive, and Kidney Diseases Extramural Research	160,836	-
Health and Human Services, Department of	Direct		5 K08 DK133640-03	93.847	Diabetes, Digestive, and Kidney Diseases Extramural Research	167,226	-
Health and Human Services, Department of	Direct		5 K08 DK135919 02	93.847	Diabetes, Digestive, and Kidney Diseases Extramural Research	137,583	-
Health and Human Services, Department of	Direct		5 K08DK125776-05	93.847	Diabetes, Digestive, and Kidney Diseases Extramural Research	182,977	-
Health and Human Services, Department of	Direct		5 K12 DK111011-10	93.847	Diabetes, Digestive, and Kidney Diseases Extramural Research	410,329	39,998
Health and Human Services, Department of	Direct		5 K23 DK123413-05	93.847	Diabetes, Digestive, and Kidney Diseases Extramural Research	215,894	-
Health and Human Services, Department of	Direct		5 K23 DK123416-05	93.847	Diabetes, Digestive, and Kidney Diseases Extramural Research	214,541	-
Health and Human Services, Department of	Direct		5 K23 DK125529-05	93.847	Diabetes, Digestive, and Kidney Diseases Extramural Research	161,932	-
Health and Human Services, Department of	Direct		5 K23 DK129327-05	93.847	Diabetes, Digestive, and Kidney Diseases Extramural Research	258,354	-
Health and Human Services, Department of	Direct		5 K23 DK129724-05	93.847	Diabetes, Digestive, and Kidney Diseases Extramural Research	233,453	-
Health and Human Services, Department of	Direct		5 K23 DK129784-04	93.847	Diabetes, Digestive, and Kidney Diseases Extramural Research	224,376	-
Health and Human Services, Department of	Direct		5 K23 DK131261-04	93.847	Diabetes, Digestive, and Kidney Diseases Extramural Research	222,022	-
Health and Human Services, Department of	Direct		5 K23 DK131296-04	93.847	Diabetes, Digestive, and Kidney Diseases Extramural Research	139,290	-
Health and Human Services, Department of	Direct		5 K23 DK134752-03	93.847	Diabetes, Digestive, and Kidney Diseases Extramural Research	237,458	-
Health and Human Services, Department of	Direct		5 K23 DK134764-03	93.847	Diabetes, Digestive, and Kidney Diseases Extramural Research	200,996	-
Health and Human Services, Department of	Direct		5 K23 DK136928-02	93.847	Diabetes, Digestive, and Kidney Diseases Extramural Research	189,043	-
Health and Human Services, Department of	Direct		5 K23 DK138239-02	93.847	Diabetes, Digestive, and Kidney Diseases Extramural Research	108,872	-
Health and Human Services, Department of	Direct		5 K26 DK138307-03	93.847	Diabetes, Digestive, and Kidney Diseases Extramural Research	71,449	-
Health and Human Services, Department of	Direct		5 K8 DK13146 04	93.847	Diabetes, Digestive, and Kidney Diseases Extramural Research	155,078	-
Health and Human Services, Department of	Direct		5 K99 DK133804-02	93.847	Diabetes, Digestive, and Kidney Diseases Extramural Research	14,968	-
Health and Human Services, Department of	Direct		5 K99 DK136934-02	93.847	Diabetes, Digestive, and Kidney Diseases Extramural Research	107,776	-
Health and Human Services, Department of	Direct		5 K99 DK140527-02	93.847	Diabetes, Digestive, and Kidney Diseases Extramural Research	90,957	-
Health and Human Services, Department of	Direct		5 P01 DK117821-05	93.847	Diabetes, Digestive, and Kidney Diseases Extramural Research	423,920	19,642
Health and Human Services, Department of	Direct		5 P30 DK020572-45	93.847	Diabetes, Digestive, and Kidney Diseases Extramural Research	(22,882)	-
Health and Human Services, Department of	Direct		5 P30 DK020572-48	93.847	Diabetes, Digestive, and Kidney Diseases Extramural Research	1,625,848	182,559
Health and Human Services, Department of	Direct		5 P30 DK089503-15	93.847	Diabetes, Digestive, and Kidney Diseases Extramural Research	1,290,256	-
Health and Human Services, Department of	Direct		5 P30 DK092926-15	93.847	Diabetes, Digestive, and Kidney Diseases Extramural Research	818,805	86,195
Health and Human Services, Department of	Direct		5 P30DK081943-15	93.847	Diabetes, Digestive, and Kidney Diseases Extramural Research	1,837	-
Health and Human Services, Department of	Direct		5 R00 DK123395-05	93.847	Diabetes, Digestive, and Kidney Diseases Extramural Research	280,223	-
Health and Human Services, Department of	Direct		5 R00 DK128537-05	93.847	Diabetes, Digestive, and Kidney Diseases Extramural Research	303,632	-
Health and Human Services, Department of	Direct		5 R00 DK133828-04	93.847	Diabetes, Digestive, and Kidney Diseases Extramural Research	332,855	-
Health and Human Services, Department of	Direct		5 R01 DK042303-34	93.847	Diabetes, Digestive, and Kidney Diseases Extramural Research	487,061	-
Health and Human Services, Department of	Direct		5 R01 DK043140-26	93.847	Diabetes, Digestive, and Kidney Diseases Extramural Research	522,469	-
Health and Human Services, Department of	Direct		5 R01 DK045776-34	93.847	Diabetes, Digestive, and Kidney Diseases Extramural Research	543,030	-
Health and Human Services, Department of	Direct		5 R01 DK046409 30	93.847	Diabetes, Digestive, and Kidney Diseases Extramural Research	(94,539)	-
Health and Human Services, Department of	Direct		5 R01 DK046960-28	93.847	Diabetes, Digestive, and Kidney Diseases Extramural Research	(2,623)	-
Health and Human Services, Department of	Direct		5 R01 DK048280-30	93.847	Diabetes, Digestive, and Kidney Diseases Extramural Research	289,691	-
Health and Human Services, Department of	Direct		5 R01 DK055679-24	93.847	Diabetes, Digestive, and Kidney Diseases Extramural Research	324,789	-
Health and Human Services, Department of	Direct		5 R01 DK0556731-27	93.847	Diabetes, Digestive, and Kidney Diseases Extramural Research	776,257	-
Health and Human Services, Department of	Direct		5 R01 DK058913-17	93.847	Diabetes, Digestive, and Kidney Diseases Extramural Research	601,721	-
Health and Human Services, Department of	Direct		5 R01 DK062027-19	93.847	Diabetes, Digestive, and Kidney Diseases Extramural Research	424,712	-
Health and Human Services, Department of	Direct		5 R01 DK062370-21	93.847	Diabetes, Digestive, and Kidney Diseases Extramural Research	562,272	98,727
Health and Human Services, Department of	Direct		5 R01 DK068400 18	93.847	Diabetes, Digestive, and Kidney Diseases Extramural Research	(11,638)	-
Health and Human Services, Department of	Direct		5 R01 DK079392-19	93.847	Diabetes, Digestive, and Kidney Diseases Extramural Research	524,141	-
Health and Human Services, Department of	Direct		5 R01 DK090262-13	93.847	Diabetes, Digestive, and Kidney Diseases Extramural Research	434,244	-
Health and Human Services, Department of	Direct		5 R01 DK095201 14	93.847	Diabetes, Digestive, and Kidney Diseases Extramural Research	416,300	-
Health and Human Services, Department of	Direct		5 R01 DK099593 10	93.847	Diabetes, Digestive, and Kidney Diseases Extramural Research	635,942	-
Health and Human Services, Department of	Direct		5 R01 DK102456-10	93.847	Diabetes, Digestive, and Kidney Diseases Extramural Research	333,645	-
Health and Human Services, Department of	Direct		5 R01 DK106618-09	93.847	Diabetes, Digestive, and Kidney Diseases Extramural Research	524,072	75,678
Health and Human Services, Department of	Direct		5 R01 DK107583-09	93.847	Diabetes, Digestive, and Kidney Diseases Extramural Research	267,282	-
Health and Human Services, Department of	Direct		5 R01 DK108901-05	93.847	Diabetes, Digestive, and Kidney Diseases Extramural Research	(97)	-
Health and Human Services, Department of	Direct		5 R01 DK108901-08	93.847	Diabetes, Digestive, and Kidney Diseases Extramural Research	397,406	-
Health and Human Services, Department of	Direct		5 R01 DK109032-04	93.847	Diabetes, Digestive, and Kidney Diseases Extramural Research	(591)	-
Health and Human Services, Department of	Direct		5 R01 DK111174-09	93.847	Diabetes, Digestive, and Kidney Diseases Extramural Research	670,631	146,655
Health and Human Services, Department of	Direct		5 R01 DK112755-05	93.847	Diabetes, Digestive, and Kidney Diseases Extramural Research	90,909	-
Health and Human Services, Department of	Direct		5 R01 DK114220 08	93.847	Diabetes, Digestive, and Kidney Diseases Extramural Research	339,405	-
Health and Human Services, Department of	Direct		5 R01 DK115474-04	93.847	Diabetes, Digestive, and Kidney Diseases Extramural Research	7,353	-
Health and Human Services, Department of	Direct		5 R01 DK115583-05	93.847	Diabetes, Digestive, and Kidney Diseases Extramural Research	(994)	-

University of Michigan  
 Schedule of Expenditures of Federal Awards  
 For the Year Ended June 30, 2025

Cluster Title/Federal Grantor/Program	Type	Pass-Through Grantor	Award Identifier	Assistance Listing		Federal Expenditures	Passed-Through to Subrecipients
				Number	Assistance Listing Program Title		
Health and Human Services, Department of	Direct		5 R01 DK115687-05	93.847	Diabetes, Digestive, and Kidney Diseases Extramural Research	(97,280)	885
Health and Human Services, Department of	Direct		5 R01 DK115844-05	93.847	Diabetes, Digestive, and Kidney Diseases Extramural Research	58,204	29,948
Health and Human Services, Department of	Direct		5 R01 DK116723-04	93.847	Diabetes, Digestive, and Kidney Diseases Extramural Research	366,025	167,292
Health and Human Services, Department of	Direct		5 R01 DK117639-05	93.847	Diabetes, Digestive, and Kidney Diseases Extramural Research	(32,526)	-
Health and Human Services, Department of	Direct		5 R01 DK117960-05	93.847	Diabetes, Digestive, and Kidney Diseases Extramural Research	(25,744)	-
Health and Human Services, Department of	Direct		5 R01 DK118024-07	93.847	Diabetes, Digestive, and Kidney Diseases Extramural Research	826,335	69,372
Health and Human Services, Department of	Direct		5 R01 DK118154-05	93.847	Diabetes, Digestive, and Kidney Diseases Extramural Research	(64,757)	-
Health and Human Services, Department of	Direct		5 R01 DK119219-04	93.847	Diabetes, Digestive, and Kidney Diseases Extramural Research	157,015	-
Health and Human Services, Department of	Direct		5 R01 DK121166-05	93.847	Diabetes, Digestive, and Kidney Diseases Extramural Research	245,779	-
Health and Human Services, Department of	Direct		5 R01 DK121462-03	93.847	Diabetes, Digestive, and Kidney Diseases Extramural Research	(1,006)	-
Health and Human Services, Department of	Direct		5 R01 DK121709-05	93.847	Diabetes, Digestive, and Kidney Diseases Extramural Research	522,326	100,176
Health and Human Services, Department of	Direct		5 R01 DK121759-05	93.847	Diabetes, Digestive, and Kidney Diseases Extramural Research	372,433	-
Health and Human Services, Department of	Direct		5 R01 DK121785-04	93.847	Diabetes, Digestive, and Kidney Diseases Extramural Research	321,360	-
Health and Human Services, Department of	Direct		5 R01 DK122350-04	93.847	Diabetes, Digestive, and Kidney Diseases Extramural Research	82,317	-
Health and Human Services, Department of	Direct		5 R01 DK123022-05	93.847	Diabetes, Digestive, and Kidney Diseases Extramural Research	226,519	-
Health and Human Services, Department of	Direct		5 R01 DK123164-05	93.847	Diabetes, Digestive, and Kidney Diseases Extramural Research	324,265	29,849
Health and Human Services, Department of	Direct		5 R01 DK124290-04	93.847	Diabetes, Digestive, and Kidney Diseases Extramural Research	326,021	-
Health and Human Services, Department of	Direct		5 R01 DK124779-04	93.847	Diabetes, Digestive, and Kidney Diseases Extramural Research	311,969	-
Health and Human Services, Department of	Direct		5 R01 DK124862-05	93.847	Diabetes, Digestive, and Kidney Diseases Extramural Research	757,491	-
Health and Human Services, Department of	Direct		5 R01 DK125087-04	93.847	Diabetes, Digestive, and Kidney Diseases Extramural Research	(34,989)	-
Health and Human Services, Department of	Direct		5 R01 DK125445-04	93.847	Diabetes, Digestive, and Kidney Diseases Extramural Research	(9,220)	25,069
Health and Human Services, Department of	Direct		5 R01 DK125513-03	93.847	Diabetes, Digestive, and Kidney Diseases Extramural Research	(83)	-
Health and Human Services, Department of	Direct		5 R01 DK125513-05	93.847	Diabetes, Digestive, and Kidney Diseases Extramural Research	694,717	-
Health and Human Services, Department of	Direct		5 R01 DK125687-04	93.847	Diabetes, Digestive, and Kidney Diseases Extramural Research	727,098	-
Health and Human Services, Department of	Direct		5 R01 DK125792-05	93.847	Diabetes, Digestive, and Kidney Diseases Extramural Research	519,751	80,453
Health and Human Services, Department of	Direct		5 R01 DK125830-04	93.847	Diabetes, Digestive, and Kidney Diseases Extramural Research	249,513	79,097
Health and Human Services, Department of	Direct		5 R01 DK126451-04	93.847	Diabetes, Digestive, and Kidney Diseases Extramural Research	546,724	-
Health and Human Services, Department of	Direct		5 R01 DK126715-03	93.847	Diabetes, Digestive, and Kidney Diseases Extramural Research	(637)	-
Health and Human Services, Department of	Direct		5 R01 DK126898-05	93.847	Diabetes, Digestive, and Kidney Diseases Extramural Research	682,892	414,566
Health and Human Services, Department of	Direct		5 R01 DK127531-04	93.847	Diabetes, Digestive, and Kidney Diseases Extramural Research	852,280	-
Health and Human Services, Department of	Direct		5 R01 DK128102-04	93.847	Diabetes, Digestive, and Kidney Diseases Extramural Research	470,435	-
Health and Human Services, Department of	Direct		5 R01 DK128179-04	93.847	Diabetes, Digestive, and Kidney Diseases Extramural Research	600,462	-
Health and Human Services, Department of	Direct		5 R01 DK128205-04	93.847	Diabetes, Digestive, and Kidney Diseases Extramural Research	727,601	-
Health and Human Services, Department of	Direct		5 R01 DK129214-04	93.847	Diabetes, Digestive, and Kidney Diseases Extramural Research	478,610	-
Health and Human Services, Department of	Direct		5 R01 DK129320-05	93.847	Diabetes, Digestive, and Kidney Diseases Extramural Research	476,407	360,474
Health and Human Services, Department of	Direct		5 R01 DK129360-04	93.847	Diabetes, Digestive, and Kidney Diseases Extramural Research	578,051	-
Health and Human Services, Department of	Direct		5 R01 DK129366-05	93.847	Diabetes, Digestive, and Kidney Diseases Extramural Research	503,786	-
Health and Human Services, Department of	Direct		5 R01 DK129469-03	93.847	Diabetes, Digestive, and Kidney Diseases Extramural Research	806,331	287,168
Health and Human Services, Department of	Direct		5 R01 DK129539-04	93.847	Diabetes, Digestive, and Kidney Diseases Extramural Research	302,149	-
Health and Human Services, Department of	Direct		5 R01 DK130111-04	93.847	Diabetes, Digestive, and Kidney Diseases Extramural Research	529,424	-
Health and Human Services, Department of	Direct		5 R01 DK130256-03	93.847	Diabetes, Digestive, and Kidney Diseases Extramural Research	(42,614)	-
Health and Human Services, Department of	Direct		5 R01 DK130864-04	93.847	Diabetes, Digestive, and Kidney Diseases Extramural Research	575,306	-
Health and Human Services, Department of	Direct		5 R01 DK130875-04	93.847	Diabetes, Digestive, and Kidney Diseases Extramural Research	467,266	-
Health and Human Services, Department of	Direct		5 R01 DK130879-04	93.847	Diabetes, Digestive, and Kidney Diseases Extramural Research	504,686	-
Health and Human Services, Department of	Direct		5 R01 DK130913-04	93.847	Diabetes, Digestive, and Kidney Diseases Extramural Research	483,420	229,809
Health and Human Services, Department of	Direct		5 R01 DK131524-05	93.847	Diabetes, Digestive, and Kidney Diseases Extramural Research	534,802	-
Health and Human Services, Department of	Direct		5 R01 DK131584-04	93.847	Diabetes, Digestive, and Kidney Diseases Extramural Research	674,860	-
Health and Human Services, Department of	Direct		5 R01 DK131724-04	93.847	Diabetes, Digestive, and Kidney Diseases Extramural Research	875,620	-
Health and Human Services, Department of	Direct		5 R01 DK131787-04	93.847	Diabetes, Digestive, and Kidney Diseases Extramural Research	602,277	15,431
Health and Human Services, Department of	Direct		5 R01 DK132008-03	93.847	Diabetes, Digestive, and Kidney Diseases Extramural Research	790,885	23,946
Health and Human Services, Department of	Direct		5 R01 DK133140-04	93.847	Diabetes, Digestive, and Kidney Diseases Extramural Research	515,925	-
Health and Human Services, Department of	Direct		5 R01 DK133226-04	93.847	Diabetes, Digestive, and Kidney Diseases Extramural Research	709,370	85,470
Health and Human Services, Department of	Direct		5 R01 DK134361-03	93.847	Diabetes, Digestive, and Kidney Diseases Extramural Research	736,894	284,598
Health and Human Services, Department of	Direct		5 R01 DK134406-03	93.847	Diabetes, Digestive, and Kidney Diseases Extramural Research	316,388	4,699
Health and Human Services, Department of	Direct		5 R01 DK134486-03	93.847	Diabetes, Digestive, and Kidney Diseases Extramural Research	880,667	-
Health and Human Services, Department of	Direct		5 R01 DK134979-03	93.847	Diabetes, Digestive, and Kidney Diseases Extramural Research	824,335	-
Health and Human Services, Department of	Direct		5 R01 DK135268-03	93.847	Diabetes, Digestive, and Kidney Diseases Extramural Research	832,498	384,454
Health and Human Services, Department of	Direct		5 R01 DK136177-03	93.847	Diabetes, Digestive, and Kidney Diseases Extramural Research	664,777	-
Health and Human Services, Department of	Direct		5 R01 DK136179-03	93.847	Diabetes, Digestive, and Kidney Diseases Extramural Research	734,464	-
Health and Human Services, Department of	Direct		5 R01 DK136520-03	93.847	Diabetes, Digestive, and Kidney Diseases Extramural Research	348,491	-
Health and Human Services, Department of	Direct		5 R01 DK137466-03	93.847	Diabetes, Digestive, and Kidney Diseases Extramural Research	342,882	-
Health and Human Services, Department of	Direct		5 R01 DK137798-02	93.847	Diabetes, Digestive, and Kidney Diseases Extramural Research	508,512	91,745
Health and Human Services, Department of	Direct		5 R01 DK137806-02	93.847	Diabetes, Digestive, and Kidney Diseases Extramural Research	818,792	108,369
Health and Human Services, Department of	Direct		5 R01 DK139012-02	93.847	Diabetes, Digestive, and Kidney Diseases Extramural Research	587,264	-
Health and Human Services, Department of	Direct		5 R01 DK140094-02	93.847	Diabetes, Digestive, and Kidney Diseases Extramural Research	601,146	-
Health and Human Services, Department of	Direct		5 R01DK054740-24	93.847	Diabetes, Digestive, and Kidney Diseases Extramural Research	472,070	-
Health and Human Services, Department of	Direct		5 R01DK059888-24	93.847	Diabetes, Digestive, and Kidney Diseases Extramural Research	386,513	-
Health and Human Services, Department of	Direct		5 R01DK121170-04	93.847	Diabetes, Digestive, and Kidney Diseases Extramural Research	(415)	-
Health and Human Services, Department of	Direct		5 R01DK121504-05	93.847	Diabetes, Digestive, and Kidney Diseases Extramural Research	(23,610)	-
Health and Human Services, Department of	Direct		5 R01DK124709-04	93.847	Diabetes, Digestive, and Kidney Diseases Extramural Research	618,820	-
Health and Human Services, Department of	Direct		5 R01DK127568-03	93.847	Diabetes, Digestive, and Kidney Diseases Extramural Research	589,413	-
Health and Human Services, Department of	Direct		5 R01DK129058-05	93.847	Diabetes, Digestive, and Kidney Diseases Extramural Research	910,618	-
Health and Human Services, Department of	Direct		5 R03 DK135893-02	93.847	Diabetes, Digestive, and Kidney Diseases Extramural Research	76,221	-
Health and Human Services, Department of	Direct		5 R03 DK137052-2	93.847	Diabetes, Digestive, and Kidney Diseases Extramural Research	109,569	-
Health and Human Services, Department of	Direct		5 R03 DK139095-02	93.847	Diabetes, Digestive, and Kidney Diseases Extramural Research	84,586	-
Health and Human Services, Department of	Direct		5 R03 DK140216-02	93.847	Diabetes, Digestive, and Kidney Diseases Extramural Research	31,164	-
Health and Human Services, Department of	Direct		5 R18 DK122418-05	93.847	Diabetes, Digestive, and Kidney Diseases Extramural Research	342,024	-
Health and Human Services, Department of	Direct		5 R21 DK117339-03	93.847	Diabetes, Digestive, and Kidney Diseases Extramural Research	31,612	-

**University of Michigan  
Schedule of Expenditures of Federal Awards  
For the Year Ended June 30, 2025**

Cluster Title/Federal Grantor/Program	Type	Pass-Through Grantor	Award Identifier	Assistance Listing		Federal Expenditures	Passed-Through to Subrecipients
				Number	Assistance Listing Program Title		
Health and Human Services, Department of	Direct		5 R21 DK126329-02	93.847	Diabetes, Digestive, and Kidney Diseases Extramural Research	(27)	-
Health and Human Services, Department of	Direct		5 RC2DK122379 05	93.847	Diabetes, Digestive, and Kidney Diseases Extramural Research	1,161,598	-
Health and Human Services, Department of	Direct		5 RO1 DK132017-04	93.847	Diabetes, Digestive, and Kidney Diseases Extramural Research	507,917	-
Health and Human Services, Department of	Direct		5 U01 DK061028-25	93.847	Diabetes, Digestive, and Kidney Diseases Extramural Research	313,464	39,154
Health and Human Services, Department of	Direct		5 U01 DK065184-20	93.847	Diabetes, Digestive, and Kidney Diseases Extramural Research	(21,074)	-
Health and Human Services, Department of	Direct		5 U01 DK065184-23	93.847	Diabetes, Digestive, and Kidney Diseases Extramural Research	337,065	1,842
Health and Human Services, Department of	Direct		5 U01 DK099932-10	93.847	Diabetes, Digestive, and Kidney Diseases Extramural Research	358,806	-
Health and Human Services, Department of	Direct		5 U01 DK103141-10	93.847	Diabetes, Digestive, and Kidney Diseases Extramural Research	(40,717)	39,078
Health and Human Services, Department of	Direct		5 U01 DK114907-09	93.847	Diabetes, Digestive, and Kidney Diseases Extramural Research	605,800	180,662
Health and Human Services, Department of	Direct		5 U01 DK119083-08	93.847	Diabetes, Digestive, and Kidney Diseases Extramural Research	408,418	-
Health and Human Services, Department of	Direct		5 U01 DK127747-04	93.847	Diabetes, Digestive, and Kidney Diseases Extramural Research	(10,006)	-
Health and Human Services, Department of	Direct		5 U01 DK130113-05	93.847	Diabetes, Digestive, and Kidney Diseases Extramural Research	752,814	-
Health and Human Services, Department of	Direct		5 U01 DK133090-04	93.847	Diabetes, Digestive, and Kidney Diseases Extramural Research	2,301,796	1,080,339
Health and Human Services, Department of	Direct		5 U01DK061028-22	93.847	Diabetes, Digestive, and Kidney Diseases Extramural Research	1,061	-
Health and Human Services, Department of	Direct		5 U01DK106893 10	93.847	Diabetes, Digestive, and Kidney Diseases Extramural Research	299,935	42,372
Health and Human Services, Department of	Direct		5 U24 DK062456-22	93.847	Diabetes, Digestive, and Kidney Diseases Extramural Research	36,252	69,444
Health and Human Services, Department of	Direct		5 U24 DK062456-24	93.847	Diabetes, Digestive, and Kidney Diseases Extramural Research	950,859	578,679
Health and Human Services, Department of	Direct		5 U24 DK100845-11	93.847	Diabetes, Digestive, and Kidney Diseases Extramural Research	(25,409)	143,304
Health and Human Services, Department of	Direct		5 U24 DK100845-13	93.847	Diabetes, Digestive, and Kidney Diseases Extramural Research	1,350,186	145,893
Health and Human Services, Department of	Direct		5 U24 DK129297-2	93.847	Diabetes, Digestive, and Kidney Diseases Extramural Research	(1,210)	-
Health and Human Services, Department of	Direct		5 U24 DK138515-02	93.847	Diabetes, Digestive, and Kidney Diseases Extramural Research	1,103,642	462,786
Health and Human Services, Department of	Direct		5 U2C DK129445-03	93.847	Diabetes, Digestive, and Kidney Diseases Extramural Research	335,708	15,024
Health and Human Services, Department of	Direct		5 U2C DK135066-04	93.847	Diabetes, Digestive, and Kidney Diseases Extramural Research	710,418	-
Health and Human Services, Department of	Direct		5 U54 DK137314-03	93.847	Diabetes, Digestive, and Kidney Diseases Extramural Research	959,589	83,648
Health and Human Services, Department of	Direct		5 U54DK083912-15	93.847	Diabetes, Digestive, and Kidney Diseases Extramural Research	580,037	259,381
Health and Human Services, Department of	Direct		7 R01 DK115567-07	93.847	Diabetes, Digestive, and Kidney Diseases Extramural Research	356,298	-
Health and Human Services, Department of	Direct		7 R01 DK119631-05	93.847	Diabetes, Digestive, and Kidney Diseases Extramural Research	433,474	30,384
Health and Human Services, Department of	Direct		T32 DK007245	93.847	Diabetes, Digestive, and Kidney Diseases Extramural Research	325,875	-
Health and Human Services, Department of	Direct		T32 DK062708	93.847	Diabetes, Digestive, and Kidney Diseases Extramural Research	192,500	-
Health and Human Services, Department of	Direct		T32 DK071212	93.847	Diabetes, Digestive, and Kidney Diseases Extramural Research	380,557	-
Health and Human Services, Department of	Direct		T32 DK094775	93.847	Diabetes, Digestive, and Kidney Diseases Extramural Research	228,573	-
Health and Human Services, Department of	Direct		T32 DK101357	93.847	Diabetes, Digestive, and Kidney Diseases Extramural Research	62,609	-
Health and Human Services, Department of	Direct		T32 DK101357	93.847	Diabetes, Digestive, and Kidney Diseases Extramural Research	314,019	-
Health and Human Services, Department of	Direct		T32 DK108740	93.847	Diabetes, Digestive, and Kidney Diseases Extramural Research	253,709	-
Health and Human Services, Department of	Direct		TL1 DK136046	93.847	Diabetes, Digestive, and Kidney Diseases Extramural Research	605,322	5,609
Health and Human Services, Department of	Pass-Through	Arbor Research Collaborative For Health	Amendment 4	93.847	Diabetes, Digestive, and Kidney Diseases Extramural Research	1,376	-
Health and Human Services, Department of	Pass-Through	Augusta University	38237-1	93.847	Diabetes, Digestive, and Kidney Diseases Extramural Research	22	-
Health and Human Services, Department of	Pass-Through	Augusta University	38237-1	93.847	Diabetes, Digestive, and Kidney Diseases Extramural Research	3,764	-
Health and Human Services, Department of	Pass-Through	Baylor College of Medicine	SU54DK118638-05	93.847	Diabetes, Digestive, and Kidney Diseases Extramural Research	4,751	-
Health and Human Services, Department of	Pass-Through	Beth Israel Deaconess Medical Center, Inc.	01064336	93.847	Diabetes, Digestive, and Kidney Diseases Extramural Research	191	-
Health and Human Services, Department of	Pass-Through	Beth Israel Deaconess Medical Center, Inc.	01064336	93.847	Diabetes, Digestive, and Kidney Diseases Extramural Research	76,390	-
Health and Human Services, Department of	Pass-Through	Case Western Reserve University	CCF24018837	93.847	Diabetes, Digestive, and Kidney Diseases Extramural Research	(6,317)	-
Health and Human Services, Department of	Pass-Through	Case Western Reserve University	CCF24018837	93.847	Diabetes, Digestive, and Kidney Diseases Extramural Research	66,436	-
Health and Human Services, Department of	Pass-Through	Case Western Reserve University	RES601769	93.847	Diabetes, Digestive, and Kidney Diseases Extramural Research	(8,994)	-
Health and Human Services, Department of	Pass-Through	Case Western Reserve University	RES603425	93.847	Diabetes, Digestive, and Kidney Diseases Extramural Research	168,427	-
Health and Human Services, Department of	Pass-Through	Cedars-Sinai Medical Center	CSP0594466	93.847	Diabetes, Digestive, and Kidney Diseases Extramural Research	429,426	-
Health and Human Services, Department of	Pass-Through	Children's Hospital Corporation dba Boston Children's Hospital	2R01DK075787-16	93.847	Diabetes, Digestive, and Kidney Diseases Extramural Research	50,017	-
Health and Human Services, Department of	Pass-Through	Children's Hospital Corporation dba Boston Children's Hospital	GENFD000259944	93.847	Diabetes, Digestive, and Kidney Diseases Extramural Research	36,170	-
Health and Human Services, Department of	Pass-Through	Cornell University	223324	93.847	Diabetes, Digestive, and Kidney Diseases Extramural Research	(59,592)	-
Health and Human Services, Department of	Pass-Through	Courage Therapeutics, Inc.	Research Agreement	93.847	Diabetes, Digestive, and Kidney Diseases Extramural Research	413,101	-
Health and Human Services, Department of	Pass-Through	Duke University	303001872	93.847	Diabetes, Digestive, and Kidney Diseases Extramural Research	149,228	-
Health and Human Services, Department of	Pass-Through	Duke University	A034947	93.847	Diabetes, Digestive, and Kidney Diseases Extramural Research	92,049	-
Health and Human Services, Department of	Pass-Through	EVOQ Therapeutics, Inc.	1R44DK135218-01A1 Amnd 2	93.847	Diabetes, Digestive, and Kidney Diseases Extramural Research	213,276	-
Health and Human Services, Department of	Pass-Through	Florida State University (FSU)	R000003360	93.847	Diabetes, Digestive, and Kidney Diseases Extramural Research	(1,804)	-
Health and Human Services, Department of	Pass-Through	GeneToBe, Inc	Agreement	93.847	Diabetes, Digestive, and Kidney Diseases Extramural Research	107,913	-
Health and Human Services, Department of	Pass-Through	George Washington University	S-GRD2223-SC27	93.847	Diabetes, Digestive, and Kidney Diseases Extramural Research	17,703	-
Health and Human Services, Department of	Pass-Through	George Washington University	S-GRD2223-SC39	93.847	Diabetes, Digestive, and Kidney Diseases Extramural Research	32,556	-
Health and Human Services, Department of	Pass-Through	Georgetown University	426934 GR426691-Umich	93.847	Diabetes, Digestive, and Kidney Diseases Extramural Research	9,982	-
Health and Human Services, Department of	Pass-Through	Indiana University	9614/PO 0627346	93.847	Diabetes, Digestive, and Kidney Diseases Extramural Research	5,780	-
Health and Human Services, Department of	Pass-Through	Indiana University	9640	93.847	Diabetes, Digestive, and Kidney Diseases Extramural Research	147,561	-
Health and Human Services, Department of	Pass-Through	Joan & Sanford I. Weill Medical College of Cornell University	244509	93.847	Diabetes, Digestive, and Kidney Diseases Extramural Research	393,964	-
Health and Human Services, Department of	Pass-Through	Johns Hopkins University	2005794040	93.847	Diabetes, Digestive, and Kidney Diseases Extramural Research	22,822	-
Health and Human Services, Department of	Pass-Through	Joslin Diabetes Center	100137	93.847	Diabetes, Digestive, and Kidney Diseases Extramural Research	(5,466)	-
Health and Human Services, Department of	Pass-Through	Joslin Diabetes Center	100137	93.847	Diabetes, Digestive, and Kidney Diseases Extramural Research	15,161	-
Health and Human Services, Department of	Pass-Through	Joslin Diabetes Center	100197	93.847	Diabetes, Digestive, and Kidney Diseases Extramural Research	(5,175)	-
Health and Human Services, Department of	Pass-Through	Joslin Diabetes Center	100198 21-PAF01604	93.847	Diabetes, Digestive, and Kidney Diseases Extramural Research	807	-
Health and Human Services, Department of	Pass-Through	Joslin Diabetes Center	100221	93.847	Diabetes, Digestive, and Kidney Diseases Extramural Research	147,034	-
Health and Human Services, Department of	Pass-Through	Joslin Diabetes Center	100237	93.847	Diabetes, Digestive, and Kidney Diseases Extramural Research	93,452	-
Health and Human Services, Department of	Pass-Through	Kaiser Permanente Northern California	RNG209397-01	93.847	Diabetes, Digestive, and Kidney Diseases Extramural Research	(3,383)	-
Health and Human Services, Department of	Pass-Through	Louisiana State University	23-0111-A0001-SUB01	93.847	Diabetes, Digestive, and Kidney Diseases Extramural Research	17,668	-
Health and Human Services, Department of	Pass-Through	Mayo Clinic	THE-318040	93.847	Diabetes, Digestive, and Kidney Diseases Extramural Research	7,672	-
Health and Human Services, Department of	Pass-Through	Michigan State University (MSU)	RC117074UM	93.847	Diabetes, Digestive, and Kidney Diseases Extramural Research	20,001	-
Health and Human Services, Department of	Pass-Through	New York University Grossman School of Medicine	23-A0-00-1009450	93.847	Diabetes, Digestive, and Kidney Diseases Extramural Research	14,185	-
Health and Human Services, Department of	Pass-Through	New York University Grossman School of Medicine	23-A0-00-1009450 Proj# 268398	93.847	Diabetes, Digestive, and Kidney Diseases Extramural Research	1,304	-
Health and Human Services, Department of	Pass-Through	Northern California Institute for Research & Education, Inc. (NCIRE)	SCH2284-02	93.847	Diabetes, Digestive, and Kidney Diseases Extramural Research	2,687	-
Health and Human Services, Department of	Pass-Through	NorthShore University HealthSystem	EH22-236-S1	93.847	Diabetes, Digestive, and Kidney Diseases Extramural Research	21,514	-
Health and Human Services, Department of	Pass-Through	Sanford Burnham Prebys Medical Research Institute	70909-13757-UM	93.847	Diabetes, Digestive, and Kidney Diseases Extramural Research	236,152	-
Health and Human Services, Department of	Pass-Through	Temple University	270010-UM	93.847	Diabetes, Digestive, and Kidney Diseases Extramural Research	15,190	-

**University of Michigan  
Schedule of Expenditures of Federal Awards  
For the Year Ended June 30, 2025**

Cluster Title/Federal Grantor/Program	Type	Pass-Through Grantor	Award Identifier	Assistance Listing		Federal Expenditures	Passed-Through to Subrecipients
				Number	Assistance Listing Program Title		
Health and Human Services, Department of	Pass-Through	The Brigham and Women's Hospital, Inc.	128038	93.847	Diabetes, Digestive, and Kidney Diseases Extramural Research	(6,027)	-
Health and Human Services, Department of	Pass-Through	The Brigham and Women's Hospital, Inc.	130650	93.847	Diabetes, Digestive, and Kidney Diseases Extramural Research	78,903	-
Health and Human Services, Department of	Pass-Through	The Broad Institute Inc.	5000818-5500001507	93.847	Diabetes, Digestive, and Kidney Diseases Extramural Research	(174)	-
Health and Human Services, Department of	Pass-Through	The Broad Institute Inc.	5000825-5500001507	93.847	Diabetes, Digestive, and Kidney Diseases Extramural Research	220,161	-
Health and Human Services, Department of	Pass-Through	The Broad Institute Inc.	5001486-5500001884	93.847	Diabetes, Digestive, and Kidney Diseases Extramural Research	124,132	-
Health and Human Services, Department of	Pass-Through	The Broad Institute Inc.	879-5500003186	93.847	Diabetes, Digestive, and Kidney Diseases Extramural Research	219,709	-
Health and Human Services, Department of	Pass-Through	The Children's Hospital of Philadelphia (CHOP)	GRT-00002742	93.847	Diabetes, Digestive, and Kidney Diseases Extramural Research	43,434	-
Health and Human Services, Department of	Pass-Through	The Icahn School of Medicine at Mount Sinai (ISMMS)	0255-A946-4609	93.847	Diabetes, Digestive, and Kidney Diseases Extramural Research	478	-
Health and Human Services, Department of	Pass-Through	The Icahn School of Medicine at Mount Sinai (ISMMS)	0255-A946-4609/IF133001253-940	93.847	Diabetes, Digestive, and Kidney Diseases Extramural Research	1,652	-
Health and Human Services, Department of	Pass-Through	The Icahn School of Medicine at Mount Sinai (ISMMS)	IF127201045-940002 / 0255-J641	93.847	Diabetes, Digestive, and Kidney Diseases Extramural Research	293,872	-
Health and Human Services, Department of	Pass-Through	The Icahn School of Medicine at Mount Sinai (ISMMS)	IF129081200-940002 / 0255-J581	93.847	Diabetes, Digestive, and Kidney Diseases Extramural Research	582,772	-
Health and Human Services, Department of	Pass-Through	The Jackson Laboratory	210421-0424-02PO 220043-0-SERV	93.847	Diabetes, Digestive, and Kidney Diseases Extramural Research	(41,517)	-
Health and Human Services, Department of	Pass-Through	The Jackson Laboratory	210421-0425-02	93.847	Diabetes, Digestive, and Kidney Diseases Extramural Research	482,249	-
Health and Human Services, Department of	Pass-Through	The Jackson Laboratory	210421-0426-02/720057-SUBC	93.847	Diabetes, Digestive, and Kidney Diseases Extramural Research	72,631	-
Health and Human Services, Department of	Pass-Through	The Miriam Hospital	7147384	93.847	Diabetes, Digestive, and Kidney Diseases Extramural Research	41,836	-
Health and Human Services, Department of	Pass-Through	The Ohio State University	SPC-1000013232   GR135406	93.847	Diabetes, Digestive, and Kidney Diseases Extramural Research	36,781	-
Health and Human Services, Department of	Pass-Through	The Trustees of Columbia University In The City of New York dba Columbia University	4(GG015049-06)	93.847	Diabetes, Digestive, and Kidney Diseases Extramural Research	(18,358)	-
Health and Human Services, Department of	Pass-Through	The Trustees of The University of Pennsylvania	586652/PO 5260518	93.847	Diabetes, Digestive, and Kidney Diseases Extramural Research	49,498	-
Health and Human Services, Department of	Pass-Through	The Trustees of The University of Pennsylvania	586652/PO5564194	93.847	Diabetes, Digestive, and Kidney Diseases Extramural Research	25,486	-
Health and Human Services, Department of	Pass-Through	The Trustees of The University of Pennsylvania	588463	93.847	Diabetes, Digestive, and Kidney Diseases Extramural Research	33,542	-
Health and Human Services, Department of	Pass-Through	The Trustees of The University of Pennsylvania	589554	93.847	Diabetes, Digestive, and Kidney Diseases Extramural Research	54,462	-
Health and Human Services, Department of	Pass-Through	The Trustees of The University of Pennsylvania	589554	93.847	Diabetes, Digestive, and Kidney Diseases Extramural Research	28,833	-
Health and Human Services, Department of	Pass-Through	The University of Illinois at Chicago	109302-19077	93.847	Diabetes, Digestive, and Kidney Diseases Extramural Research	79,455	-
Health and Human Services, Department of	Pass-Through	The University of Texas Health Science Center at Houston	0014327A	93.847	Diabetes, Digestive, and Kidney Diseases Extramural Research	220,651	-
Health and Human Services, Department of	Pass-Through	The University of Texas Health Science Center at San Antonio	170617/170616	93.847	Diabetes, Digestive, and Kidney Diseases Extramural Research	48,536	-
Health and Human Services, Department of	Pass-Through	The University of Texas Medical Branch at Galveston (UTMB)	21-85420-01	93.847	Diabetes, Digestive, and Kidney Diseases Extramural Research	159,766	-
Health and Human Services, Department of	Pass-Through	The Washington University dba Washington University In St. Louis	WU-24-0605	93.847	Diabetes, Digestive, and Kidney Diseases Extramural Research	5,160	-
Health and Human Services, Department of	Pass-Through	University at Buffalo	R1285148	93.847	Diabetes, Digestive, and Kidney Diseases Extramural Research	9,874	-
Health and Human Services, Department of	Pass-Through	University of Alabama at Birmingham (UAB)	000538760-SC004	93.847	Diabetes, Digestive, and Kidney Diseases Extramural Research	81,603	-
Health and Human Services, Department of	Pass-Through	University of California - Los Angeles	163976288	93.847	Diabetes, Digestive, and Kidney Diseases Extramural Research	129,713	-
Health and Human Services, Department of	Pass-Through	University of California, San Diego	705522	93.847	Diabetes, Digestive, and Kidney Diseases Extramural Research	501,172	-
Health and Human Services, Department of	Pass-Through	University of California, San Diego	R01DK122804	93.847	Diabetes, Digestive, and Kidney Diseases Extramural Research	(48,468)	-
Health and Human Services, Department of	Pass-Through	University of California, San Francisco (UCSF)	15926c	93.847	Diabetes, Digestive, and Kidney Diseases Extramural Research	192,778	-
Health and Human Services, Department of	Pass-Through	University of Chicago	AWD105060 (SUB00001224)	93.847	Diabetes, Digestive, and Kidney Diseases Extramural Research	124,166	-
Health and Human Services, Department of	Pass-Through	University of Chicago	FP068366-01 C (5302838601-5)	93.847	Diabetes, Digestive, and Kidney Diseases Extramural Research	15,506	-
Health and Human Services, Department of	Pass-Through	University of Colorado-Denver/Anschutz Medical Campus	FY23.1035.010	93.847	Diabetes, Digestive, and Kidney Diseases Extramural Research	(7,861)	-
Health and Human Services, Department of	Pass-Through	University of Colorado-Denver/Anschutz Medical Campus	FY24.585.003	93.847	Diabetes, Digestive, and Kidney Diseases Extramural Research	86,759	-
Health and Human Services, Department of	Pass-Through	University of Florida	SUB00004678	93.847	Diabetes, Digestive, and Kidney Diseases Extramural Research	5,729	-
Health and Human Services, Department of	Pass-Through	University of Iowa	S03802-01	93.847	Diabetes, Digestive, and Kidney Diseases Extramural Research	133,776	-
Health and Human Services, Department of	Pass-Through	University of Iowa	S05430-01	93.847	Diabetes, Digestive, and Kidney Diseases Extramural Research	74,922	-
Health and Human Services, Department of	Pass-Through	University of Kentucky	3200006162-25-188PO# 780000782	93.847	Diabetes, Digestive, and Kidney Diseases Extramural Research	4,087	-
Health and Human Services, Department of	Pass-Through	University of Maine	UM1434	93.847	Diabetes, Digestive, and Kidney Diseases Extramural Research	12,630	-
Health and Human Services, Department of	Pass-Through	University of Miami	OS00000509/SPC-002755	93.847	Diabetes, Digestive, and Kidney Diseases Extramural Research	8,652	-
Health and Human Services, Department of	Pass-Through	University of North Carolina at Chapel Hill	5118942	93.847	Diabetes, Digestive, and Kidney Diseases Extramural Research	85,346	-
Health and Human Services, Department of	Pass-Through	University of North Carolina at Chapel Hill	5120536	93.847	Diabetes, Digestive, and Kidney Diseases Extramural Research	116,974	-
Health and Human Services, Department of	Pass-Through	University of North Carolina at Chapel Hill	5129028	93.847	Diabetes, Digestive, and Kidney Diseases Extramural Research	59,547	-
Health and Human Services, Department of	Pass-Through	University of North Carolina at Chapel Hill	5131695	93.847	Diabetes, Digestive, and Kidney Diseases Extramural Research	32,040	-
Health and Human Services, Department of	Pass-Through	University of North Carolina at Chapel Hill	5132549	93.847	Diabetes, Digestive, and Kidney Diseases Extramural Research	406,601	-
Health and Human Services, Department of	Pass-Through	University of Pittsburgh-Of The Commonwealth System of Higher Education	AWD00004320 (136356-1)	93.847	Diabetes, Digestive, and Kidney Diseases Extramural Research	244,933	-
Health and Human Services, Department of	Pass-Through	University of Pittsburgh-Of The Commonwealth System of Higher Education	AWD00008844 (139686-1)	93.847	Diabetes, Digestive, and Kidney Diseases Extramural Research	76,214	-
Health and Human Services, Department of	Pass-Through	University of Pittsburgh-Of The Commonwealth System of Higher Education	AWD00009546 (139860-2)	93.847	Diabetes, Digestive, and Kidney Diseases Extramural Research	21,780	-
Health and Human Services, Department of	Pass-Through	University of Pittsburgh-Of The Commonwealth System of Higher Education	AWD00010516 (201242-1)	93.847	Diabetes, Digestive, and Kidney Diseases Extramural Research	7,693	-
Health and Human Services, Department of	Pass-Through	University of South Florida (USF)	6163-1103-02-J	93.847	Diabetes, Digestive, and Kidney Diseases Extramural Research	34,642	-
Health and Human Services, Department of	Pass-Through	University of South Florida (USF)	6163-1103-12-CC	93.847	Diabetes, Digestive, and Kidney Diseases Extramural Research	12,328	-
Health and Human Services, Department of	Pass-Through	University of South Florida (USF)	6163-1103-12-CC	93.847	Diabetes, Digestive, and Kidney Diseases Extramural Research	22,555	-
Health and Human Services, Department of	Pass-Through	University of Southern California	SCON-00004733	93.847	Diabetes, Digestive, and Kidney Diseases Extramural Research	10,757	-
Health and Human Services, Department of	Pass-Through	University of Southern California	SCON-00007480	93.847	Diabetes, Digestive, and Kidney Diseases Extramural Research	21,877	-
Health and Human Services, Department of	Pass-Through	University of Virginia	GR103102.SUB00001016	93.847	Diabetes, Digestive, and Kidney Diseases Extramural Research	8,200	-
Health and Human Services, Department of	Pass-Through	University of Washington	UWSC10198	93.847	Diabetes, Digestive, and Kidney Diseases Extramural Research	4,838	-
Health and Human Services, Department of	Pass-Through	University of Washington	UWSC12256	93.847	Diabetes, Digestive, and Kidney Diseases Extramural Research	(3,016)	-
Health and Human Services, Department of	Pass-Through	University of Washington	UWSC12256	93.847	Diabetes, Digestive, and Kidney Diseases Extramural Research	36,103	-
Health and Human Services, Department of	Pass-Through	University of Washington	UWSC12327/BPO52137	93.847	Diabetes, Digestive, and Kidney Diseases Extramural Research	339	-
Health and Human Services, Department of	Pass-Through	University of Washington	UWSC14024	93.847	Diabetes, Digestive, and Kidney Diseases Extramural Research	54,282	-
Health and Human Services, Department of	Pass-Through	University of Washington	UWSC14351	93.847	Diabetes, Digestive, and Kidney Diseases Extramural Research	(5,017)	-
Health and Human Services, Department of	Pass-Through	University of Washington	UWSC14351	93.847	Diabetes, Digestive, and Kidney Diseases Extramural Research	66,155	-
Health and Human Services, Department of	Pass-Through	University of Washington	UWSC14382/ PO BPO71631	93.847	Diabetes, Digestive, and Kidney Diseases Extramural Research	33,914	-
Health and Human Services, Department of	Pass-Through	University of Wisconsin	000003999	93.847	Diabetes, Digestive, and Kidney Diseases Extramural Research	19,048	-
Health and Human Services, Department of	Pass-Through	Vanderbilt University	VUMC108019	93.847	Diabetes, Digestive, and Kidney Diseases Extramural Research	(80)	-
Health and Human Services, Department of	Pass-Through	Vanderbilt University	VUMC108019	93.847	Diabetes, Digestive, and Kidney Diseases Extramural Research	4,119	-
Health and Human Services, Department of	Pass-Through	Vanderbilt University	VUMC108019	93.847	Diabetes, Digestive, and Kidney Diseases Extramural Research	359,535	-
Health and Human Services, Department of	Pass-Through	Vanderbilt University	VUMC117182	93.847	Diabetes, Digestive, and Kidney Diseases Extramural Research	21,514	-
Health and Human Services, Department of	Pass-Through	Vanderbilt University Medical Center	VUMC 119005	93.847	Diabetes, Digestive, and Kidney Diseases Extramural Research	11,703	-
Health and Human Services, Department of	Pass-Through	Vanderbilt University Medical Center	VUMC 119005	93.847	Diabetes, Digestive, and Kidney Diseases Extramural Research	7,195	-
Health and Human Services, Department of	Pass-Through	Vanderbilt University Medical Center	VUMC99911	93.847	Diabetes, Digestive, and Kidney Diseases Extramural Research	121,023	-
Health and Human Services, Department of	Pass-Through	Wake Forest University	739-45102-10000336727	93.847	Diabetes, Digestive, and Kidney Diseases Extramural Research	(21,405)	-
Health and Human Services, Department of	Pass-Through	Wake Forest University	739-45102-10000336727	93.847	Diabetes, Digestive, and Kidney Diseases Extramural Research	405,467	-
Health and Human Services, Department of	Pass-Through	Wayne State University	WSU20086-A3	93.847	Diabetes, Digestive, and Kidney Diseases Extramural Research	15,400	-
Health and Human Services, Department of	Pass-Through	Wayne State University	WSU23116-A1	93.847	Diabetes, Digestive, and Kidney Diseases Extramural Research	81,337	-

**University of Michigan**  
**Schedule of Expenditures of Federal Awards**  
**For the Year Ended June 30, 2025**

Cluster Title/Federal Grantor/Program	Type	Pass-Through Grantor	Award Identifier	Assistance Listing Number	Assistance Listing Program Title	Federal Expenditures	Passed-Through to Subrecipients
						\$	\$
						\$ 83,766,771	\$ 7,039,736
Health and Human Services, Department of	Pass-Through	University of Chicago	AWD104242 (SUB00001023)	93.850	Improving Epilepsy Programs, Services, and Outcomes through National Partnerships	\$ 819	\$ -
Health and Human Services, Department of	Pass-Through	University of Chicago	AWD104242 (SUB00001023)	93.850	Improving Epilepsy Programs, Services, and Outcomes through National Partnerships	11,941	-
						<u>\$ 12,760</u>	<u>\$ -</u>
Health and Human Services, Department of	Direct		1 F31 NS127484-02	93.853	Extramural Research Programs in the Neurosciences and Neurological Disorders	\$ (5,133)	\$ -
Health and Human Services, Department of	Direct		1 F31 NS127485-03	93.853	Extramural Research Programs in the Neurosciences and Neurological Disorders	42,834	-
Health and Human Services, Department of	Direct		1 F31 NS127551-02	93.853	Extramural Research Programs in the Neurosciences and Neurological Disorders	2,967	-
Health and Human Services, Department of	Direct		1 F31 NS132434-02	93.853	Extramural Research Programs in the Neurosciences and Neurological Disorders	51,835	-
Health and Human Services, Department of	Direct		1 F31 NS135919-02	93.853	Extramural Research Programs in the Neurosciences and Neurological Disorders	49,770	-
Health and Human Services, Department of	Direct		1 F31 NS137623-01A1	93.853	Extramural Research Programs in the Neurosciences and Neurological Disorders	24,662	-
Health and Human Services, Department of	Direct		1 F99 NS135768-02	93.853	Extramural Research Programs in the Neurosciences and Neurological Disorders	43,584	-
Health and Human Services, Department of	Direct		1 F99 NS135817-01A1	93.853	Extramural Research Programs in the Neurosciences and Neurological Disorders	60,189	-
Health and Human Services, Department of	Direct		1 F99 NS139459-02	93.853	Extramural Research Programs in the Neurosciences and Neurological Disorders	63,793	-
Health and Human Services, Department of	Direct		1 K08 NS134624-01A1	93.853	Extramural Research Programs in the Neurosciences and Neurological Disorders	108,903	-
Health and Human Services, Department of	Direct		1 K12 NS130673 01	93.853	Extramural Research Programs in the Neurosciences and Neurological Disorders	200,645	115,644
Health and Human Services, Department of	Direct		1 R03 NS137487 01A1	93.853	Extramural Research Programs in the Neurosciences and Neurological Disorders	147,672	78,454
Health and Human Services, Department of	Direct		1 R13 NS137680-01	93.853	Extramural Research Programs in the Neurosciences and Neurological Disorders	15,000	-
Health and Human Services, Department of	Direct		1 R15 NS139138-01	93.853	Extramural Research Programs in the Neurosciences and Neurological Disorders	41,722	-
Health and Human Services, Department of	Direct		1 R21 NS114749-01	93.853	Extramural Research Programs in the Neurosciences and Neurological Disorders	35,780	-
Health and Human Services, Department of	Direct		1 R21 NS118055-01A1	93.853	Extramural Research Programs in the Neurosciences and Neurological Disorders	25,855	-
Health and Human Services, Department of	Direct		1 R21 NS121700-01	93.853	Extramural Research Programs in the Neurosciences and Neurological Disorders	319	-
Health and Human Services, Department of	Direct		1 R21 NS129096-01	93.853	Extramural Research Programs in the Neurosciences and Neurological Disorders	97,312	-
Health and Human Services, Department of	Direct		1 R21 NS136833 01A1	93.853	Extramural Research Programs in the Neurosciences and Neurological Disorders	74,556	-
Health and Human Services, Department of	Direct		1 R21 NS139668-01A1	93.853	Extramural Research Programs in the Neurosciences and Neurological Disorders	40,697	6,059
Health and Human Services, Department of	Direct		1 R21NS126895-01A1	93.853	Extramural Research Programs in the Neurosciences and Neurological Disorders	(23,229)	-
Health and Human Services, Department of	Direct		1 R34 NS127101-01	93.853	Extramural Research Programs in the Neurosciences and Neurological Disorders	230,087	-
Health and Human Services, Department of	Direct		1 R34 NS132808-01	93.853	Extramural Research Programs in the Neurosciences and Neurological Disorders	261,569	-
Health and Human Services, Department of	Direct		1 R56 NS132411-01	93.853	Extramural Research Programs in the Neurosciences and Neurological Disorders	223,892	66,503
Health and Human Services, Department of	Direct		1 RF NS128667-01	93.853	Extramural Research Programs in the Neurosciences and Neurological Disorders	1,139,563	88,704
Health and Human Services, Department of	Direct		1 RF1 NS113283-01	93.853	Extramural Research Programs in the Neurosciences and Neurological Disorders	(17,393)	3,870
Health and Human Services, Department of	Direct		1 RF1 NS127606-01	93.853	Extramural Research Programs in the Neurosciences and Neurological Disorders	613,011	114,267
Health and Human Services, Department of	Direct		1 RF1 NS128522-01	93.853	Extramural Research Programs in the Neurosciences and Neurological Disorders	457,955	-
Health and Human Services, Department of	Direct		1 RF1 NS136499-01	93.853	Extramural Research Programs in the Neurosciences and Neurological Disorders	391,296	12,452
Health and Human Services, Department of	Direct		1 RF1 NS137428-01	93.853	Extramural Research Programs in the Neurosciences and Neurological Disorders	383,585	44,849
Health and Human Services, Department of	Direct		1 UG 3NS133515-01A1	93.853	Extramural Research Programs in the Neurosciences and Neurological Disorders	649,754	-
Health and Human Services, Department of	Direct		1R01NS141983-01	93.853	Extramural Research Programs in the Neurosciences and Neurological Disorders	56,858	-
Health and Human Services, Department of	Direct		1R21NS127983-02	93.853	Extramural Research Programs in the Neurosciences and Neurological Disorders	22,817	29,426
Health and Human Services, Department of	Direct		1RF1NS131063.01	93.853	Extramural Research Programs in the Neurosciences and Neurological Disorders	638,782	-
Health and Human Services, Department of	Direct		1RF1NS133978-01	93.853	Extramural Research Programs in the Neurosciences and Neurological Disorders	1,130,510	110,434
Health and Human Services, Department of	Direct		1UG3NS132084-02	93.853	Extramural Research Programs in the Neurosciences and Neurological Disorders	372,795	-

**University of Michigan  
Schedule of Expenditures of Federal Awards  
For the Year Ended June 30, 2025**

Cluster Title/Federal Grantor/Program	Type	Pass-Through Grantor	Award Identifier	Assistance Listing Number	Assistance Listing Program Title	Federal Expenditures	Passed-Through to Subrecipients
Health and Human Services, Department of	Direct		2 R01 NS110572-06A1	93.853	Extramural Research Programs in the Neurosciences and Neurological Disorders	213,347	-
Health and Human Services, Department of	Direct		3 R01 NS124167-04S1	93.853	Extramural Research Programs in the Neurosciences and Neurological Disorders	365,239	-
Health and Human Services, Department of	Direct		4 R33NS130070-03	93.853	Extramural Research Programs in the Neurosciences and Neurological Disorders	159,065	-
Health and Human Services, Department of	Direct		5 F31 NS118944-03	93.853	Extramural Research Programs in the Neurosciences and Neurological Disorders	(17,086)	-
Health and Human Services, Department of	Direct		5 F31 NS124088-03	93.853	Extramural Research Programs in the Neurosciences and Neurological Disorders	(46,156)	-
Health and Human Services, Department of	Direct		5 F31 NS127371-03	93.853	Extramural Research Programs in the Neurosciences and Neurological Disorders	49,768	-
Health and Human Services, Department of	Direct		5 F31 NS129326-03	93.853	Extramural Research Programs in the Neurosciences and Neurological Disorders	49,199	-
Health and Human Services, Department of	Direct		5 F31 NS134123-02	93.853	Extramural Research Programs in the Neurosciences and Neurological Disorders	43,993	-
Health and Human Services, Department of	Direct		5 F31 NS135634-02	93.853	Extramural Research Programs in the Neurosciences and Neurological Disorders	48,323	-
Health and Human Services, Department of	Direct		5 F31 NS135973-02	93.853	Extramural Research Programs in the Neurosciences and Neurological Disorders	48,473	-
Health and Human Services, Department of	Direct		5 F31 NS137737-02	93.853	Extramural Research Programs in the Neurosciences and Neurological Disorders	43,619	-
Health and Human Services, Department of	Direct		5 F31 NS139629-02	93.853	Extramural Research Programs in the Neurosciences and Neurological Disorders	47,894	-
Health and Human Services, Department of	Direct		5 F99 NS120544-02	93.853	Extramural Research Programs in the Neurosciences and Neurological Disorders	1,137	-
Health and Human Services, Department of	Direct		5 F99 NS124176-02S1	93.853	Extramural Research Programs in the Neurosciences and Neurological Disorders	(41,316)	-
Health and Human Services, Department of	Direct		5 K00 HD118378 04	93.853	Extramural Research Programs in the Neurosciences and Neurological Disorders	66,526	-
Health and Human Services, Department of	Direct		5 K00 NS129171-04	93.853	Extramural Research Programs in the Neurosciences and Neurological Disorders	79,339	-
Health and Human Services, Department of	Direct		5 K00NS108556 05	93.853	Extramural Research Programs in the Neurosciences and Neurological Disorders	82,697	-
Health and Human Services, Department of	Direct		5 K01 NS117555-05	93.853	Extramural Research Programs in the Neurosciences and Neurological Disorders	171,933	-
Health and Human Services, Department of	Direct		5 K08 NS121464-05	93.853	Extramural Research Programs in the Neurosciences and Neurological Disorders	206,262	-
Health and Human Services, Department of	Direct		5 K08 NS124937-03	93.853	Extramural Research Programs in the Neurosciences and Neurological Disorders	344,535	-
Health and Human Services, Department of	Direct		5 K08 NS128271 -012	93.853	Extramural Research Programs in the Neurosciences and Neurological Disorders	186,903	-
Health and Human Services, Department of	Direct		5 K12 NS137516 02	93.853	Extramural Research Programs in the Neurosciences and Neurological Disorders	263,420	17,319
Health and Human Services, Department of	Direct		5 K23 NS125004 05	93.853	Extramural Research Programs in the Neurosciences and Neurological Disorders	192,742	-
Health and Human Services, Department of	Direct		5 K23 NS126495-03	93.853	Extramural Research Programs in the Neurosciences and Neurological Disorders	194,718	-
Health and Human Services, Department of	Direct		5 K23 NS131444-03	93.853	Extramural Research Programs in the Neurosciences and Neurological Disorders	225,406	-
Health and Human Services, Department of	Direct		5 P50 NS123067-05	93.853	Extramural Research Programs in the Neurosciences and Neurological Disorders	2,160,378	-
Health and Human Services, Department of	Direct		5 R01 NS034509-28	93.853	Extramural Research Programs in the Neurosciences and Neurological Disorders	493,363	-
Health and Human Services, Department of	Direct		5 R01 NS038916-25	93.853	Extramural Research Programs in the Neurosciences and Neurological Disorders	(73,215)	-
Health and Human Services, Department of	Direct		5 R01 NS086810-10	93.853	Extramural Research Programs in the Neurosciences and Neurological Disorders	306,171	-
Health and Human Services, Department of	Direct		5 R01 NS094399-10	93.853	Extramural Research Programs in the Neurosciences and Neurological Disorders	533,167	78,537
Health and Human Services, Department of	Direct		5 R01 NS094413 09	93.853	Extramural Research Programs in the Neurosciences and Neurological Disorders	395,559	-
Health and Human Services, Department of	Direct		5 R01 NS097498-09	93.853	Extramural Research Programs in the Neurosciences and Neurological Disorders	375,794	-
Health and Human Services, Department of	Direct		5 R01 NS097542-10	93.853	Extramural Research Programs in the Neurosciences and Neurological Disorders	508,210	-
Health and Human Services, Department of	Direct		5 R01 NS099160-05	93.853	Extramural Research Programs in the Neurosciences and Neurological Disorders	(4,844)	-
Health and Human Services, Department of	Direct		5 R01 NS099280-08	93.853	Extramural Research Programs in the Neurosciences and Neurological Disorders	712,990	-
Health and Human Services, Department of	Direct		5 R01 NS099340-05	93.853	Extramural Research Programs in the Neurosciences and Neurological Disorders	(3,571)	-
Health and Human Services, Department of	Direct		5 R01 NS102715-05	93.853	Extramural Research Programs in the Neurosciences and Neurological Disorders	(573)	-
Health and Human Services, Department of	Direct		5 R01 NS105132-05	93.853	Extramural Research Programs in the Neurosciences and Neurological Disorders	155,625	-
Health and Human Services, Department of	Direct		5 R01 NS107463-05	93.853	Extramural Research Programs in the Neurosciences and Neurological Disorders	259,532	-

**University of Michigan  
Schedule of Expenditures of Federal Awards  
For the Year Ended June 30, 2025**

Cluster Title/Federal Grantor/Program	Type	Pass-Through Grantor	Award Identifier	Assistance Listing Number	Assistance Listing Program Title	Federal Expenditures	Passed-Through to Subrecipients
Health and Human Services, Department of	Direct		5 R01 NS108042-04	93.853	Extramural Research Programs in the Neurosciences and Neurological Disorders	(25,107)	-
Health and Human Services, Department of	Direct		5 R01 NS109170-05	93.853	Extramural Research Programs in the Neurosciences and Neurological Disorders	69,634	-
Health and Human Services, Department of	Direct		5 R01 NS111041-05	93.853	Extramural Research Programs in the Neurosciences and Neurological Disorders	347,435	-
Health and Human Services, Department of	Direct		5 R01 NS112233-05	93.853	Extramural Research Programs in the Neurosciences and Neurological Disorders	323,000	-
Health and Human Services, Department of	Direct		5 R01 NS113824-05	93.853	Extramural Research Programs in the Neurosciences and Neurological Disorders	70,761	-
Health and Human Services, Department of	Direct		5 R01 NS113943-05	93.853	Extramural Research Programs in the Neurosciences and Neurological Disorders	222,168	-
Health and Human Services, Department of	Direct		5 R01 NS117103-05	93.853	Extramural Research Programs in the Neurosciences and Neurological Disorders	353,100	260,373
Health and Human Services, Department of	Direct		5 R01 NS118440-03	93.853	Extramural Research Programs in the Neurosciences and Neurological Disorders	385,702	-
Health and Human Services, Department of	Direct		5 R01 NS118769-05	93.853	Extramural Research Programs in the Neurosciences and Neurological Disorders	264,575	-
Health and Human Services, Department of	Direct		5 R01 NS119873-05	93.853	Extramural Research Programs in the Neurosciences and Neurological Disorders	602,660	46,731
Health and Human Services, Department of	Direct		5 R01 NS120322-05	93.853	Extramural Research Programs in the Neurosciences and Neurological Disorders	508,346	92,788
Health and Human Services, Department of	Direct		5 R01 NS120926-05	93.853	Extramural Research Programs in the Neurosciences and Neurological Disorders	334,991	15,766
Health and Human Services, Department of	Direct		5 R01 NS122165-04	93.853	Extramural Research Programs in the Neurosciences and Neurological Disorders	618,372	15,956
Health and Human Services, Department of	Direct		5 R01 NS122234-04	93.853	Extramural Research Programs in the Neurosciences and Neurological Disorders	598,947	21,157
Health and Human Services, Department of	Direct		5 R01 NS122751-05	93.853	Extramural Research Programs in the Neurosciences and Neurological Disorders	510,116	-
Health and Human Services, Department of	Direct		5 R01 NS124607-04	93.853	Extramural Research Programs in the Neurosciences and Neurological Disorders	586,605	1,186
Health and Human Services, Department of	Direct		5 R01 NS125313-04	93.853	Extramural Research Programs in the Neurosciences and Neurological Disorders	499,475	-
Health and Human Services, Department of	Direct		5 R01 NS125742-05	93.853	Extramural Research Programs in the Neurosciences and Neurological Disorders	1,163,048	407,963
Health and Human Services, Department of	Direct		5 R01 NS127188-04	93.853	Extramural Research Programs in the Neurosciences and Neurological Disorders	765,383	-
Health and Human Services, Department of	Direct		5 R01 NS127378-04	93.853	Extramural Research Programs in the Neurosciences and Neurological Disorders	358,629	-
Health and Human Services, Department of	Direct		5 R01 NS127799-02	93.853	Extramural Research Programs in the Neurosciences and Neurological Disorders	563,491	-
Health and Human Services, Department of	Direct		5 R01 NS127829-04	93.853	Extramural Research Programs in the Neurosciences and Neurological Disorders	479,966	-
Health and Human Services, Department of	Direct		5 R01 NS128500-03	93.853	Extramural Research Programs in the Neurosciences and Neurological Disorders	272,891	-
Health and Human Services, Department of	Direct		5 R01 NS129198-04	93.853	Extramural Research Programs in the Neurosciences and Neurological Disorders	615,175	-
Health and Human Services, Department of	Direct		5 R01 NS129562-03	93.853	Extramural Research Programs in the Neurosciences and Neurological Disorders	478,503	160,508
Health and Human Services, Department of	Direct		5 R01 NS129874-03	93.853	Extramural Research Programs in the Neurosciences and Neurological Disorders	491,176	-
Health and Human Services, Department of	Direct		5 R01 NS131402-02	93.853	Extramural Research Programs in the Neurosciences and Neurological Disorders	553,061	7,323
Health and Human Services, Department of	Direct		5 R01 NS131514 02	93.853	Extramural Research Programs in the Neurosciences and Neurological Disorders	297,404	-
Health and Human Services, Department of	Direct		5 R01 NS131515-03	93.853	Extramural Research Programs in the Neurosciences and Neurological Disorders	491,907	-
Health and Human Services, Department of	Direct		5 R01 NS131821-03	93.853	Extramural Research Programs in the Neurosciences and Neurological Disorders	476,897	-
Health and Human Services, Department of	Direct		5 R01 NS134834-02	93.853	Extramural Research Programs in the Neurosciences and Neurological Disorders	448,214	-
Health and Human Services, Department of	Direct		5 R01 NS134890-02	93.853	Extramural Research Programs in the Neurosciences and Neurological Disorders	451,376	-
Health and Human Services, Department of	Direct		5 R01 NS134942-02	93.853	Extramural Research Programs in the Neurosciences and Neurological Disorders	439,078	-
Health and Human Services, Department of	Direct		5 R01 NS136181-02	93.853	Extramural Research Programs in the Neurosciences and Neurological Disorders	425,406	-
Health and Human Services, Department of	Direct		5 R01 NS137222-02	93.853	Extramural Research Programs in the Neurosciences and Neurological Disorders	505,870	167,738
Health and Human Services, Department of	Direct		5 R01 NS138455-02	93.853	Extramural Research Programs in the Neurosciences and Neurological Disorders	440,496	-
Health and Human Services, Department of	Direct		5 R01 NS140149-02	93.853	Extramural Research Programs in the Neurosciences and Neurological Disorders	438,672	-
Health and Human Services, Department of	Direct		5 R01 NS225362-04	93.853	Extramural Research Programs in the Neurosciences and Neurological Disorders	252,191	79,117
Health and Human Services, Department of	Direct		5 R01NS110572 05	93.853	Extramural Research Programs in the Neurosciences and Neurological Disorders	11,271	-

**University of Michigan  
Schedule of Expenditures of Federal Awards  
For the Year Ended June 30, 2025**

Cluster Title/Federal Grantor/Program	Type	Pass-Through Grantor	Award Identifier	Assistance Listing Number	Assistance Listing Program Title	Federal Expenditures	Passed-Through to Subrecipients
Health and Human Services, Department of	Direct		5 R01NS116008 05	93.853	Extramural Research Programs in the Neurosciences and Neurological Disorders	231,975	-
Health and Human Services, Department of	Direct		5 R01NS119231-05	93.853	Extramural Research Programs in the Neurosciences and Neurological Disorders	376,326	-
Health and Human Services, Department of	Direct		5 R01NS122536-05	93.853	Extramural Research Programs in the Neurosciences and Neurological Disorders	507,346	-
Health and Human Services, Department of	Direct		5 R01NS122746-05	93.853	Extramural Research Programs in the Neurosciences and Neurological Disorders	732,501	-
Health and Human Services, Department of	Direct		5 R21 NS132003-02	93.853	Extramural Research Programs in the Neurosciences and Neurological Disorders	139,480	-
Health and Human Services, Department of	Direct		5 R21 NS132018-02	93.853	Extramural Research Programs in the Neurosciences and Neurological Disorders	133,285	-
Health and Human Services, Department of	Direct		5 R21 NS137528-02	93.853	Extramural Research Programs in the Neurosciences and Neurological Disorders	242,112	-
Health and Human Services, Department of	Direct		5 R25 NS089450-10	93.853	Extramural Research Programs in the Neurosciences and Neurological Disorders	2,107	-
Health and Human Services, Department of	Direct		5 R25 NS107159-05	93.853	Extramural Research Programs in the Neurosciences and Neurological Disorders	21,052	-
Health and Human Services, Department of	Direct		5 R25 NS107159-07	93.853	Extramural Research Programs in the Neurosciences and Neurological Disorders	152,731	-
Health and Human Services, Department of	Direct		5 R35 NS 132223-04	93.853	Extramural Research Programs in the Neurosciences and Neurological Disorders	574,267	-
Health and Human Services, Department of	Direct		5 R35 NS116786-05	93.853	Extramural Research Programs in the Neurosciences and Neurological Disorders	828,628	-
Health and Human Services, Department of	Direct		5 R35 NS122302-05	93.853	Extramural Research Programs in the Neurosciences and Neurological Disorders	1,353,925	-
Health and Human Services, Department of	Direct		5 R37 NA038916-27	93.853	Extramural Research Programs in the Neurosciences and Neurological Disorders	1,516,831	55,986
Health and Human Services, Department of	Direct		5 R37 NS076752 11	93.853	Extramural Research Programs in the Neurosciences and Neurological Disorders	18,890	-
Health and Human Services, Department of	Direct		5 R61 NS130070 02	93.853	Extramural Research Programs in the Neurosciences and Neurological Disorders	223,603	-
Health and Human Services, Department of	Direct		5 U01 NS099043-04	93.853	Extramural Research Programs in the Neurosciences and Neurological Disorders	6,018,061	4,003,654
Health and Human Services, Department of	Direct		5 U01 NS099046 05	93.853	Extramural Research Programs in the Neurosciences and Neurological Disorders	4,685,782	2,502,053
Health and Human Services, Department of	Direct		5 U24 NS100659-05	93.853	Extramural Research Programs in the Neurosciences and Neurological Disorders	(1,352)	-
Health and Human Services, Department of	Direct		5 U24 NS100659-08	93.853	Extramural Research Programs in the Neurosciences and Neurological Disorders	716,814	106,489
Health and Human Services, Department of	Direct		5 U24 NS107158-05	93.853	Extramural Research Programs in the Neurosciences and Neurological Disorders	24	-
Health and Human Services, Department of	Direct		5 U24 NS107214-07	93.853	Extramural Research Programs in the Neurosciences and Neurological Disorders	343,282	-
Health and Human Services, Department of	Direct		5 U24 NS120056-04	93.853	Extramural Research Programs in the Neurosciences and Neurological Disorders	631,235	188,885
Health and Human Services, Department of	Direct		5 U54NS117170 05	93.853	Extramural Research Programs in the Neurosciences and Neurological Disorders	2,445,297	916,919
Health and Human Services, Department of	Direct		5 UE 5NS089450-12	93.853	Extramural Research Programs in the Neurosciences and Neurological Disorders	219,516	-
Health and Human Services, Department of	Direct		5R01NS129850-03	93.853	Extramural Research Programs in the Neurosciences and Neurological Disorders	688,519	-
Health and Human Services, Department of	Direct		7 K08 NS102509-06	93.853	Extramural Research Programs in the Neurosciences and Neurological Disorders	148,071	-
Health and Human Services, Department of	Direct		7 R01 NS113233 05	93.853	Extramural Research Programs in the Neurosciences and Neurological Disorders	25,146	-
Health and Human Services, Department of	Direct		7 R21 NS116573-02	93.853	Extramural Research Programs in the Neurosciences and Neurological Disorders	(1,643)	-
Health and Human Services, Department of	Direct		T32 NS007222	93.853	Extramural Research Programs in the Neurosciences and Neurological Disorders	402,727	-
Health and Human Services, Department of	Direct		T32 NS076401	93.853	Extramural Research Programs in the Neurosciences and Neurological Disorders	271,857	-
Health and Human Services, Department of	Direct		T32 NS115724	93.853	Extramural Research Programs in the Neurosciences and Neurological Disorders	224,776	-
Health and Human Services, Department of	Pass-Through	Albert Einstein College of Medicine	312158/PO0982226	93.853	Extramural Research Programs in the Neurosciences and Neurological Disorders	12,758	-
Health and Human Services, Department of	Pass-Through	Baylor College of Medicine	7000001490	93.853	Extramural Research Programs in the Neurosciences and Neurological Disorders	(3,677)	-
Health and Human Services, Department of	Pass-Through	Baylor College of Medicine	P700000268	93.853	Extramural Research Programs in the Neurosciences and Neurological Disorders	(93)	-
Health and Human Services, Department of	Pass-Through	Blackrock Microsystems, Inc.	UM-00001	93.853	Extramural Research Programs in the Neurosciences and Neurological Disorders	9,248	-
Health and Human Services, Department of	Pass-Through	Case Western Reserve University	RES600270	93.853	Extramural Research Programs in the Neurosciences and Neurological Disorders	48,792	-
Health and Human Services, Department of	Pass-Through	Case Western Reserve University	RES600939	93.853	Extramural Research Programs in the Neurosciences and Neurological Disorders	2,619	-
Health and Human Services, Department of	Pass-Through	Duke University	303002278	93.853	Extramural Research Programs in the Neurosciences and Neurological Disorders	43,023	-

**University of Michigan  
Schedule of Expenditures of Federal Awards  
For the Year Ended June 30, 2025**

Cluster Title/Federal Grantor/Program	Type	Pass-Through Grantor	Award Identifier	Assistance Listing Number	Assistance Listing Program Title	Federal Expenditures	Passed-Through to Subrecipients
Health and Human Services, Department of	Pass-Through	Enzerna Biosciences, Inc.	Roundtable Research Agreement	93.853	Extramural Research Programs in the Neurosciences and Neurological Disorders	(10,089)	-
Health and Human Services, Department of	Pass-Through	Hennepin Healthcare Research Institute (HHRI)	15424-02	93.853	Extramural Research Programs in the Neurosciences and Neurological Disorders	396,585	-
Health and Human Services, Department of	Pass-Through	Kennedy Krieger Institute	Subaward Agreement	93.853	Extramural Research Programs in the Neurosciences and Neurological Disorders	(31,634)	-
Health and Human Services, Department of	Pass-Through	Kennedy Krieger Institute	SubAward Agreement	93.853	Extramural Research Programs in the Neurosciences and Neurological Disorders	39,865	-
Health and Human Services, Department of	Pass-Through	Michigan State University (MSU)	RC111114B	93.853	Extramural Research Programs in the Neurosciences and Neurological Disorders	(2,173)	-
Health and Human Services, Department of	Pass-Through	Michigan State University (MSU)	RC111996UM	93.853	Extramural Research Programs in the Neurosciences and Neurological Disorders	5,720	-
Health and Human Services, Department of	Pass-Through	Northwestern University	60068900 UMICH	93.853	Extramural Research Programs in the Neurosciences and Neurological Disorders	88,335	-
Health and Human Services, Department of	Pass-Through	St. Jude Children's Research Hospital, Inc.	GR-0010297-PO051275	93.853	Extramural Research Programs in the Neurosciences and Neurological Disorders	168,307	-
Health and Human Services, Department of	Pass-Through	Stanford University	5778219	93.853	Extramural Research Programs in the Neurosciences and Neurological Disorders	(2,135)	-
Health and Human Services, Department of	Pass-Through	Stanford University	62556501-179030	93.853	Extramural Research Programs in the Neurosciences and Neurological Disorders	221,212	-
Health and Human Services, Department of	Pass-Through	Stanford University	63439897-319717	93.853	Extramural Research Programs in the Neurosciences and Neurological Disorders	16,534	-
Health and Human Services, Department of	Pass-Through	State University of New York (SUNY)	1184585-98327	93.853	Extramural Research Programs in the Neurosciences and Neurological Disorders	16,288	-
Health and Human Services, Department of	Pass-Through	The Jackson Laboratory	210331-0824-02	93.853	Extramural Research Programs in the Neurosciences and Neurological Disorders	(251)	-
Health and Human Services, Department of	Pass-Through	The Trustees of Columbia University In The City of New York dba Columbia University	1(GG019216-01)	93.853	Extramural Research Programs in the Neurosciences and Neurological Disorders	101,500	-
Health and Human Services, Department of	Pass-Through	The Trustees of Columbia University In The City of New York dba Columbia University	17(GG015970-05)	93.853	Extramural Research Programs in the Neurosciences and Neurological Disorders	16,270	-
Health and Human Services, Department of	Pass-Through	The Trustees of Columbia University In The City of New York dba Columbia University	17(GG015970-07)	93.853	Extramural Research Programs in the Neurosciences and Neurological Disorders	25,484	-
Health and Human Services, Department of	Pass-Through	The Trustees of Columbia University In The City of New York dba Columbia University	2(GG011328-01) / G17984	93.853	Extramural Research Programs in the Neurosciences and Neurological Disorders	459,033	-
Health and Human Services, Department of	Pass-Through	The Trustees of Columbia University In The City of New York dba Columbia University	GG015970-02	93.853	Extramural Research Programs in the Neurosciences and Neurological Disorders	(1,483)	-
Health and Human Services, Department of	Pass-Through	The Trustees of Columbia University In The City of New York dba Columbia University	GG015970-03	93.853	Extramural Research Programs in the Neurosciences and Neurological Disorders	(209)	-
Health and Human Services, Department of	Pass-Through	The Trustees of The University of Pennsylvania	500320/PO5384180	93.853	Extramural Research Programs in the Neurosciences and Neurological Disorders	57,023	-
Health and Human Services, Department of	Pass-Through	The Trustees of The University of Pennsylvania	588521	93.853	Extramural Research Programs in the Neurosciences and Neurological Disorders	124,469	-
Health and Human Services, Department of	Pass-Through	The Trustees of The University of Pennsylvania	588632	93.853	Extramural Research Programs in the Neurosciences and Neurological Disorders	192,248	-
Health and Human Services, Department of	Pass-Through	The Trustees of The University of Pennsylvania	858762/5545455	93.853	Extramural Research Programs in the Neurosciences and Neurological Disorders	(20,526)	-
Health and Human Services, Department of	Pass-Through	The Trustees of The University of Pennsylvania	PO 5133202	93.853	Extramural Research Programs in the Neurosciences and Neurological Disorders	20,208	-
Health and Human Services, Department of	Pass-Through	The Trustees of The University of Pennsylvania	PO5520336/585762	93.853	Extramural Research Programs in the Neurosciences and Neurological Disorders	24,752	-
Health and Human Services, Department of	Pass-Through	The University of Illinois at Chicago	19438	93.853	Extramural Research Programs in the Neurosciences and Neurological Disorders	244,286	-
Health and Human Services, Department of	Pass-Through	The University of Kansas Medical Center (KUMC)	SUB00001367	93.853	Extramural Research Programs in the Neurosciences and Neurological Disorders	10,384	-
Health and Human Services, Department of	Pass-Through	The University of Texas Health Science Center at Houston	SA0000224	93.853	Extramural Research Programs in the Neurosciences and Neurological Disorders	(6,505)	-
Health and Human Services, Department of	Pass-Through	The University of Texas Medical Branch at Galveston (UTMB)	24-87113-01 POUOSP000002214	93.853	Extramural Research Programs in the Neurosciences and Neurological Disorders	19,847	-
Health and Human Services, Department of	Pass-Through	The University of Texas Southwestern Medical Center	GMO 210602 PO000002344	93.853	Extramural Research Programs in the Neurosciences and Neurological Disorders	277,921	-
Health and Human Services, Department of	Pass-Through	The Washington University dba Washington University In St. Louis	WU-23-0135 POHST00009959	93.853	Extramural Research Programs in the Neurosciences and Neurological Disorders	141,770	-
Health and Human Services, Department of	Pass-Through	Thomas Jefferson University	080-02000-S36701 PO200014209	93.853	Extramural Research Programs in the Neurosciences and Neurological Disorders	1,360	-
Health and Human Services, Department of	Pass-Through	Transstimulation Research Inc	Research agreement	93.853	Extramural Research Programs in the Neurosciences and Neurological Disorders	125,941	-
Health and Human Services, Department of	Pass-Through	University of Alabama at Birmingham (UAB)	000538599-SC001	93.853	Extramural Research Programs in the Neurosciences and Neurological Disorders	(595)	-
Health and Human Services, Department of	Pass-Through	University of Arizona	672906	93.853	Extramural Research Programs in the Neurosciences and Neurological Disorders	(27,737)	-
Health and Human Services, Department of	Pass-Through	University of California, San Francisco (UCSF)	11991sc	93.853	Extramural Research Programs in the Neurosciences and Neurological Disorders	(3,641)	-
Health and Human Services, Department of	Pass-Through	University of California, San Francisco (UCSF)	11991sc	93.853	Extramural Research Programs in the Neurosciences and Neurological Disorders	14,168	-
Health and Human Services, Department of	Pass-Through	University of California, San Francisco (UCSF)	11991sc	93.853	Extramural Research Programs in the Neurosciences and Neurological Disorders	67,451	-
Health and Human Services, Department of	Pass-Through	University of California, San Francisco (UCSF)	13027sc	93.853	Extramural Research Programs in the Neurosciences and Neurological Disorders	80,505	-

**University of Michigan  
Schedule of Expenditures of Federal Awards  
For the Year Ended June 30, 2025**

Cluster Title/Federal Grantor/Program	Type	Pass-Through Grantor	Award Identifier	Assistance Listing Number	Assistance Listing Program Title	Federal Expenditures	Passed-Through to Subrecipients
Health and Human Services, Department of	Pass-Through	University of California, San Francisco (UCSF)	15502sc	93.853	Extramural Research Programs in the Neurosciences and Neurological Disorders	63,724	-
Health and Human Services, Department of	Pass-Through	University of Cincinnati	012830-00007	93.853	Extramural Research Programs in the Neurosciences and Neurological Disorders	(1,226)	-
Health and Human Services, Department of	Pass-Through	University of Cincinnati	012830-00018	93.853	Extramural Research Programs in the Neurosciences and Neurological Disorders	81,402	-
Health and Human Services, Department of	Pass-Through	University of Cincinnati	015718-Adm-Brown	93.853	Extramural Research Programs in the Neurosciences and Neurological Disorders	27,015	-
Health and Human Services, Department of	Pass-Through	University of Cincinnati	015718-Adm-Brown	93.853	Extramural Research Programs in the Neurosciences and Neurological Disorders	15,534	-
Health and Human Services, Department of	Pass-Through	University of Cincinnati	015718-Adm-Kleindorfer	93.853	Extramural Research Programs in the Neurosciences and Neurological Disorders	16,237	-
Health and Human Services, Department of	Pass-Through	University of Cincinnati	015718-Adm-Kleindorfer	93.853	Extramural Research Programs in the Neurosciences and Neurological Disorders	10,112	-
Health and Human Services, Department of	Pass-Through	University of Iowa	S00947-04	93.853	Extramural Research Programs in the Neurosciences and Neurological Disorders	(1,348)	-
Health and Human Services, Department of	Pass-Through	University of Iowa	S04735-01	93.853	Extramural Research Programs in the Neurosciences and Neurological Disorders	219,592	-
Health and Human Services, Department of	Pass-Through	University of Kansas	FY2021-018	93.853	Extramural Research Programs in the Neurosciences and Neurological Disorders	260,888	-
Health and Human Services, Department of	Pass-Through	University of Massachusetts Lowell	SS111000057157	93.853	Extramural Research Programs in the Neurosciences and Neurological Disorders	22,689	-
Health and Human Services, Department of	Pass-Through	University of Pittsburgh Medical Center (UPMC)	AWD00005447 (137546-2)	93.853	Extramural Research Programs in the Neurosciences and Neurological Disorders	158,572	-
Health and Human Services, Department of	Pass-Through	University of Pittsburgh-Of The Commonwealth System of Higher Education	AWD00001302 (136821-1)	93.853	Extramural Research Programs in the Neurosciences and Neurological Disorders	(2,475)	-
Health and Human Services, Department of	Pass-Through	University of Pittsburgh-Of The Commonwealth System of Higher Education	AWD00001302 (136821-1)	93.853	Extramural Research Programs in the Neurosciences and Neurological Disorders	6,119	-
Health and Human Services, Department of	Pass-Through	University of Pittsburgh-Of The Commonwealth System of Higher Education	AWD00005961 (138124-1)	93.853	Extramural Research Programs in the Neurosciences and Neurological Disorders	172,388	-
Health and Human Services, Department of	Pass-Through	University of Southern California	SCON-00004107	93.853	Extramural Research Programs in the Neurosciences and Neurological Disorders	(1,609)	-
Health and Human Services, Department of	Pass-Through	University of Southern California	SCON-00005959	93.853	Extramural Research Programs in the Neurosciences and Neurological Disorders	3,863	-
Health and Human Services, Department of	Pass-Through	University of Southern California	SCON-00007133	93.853	Extramural Research Programs in the Neurosciences and Neurological Disorders	5,437	-
Health and Human Services, Department of	Pass-Through	University of Virginia	AWD-006769.SUB00001343/GR10537	93.853	Extramural Research Programs in the Neurosciences and Neurological Disorders	62,862	-
Health and Human Services, Department of	Pass-Through	University of Virginia	GR105375.SUB00001364	93.853	Extramural Research Programs in the Neurosciences and Neurological Disorders	4,162	-
Health and Human Services, Department of	Pass-Through	University of Wisconsin	0000000039	93.853	Extramural Research Programs in the Neurosciences and Neurological Disorders	(273)	-
Health and Human Services, Department of	Pass-Through	Wayne State University	WSU21026-A5	93.853	Extramural Research Programs in the Neurosciences and Neurological Disorders	405,027	-
Health and Human Services, Department of	Pass-Through	Wayne State University	WSU24051 (Grant Index #341132)	93.853	Extramural Research Programs in the Neurosciences and Neurological Disorders	312,994	-
Health and Human Services, Department of	Pass-Through	Wayne State University	WSU24054-A1	93.853	Extramural Research Programs in the Neurosciences and Neurological Disorders	134,594	-
Health and Human Services, Department of	Pass-Through	Wayne State University	WSU24142	93.853	Extramural Research Programs in the Neurosciences and Neurological Disorders	10,936	-
Health and Human Services, Department of	Pass-Through	William Marsh Rice University	R23341	93.853	Extramural Research Programs in the Neurosciences and Neurological Disorders	271,250	-
Health and Human Services, Department of	Pass-Through	Yale University	GR110764 (CON-80002808)	93.853	Extramural Research Programs in the Neurosciences and Neurological Disorders	224,595	-
						<u>\$ 62,463,655</u>	<u>\$ 9,817,110</u>
Health and Human Services, Department of	Direct		1 F31 A1177258-02	93.855	Allergy and Infectious Diseases Research	46,750	-
Health and Human Services, Department of	Direct		1 F32 A1169765-01A1	93.855	Allergy and Infectious Diseases Research	4,821	-
Health and Human Services, Department of	Direct		1 F32 A1181164-01	93.855	Allergy and Infectious Diseases Research	67,922	-
Health and Human Services, Department of	Direct		1 K99 A1175481-01A1	93.855	Allergy and Infectious Diseases Research	121,672	-
Health and Human Services, Department of	Direct		1 R01 A1182408-01-A1	93.855	Allergy and Infectious Diseases Research	73,732	-
Health and Human Services, Department of	Direct		1 R21 A1179288-01	93.855	Allergy and Infectious Diseases Research	17,392	-
Health and Human Services, Department of	Direct		1 U19 A1181767-01	93.855	Allergy and Infectious Diseases Research	1,391,349	245,769
Health and Human Services, Department of	Direct		1 U54 A1170660-01	93.855	Allergy and Infectious Diseases Research	5,958,211	3,845,226
Health and Human Services, Department of	Direct		1R21A1173487-02	93.855	Allergy and Infectious Diseases Research	193,827	-
Health and Human Services, Department of	Direct		1R56A1173179	93.855	Allergy and Infectious Diseases Research	(5,292)	-
Health and Human Services, Department of	Direct		4 R00 A1173395-03	93.855	Allergy and Infectious Diseases Research	236,379	-
Health and Human Services, Department of	Direct		5 F30 A1169762-03	93.855	Allergy and Infectious Diseases Research	(882)	-
Health and Human Services, Department of	Direct		5 F31 A1155047-03	93.855	Allergy and Infectious Diseases Research	(26,025)	-
Health and Human Services, Department of	Direct		5 F31 A1169823-02	93.855	Allergy and Infectious Diseases Research	(3,140)	-
Health and Human Services, Department of	Direct		5 F31 A1169887-03	93.855	Allergy and Infectious Diseases Research	54,702	-
Health and Human Services, Department of	Direct		5 F31 A1186288-02	93.855	Allergy and Infectious Diseases Research	45,578	-
Health and Human Services, Department of	Direct		5 F31 A1186289-02	93.855	Allergy and Infectious Diseases Research	47,765	-
Health and Human Services, Department of	Direct		5 F31 A1186432-02	93.855	Allergy and Infectious Diseases Research	42,890	-
Health and Human Services, Department of	Direct		5 F32 A1178852-03	93.855	Allergy and Infectious Diseases Research	80,691	-
Health and Human Services, Department of	Direct		5 K01 A1173529-03	93.855	Allergy and Infectious Diseases Research	152,145	-
Health and Human Services, Department of	Direct		5 K23 A1162661-04	93.855	Allergy and Infectious Diseases Research	196,596	-
Health and Human Services, Department of	Direct		5 K23 A1177689-02	93.855	Allergy and Infectious Diseases Research	189,113	-
Health and Human Services, Department of	Direct		5 R0 1A1179566-02	93.855	Allergy and Infectious Diseases Research	330,662	-

**University of Michigan  
Schedule of Expenditures of Federal Awards  
For the Year Ended June 30, 2025**

Cluster Title/Federal Grantor/Program	Type	Pass-Through Grantor	Award Identifier	Assistance Listing Number	Assistance Listing Program Title	Federal Expenditures	Passed-Through to Subrecipients
Health and Human Services, Department of	Direct		5 R00 A1163285-04	93.855	Allergy and Infectious Diseases Research	309,268	-
Health and Human Services, Department of	Direct		5 R01 A1044115-23	93.855	Allergy and Infectious Diseases Research	(1,078)	-
Health and Human Services, Department of	Direct		5 R01 A1044115-25	93.855	Allergy and Infectious Diseases Research	355,797	-
Health and Human Services, Department of	Direct		5 R01 A1059722-19	93.855	Allergy and Infectious Diseases Research	412,575	-
Health and Human Services, Department of	Direct		5 R01 A1120607-01	93.855	Allergy and Infectious Diseases Research	511,079	62,530
Health and Human Services, Department of	Direct		5 R01 A1123957-09	93.855	Allergy and Infectious Diseases Research	432,254	-
Health and Human Services, Department of	Direct		5 R01 A1130025-08	93.855	Allergy and Infectious Diseases Research	787,298	-
Health and Human Services, Department of	Direct		5 R01 A1134678-08	93.855	Allergy and Infectious Diseases Research	1,013,245	388,882
Health and Human Services, Department of	Direct		5 R01 A1134731-04	93.855	Allergy and Infectious Diseases Research	(34,766)	(7,578)
Health and Human Services, Department of	Direct		5 R01 A1134999-05	93.855	Allergy and Infectious Diseases Research	(13,006)	-
Health and Human Services, Department of	Direct		5 R01 A1136941-05	93.855	Allergy and Infectious Diseases Research	316,875	-
Health and Human Services, Department of	Direct		5 R01 A1136977-05	93.855	Allergy and Infectious Diseases Research	344,804	117,888
Health and Human Services, Department of	Direct		5 R01 A1137085-05	93.855	Allergy and Infectious Diseases Research	6,337	-
Health and Human Services, Department of	Direct		5 R01 A1138347-05	93.855	Allergy and Infectious Diseases Research	(595)	-
Health and Human Services, Department of	Direct		5 R01 A1138348-05	93.855	Allergy and Infectious Diseases Research	(617)	-
Health and Human Services, Department of	Direct		5 R01 A1141591-04	93.855	Allergy and Infectious Diseases Research	238,886	23,456
Health and Human Services, Department of	Direct		5 R01 A1148076-05	93.855	Allergy and Infectious Diseases Research	704,336	58,781
Health and Human Services, Department of	Direct		5 R01 A1148084-05	93.855	Allergy and Infectious Diseases Research	410,553	-
Health and Human Services, Department of	Direct		5 R01 A1148259-04	93.855	Allergy and Infectious Diseases Research	366,340	77,434
Health and Human Services, Department of	Direct		5 R01 A1148289-05	93.855	Allergy and Infectious Diseases Research	412,781	-
Health and Human Services, Department of	Direct		5 R01 A1148371-05	93.855	Allergy and Infectious Diseases Research	548,114	8,876
Health and Human Services, Department of	Direct		5 R01 A1148383-05	93.855	Allergy and Infectious Diseases Research	451,088	-
Health and Human Services, Department of	Direct		5 R01 A1149669-05	93.855	Allergy and Infectious Diseases Research	295,921	-
Health and Human Services, Department of	Direct		5 R01 A1150897-05	93.855	Allergy and Infectious Diseases Research	611,506	157,175
Health and Human Services, Department of	Direct		5 R01 A1151588-05	93.855	Allergy and Infectious Diseases Research	161,426	29,941
Health and Human Services, Department of	Direct		5 R01 A1152517-05	93.855	Allergy and Infectious Diseases Research	652,128	-
Health and Human Services, Department of	Direct		5 R01 A1154072-05	93.855	Allergy and Infectious Diseases Research	491,409	-
Health and Human Services, Department of	Direct		5 R01 A1155653-05	93.855	Allergy and Infectious Diseases Research	797,567	224,989
Health and Human Services, Department of	Direct		5 R01 A1155678-05	93.855	Allergy and Infectious Diseases Research	750,849	434,223
Health and Human Services, Department of	Direct		5 R01 A1157384-05	93.855	Allergy and Infectious Diseases Research	249,637	-
Health and Human Services, Department of	Direct		5 R01 A1160067-04	93.855	Allergy and Infectious Diseases Research	506,896	-
Health and Human Services, Department of	Direct		5 R01 A1160706-04	93.855	Allergy and Infectious Diseases Research	572,012	272,069
Health and Human Services, Department of	Direct		5 R01 A1162787-04	93.855	Allergy and Infectious Diseases Research	1,142,269	-
Health and Human Services, Department of	Direct		5 R01 A1165381-04	93.855	Allergy and Infectious Diseases Research	609,697	-
Health and Human Services, Department of	Direct		5 R01 A1165533-03	93.855	Allergy and Infectious Diseases Research	528,941	-
Health and Human Services, Department of	Direct		5 R01 A1165582-04	93.855	Allergy and Infectious Diseases Research	808,869	-
Health and Human Services, Department of	Direct		5 R01 A1167957-03	93.855	Allergy and Infectious Diseases Research	460,243	-
Health and Human Services, Department of	Direct		5 R01 A1167989-04	93.855	Allergy and Infectious Diseases Research	771,173	611,751
Health and Human Services, Department of	Direct		5 R01 A1168684-04	93.855	Allergy and Infectious Diseases Research	808,529	18,340
Health and Human Services, Department of	Direct		5 R01 A1170514-04	93.855	Allergy and Infectious Diseases Research	371,718	-
Health and Human Services, Department of	Direct		5 R01 A1170520-03	93.855	Allergy and Infectious Diseases Research	514,421	265,714
Health and Human Services, Department of	Direct		5 R01 A1173179-03	93.855	Allergy and Infectious Diseases Research	511,046	-
Health and Human Services, Department of	Direct		5 R01 A1173950-02	93.855	Allergy and Infectious Diseases Research	165,583	46,746
Health and Human Services, Department of	Direct		5 R01 A1175124-03	93.855	Allergy and Infectious Diseases Research	854,027	137,994
Health and Human Services, Department of	Direct		5 R01 A1175227-02	93.855	Allergy and Infectious Diseases Research	452,623	68,622
Health and Human Services, Department of	Direct		5 R01 A1183968-02	93.855	Allergy and Infectious Diseases Research	430,815	21,981
Health and Human Services, Department of	Direct		5 R01 A133935-05	93.855	Allergy and Infectious Diseases Research	(54,848)	-
Health and Human Services, Department of	Direct		5 R01A1120526-09	93.855	Allergy and Infectious Diseases Research	314,776	-
Health and Human Services, Department of	Direct		5 R01A1143852-05	93.855	Allergy and Infectious Diseases Research	144,756	27,366
Health and Human Services, Department of	Direct		5 R01A1155444-05	93.855	Allergy and Infectious Diseases Research	453,044	-
Health and Human Services, Department of	Direct		5 R03 A1159298-02	93.855	Allergy and Infectious Diseases Research	(282)	-
Health and Human Services, Department of	Direct		5 R21 A1152869-02	93.855	Allergy and Infectious Diseases Research	(11,129)	-
Health and Human Services, Department of	Direct		5 R21 A1154647-02	93.855	Allergy and Infectious Diseases Research	(15,159)	-
Health and Human Services, Department of	Direct		5 R21 A1159219-02	93.855	Allergy and Infectious Diseases Research	(14,861)	-
Health and Human Services, Department of	Direct		5 R21 A1159304-02	93.855	Allergy and Infectious Diseases Research	40,642	-
Health and Human Services, Department of	Direct		5 R21 A1163425-02	93.855	Allergy and Infectious Diseases Research	(1,264)	-
Health and Human Services, Department of	Direct		5 R21 A1163492-02	93.855	Allergy and Infectious Diseases Research	(28,717)	-
Health and Human Services, Department of	Direct		5 R21 A1164025-02	93.855	Allergy and Infectious Diseases Research	191,290	-
Health and Human Services, Department of	Direct		5 R21 A1164651-02	93.855	Allergy and Infectious Diseases Research	(21,939)	-
Health and Human Services, Department of	Direct		5 R21 A1168571-02	93.855	Allergy and Infectious Diseases Research	66,944	-
Health and Human Services, Department of	Direct		5 R21 A1169186-02	93.855	Allergy and Infectious Diseases Research	43,354	-
Health and Human Services, Department of	Direct		5 R21 A1174418-02	93.855	Allergy and Infectious Diseases Research	81,711	-
Health and Human Services, Department of	Direct		5 R21 A1176642-02	93.855	Allergy and Infectious Diseases Research	231,489	-
Health and Human Services, Department of	Direct		5 R21 A1178229-02	93.855	Allergy and Infectious Diseases Research	232,811	129,367
Health and Human Services, Department of	Direct		5 R21 A1180278-02	93.855	Allergy and Infectious Diseases Research	212,623	-
Health and Human Services, Department of	Direct		5 R21 A1180287-02	93.855	Allergy and Infectious Diseases Research	223,212	-
Health and Human Services, Department of	Direct		5 R21 A1181115-02	93.855	Allergy and Infectious Diseases Research	335,261	-
Health and Human Services, Department of	Direct		5 R21A1163720-02	93.855	Allergy and Infectious Diseases Research	10,074	-
Health and Human Services, Department of	Direct		5 R21A1171844-02	93.855	Allergy and Infectious Diseases Research	1,318	-
Health and Human Services, Department of	Direct		5 R33 A1116158-05	93.855	Allergy and Infectious Diseases Research	(1,599)	-
Health and Human Services, Department of	Direct		5 R37 A1071727-19	93.855	Allergy and Infectious Diseases Research	743,272	12,480
Health and Human Services, Department of	Direct		5 R37 A1112626-08	93.855	Allergy and Infectious Diseases Research	651,641	171,107
Health and Human Services, Department of	Direct		5 R37A1063331-20	93.855	Allergy and Infectious Diseases Research	395,166	-
Health and Human Services, Department of	Direct		5 U01 A1181882-02	93.855	Allergy and Infectious Diseases Research	403,345	-
Health and Human Services, Department of	Direct		5 U24 A1171008-04	93.855	Allergy and Infectious Diseases Research	1,142,546	526,205
Health and Human Services, Department of	Direct		5R01A1183620-02	93.855	Allergy and Infectious Diseases Research	663,664	-
Health and Human Services, Department of	Direct		5R21 A1180617-05	93.855	Allergy and Infectious Diseases Research	148,105	-
Health and Human Services, Department of	Direct		5R21A1173559-02	93.855	Allergy and Infectious Diseases Research	280,345	-

**University of Michigan  
Schedule of Expenditures of Federal Awards  
For the Year Ended June 30, 2025**

Cluster Title/Federal Grantor/Program	Type	Pass-Through Grantor	Award Identifier	Assistance Listing Number	Assistance Listing Program Title	Federal Expenditures	Passed-Through to Subrecipients
Health and Human Services, Department of	Direct		T32 A1007413	93.855	Allergy and Infectious Diseases Research	(324,494)	-
Health and Human Services, Department of	Direct		T32 A1007413	93.855	Allergy and Infectious Diseases Research	604,511	-
Health and Human Services, Department of	Direct		T32 A1007528	93.855	Allergy and Infectious Diseases Research	407,277	-
Health and Human Services, Department of	Pass-Through	Benaroya Research Institute at Virginia Mason (BRI)	FY22ITN211	93.855	Allergy and Infectious Diseases Research	3,947	-
Health and Human Services, Department of	Pass-Through	Benaroya Research Institute at Virginia Mason (BRI)	FY23ITN211	93.855	Allergy and Infectious Diseases Research	(2,927)	-
Health and Human Services, Department of	Pass-Through	Benaroya Research Institute at Virginia Mason (BRI)	FY23ITN431	93.855	Allergy and Infectious Diseases Research	(397)	-
Health and Human Services, Department of	Pass-Through	Benaroya Research Institute at Virginia Mason (BRI)	FY23ITN557	93.855	Allergy and Infectious Diseases Research	(178)	-
Health and Human Services, Department of	Pass-Through	Benaroya Research Institute at Virginia Mason (BRI)	FY23ITN599	93.855	Allergy and Infectious Diseases Research	9,457	-
Health and Human Services, Department of	Pass-Through	Benaroya Research Institute at Virginia Mason (BRI)	FY24ITN351	93.855	Allergy and Infectious Diseases Research	31,083	-
Health and Human Services, Department of	Pass-Through	Benaroya Research Institute at Virginia Mason (BRI)	FY24ITN431	93.855	Allergy and Infectious Diseases Research	163,586	-
Health and Human Services, Department of	Pass-Through	Benaroya Research Institute at Virginia Mason (BRI)	FY24ITN557	93.855	Allergy and Infectious Diseases Research	1,812	-
Health and Human Services, Department of	Pass-Through	Benaroya Research Institute at Virginia Mason (BRI)	FY24ITN557	93.855	Allergy and Infectious Diseases Research	28,901	-
Health and Human Services, Department of	Pass-Through	Benaroya Research Institute at Virginia Mason (BRI)	FY24ITN599	93.855	Allergy and Infectious Diseases Research	110,312	-
Health and Human Services, Department of	Pass-Through	Benaroya Research Institute at Virginia Mason (BRI)	FY25ITN351	93.855	Allergy and Infectious Diseases Research	23,340	-
Health and Human Services, Department of	Pass-Through	Benaroya Research Institute at Virginia Mason (BRI)	FY25ITN431	93.855	Allergy and Infectious Diseases Research	130,375	-
Health and Human Services, Department of	Pass-Through	Benaroya Research Institute at Virginia Mason (BRI)	FY25ITN599	93.855	Allergy and Infectious Diseases Research	35,840	-
Health and Human Services, Department of	Pass-Through	Colorado State University	G-15193-02	93.855	Allergy and Infectious Diseases Research	34,858	-
Health and Human Services, Department of	Pass-Through	Consortium of Eosinophilic Gastrointestinal Disease Research (CEGIR)	Award Agreement	93.855	Allergy and Infectious Diseases Research	29,370	-
Health and Human Services, Department of	Pass-Through	Eastern Michigan University	RG1005-3210	93.855	Allergy and Infectious Diseases Research	31,125	-
Health and Human Services, Department of	Pass-Through	Emory University	A829480	93.855	Allergy and Infectious Diseases Research	(487)	-
Health and Human Services, Department of	Pass-Through	Emory University	A851970	93.855	Allergy and Infectious Diseases Research	(43,633)	-
Health and Human Services, Department of	Pass-Through	Emory University	A881970	93.855	Allergy and Infectious Diseases Research	347,505	-
Health and Human Services, Department of	Pass-Through	FHI Clinical Inc.	Grant Agreement PO24001343	93.855	Allergy and Infectious Diseases Research	30,031	-
Health and Human Services, Department of	Pass-Through	FHI Clinical Inc.	Grant Agreement PO24001343	93.855	Allergy and Infectious Diseases Research	14,608	-
Health and Human Services, Department of	Pass-Through	Florida State University (FSU)	R000003435	93.855	Allergy and Infectious Diseases Research	158,571	-
Health and Human Services, Department of	Pass-Through	George Washington University	22-M16	93.855	Allergy and Infectious Diseases Research	52,534	-
Health and Human Services, Department of	Pass-Through	Henry Ford Health System	B23823UMICH	93.855	Allergy and Infectious Diseases Research	2,131	-
Health and Human Services, Department of	Pass-Through	Henry Ford Health System	B23823UMICH	93.855	Allergy and Infectious Diseases Research	5,604	-
Health and Human Services, Department of	Pass-Through	Henry Ford Health System	B23823UMICH	93.855	Allergy and Infectious Diseases Research	25,224	-
Health and Human Services, Department of	Pass-Through	Johns Hopkins University	2006457893	93.855	Allergy and Infectious Diseases Research	95,528	-
Health and Human Services, Department of	Pass-Through	Johns Hopkins University	LDR 02 MOD 06	93.855	Allergy and Infectious Diseases Research	28,978	-
Health and Human Services, Department of	Pass-Through	Johns Hopkins University	LDR 02 MOD 07	93.855	Allergy and Infectious Diseases Research	3,162	-
Health and Human Services, Department of	Pass-Through	Johns Hopkins University	LDR 02 MOD 08/ PO#2004944230	93.855	Allergy and Infectious Diseases Research	33,833	-
Health and Human Services, Department of	Pass-Through	Johns Hopkins University	LDR 03 MOD 03	93.855	Allergy and Infectious Diseases Research	10,301	-
Health and Human Services, Department of	Pass-Through	Johns Hopkins University	LDR 03 MOD 04/PO# 2005303180	93.855	Allergy and Infectious Diseases Research	14,030	-
Health and Human Services, Department of	Pass-Through	Johns Hopkins University	LDR 05 / PO#2006645643	93.855	Allergy and Infectious Diseases Research	5,263	-
Health and Human Services, Department of	Pass-Through	Johns Hopkins University	PSTOLDR04PO2006167222	93.855	Allergy and Infectious Diseases Research	66,001	-
Health and Human Services, Department of	Pass-Through	Kamuzu University of Health Sciences (KUHES)	MAC181588RUM	93.855	Allergy and Infectious Diseases Research	21,796	-
Health and Human Services, Department of	Pass-Through	Meso Scale Diagnostics LLC dba Meso Scale Discovery	UH2A1176136	93.855	Allergy and Infectious Diseases Research	44,730	-
Health and Human Services, Department of	Pass-Through	Northwestern University	60065770 UMich	93.855	Allergy and Infectious Diseases Research	4,676	-
Health and Human Services, Department of	Pass-Through	Rush University Medical Center	18092008-Sub01	93.855	Allergy and Infectious Diseases Research	315,255	-
Health and Human Services, Department of	Pass-Through	St. Jude Children's Research Hospital, Inc.	11252505K-8150309	93.855	Allergy and Infectious Diseases Research	(1,756)	-
Health and Human Services, Department of	Pass-Through	St. Jude Children's Research Hospital, Inc.	GR-0003455-PO8150309	93.855	Allergy and Infectious Diseases Research	828,351	-
Health and Human Services, Department of	Pass-Through	St. Jude Children's Research Hospital, Inc.	GR-0010331-PO61686	93.855	Allergy and Infectious Diseases Research	151,173	-
Health and Human Services, Department of	Pass-Through	St. Jude Children's Research Hospital, Inc.	GR-0010994-PO214207	93.855	Allergy and Infectious Diseases Research	97,579	-
Health and Human Services, Department of	Pass-Through	Texas A & M University	M2405141	93.855	Allergy and Infectious Diseases Research	30,284	-
Health and Human Services, Department of	Pass-Through	The Icahn School of Medicine at Mount Sinai (ISMMS)	0255-H461-4609	93.855	Allergy and Infectious Diseases Research	116,607	-
Health and Human Services, Department of	Pass-Through	The Icahn School of Medicine at Mount Sinai (ISMMS)	0255-J301-4609 / IF300302038 -	93.855	Allergy and Infectious Diseases Research	68,708	-
Health and Human Services, Department of	Pass-Through	The Pennsylvania State University (Penn State)	UMICHA1185638	93.855	Allergy and Infectious Diseases Research	58,710	-
Health and Human Services, Department of	Pass-Through	The President and Fellows of Harvard College aka Harvard University	132755-5122927	93.855	Allergy and Infectious Diseases Research	184,609	-
Health and Human Services, Department of	Pass-Through	The Trustees of Columbia University In The City of New York dba Columbia University	3(GG016487-01)	93.855	Allergy and Infectious Diseases Research	21,410	-
Health and Human Services, Department of	Pass-Through	The Trustees of The University of Pennsylvania	574524	93.855	Allergy and Infectious Diseases Research	(7,548)	-
Health and Human Services, Department of	Pass-Through	The Trustees of The University of Pennsylvania	574524 PO5236866	93.855	Allergy and Infectious Diseases Research	175,410	-
Health and Human Services, Department of	Pass-Through	The Trustees of The University of Pennsylvania	574524/PO 4669879	93.855	Allergy and Infectious Diseases Research	(13)	-
Health and Human Services, Department of	Pass-Through	The Trustees of The University of Pennsylvania	585399 PO 5422137	93.855	Allergy and Infectious Diseases Research	178,266	-
Health and Human Services, Department of	Pass-Through	The Washington University dba Washington University In St. Louis	WU-24-0013	93.855	Allergy and Infectious Diseases Research	9,272	-
Health and Human Services, Department of	Pass-Through	Tufts University	NIH121/PO# EP0195361	93.855	Allergy and Infectious Diseases Research	58,871	-
Health and Human Services, Department of	Pass-Through	University of Alabama at Birmingham (UAB)	000522211-SC045	93.855	Allergy and Infectious Diseases Research	32,700	-
Health and Human Services, Department of	Pass-Through	University of California - Berkeley	00010292/PO-BB01333226	93.855	Allergy and Infectious Diseases Research	(4,409)	-
Health and Human Services, Department of	Pass-Through	University of California - Berkeley	00010422	93.855	Allergy and Infectious Diseases Research	193,769	-
Health and Human Services, Department of	Pass-Through	University of California - Berkeley	00010454	93.855	Allergy and Infectious Diseases Research	329	-
Health and Human Services, Department of	Pass-Through	University of California - Berkeley	00010454	93.855	Allergy and Infectious Diseases Research	51,233	-
Health and Human Services, Department of	Pass-Through	University of California - Berkeley	00010454	93.855	Allergy and Infectious Diseases Research	152,707	-
Health and Human Services, Department of	Pass-Through	University of California - Berkeley	00010454/POBB01420521	93.855	Allergy and Infectious Diseases Research	(10)	-
Health and Human Services, Department of	Pass-Through	University of California - Berkeley	00011883PO BB01898779	93.855	Allergy and Infectious Diseases Research	37,784	-
Health and Human Services, Department of	Pass-Through	University of California, San Francisco (UCSF)	12942sc	93.855	Allergy and Infectious Diseases Research	271,742	3,002
Health and Human Services, Department of	Pass-Through	University of California, San Francisco (UCSF)	15891sc	93.855	Allergy and Infectious Diseases Research	31,440	-
Health and Human Services, Department of	Pass-Through	University of Central Florida	GR101903/PO-UCF-00055307	93.855	Allergy and Infectious Diseases Research	110,471	-
Health and Human Services, Department of	Pass-Through	University of Chicago	AWD100226 (SUB00000052)	93.855	Allergy and Infectious Diseases Research	78,902	-
Health and Human Services, Department of	Pass-Through	University of Chicago	AWD103169 (SUB00000751)	93.855	Allergy and Infectious Diseases Research	74,176	-
Health and Human Services, Department of	Pass-Through	University of Connecticut	175843687/KFS# 5678860	93.855	Allergy and Infectious Diseases Research	17,623	-
Health and Human Services, Department of	Pass-Through	University of Florida	SUB00000480	93.855	Allergy and Infectious Diseases Research	533	-
Health and Human Services, Department of	Pass-Through	University of Illinois-Urbana-Champaign	107633-18874	93.855	Allergy and Infectious Diseases Research	47,954	-
Health and Human Services, Department of	Pass-Through	University of Iowa	S02227-01	93.855	Allergy and Infectious Diseases Research	9,395	-
Health and Human Services, Department of	Pass-Through	University of Maryland, Baltimore County (UMBC)	HHS00093-01	93.855	Allergy and Infectious Diseases Research	290,450	-
Health and Human Services, Department of	Pass-Through	University of Maryland, College Park	143624-20733201	93.855	Allergy and Infectious Diseases Research	10,058	-
Health and Human Services, Department of	Pass-Through	University of North Carolina Charlotte	23-0639-01-UMI	93.855	Allergy and Infectious Diseases Research	29,394	-
Health and Human Services, Department of	Pass-Through	University of Washington	UWSC 15802	93.855	Allergy and Infectious Diseases Research	118,091	-

**University of Michigan  
Schedule of Expenditures of Federal Awards  
For the Year Ended June 30, 2025**

Cluster Title/Federal Grantor/Program	Type	Pass-Through Grantor	Award Identifier	Assistance Listing Number	Assistance Listing Program Title	Federal Expenditures	Passed-Through to Subrecipients
Health and Human Services, Department of	Pass-Through	University of Washington	UWSC12201/BPO51323	93.855	Allergy and Infectious Diseases Research	17,571	-
Health and Human Services, Department of	Pass-Through	University of Washington	UWSC13127	93.855	Allergy and Infectious Diseases Research	392,635	-
Health and Human Services, Department of	Pass-Through	University of Washington	UWSC15575	93.855	Allergy and Infectious Diseases Research	12,900	-
Health and Human Services, Department of	Pass-Through	University of Washington	UWSC15884	93.855	Allergy and Infectious Diseases Research	69,284	-
Health and Human Services, Department of	Pass-Through	Vanderbilt University	VUMC64255	93.855	Allergy and Infectious Diseases Research	304,041	-
Health and Human Services, Department of	Pass-Through	VLP Biotech, Inc	R44A1142939	93.855	Allergy and Infectious Diseases Research	116,793	-
Health and Human Services, Department of	Pass-Through	William Beaumont Hospital	WBH202201-UM	93.855	Allergy and Infectious Diseases Research	(3,496)	-
						<b>\$ 44,156,754</b>	<b>\$ 7,980,336</b>
Health and Human Services, Department of	Direct		1 DP2 GM150019-01	93.859	Biomedical Research and Research Training	48,376	-
Health and Human Services, Department of	Direct		1 F31 GM151823-01A1	93.859	Biomedical Research and Research Training	23,228	-
Health and Human Services, Department of	Direct		1 F31 GM155958-01A1	93.859	Biomedical Research and Research Training	42,344	-
Health and Human Services, Department of	Direct		1 F31 GM155992-01	93.859	Biomedical Research and Research Training	25,370	-
Health and Human Services, Department of	Direct		1 F32 GM144988-03	93.859	Biomedical Research and Research Training	75,785	-
Health and Human Services, Department of	Direct		1 F32 GM154404-02	93.859	Biomedical Research and Research Training	72,274	-
Health and Human Services, Department of	Direct		1 F32 GM157897-01	93.859	Biomedical Research and Research Training	31,953	-
Health and Human Services, Department of	Direct		1 F32 GM157984-01	93.859	Biomedical Research and Research Training	42,587	-
Health and Human Services, Department of	Direct		1 K99 GM157383-01	93.859	Biomedical Research and Research Training	59,239	-
Health and Human Services, Department of	Direct		1 R01 GM153714-01A1	93.859	Biomedical Research and Research Training	215,210	-
Health and Human Services, Department of	Direct		1 R15 GM134389-01	93.859	Biomedical Research and Research Training	(715)	-
Health and Human Services, Department of	Direct		1 R15GM135766-01A1	93.859	Biomedical Research and Research Training	66,778	-
Health and Human Services, Department of	Direct		1 R35 GM152150-02	93.859	Biomedical Research and Research Training	546,955	-
Health and Human Services, Department of	Direct		1 R35 GM156770-01	93.859	Biomedical Research and Research Training	147,695	-
Health and Human Services, Department of	Direct		1 R35 GM157070-01	93.859	Biomedical Research and Research Training	201,257	-
Health and Human Services, Department of	Direct		1 R35 GM157077-01	93.859	Biomedical Research and Research Training	105,647	-
Health and Human Services, Department of	Direct		IDP2GM154019-01	93.859	Biomedical Research and Research Training	152,080	-
Health and Human Services, Department of	Direct		IR35GM151129-03	93.859	Biomedical Research and Research Training	484,631	-
Health and Human Services, Department of	Direct		2 R35 GM136312-06	93.859	Biomedical Research and Research Training	190,834	-
Health and Human Services, Department of	Direct		2 R35 GM136341-06	93.859	Biomedical Research and Research Training	43,409	-
Health and Human Services, Department of	Direct		2 T32 GM008616-21A1	93.859	Biomedical Research and Research Training	196,192	-
Health and Human Services, Department of	Direct		2R35GM133346-07	93.859	Biomedical Research and Research Training	428,406	-
Health and Human Services, Department of	Direct		3 R35 GM144286-03	93.859	Biomedical Research and Research Training	94,890	-
Health and Human Services, Department of	Direct		5 F31 GM147942-02	93.859	Biomedical Research and Research Training	(2,567)	-
Health and Human Services, Department of	Direct		5 F31 GM149006-02	93.859	Biomedical Research and Research Training	(4,729)	-
Health and Human Services, Department of	Direct		5 F31 GM150282-02	93.859	Biomedical Research and Research Training	48,593	-
Health and Human Services, Department of	Direct		5 F32 GM140694-03	93.859	Biomedical Research and Research Training	(9,279)	-
Health and Human Services, Department of	Direct		5 F32 GM146395-02	93.859	Biomedical Research and Research Training	4,956	-
Health and Human Services, Department of	Direct		5 F32 GM147938-02	93.859	Biomedical Research and Research Training	4,377	-
Health and Human Services, Department of	Direct		5 F32 GM151793-03	93.859	Biomedical Research and Research Training	71,155	-
Health and Human Services, Department of	Direct		5 K08 GM151392-02	93.859	Biomedical Research and Research Training	161,114	-
Health and Human Services, Department of	Direct		5 K12 GM111725-10	93.859	Biomedical Research and Research Training	801,347	112,640
Health and Human Services, Department of	Direct		5 K99 GM151479-02	93.859	Biomedical Research and Research Training	111,115	-
Health and Human Services, Department of	Direct		5 K99 GM159354 02	93.859	Biomedical Research and Research Training	99,277	-
Health and Human Services, Department of	Direct		5 R00 GM135533-05	93.859	Biomedical Research and Research Training	246,832	-
Health and Human Services, Department of	Direct		5 R00 GM141365-05	93.859	Biomedical Research and Research Training	258,422	-
Health and Human Services, Department of	Direct		5 R00 GM143466-04	93.859	Biomedical Research and Research Training	255,517	-
Health and Human Services, Department of	Direct		5 R00 GM144742-05	93.859	Biomedical Research and Research Training	244,037	-
Health and Human Services, Department of	Direct		5 R01 GL152549-02	93.859	Biomedical Research and Research Training	299,917	-
Health and Human Services, Department of	Direct		5 R01 GM 155542-02	93.859	Biomedical Research and Research Training	267,843	-
Health and Human Services, Department of	Direct		5 R01 GM024872-46	93.859	Biomedical Research and Research Training	436,449	-
Health and Human Services, Department of	Direct		5 R01 GM056398-25	93.859	Biomedical Research and Research Training	373,592	-
Health and Human Services, Department of	Direct		5 R01 GM060518-17	93.859	Biomedical Research and Research Training	204,895	-
Health and Human Services, Department of	Direct		5 R01 GM062261-26	93.859	Biomedical Research and Research Training	766,965	-
Health and Human Services, Department of	Direct		5 R01 GM088242 14	93.859	Biomedical Research and Research Training	(3,614)	-
Health and Human Services, Department of	Direct		5 R01 GM093088-12	93.859	Biomedical Research and Research Training	(13,148)	-
Health and Human Services, Department of	Direct		5 R01 GM094231-15	93.859	Biomedical Research and Research Training	544,098	-
Health and Human Services, Department of	Direct		5 R01 GM095832-12	93.859	Biomedical Research and Research Training	784,318	-
Health and Human Services, Department of	Direct		5 R01 GM103894-11	93.859	Biomedical Research and Research Training	523,042	-
Health and Human Services, Department of	Direct		5 R01 GM110052-09	93.859	Biomedical Research and Research Training	(47)	-
Health and Human Services, Department of	Direct		5 R01 GM111293 07	93.859	Biomedical Research and Research Training	(129)	-
Health and Human Services, Department of	Direct		5 R01 GM112794-09	93.859	Biomedical Research and Research Training	102,076	-
Health and Human Services, Department of	Direct		5 R01 GM117141-08	93.859	Biomedical Research and Research Training	372,022	-
Health and Human Services, Department of	Direct		5 R01 GM118651-08	93.859	Biomedical Research and Research Training	76,095	-
Health and Human Services, Department of	Direct		5 R01 GM120056-05	93.859	Biomedical Research and Research Training	(190)	-
Health and Human Services, Department of	Direct		5 R01 GM120767-18	93.859	Biomedical Research and Research Training	344,900	-
Health and Human Services, Department of	Direct		5 R01 GM121919-05	93.859	Biomedical Research and Research Training	25,348	-
Health and Human Services, Department of	Direct		5 R01 GM124030-04	93.859	Biomedical Research and Research Training	(13)	-
Health and Human Services, Department of	Direct		5 R01 GM124104 08	93.859	Biomedical Research and Research Training	455,893	167,643
Health and Human Services, Department of	Direct		5 R01 GM124571 06	93.859	Biomedical Research and Research Training	492,950	-
Health and Human Services, Department of	Direct		5 R01 GM125881-07	93.859	Biomedical Research and Research Training	343,893	-
Health and Human Services, Department of	Direct		5 R01 GM12778-04	93.859	Biomedical Research and Research Training	(1,120)	-
Health and Human Services, Department of	Direct		5 R01 GM129123-05	93.859	Biomedical Research and Research Training	(4,117)	-
Health and Human Services, Department of	Direct		5 R01 GM129255-04	93.859	Biomedical Research and Research Training	(14,094)	-
Health and Human Services, Department of	Direct		5 R01 GM129347-04	93.859	Biomedical Research and Research Training	1,330	-
Health and Human Services, Department of	Direct		5 R01 GM133873-05	93.859	Biomedical Research and Research Training	27,423	-
Health and Human Services, Department of	Direct		5 R01 GM135252-04	93.859	Biomedical Research and Research Training	13,962	-
Health and Human Services, Department of	Direct		5 R01 GM135346-04	93.859	Biomedical Research and Research Training	240,335	-
Health and Human Services, Department of	Direct		5 R01 GM136822-04	93.859	Biomedical Research and Research Training	246,957	-

**University of Michigan**  
**Schedule of Expenditures of Federal Awards**  
**For the Year Ended June 30, 2025**

Cluster Title/Federal Grantor/Program	Type	Pass-Through Grantor	Award Identifier	Assistance Listing Number	Assistance Listing Program Title	Federal Expenditures	Passed-Through to Subrecipients
Health and Human Services, Department of	Direct		5 R01 GM137577-04	93.859	Biomedical Research and Research Training	50,984	-
Health and Human Services, Department of	Direct		5 R01 GM138620-04	93.859	Biomedical Research and Research Training	213,218	-
Health and Human Services, Department of	Direct		5 R01 GM139823-04	93.859	Biomedical Research and Research Training	404,230	-
Health and Human Services, Department of	Direct		5 R01 GM139916-04	93.859	Biomedical Research and Research Training	22,746	-
Health and Human Services, Department of	Direct		5 R01 GM139926-04	93.859	Biomedical Research and Research Training	234,058	131,939
Health and Human Services, Department of	Direct		5 R01 GM140135-04	93.859	Biomedical Research and Research Training	166,190	-
Health and Human Services, Department of	Direct		5 R01 GM141086-04	93.859	Biomedical Research and Research Training	243,142	-
Health and Human Services, Department of	Direct		5 R01 GM141119-04	93.859	Biomedical Research and Research Training	587,689	-
Health and Human Services, Department of	Direct		5 R01 GM141340-04	93.859	Biomedical Research and Research Training	139,196	-
Health and Human Services, Department of	Direct		5 R01 GM143182-04	93.859	Biomedical Research and Research Training	634,681	376,733
Health and Human Services, Department of	Direct		5 R01 GM143297-04	93.859	Biomedical Research and Research Training	301,549	-
Health and Human Services, Department of	Direct		5 R01 GM143938-04	93.859	Biomedical Research and Research Training	427,845	-
Health and Human Services, Department of	Direct		5 R01 GM144401-03	93.859	Biomedical Research and Research Training	294,955	-
Health and Human Services, Department of	Direct		5 R01 GM144584-03	93.859	Biomedical Research and Research Training	365,261	-
Health and Human Services, Department of	Direct		5 R01 GM144731-04	93.859	Biomedical Research and Research Training	296,517	-
Health and Human Services, Department of	Direct		5 R01 GM144960-04	93.859	Biomedical Research and Research Training	301,667	-
Health and Human Services, Department of	Direct		5 R01 GM145631-04	93.859	Biomedical Research and Research Training	667,865	-
Health and Human Services, Department of	Direct		5 R01 GM147026-03	93.859	Biomedical Research and Research Training	544,809	-
Health and Human Services, Department of	Direct		5 R01 GM148028-03	93.859	Biomedical Research and Research Training	951,180	553,952
Health and Human Services, Department of	Direct		5 R01 GM150679-03	93.859	Biomedical Research and Research Training	527,306	-
Health and Human Services, Department of	Direct		5 R01 GM150948-03	93.859	Biomedical Research and Research Training	410,562	-
Health and Human Services, Department of	Direct		5 R01 GM152417-02	93.859	Biomedical Research and Research Training	742,333	-
Health and Human Services, Department of	Direct		5 R01 GM158694-02	93.859	Biomedical Research and Research Training	55,824	-
Health and Human Services, Department of	Direct		5 R01GM086610-14	93.859	Biomedical Research and Research Training	30,054	-
Health and Human Services, Department of	Direct		5 R01GM120110-07	93.859	Biomedical Research and Research Training	(67)	-
Health and Human Services, Department of	Direct		5 R01GM122434-08	93.859	Biomedical Research and Research Training	363,147	-
Health and Human Services, Department of	Direct		5 R01GM130997-04	93.859	Biomedical Research and Research Training	585	-
Health and Human Services, Department of	Direct		5 R01GM132342-04	93.859	Biomedical Research and Research Training	2,630	-
Health and Human Services, Department of	Direct		5 R01GM144471-04	93.859	Biomedical Research and Research Training	382,044	-
Health and Human Services, Department of	Direct		5 R01GM144484-04	93.859	Biomedical Research and Research Training	459,026	-
Health and Human Services, Department of	Direct		5 R21 GM143521-02	93.859	Biomedical Research and Research Training	(4,139)	-
Health and Human Services, Department of	Direct		5 R25 GM137361-05	93.859	Biomedical Research and Research Training	384,053	83,350
Health and Human Services, Department of	Direct		5 R25 GM151182-03	93.859	Biomedical Research and Research Training	423,005	108,461
Health and Human Services, Department of	Direct		5 R35 GM 153185-02	93.859	Biomedical Research and Research Training	305,440	-
Health and Human Services, Department of	Direct		5 R35 GM118073-10	93.859	Biomedical Research and Research Training	730,372	-
Health and Human Services, Department of	Direct		5 R35 GM118101-10	93.859	Biomedical Research and Research Training	381,195	-
Health and Human Services, Department of	Direct		5 R35 GM118133-10	93.859	Biomedical Research and Research Training	475,003	-
Health and Human Services, Department of	Direct		5 R35 GM122506-09	93.859	Biomedical Research and Research Training	758,810	-
Health and Human Services, Department of	Direct		5 R35 GM124875-08	93.859	Biomedical Research and Research Training	288,248	-
Health and Human Services, Department of	Direct		5 R35 GM124880-05	93.859	Biomedical Research and Research Training	(90)	-
Health and Human Services, Department of	Direct		5 R35 GM124880-09	93.859	Biomedical Research and Research Training	689,016	-
Health and Human Services, Department of	Direct		5 R35 GM126917-08	93.859	Biomedical Research and Research Training	482,500	-
Health and Human Services, Department of	Direct		5 R35 GM126983-08	93.859	Biomedical Research and Research Training	875,449	-
Health and Human Services, Department of	Direct		5 R35 GM128592-05	93.859	Biomedical Research and Research Training	27	-
Health and Human Services, Department of	Direct		5 R35 GM128592-07	93.859	Biomedical Research and Research Training	432,683	-
Health and Human Services, Department of	Direct		5 R35 GM128637-08	93.859	Biomedical Research and Research Training	802,236	-
Health and Human Services, Department of	Direct		5 R35 GM128768-08	93.859	Biomedical Research and Research Training	454,883	-
Health and Human Services, Department of	Direct		5 R35 GM128819-05	93.859	Biomedical Research and Research Training	9,398	-
Health and Human Services, Department of	Direct		5 R35 GM128819-07	93.859	Biomedical Research and Research Training	676,806	-
Health and Human Services, Department of	Direct		5 R35 GM128836-05	93.859	Biomedical Research and Research Training	5,828	-
Health and Human Services, Department of	Direct		5 R35 GM128836-07	93.859	Biomedical Research and Research Training	525,032	-
Health and Human Services, Department of	Direct		5 R35 GM130183-05	93.859	Biomedical Research and Research Training	1,624	-
Health and Human Services, Department of	Direct		5 R35 GM130183-07	93.859	Biomedical Research and Research Training	582,407	-
Health and Human Services, Department of	Direct		5 R35 GM130331-05	93.859	Biomedical Research and Research Training	(57,185)	-
Health and Human Services, Department of	Direct		5 R35 GM130587-05	93.859	Biomedical Research and Research Training	(1)	-
Health and Human Services, Department of	Direct		5 R35 GM130587-07	93.859	Biomedical Research and Research Training	662,811	-
Health and Human Services, Department of	Direct		5 R35 GM131720-05	93.859	Biomedical Research and Research Training	79,633	-
Health and Human Services, Department of	Direct		5 R35 GM131744-05	93.859	Biomedical Research and Research Training	(11,772)	-
Health and Human Services, Department of	Direct		5 R35 GM131744-07	93.859	Biomedical Research and Research Training	908,084	-
Health and Human Services, Department of	Direct		5 R35 GM131772-05	93.859	Biomedical Research and Research Training	(5,676)	-
Health and Human Services, Department of	Direct		5 R35 GM131835-05	93.859	Biomedical Research and Research Training	(148,625)	42,820
Health and Human Services, Department of	Direct		5 R35 GM131919-05	93.859	Biomedical Research and Research Training	(210,025)	-
Health and Human Services, Department of	Direct		5 R35 GM131919-07	93.859	Biomedical Research and Research Training	907,168	-
Health and Human Services, Department of	Direct		5 R35 GM131922-05	93.859	Biomedical Research and Research Training	(48,350)	-
Health and Human Services, Department of	Direct		5 R35 GM131922-07	93.859	Biomedical Research and Research Training	1,233,625	-
Health and Human Services, Department of	Direct		5 R35 GM133325-05	93.859	Biomedical Research and Research Training	1,130	-
Health and Human Services, Department of	Direct		5 R35 GM133325-07	93.859	Biomedical Research and Research Training	434,975	-
Health and Human Services, Department of	Direct		5 R35 GM133346-05	93.859	Biomedical Research and Research Training	28,185	-
Health and Human Services, Department of	Direct		5 R35 GM133737-07	93.859	Biomedical Research and Research Training	322,639	-
Health and Human Services, Department of	Direct		5 R35 GM136300-05	93.859	Biomedical Research and Research Training	199,455	-
Health and Human Services, Department of	Direct		5 R35 GM136312-05	93.859	Biomedical Research and Research Training	176,128	-
Health and Human Services, Department of	Direct		5 R35 GM136332-05	93.859	Biomedical Research and Research Training	567,036	-
Health and Human Services, Department of	Direct		5 R35 GM136341-05	93.859	Biomedical Research and Research Training	333,404	-
Health and Human Services, Department of	Direct		5 R35 GM136356-05	93.859	Biomedical Research and Research Training	598,591	-
Health and Human Services, Department of	Direct		5 R35 GM136360-05	93.859	Biomedical Research and Research Training	407,728	-
Health and Human Services, Department of	Direct		5 R35 GM137795-05	93.859	Biomedical Research and Research Training	500,250	-
Health and Human Services, Department of	Direct		5 R35 GM137919-06	93.859	Biomedical Research and Research Training	416,761	-
Health and Human Services, Department of	Direct		5 R35 GM138121-05	93.859	Biomedical Research and Research Training	367,949	-

**University of Michigan  
Schedule of Expenditures of Federal Awards  
For the Year Ended June 30, 2025**

Cluster Title/Federal Grantor/Program	Type	Pass-Through Grantor	Award Identifier	Assistance Listing Number	Assistance Listing Program Title	Federal Expenditures	Passed-Through to Subrecipients
Health and Human Services, Department of	Direct		5 R35 GM138210-06	93.859	Biomedical Research and Research Training	253,748	-
Health and Human Services, Department of	Direct		5 R35 GM138271-05	93.859	Biomedical Research and Research Training	236,081	-
Health and Human Services, Department of	Direct		5 R35 GM138279-05	93.859	Biomedical Research and Research Training	205,879	-
Health and Human Services, Department of	Direct		5 R35 GM138346-05	93.859	Biomedical Research and Research Training	378,384	-
Health and Human Services, Department of	Direct		5 R35 GM139484-05	93.859	Biomedical Research and Research Training	494,544	-
Health and Human Services, Department of	Direct		5 R35 GM142561 05	93.859	Biomedical Research and Research Training	442,873	-
Health and Human Services, Department of	Direct		5 R35 GM143014-06	93.859	Biomedical Research and Research Training	501,654	-
Health and Human Services, Department of	Direct		5 R35 GM144275-05	93.859	Biomedical Research and Research Training	409,371	-
Health and Human Services, Department of	Direct		5 R35 GM146711 04	93.859	Biomedical Research and Research Training	605,760	-
Health and Human Services, Department of	Direct		5 R35 GM146739-04	93.859	Biomedical Research and Research Training	506,262	-
Health and Human Services, Department of	Direct		5 R35 GM146813 04	93.859	Biomedical Research and Research Training	524,233	-
Health and Human Services, Department of	Direct		5 R35 GM146934-04	93.859	Biomedical Research and Research Training	485,390	-
Health and Human Services, Department of	Direct		5 R35 GM147894-04	93.859	Biomedical Research and Research Training	543,663	-
Health and Human Services, Department of	Direct		5 R35 GM148276-03	93.859	Biomedical Research and Research Training	392,153	-
Health and Human Services, Department of	Direct		5 R35 GM149197-02	93.859	Biomedical Research and Research Training	414,792	-
Health and Human Services, Department of	Direct		5 R35 GM149273-03	93.859	Biomedical Research and Research Training	578,566	-
Health and Human Services, Department of	Direct		5 R35 GM149539 03	93.859	Biomedical Research and Research Training	811,550	-
Health and Human Services, Department of	Direct		5 R35 GM149543-03	93.859	Biomedical Research and Research Training	405,130	-
Health and Human Services, Department of	Direct		5 R35 GM149546-03	93.859	Biomedical Research and Research Training	397,901	-
Health and Human Services, Department of	Direct		5 R35 GM151145-03	93.859	Biomedical Research and Research Training	373,008	-
Health and Human Services, Department of	Direct		5 R35 GM152128-02	93.859	Biomedical Research and Research Training	508,423	-
Health and Human Services, Department of	Direct		5 R35 GM153204-02	93.859	Biomedical Research and Research Training	270,353	-
Health and Human Services, Department of	Direct		5 R35 GM153209-02	93.859	Biomedical Research and Research Training	501,760	-
Health and Human Services, Department of	Direct		5 R35 GM153286 02	93.859	Biomedical Research and Research Training	336,151	-
Health and Human Services, Department of	Direct		5 R35 GM153307-02	93.859	Biomedical Research and Research Training	505,442	-
Health and Human Services, Department of	Direct		5 R35 GM153356-02	93.859	Biomedical Research and Research Training	324,226	-
Health and Human Services, Department of	Direct		5 R35 GM154671-02	93.859	Biomedical Research and Research Training	354,314	-
Health and Human Services, Department of	Direct		5 R35 GM154852-02	93.859	Biomedical Research and Research Training	422,445	-
Health and Human Services, Department of	Direct		5 R35 GM154856 02	93.859	Biomedical Research and Research Training	218,242	-
Health and Human Services, Department of	Direct		5 R35 GM155432-02	93.859	Biomedical Research and Research Training	349,576	-
Health and Human Services, Department of	Direct		5R35GM127303 08	93.859	Biomedical Research and Research Training	572,827	-
Health and Human Services, Department of	Direct		5 R35GM133737-05	93.859	Biomedical Research and Research Training	9,229	-
Health and Human Services, Department of	Direct		5 R35GM136441-05	93.859	Biomedical Research and Research Training	386,596	-
Health and Human Services, Department of	Direct		5 R35GM137833-05	93.859	Biomedical Research and Research Training	387,316	-
Health and Human Services, Department of	Direct		5 R35GM141758-05	93.859	Biomedical Research and Research Training	526,870	-
Health and Human Services, Department of	Direct		5 R37 GM076343-20	93.859	Biomedical Research and Research Training	208,736	-
Health and Human Services, Department of	Direct		5 U54 AI150470-10	93.859	Biomedical Research and Research Training	(133)	-
Health and Human Services, Department of	Direct		5R16GM153701-02	93.859	Biomedical Research and Research Training	87,400	-
Health and Human Services, Department of	Direct		5R25GM086262-16	93.859	Biomedical Research and Research Training	363,453	-
Health and Human Services, Department of	Direct		7 R01 GM092893-10	93.859	Biomedical Research and Research Training	3,961	-
Health and Human Services, Department of	Direct		7 R01 GM136886-05	93.859	Biomedical Research and Research Training	612,777	120,844
Health and Human Services, Department of	Direct		T32 GM007544	93.859	Biomedical Research and Research Training	(6,627)	-
Health and Human Services, Department of	Direct		T32 GM007863	93.859	Biomedical Research and Research Training	1,853,397	-
Health and Human Services, Department of	Direct		T32 GM103730	93.859	Biomedical Research and Research Training	7,194	-
Health and Human Services, Department of	Direct		T32 GM103730	93.859	Biomedical Research and Research Training	153,551	-
Health and Human Services, Department of	Direct		T32 GM132046	93.859	Biomedical Research and Research Training	(42,987)	-
Health and Human Services, Department of	Direct		T32 GM132046	93.859	Biomedical Research and Research Training	582,855	-
Health and Human Services, Department of	Direct		T32 GM140223	93.859	Biomedical Research and Research Training	484,895	-
Health and Human Services, Department of	Direct		T32 GM141746	93.859	Biomedical Research and Research Training	508,373	-
Health and Human Services, Department of	Direct		T32 GM141840	93.859	Biomedical Research and Research Training	325,096	-
Health and Human Services, Department of	Direct		T32 GM145304	93.859	Biomedical Research and Research Training	562,171	-
Health and Human Services, Department of	Direct		T32 GM149391	93.859	Biomedical Research and Research Training	760,949	-
Health and Human Services, Department of	Direct		T32 GM150581	93.859	Biomedical Research and Research Training	294,435	-
Health and Human Services, Department of	Direct		T32GM145470	93.859	Biomedical Research and Research Training	1,133,906	-
Health and Human Services, Department of	Pass-Through	ATGC, Inc	Agreement	93.859	Biomedical Research and Research Training	363,053	-
Health and Human Services, Department of	Pass-Through	ATGC, Inc	Roundtable Research Agreement	93.859	Biomedical Research and Research Training	44,555	-
Health and Human Services, Department of	Pass-Through	Cleveland Clinic Foundation (CCF)	po# CCF23729504.	93.859	Biomedical Research and Research Training	17,332	-
Health and Human Services, Department of	Pass-Through	Cornell University	140901-21457	93.859	Biomedical Research and Research Training	154,831	-
Health and Human Services, Department of	Pass-Through	Emory University	A763750	93.859	Biomedical Research and Research Training	131,017	-
Health and Human Services, Department of	Pass-Through	New York University	F2448-01	93.859	Biomedical Research and Research Training	206,672	-
Health and Human Services, Department of	Pass-Through	San Diego State University	D13756-02 SA1185 A1 5B561C 780	93.859	Biomedical Research and Research Training	143,413	-
Health and Human Services, Department of	Pass-Through	Scripps Research Institute, The	5-54651	93.859	Biomedical Research and Research Training	207,321	-
Health and Human Services, Department of	Pass-Through	Stanford University	63077646-136718	93.859	Biomedical Research and Research Training	200,484	-
Health and Human Services, Department of	Pass-Through	The Ohio State University	SPC 1000004178 / GR 120331	93.859	Biomedical Research and Research Training	(30,438)	-
Health and Human Services, Department of	Pass-Through	The Ohio State University	SPC-1000012440/G131558	93.859	Biomedical Research and Research Training	93,418	-
Health and Human Services, Department of	Pass-Through	The Ohio State University	SPC-1000013951 / GR136897	93.859	Biomedical Research and Research Training	221,749	-
Health and Human Services, Department of	Pass-Through	The President and Fellows of Harvard College aka Harvard University	132775-5123416	93.859	Biomedical Research and Research Training	213,735	-
Health and Human Services, Department of	Pass-Through	The University of Texas MD Anderson Cancer Center	3002109053	93.859	Biomedical Research and Research Training	13,460	-
Health and Human Services, Department of	Pass-Through	University of California, Davis	A25-0260-5001	93.859	Biomedical Research and Research Training	43,938	-
Health and Human Services, Department of	Pass-Through	University of Chicago	AWD100944 (SUB00000256)	93.859	Biomedical Research and Research Training	(3,512)	-
Health and Human Services, Department of	Pass-Through	University of Chicago	AWD104431 (SUB00001037)	93.859	Biomedical Research and Research Training	182,479	-
Health and Human Services, Department of	Pass-Through	University of Illinois-Urbana-Champaign	101639-18156	93.859	Biomedical Research and Research Training	922	-
Health and Human Services, Department of	Pass-Through	University of Southern California	SCON-00005643	93.859	Biomedical Research and Research Training	173,694	-
Health and Human Services, Department of	Pass-Through	University of Toledo	N-2024-01	93.859	Biomedical Research and Research Training	58,700	-
Health and Human Services, Department of	Pass-Through	University of Virginia	GR102837.SUB00000878	93.859	Biomedical Research and Research Training	194,100	-
Health and Human Services, Department of	Pass-Through	University of Wisconsin	0000003078	93.859	Biomedical Research and Research Training	(8,735)	-
Health and Human Services, Department of	Pass-Through	University of Wisconsin	0000003078	93.859	Biomedical Research and Research Training	153,765	-
						<b>\$ 65,091,829</b>	<b>\$ 1,698,382</b>

University of Michigan  
 Schedule of Expenditures of Federal Awards  
 For the Year Ended June 30, 2025

Cluster Title/Federal Grantor/Program	Type	Pass-Through Grantor	Award Identifier	Assistance Listing Number	Assistance Listing Program Title	Federal Expenditures	Passed-Through to Subrecipients
Health and Human Services, Department of	Direct		1 F31 HD108872-02	93.865	Child Health and Human Development Extramural Research	\$ 1,092	\$ -
Health and Human Services, Department of	Direct		1 F31 HD111131-02	93.865	Child Health and Human Development Extramural Research	31,990	-
Health and Human Services, Department of	Direct		1 F31 HD113285-02	93.865	Child Health and Human Development Extramural Research	43,286	-
Health and Human Services, Department of	Direct		1 F31 HD114532-02	93.865	Child Health and Human Development Extramural Research	31,813	-
Health and Human Services, Department of	Direct		1 F31 HD117648-01	93.865	Child Health and Human Development Extramural Research	21,715	-
Health and Human Services, Department of	Direct		1 F32 HD106679-03	93.865	Child Health and Human Development Extramural Research	49,740	-
Health and Human Services, Department of	Direct		1 F32 HD116414-01A1	93.865	Child Health and Human Development Extramural Research	23,775	-
Health and Human Services, Department of	Direct		1 K99 HD113878-01A1	93.865	Child Health and Human Development Extramural Research	91,087	-
Health and Human Services, Department of	Direct		1 R01 HD108021-01	93.865	Child Health and Human Development Extramural Research	623,249	-
Health and Human Services, Department of	Direct		1 R01 HD116916-01	93.865	Child Health and Human Development Extramural Research	149,885	-
Health and Human Services, Department of	Direct		1 R03 HD111005 01A1	93.865	Child Health and Human Development Extramural Research	86,806	5,162
Health and Human Services, Department of	Direct		1 R03 HD112613-01	93.865	Child Health and Human Development Extramural Research	80,912	-
Health and Human Services, Department of	Direct		1 R03 HD113833-01	93.865	Child Health and Human Development Extramural Research	90,344	43,404
Health and Human Services, Department of	Direct		1 R03 HD114686-01	93.865	Child Health and Human Development Extramural Research	52,890	-
Health and Human Services, Department of	Direct		1 R15 HD110944-01	93.865	Child Health and Human Development Extramural Research	158,591	-
Health and Human Services, Department of	Direct		1 R15 HD114022-01	93.865	Child Health and Human Development Extramural Research	173,868	-
Health and Human Services, Department of	Direct		1 R21 HD105914-01Q	93.865	Child Health and Human Development Extramural Research	36,250	796
Health and Human Services, Department of	Direct		1 R21 HD107619-02	93.865	Child Health and Human Development Extramural Research	176,526	1,846
Health and Human Services, Department of	Direct		1 R21 HD109635-02	93.865	Child Health and Human Development Extramural Research	7,547	15,061
Health and Human Services, Department of	Direct		1 R21HD116010 01	93.865	Child Health and Human Development Extramural Research	147,228	-
Health and Human Services, Department of	Direct		1R01HD115716-02	93.865	Child Health and Human Development Extramural Research	526,965	393,482
Health and Human Services, Department of	Direct		5 F30 HD100163-04	93.865	Child Health and Human Development Extramural Research	856	-
Health and Human Services, Department of	Direct		5 F31 HD104339-03	93.865	Child Health and Human Development Extramural Research	(25,311)	-
Health and Human Services, Department of	Direct		5 F31 HD110102-03	93.865	Child Health and Human Development Extramural Research	43,065	-
Health and Human Services, Department of	Direct		5 F31 HD110279-02	93.865	Child Health and Human Development Extramural Research	3,942	-
Health and Human Services, Department of	Direct		5 F31 HD111338-03	93.865	Child Health and Human Development Extramural Research	8,596	-
Health and Human Services, Department of	Direct		5 F31 HD112115-02	93.865	Child Health and Human Development Extramural Research	41,714	-
Health and Human Services, Department of	Direct		5 F31 HD115309-02	93.865	Child Health and Human Development Extramural Research	68,600	-
Health and Human Services, Department of	Direct		5 F32 HD105375-03	93.865	Child Health and Human Development Extramural Research	3,540	-
Health and Human Services, Department of	Direct		5 F32 HD105386-03	93.865	Child Health and Human Development Extramural Research	3,585	-
Health and Human Services, Department of	Direct		5 F32 HD108980-02	93.865	Child Health and Human Development Extramural Research	(7,144)	-
Health and Human Services, Department of	Direct		5 K08HD105986-04	93.865	Child Health and Human Development Extramural Research	170,648	-
Health and Human Services, Department of	Direct		5 K12 HD028820-33	93.865	Child Health and Human Development Extramural Research	294,318	-
Health and Human Services, Department of	Direct		5 K23 HD084744-05	93.865	Child Health and Human Development Extramural Research	(4,103)	-
Health and Human Services, Department of	Direct		5 K23 HD099283-05	93.865	Child Health and Human Development Extramural Research	198,654	-
Health and Human Services, Department of	Direct		5 K23 HD105987-03	93.865	Child Health and Human Development Extramural Research	172,938	-
Health and Human Services, Department of	Direct		5 K23 HD105988-04	93.865	Child Health and Human Development Extramural Research	195,329	-
Health and Human Services, Department of	Direct		5 K23 HD108278-04	93.865	Child Health and Human Development Extramural Research	163,730	-
Health and Human Services, Department of	Direct		5 K99 HD112517-02	93.865	Child Health and Human Development Extramural Research	162,932	-
Health and Human Services, Department of	Direct		5 P2 CHD041028-24	93.865	Child Health and Human Development Extramural Research	773,548	-
Health and Human Services, Department of	Direct		5 P50 HD115356 02	93.865	Child Health and Human Development Extramural Research	916,869	162,511
Health and Human Services, Department of	Direct		5 R01 DK041469-21	93.865	Child Health and Human Development Extramural Research	(4,679)	-
Health and Human Services, Department of	Direct		5 R01 HD041469 24	93.865	Child Health and Human Development Extramural Research	490,076	-
Health and Human Services, Department of	Direct		5 R01 HD052646-17	93.865	Child Health and Human Development Extramural Research	3,367,924	-
Health and Human Services, Department of	Direct		5 R01 HD069609-15	93.865	Child Health and Human Development Extramural Research	816,966	-
Health and Human Services, Department of	Direct		5 R01 HD085233-05	93.865	Child Health and Human Development Extramural Research	306,191	292,191
Health and Human Services, Department of	Direct		5 R01 HD088712-05	93.865	Child Health and Human Development Extramural Research	(5,539)	-
Health and Human Services, Department of	Direct		5 R01 HD092498-05	93.865	Child Health and Human Development Extramural Research	52,723	-
Health and Human Services, Department of	Direct		5 R01 HD093450-05	93.865	Child Health and Human Development Extramural Research	290,872	226,567
Health and Human Services, Department of	Direct		5 R01 HD093570-05	93.865	Child Health and Human Development Extramural Research	193,525	-
Health and Human Services, Department of	Direct		5 R01 HD093611-05	93.865	Child Health and Human Development Extramural Research	177,627	46,539
Health and Human Services, Department of	Direct		5 R01 HD093733-05	93.865	Child Health and Human Development Extramural Research	163,148	-
Health and Human Services, Department of	Direct		5 R01 HD094772-08	93.865	Child Health and Human Development Extramural Research	688,833	-
Health and Human Services, Department of	Direct		5 R01 HD095463-05	93.865	Child Health and Human Development Extramural Research	(69,486)	-
Health and Human Services, Department of	Direct		5 R01 HD096277-05	93.865	Child Health and Human Development Extramural Research	4,214	-
Health and Human Services, Department of	Direct		5 R01 HD097107- 05	93.865	Child Health and Human Development Extramural Research	912,185	259,220
Health and Human Services, Department of	Direct		5 R01 HD098233-05	93.865	Child Health and Human Development Extramural Research	155,916	-
Health and Human Services, Department of	Direct		5 R01 HD099135-05	93.865	Child Health and Human Development Extramural Research	473,470	54,275
Health and Human Services, Department of	Direct		5 R01 HD099402-03	93.865	Child Health and Human Development Extramural Research	5,023	-
Health and Human Services, Department of	Direct		5 R01 HD100438-05	93.865	Child Health and Human Development Extramural Research	699,396	351,852
Health and Human Services, Department of	Direct		5 R01 HD101522 05	93.865	Child Health and Human Development Extramural Research	636,366	2,031
Health and Human Services, Department of	Direct		5 R01 HD102337 05	93.865	Child Health and Human Development Extramural Research	646,708	369,311
Health and Human Services, Department of	Direct		5 R01 HD102370-05	93.865	Child Health and Human Development Extramural Research	769,226	12,149
Health and Human Services, Department of	Direct		5 R01 HD102382-05	93.865	Child Health and Human Development Extramural Research	980,158	55,958
Health and Human Services, Department of	Direct		5 R01 HD103603-05	93.865	Child Health and Human Development Extramural Research	464,011	21,484
Health and Human Services, Department of	Direct		5 R01 HD103620-05	93.865	Child Health and Human Development Extramural Research	451,916	-
Health and Human Services, Department of	Direct		5 R01 HD103699-05	93.865	Child Health and Human Development Extramural Research	578,401	431,770
Health and Human Services, Department of	Direct		5 R01 HD104173-09	93.865	Child Health and Human Development Extramural Research	372,039	-
Health and Human Services, Department of	Direct		5 R01 HD104345-05	93.865	Child Health and Human Development Extramural Research	480,152	-
Health and Human Services, Department of	Direct		5 R01 HD104671-05	93.865	Child Health and Human Development Extramural Research	518,197	-
Health and Human Services, Department of	Direct		5 R01 HD104676-04	93.865	Child Health and Human Development Extramural Research	998,604	-
Health and Human Services, Department of	Direct		5 R01 HD104680 04	93.865	Child Health and Human Development Extramural Research	161,892	-
Health and Human Services, Department of	Direct		5 R01 HD104830-04	93.865	Child Health and Human Development Extramural Research	594,035	-
Health and Human Services, Department of	Direct		5 R01 HD105018-04	93.865	Child Health and Human Development Extramural Research	215,091	1,721
Health and Human Services, Department of	Direct		5 R01 HD106962 03	93.865	Child Health and Human Development Extramural Research	438,902	-
Health and Human Services, Department of	Direct		5 R01 HD108156-03	93.865	Child Health and Human Development Extramural Research	901,247	493,632
Health and Human Services, Department of	Direct		5 R01 HD108176-04	93.865	Child Health and Human Development Extramural Research	177,551	-
Health and Human Services, Department of	Direct		5 R01 HD108253 03	93.865	Child Health and Human Development Extramural Research	405,149	-

**University of Michigan  
Schedule of Expenditures of Federal Awards  
For the Year Ended June 30, 2025**

Cluster Title/Federal Grantor/Program	Type	Pass-Through Grantor	Award Identifier	Assistance Listing Number	Assistance Listing Program Title	Federal Expenditures	Passed-Through to Subrecipients
Health and Human Services, Department of	Direct		5 R01 HD108809-04	93.865	Child Health and Human Development Extramural Research	490,225	-
Health and Human Services, Department of	Direct		5 R01 HD109224-03	93.865	Child Health and Human Development Extramural Research	696,611	47,914
Health and Human Services, Department of	Direct		5 R01 HD109346-04	93.865	Child Health and Human Development Extramural Research	367,019	-
Health and Human Services, Department of	Direct		5 R01 HD110570-03	93.865	Child Health and Human Development Extramural Research	579,212	150,570
Health and Human Services, Department of	Direct		5 R01 HD11242-03	93.865	Child Health and Human Development Extramural Research	809,647	321,821
Health and Human Services, Department of	Direct		5 R01 HD114446-02	93.865	Child Health and Human Development Extramural Research	384,889	-
Health and Human Services, Department of	Direct		5 R01 HD11567-03	93.865	Child Health and Human Development Extramural Research	649,638	-
Health and Human Services, Department of	Direct		5 R01 HD11637-03	93.865	Child Health and Human Development Extramural Research	668,131	126,376
Health and Human Services, Department of	Direct		5 R01 HD113274-03	93.865	Child Health and Human Development Extramural Research	718,609	117,036
Health and Human Services, Department of	Direct		5 R01 HD113625-02	93.865	Child Health and Human Development Extramural Research	528,012	16,490
Health and Human Services, Department of	Direct		5 R01 HD114769-02	93.865	Child Health and Human Development Extramural Research	190,682	-
Health and Human Services, Department of	Direct		5 R01 HD118514-02	93.865	Child Health and Human Development Extramural Research	632,184	-
Health and Human Services, Department of	Direct		5 R01HD00109251 03	93.865	Child Health and Human Development Extramural Research	897,670	444,512
Health and Human Services, Department of	Direct		5 R01HD084163-10	93.865	Child Health and Human Development Extramural Research	583,844	53,087
Health and Human Services, Department of	Direct		5 R01HD099096-05	93.865	Child Health and Human Development Extramural Research	(15,368)	-
Health and Human Services, Department of	Direct		5 R03 HD107236-02	93.865	Child Health and Human Development Extramural Research	535,770	148,978
Health and Human Services, Department of	Direct		5 R2 1HD109408-02	93.865	Child Health and Human Development Extramural Research	22,626	-
Health and Human Services, Department of	Direct		5 R21 HD104993-02	93.865	Child Health and Human Development Extramural Research	205,480	70,781
Health and Human Services, Department of	Direct		5 R21 HD105192-02	93.865	Child Health and Human Development Extramural Research	38,491	-
Health and Human Services, Department of	Direct		5 R21 HD105886-02	93.865	Child Health and Human Development Extramural Research	40,415	31,013
Health and Human Services, Department of	Direct		5 R21 HD106203-02	93.865	Child Health and Human Development Extramural Research	78,401	-
Health and Human Services, Department of	Direct		5 R21 HD108697-02	93.865	Child Health and Human Development Extramural Research	15,242	-
Health and Human Services, Department of	Direct		5 R21 HD109485-02	93.865	Child Health and Human Development Extramural Research	21,356	-
Health and Human Services, Department of	Direct		5 R21 HD11811-02	93.865	Child Health and Human Development Extramural Research	125,011	-
Health and Human Services, Department of	Direct		5 R21 HD113812-02	93.865	Child Health and Human Development Extramural Research	133,184	14,762
Health and Human Services, Department of	Direct		5 R24 HD048404-20	93.865	Child Health and Human Development Extramural Research	130,918	-
Health and Human Services, Department of	Direct		5 R24 HD087149-04	93.865	Child Health and Human Development Extramural Research	570,643	-
Health and Human Services, Department of	Direct		5 R25 HD078226-10	93.865	Child Health and Human Development Extramural Research	295	-
Health and Human Services, Department of	Direct		5 R25 HD083146-07	93.865	Child Health and Human Development Extramural Research	162,984	-
Health and Human Services, Department of	Direct		5 R25 HD101358-05	93.865	Child Health and Human Development Extramural Research	100,895	18,683
Health and Human Services, Department of	Direct		5 R37 HD034860-29	93.865	Child Health and Human Development Extramural Research	106,453	-
Health and Human Services, Department of	Direct		5 RL 1HD107776-05	93.865	Child Health and Human Development Extramural Research	491,696	-
Health and Human Services, Department of	Direct		5 U01 HD110063-04	93.865	Child Health and Human Development Extramural Research	191,202	-
Health and Human Services, Department of	Direct		5 U24HD107562-04	93.865	Child Health and Human Development Extramural Research	794,735	-
Health and Human Services, Department of	Direct		7R21HD107460-03	93.865	Child Health and Human Development Extramural Research	592,226	381,138
Health and Human Services, Department of	Direct		T32 HD007109	93.865	Child Health and Human Development Extramural Research	159,631	97,751
Health and Human Services, Department of	Direct		T32 HD007339	93.865	Child Health and Human Development Extramural Research	399,255	-
Health and Human Services, Department of	Direct		T32 HD007339	93.865	Child Health and Human Development Extramural Research	(7,801)	-
Health and Human Services, Department of	Direct		T32 HD079342	93.865	Child Health and Human Development Extramural Research	609,822	-
Health and Human Services, Department of	Direct		T32 HD079342	93.865	Child Health and Human Development Extramural Research	(54,802)	-
Health and Human Services, Department of	Direct		T32 HD079342	93.865	Child Health and Human Development Extramural Research	166,676	-
Health and Human Services, Department of	Direct		T32 HD108054	93.865	Child Health and Human Development Extramural Research	351,360	-
Health and Human Services, Department of	Pass-Through	Ann and Robert H. Lurie Children's Hospital of Chicago	A23-0020-5004-UM	93.865	Child Health and Human Development Extramural Research	287,290	-
Health and Human Services, Department of	Pass-Through	Ann and Robert H. Lurie Children's Hospital of Chicago	Subaward No. 901548-UM	93.865	Child Health and Human Development Extramural Research	29,381	-
Health and Human Services, Department of	Pass-Through	Arcascope Inc.	Research Agreement R41HD114317	93.865	Child Health and Human Development Extramural Research	59,250	-
Health and Human Services, Department of	Pass-Through	Arizona State University	ASUB00000829	93.865	Child Health and Human Development Extramural Research	237,459	-
Health and Human Services, Department of	Pass-Through	Baylor College of Medicine	7000001239	93.865	Child Health and Human Development Extramural Research	(112,179)	-
Health and Human Services, Department of	Pass-Through	Baylor College of Medicine	P700000301	93.865	Child Health and Human Development Extramural Research	(26,436)	-
Health and Human Services, Department of	Pass-Through	Baylor College of Medicine	P700000543	93.865	Child Health and Human Development Extramural Research	13,954	-
Health and Human Services, Department of	Pass-Through	Baylor College of Medicine	P700001119	93.865	Child Health and Human Development Extramural Research	559,169	-
Health and Human Services, Department of	Pass-Through	Boston University	4500003526	93.865	Child Health and Human Development Extramural Research	28,075	-
Health and Human Services, Department of	Pass-Through	Brandeis University	1 R01 HD111038 01	93.865	Child Health and Human Development Extramural Research	54,996	-
Health and Human Services, Department of	Pass-Through	Brandeis University	403519	93.865	Child Health and Human Development Extramural Research	(3,232)	-
Health and Human Services, Department of	Pass-Through	Brown University	00001324	93.865	Child Health and Human Development Extramural Research	165,498	-
Health and Human Services, Department of	Pass-Through	Brown University	00001991	93.865	Child Health and Human Development Extramural Research	242,970	-
Health and Human Services, Department of	Pass-Through	California Polytechnic State University, San Luis Obispo	2022-34-47068	93.865	Child Health and Human Development Extramural Research	48,844	-
Health and Human Services, Department of	Pass-Through	Eastern Michigan University	R70507-3215	93.865	Child Health and Human Development Extramural Research	9,998	-
Health and Human Services, Department of	Pass-Through	Eastern Michigan University	RG1007-3210	93.865	Child Health and Human Development Extramural Research	89,078	-
Health and Human Services, Department of	Pass-Through	Florida State University (FSU)	R000003127	93.865	Child Health and Human Development Extramural Research	(213)	-
Health and Human Services, Department of	Pass-Through	Florida State University (FSU)	R000003127	93.865	Child Health and Human Development Extramural Research	71,725	-
Health and Human Services, Department of	Pass-Through	Florida State University (FSU)	R000003127/102592	93.865	Child Health and Human Development Extramural Research	172,115	-
Health and Human Services, Department of	Pass-Through	Florida State University (FSU)	R000003159	93.865	Child Health and Human Development Extramural Research	86,563	-
Health and Human Services, Department of	Pass-Through	Florida State University (FSU)	R000003159/102622	93.865	Child Health and Human Development Extramural Research	92,615	-
Health and Human Services, Department of	Pass-Through	Georgetown University	AWD775338-GR285204	93.865	Child Health and Human Development Extramural Research	88,200	-
Health and Human Services, Department of	Pass-Through	Georgetown University	AWD775338-GR296389	93.865	Child Health and Human Development Extramural Research	6,290	-
Health and Human Services, Department of	Pass-Through	Indiana University	10084	93.865	Child Health and Human Development Extramural Research	14,365	-
Health and Human Services, Department of	Pass-Through	Joan & Sanford I. Weill Medical College of Cornell University	227508-2	93.865	Child Health and Human Development Extramural Research	26,626	-
Health and Human Services, Department of	Pass-Through	Joan & Sanford I. Weill Medical College of Cornell University	252397-2	93.865	Child Health and Human Development Extramural Research	175,673	-
Health and Human Services, Department of	Pass-Through	Johns Hopkins University	106537-PY3	93.865	Child Health and Human Development Extramural Research	3,887	-
Health and Human Services, Department of	Pass-Through	Johns Hopkins University	141145	93.865	Child Health and Human Development Extramural Research	(23,763)	-
Health and Human Services, Department of	Pass-Through	Johns Hopkins University	141145-PY2/PO#2005898790	93.865	Child Health and Human Development Extramural Research	28,762	-
Health and Human Services, Department of	Pass-Through	Medical College of Wisconsin	R01HD102496	93.865	Child Health and Human Development Extramural Research	2,944	-
Health and Human Services, Department of	Pass-Through	Medical College of Wisconsin	R01HD102496	93.865	Child Health and Human Development Extramural Research	(2,717)	-
Health and Human Services, Department of	Pass-Through	Medical College of Wisconsin	R01HD102496	93.865	Child Health and Human Development Extramural Research	40,810	-
Health and Human Services, Department of	Pass-Through	Medical University of South Carolina	A00-2240-5032	93.865	Child Health and Human Development Extramural Research	39,174	-
Health and Human Services, Department of	Pass-Through	Medical University of South Carolina	A25-0219-5001	93.865	Child Health and Human Development Extramural Research	37,194	-
Health and Human Services, Department of	Pass-Through	Merrimack College	2416702	93.865	Child Health and Human Development Extramural Research	8,271	-
Health and Human Services, Department of	Pass-Through	Michigan State University (MSU)	RC109115UM	93.865	Child Health and Human Development Extramural Research	179,202	-

**University of Michigan  
Schedule of Expenditures of Federal Awards  
For the Year Ended June 30, 2025**

Cluster Title/Federal Grantor/Program	Type	Pass-Through Grantor	Award Identifier	Assistance Listing		Federal Expenditures	Passed-Through to Subrecipients
				Number	Assistance Listing Program Title		
Health and Human Services, Department of	Pass-Through	Michigan State University (MSU)	RC109609UM	93.865	Child Health and Human Development Extramural Research	2,819	-
Health and Human Services, Department of	Pass-Through	Michigan State University (MSU)	RC110267UM	93.865	Child Health and Human Development Extramural Research	(1,722)	-
Health and Human Services, Department of	Pass-Through	Michigan State University (MSU)	RC110679UM	93.865	Child Health and Human Development Extramural Research	307,939	-
Health and Human Services, Department of	Pass-Through	Michigan State University (MSU)	RC111625B	93.865	Child Health and Human Development Extramural Research	90,331	-
Health and Human Services, Department of	Pass-Through	Michigan State University (MSU)	RC112955B	93.865	Child Health and Human Development Extramural Research	538,045	-
Health and Human Services, Department of	Pass-Through	Michigan State University (MSU)	RC114411UM	93.865	Child Health and Human Development Extramural Research	8,618	-
Health and Human Services, Department of	Pass-Through	Michigan State University (MSU)	RC116100UM	93.865	Child Health and Human Development Extramural Research	4,529	-
Health and Human Services, Department of	Pass-Through	Oregon Health and Science University	1020500_UMICH	93.865	Child Health and Human Development Extramural Research	5,826	-
Health and Human Services, Department of	Pass-Through	Research Institute at Nationwide Children's Hospital	700171-0722-00/PO4607446-0-46	93.865	Child Health and Human Development Extramural Research	(603)	-
Health and Human Services, Department of	Pass-Through	Smart Human Dynamics, Inc.	ROUNDTABLE RESEARCH AGREEME	93.865	Child Health and Human Development Extramural Research	26,601	-
Health and Human Services, Department of	Pass-Through	Temple University	266222-UMICH	93.865	Child Health and Human Development Extramural Research	21,530	-
Health and Human Services, Department of	Pass-Through	The Brigham and Women's Hospital, Inc.	GR1000281-S02	93.865	Child Health and Human Development Extramural Research	1,039	-
Health and Human Services, Department of	Pass-Through	The Children's Hospital of Philadelphia (CHOP)	GRT-00000601	93.865	Child Health and Human Development Extramural Research	180,394	-
Health and Human Services, Department of	Pass-Through	The Children's Hospital of Philadelphia (CHOP)	GRT-00000762/PO20228104	93.865	Child Health and Human Development Extramural Research	(376)	-
Health and Human Services, Department of	Pass-Through	The Children's Hospital of Philadelphia (CHOP)	GRT-00003193/PO20497814	93.865	Child Health and Human Development Extramural Research	79,556	-
Health and Human Services, Department of	Pass-Through	The Children's Hospital of Philadelphia (CHOP)	GRT-00003514/PO20529403	93.865	Child Health and Human Development Extramural Research	22,078	-
Health and Human Services, Department of	Pass-Through	The Children's Hospital of Philadelphia (CHOP)	PO RSUB-20322631/GRT-00001597	93.865	Child Health and Human Development Extramural Research	122,940	-
Health and Human Services, Department of	Pass-Through	The Children's Hospital of Philadelphia (CHOP)	PO# 20562934/ Activity# GRT-00	93.865	Child Health and Human Development Extramural Research	(7,959)	-
Health and Human Services, Department of	Pass-Through	The Children's Hospital of Philadelphia (CHOP)	PO# 20672961/Activity# GRT-000	93.865	Child Health and Human Development Extramural Research	4,526	-
Health and Human Services, Department of	Pass-Through	The Children's Mercy Hospital	42013124	93.865	Child Health and Human Development Extramural Research	21,803	-
Health and Human Services, Department of	Pass-Through	The General Hospital Corporation dba The Massachusetts General Hospital	233249	93.865	Child Health and Human Development Extramural Research	(2,009)	-
Health and Human Services, Department of	Pass-Through	The Regents of the University of Minnesota	A009788301	93.865	Child Health and Human Development Extramural Research	17,307	-
Health and Human Services, Department of	Pass-Through	The Regents of the University of Minnesota	N008455404	93.865	Child Health and Human Development Extramural Research	26,002	-
Health and Human Services, Department of	Pass-Through	The Trustees of Columbia University In The City of New York dba Columbia University	1(GG016094-01)	93.865	Child Health and Human Development Extramural Research	4,202	-
Health and Human Services, Department of	Pass-Through	The Trustees of Columbia University In The City of New York dba Columbia University	1(GG017288-01)	93.865	Child Health and Human Development Extramural Research	14,887	-
Health and Human Services, Department of	Pass-Through	The Trustees of Princeton University dba Princeton University	SUB0000342	93.865	Child Health and Human Development Extramural Research	(95,025)	-
Health and Human Services, Department of	Pass-Through	The Trustees of Princeton University dba Princeton University	SUB0000647	93.865	Child Health and Human Development Extramural Research	40,676	-
Health and Human Services, Department of	Pass-Through	The Trustees of The University of Pennsylvania	588836 PO 5230057	93.865	Child Health and Human Development Extramural Research	42,408	-
Health and Human Services, Department of	Pass-Through	The University of Texas Health Science Center at San Antonio	173195/173193	93.865	Child Health and Human Development Extramural Research	12,637	-
Health and Human Services, Department of	Pass-Through	The Washington University dba Washington University In St. Louis	WU-21-197-MOD-2	93.865	Child Health and Human Development Extramural Research	(7,532)	-
Health and Human Services, Department of	Pass-Through	The Washington University dba Washington University In St. Louis	WU-23-0162 MOD5 PO ST00011589	93.865	Child Health and Human Development Extramural Research	151,264	-
Health and Human Services, Department of	Pass-Through	The Washington University dba Washington University In St. Louis	WU-23-0407	93.865	Child Health and Human Development Extramural Research	(1)	-
Health and Human Services, Department of	Pass-Through	University of California - Los Angeles	12150000275063	93.865	Child Health and Human Development Extramural Research	54,987	-
Health and Human Services, Department of	Pass-Through	University of California - Los Angeles	20000000102832	93.865	Child Health and Human Development Extramural Research	33,880	-
Health and Human Services, Department of	Pass-Through	University of California-Santa Cruz	A23-0251-5001	93.865	Child Health and Human Development Extramural Research	5,108	-
Health and Human Services, Department of	Pass-Through	University of Colorado	FY25.949.007 PTE 25B5366	93.865	Child Health and Human Development Extramural Research	33,220	-
Health and Human Services, Department of	Pass-Through	University of Florida	SUB00001724	93.865	Child Health and Human Development Extramural Research	32,257	-
Health and Human Services, Department of	Pass-Through	University of North Carolina (dba University of North Carolina System)	5130173	93.865	Child Health and Human Development Extramural Research	71,595	-
Health and Human Services, Department of	Pass-Through	University of North Carolina at Chapel Hill	5117450	93.865	Child Health and Human Development Extramural Research	80	-
Health and Human Services, Department of	Pass-Through	University of Pittsburgh-Of The Commonwealth System of Higher Education	AWD00007082 (139143-1)	93.865	Child Health and Human Development Extramural Research	(637)	-
Health and Human Services, Department of	Pass-Through	University of Utah	10063547-02-UM	93.865	Child Health and Human Development Extramural Research	266,818	-
Health and Human Services, Department of	Pass-Through	University of Wisconsin	0000002520	93.865	Child Health and Human Development Extramural Research	4,222	-
Health and Human Services, Department of	Pass-Through	University of Wisconsin	0000003269	93.865	Child Health and Human Development Extramural Research	9,358	-
Health and Human Services, Department of	Pass-Through	Wayne State University	WSU25017 PO # is P1115542.	93.865	Child Health and Human Development Extramural Research	16,603	-
Health and Human Services, Department of	Pass-Through	Women and Infants Hospital	5001521	93.865	Child Health and Human Development Extramural Research	(5,652)	-
Health and Human Services, Department of	Pass-Through	Women and Infants Hospital	5001521-UMICH	93.865	Child Health and Human Development Extramural Research	4,875	-
Health and Human Services, Department of	Pass-Through	Women and Infants Hospital	5001861-MICH	93.865	Child Health and Human Development Extramural Research	(32,199)	-
Health and Human Services, Department of	Pass-Through	Women and Infants Hospital	5001861-MICH	93.865	Child Health and Human Development Extramural Research	80,903	-
Health and Human Services, Department of	Pass-Through	Yale University	CON-80004367(GR120296)	93.865	Child Health and Human Development Extramural Research	1,306	-
						\$	\$
						43,403,636	5,281,874
Health and Human Services, Department of	Direct		1 DP2 AG093207 01	93.866	Aging Research	308,483	-
Health and Human Services, Department of	Direct		1 F31 AG077758-02	93.866	Aging Research	(13,283)	-
Health and Human Services, Department of	Direct		1 F31 AG079636-02	93.866	Aging Research	57,996	-
Health and Human Services, Department of	Direct		1 F31 AG082506-02	93.866	Aging Research	47,078	-
Health and Human Services, Department of	Direct		1 F31 AG084146-02	93.866	Aging Research	45,059	-
Health and Human Services, Department of	Direct		1 F31 AG085891-01A1	93.866	Aging Research	41,712	-
Health and Human Services, Department of	Direct		1 F31 AG087629-01	93.866	Aging Research	48,323	-
Health and Human Services, Department of	Direct		1 F32 AG079576-02	93.866	Aging Research	470	-
Health and Human Services, Department of	Direct		1 K01 AG084821 01A1	93.866	Aging Research	108,799	-
Health and Human Services, Department of	Direct		1 R01 AG087073-01A1	93.866	Aging Research	61,042	-
Health and Human Services, Department of	Direct		1 R01 AG087121-01A1	93.866	Aging Research	68,315	4,908
Health and Human Services, Department of	Direct		1 R21 AG073686 01	93.866	Aging Research	(19,244)	-
Health and Human Services, Department of	Direct		1 R21 AG073971-01	93.866	Aging Research	47,313	-
Health and Human Services, Department of	Direct		1 R21 AG084764-01A1	93.866	Aging Research	65,677	17,394
Health and Human Services, Department of	Direct		1 R21 AG090819-01	93.866	Aging Research	29,359	17,978
Health and Human Services, Department of	Direct		1 R21 AG093031-01	93.866	Aging Research	2,823	-
Health and Human Services, Department of	Direct		1 R21 AG069387 01	93.866	Aging Research	52,367	-
Health and Human Services, Department of	Direct		1 R36 AG087309 01	93.866	Aging Research	31,499	-
Health and Human Services, Department of	Direct		1 R56 AG065529-01A1	93.866	Aging Research	10,600	-
Health and Human Services, Department of	Direct		1 R56 AG066693 01A1	93.866	Aging Research	(257)	-
Health and Human Services, Department of	Direct		1 R56 AG086279-01	93.866	Aging Research	121,924	12,734
Health and Human Services, Department of	Direct		1 R61 AG088891-01	93.866	Aging Research	275,225	36,505
Health and Human Services, Department of	Direct		1 RF1 AG068410-01	93.866	Aging Research	284,890	111,371
Health and Human Services, Department of	Direct		1 RF1 AG082011-01A1	93.866	Aging Research	695,226	82,364
Health and Human Services, Department of	Direct		1 RF1 AG083030-01	93.866	Aging Research	634,199	60,543
Health and Human Services, Department of	Direct		1 RF1 AG083037-01	93.866	Aging Research	554,027	24,434
Health and Human Services, Department of	Direct		1 RF1 AG087965-01	93.866	Aging Research	237,472	131,138
Health and Human Services, Department of	Direct		1K99AG075145-02	93.866	Aging Research	15	-

**University of Michigan**  
**Schedule of Expenditures of Federal Awards**  
**For the Year Ended June 30, 2025**

Cluster Title/Federal Grantor/Program	Type	Pass-Through Grantor	Award Identifier	Assistance Listing		Federal Expenditures	Passed-Through to Subrecipients
				Number	Assistance Listing Program Title		
Health and Human Services, Department of	Direct		1R01AG082025-02	93.866	Aging Research	596,791	-
Health and Human Services, Department of	Direct		1R03AG076815-02	93.866	Aging Research	153,180	-
Health and Human Services, Department of	Direct		1R21AG084931-01	93.866	Aging Research	216,963	-
Health and Human Services, Department of	Direct		1RF1AG083768-01	93.866	Aging Research	681,664	304,459
Health and Human Services, Department of	Direct		3 RFIAG059723-01S1	93.866	Aging Research	24,147	24,147
Health and Human Services, Department of	Direct		3 U01 AG009740-34S5	93.866	Aging Research	(2,994,851)	(2,093)
Health and Human Services, Department of	Direct		4 R01 AG068410-02	93.866	Aging Research	581,807	31,249
Health and Human Services, Department of	Direct		4 R01 AG072449-02	93.866	Aging Research	2,677	-
Health and Human Services, Department of	Direct		4R00AG075145-04	93.866	Aging Research	203,613	-
Health and Human Services, Department of	Direct		4R00AG081563-04	93.866	Aging Research	126,181	-
Health and Human Services, Department of	Direct		5 F99 AG079793-02	93.866	Aging Research	4,954	-
Health and Human Services, Department of	Direct		5 K01 AG065420-05	93.866	Aging Research	170,776	-
Health and Human Services, Department of	Direct		5 K01 AG073588-04	93.866	Aging Research	77,345	-
Health and Human Services, Department of	Direct		5 K01 AG083120-02	93.866	Aging Research	161,844	-
Health and Human Services, Department of	Direct		5 K01-AG062754-05	93.866	Aging Research	89,365	-
Health and Human Services, Department of	Direct		5 K01AG068361 05	93.866	Aging Research	158,717	-
Health and Human Services, Department of	Direct		5 K08 AG071856-04	93.866	Aging Research	113,038	-
Health and Human Services, Department of	Direct		5 K08 AG081505-0	93.866	Aging Research	215,141	-
Health and Human Services, Department of	Direct		5 K08 AG084902-02	93.866	Aging Research	197,149	-
Health and Human Services, Department of	Direct		5 K23 AG059890 05S1	93.866	Aging Research	(2,053)	-
Health and Human Services, Department of	Direct		5 K23 AG066864-05	93.866	Aging Research	192,178	-
Health and Human Services, Department of	Direct		5 K23 AG080035-03	93.866	Aging Research	163,067	-
Health and Human Services, Department of	Direct		5 K23 AG081463-02	93.866	Aging Research	208,737	-
Health and Human Services, Department of	Direct		5 K23 AG082727-03	93.866	Aging Research	150,348	-
Health and Human Services, Department of	Direct		5 K24 AG050685-09	93.866	Aging Research	158,615	-
Health and Human Services, Department of	Direct		5 K99 AG071667-02	93.866	Aging Research	(9,949)	-
Health and Human Services, Department of	Direct		5 K99 AG073473-03	93.866	Aging Research	12,264	-
Health and Human Services, Department of	Direct		5 K99 AG076532-02	93.866	Aging Research	107,167	-
Health and Human Services, Department of	Direct		5 K99 AG081390-02	93.866	Aging Research	109,023	-
Health and Human Services, Department of	Direct		5 K99 AG083058 02	93.866	Aging Research	82,075	-
Health and Human Services, Department of	Direct		5 P30 AG012846-30	93.866	Aging Research	864,179	32,472
Health and Human Services, Department of	Direct		5 P30 AG015281-25	93.866	Aging Research	3	44
Health and Human Services, Department of	Direct		5 P30 AG015281-28	93.866	Aging Research	706,987	380,950
Health and Human Services, Department of	Direct		5 P30 AG024824-20	93.866	Aging Research	1,451,854	33,656
Health and Human Services, Department of	Direct		5 P30 AG053760-05	93.866	Aging Research	50	-
Health and Human Services, Department of	Direct		5 P30 AG059300-05	93.866	Aging Research	(1,624)	-
Health and Human Services, Department of	Direct		5 P30 AG059300-08	93.866	Aging Research	773,247	300,162
Health and Human Services, Department of	Direct		5 P30 AG066582-05	93.866	Aging Research	1,035,509	94,347
Health and Human Services, Department of	Direct		5 P30 AG072931-04	93.866	Aging Research	4,303,843	482,526
Health and Human Services, Department of	Direct		5 R00 AG062749-06	93.866	Aging Research	109,158	-
Health and Human Services, Department of	Direct		5 R00 AG066846-05	93.866	Aging Research	155,584	-
Health and Human Services, Department of	Direct		5 R00 AG073473-04	93.866	Aging Research	190,970	-
Health and Human Services, Department of	Direct		5 R00 AG080036-03	93.866	Aging Research	224,572	-
Health and Human Services, Department of	Direct		5 R01 AG010026-29	93.866	Aging Research	(7,996)	-
Health and Human Services, Department of	Direct		5 R01 AG028082-15	93.866	Aging Research	59,256	1,287
Health and Human Services, Department of	Direct		5 R01 AG030593 15	93.866	Aging Research	46,287	-
Health and Human Services, Department of	Direct		5 R01 AG040213-15	93.866	Aging Research	2,696,144	5,503
Health and Human Services, Department of	Direct		5 R01 AG050523-10	93.866	Aging Research	665,940	-
Health and Human Services, Department of	Direct		5 R01 AG051142-09	93.866	Aging Research	935,970	11,155
Health and Human Services, Department of	Direct		5 R01 AG055406-04	93.866	Aging Research	(4,895)	-
Health and Human Services, Department of	Direct		5 R01 AG057510-05	93.866	Aging Research	886,330	-
Health and Human Services, Department of	Direct		5 R01 AG058717-05	93.866	Aging Research	74,378	-
Health and Human Services, Department of	Direct		5 R01 AG059583-05	93.866	Aging Research	(1,258)	-
Health and Human Services, Department of	Direct		5 R01 AG059743-05	93.866	Aging Research	99,581	-
Health and Human Services, Department of	Direct		5 R01 AG060167-04	93.866	Aging Research	754,826	608,132
Health and Human Services, Department of	Direct		5 R01 AG060936-05	93.866	Aging Research	184,662	-
Health and Human Services, Department of	Direct		5 R01 AG062477-05	93.866	Aging Research	1,937,057	1,739,178
Health and Human Services, Department of	Direct		5 R01 AG062582-04	93.866	Aging Research	(357)	-
Health and Human Services, Department of	Direct		5 R01 AG063200-04	93.866	Aging Research	137,808	-
Health and Human Services, Department of	Direct		5 R01 AG063371 05	93.866	Aging Research	324,045	4,451
Health and Human Services, Department of	Direct		5 R01 AG065246-05	93.866	Aging Research	442,819	-
Health and Human Services, Department of	Direct		5 R01 AG065319-04	93.866	Aging Research	308,939	-
Health and Human Services, Department of	Direct		5 R01 AG066194-05	93.866	Aging Research	638,489	517,960
Health and Human Services, Department of	Direct		5 R01 AG067506-05	93.866	Aging Research	2,539,019	-
Health and Human Services, Department of	Direct		5 R01 AG067592-05	93.866	Aging Research	849,568	-
Health and Human Services, Department of	Direct		5 R01 AG067753-05	93.866	Aging Research	271,703	-
Health and Human Services, Department of	Direct		5 R01 AG069148-05	93.866	Aging Research	839,660	-
Health and Human Services, Department of	Direct		5 R01 AG070897-05	93.866	Aging Research	682,031	9,379
Health and Human Services, Department of	Direct		5 R01 AG070951-04	93.866	Aging Research	2,028,315	118,536
Health and Human Services, Department of	Direct		5 R01 AG070953-05	93.866	Aging Research	1,052,348	605,649
Health and Human Services, Department of	Direct		5 R01 AG071071-04	93.866	Aging Research	353,893	86,266
Health and Human Services, Department of	Direct		5 R01 AG071511-05	93.866	Aging Research	805,859	126,634
Health and Human Services, Department of	Direct		5 R01 AG072396-04	93.866	Aging Research	887,147	-
Health and Human Services, Department of	Direct		5 R01 AG072705-04	93.866	Aging Research	621,800	308,079
Health and Human Services, Department of	Direct		5 R01 AG073100 05	93.866	Aging Research	552,413	40,869
Health and Human Services, Department of	Direct		5 R01 AG074012-05	93.866	Aging Research	1,642,670	1,130,465
Health and Human Services, Department of	Direct		5 R01 AG074342-04	93.866	Aging Research	247,379	-
Health and Human Services, Department of	Direct		5 R01 AG074552-05	93.866	Aging Research	538,218	33,521

**University of Michigan  
Schedule of Expenditures of Federal Awards  
For the Year Ended June 30, 2025**

Cluster Title/Federal Grantor/Program	Type	Pass-Through Grantor	Award Identifier	Assistance Listing Number	Assistance Listing Program Title	Federal Expenditures	Passed-Through to Subrecipients
Health and Human Services, Department of	Direct		5 R01 AG074887-05	93.866	Aging Research	618,729	201,854
Health and Human Services, Department of	Direct		5 R01 AG074944-04	93.866	Aging Research	428,191	20,962
Health and Human Services, Department of	Direct		5 R01 AG074957-04	93.866	Aging Research	714,241	16,474
Health and Human Services, Department of	Direct		5 R01 AG074968-04	93.866	Aging Research	668,622	-
Health and Human Services, Department of	Direct		5 R01 AG075002-04	93.866	Aging Research	588,984	-
Health and Human Services, Department of	Direct		5 R01 AG075005-04	93.866	Aging Research	661,858	24,278
Health and Human Services, Department of	Direct		5 R01 AG075061-04	93.866	Aging Research	584,411	-
Health and Human Services, Department of	Direct		5 R01 AG075160-04	93.866	Aging Research	455,615	-
Health and Human Services, Department of	Direct		5 R01 AG075719-04	93.866	Aging Research	557,876	229,567
Health and Human Services, Department of	Direct		5 R01 AG075818-05	93.866	Aging Research	835,191	-
Health and Human Services, Department of	Direct		5 R01 AG076129-04	93.866	Aging Research	579,127	402,995
Health and Human Services, Department of	Direct		5 R01 AG076437-04	93.866	Aging Research	514,610	255,452
Health and Human Services, Department of	Direct		5 R01 AG078134-04	93.866	Aging Research	510,542	-
Health and Human Services, Department of	Direct		5 R01 AG079163-08	93.866	Aging Research	595,753	-
Health and Human Services, Department of	Direct		5 R01 AG079833-02	93.866	Aging Research	811,917	402,864
Health and Human Services, Department of	Direct		5 R01 AG080016-03	93.866	Aging Research	750,731	-
Health and Human Services, Department of	Direct		5 R01 AG080401-03	93.866	Aging Research	627,064	236,694
Health and Human Services, Department of	Direct		5 R01 AG080491-03	93.866	Aging Research	478,164	78,210
Health and Human Services, Department of	Direct		5 R01 AG080516-03	93.866	Aging Research	442,631	-
Health and Human Services, Department of	Direct		5 R01 AG081299-03	93.866	Aging Research	568,977	-
Health and Human Services, Department of	Direct		5 R01 AG082080-02	93.866	Aging Research	401,001	22,284
Health and Human Services, Department of	Direct		5 R01 AG082307-03	93.866	Aging Research	1,067,385	-
Health and Human Services, Department of	Direct		5 R01 AG082856-02	93.866	Aging Research	502,710	15,042
Health and Human Services, Department of	Direct		5 R01 AG083097-03	93.866	Aging Research	1,078,704	672,925
Health and Human Services, Department of	Direct		5 R01 AG084186-03	93.866	Aging Research	828,220	-
Health and Human Services, Department of	Direct		5 R01 AG086251-02	93.866	Aging Research	352,129	-
Health and Human Services, Department of	Direct		5 R01 AG086399-02	93.866	Aging Research	199,785	101,085
Health and Human Services, Department of	Direct		5 R01 AG088345-02	93.866	Aging Research	421,414	19,083
Health and Human Services, Department of	Direct		5 R01 AG089084-02	93.866	Aging Research	106,836	5,581
Health and Human Services, Department of	Direct		5 R01AG030593 17	93.866	Aging Research	304,227	-
Health and Human Services, Department of	Direct		5 R01AG068338-05	93.866	Aging Research	1,375,168	-
Health and Human Services, Department of	Direct		5 R01AG081805-03	93.866	Aging Research	641,733	-
Health and Human Services, Department of	Direct		5 R21 AG058862-02	93.866	Aging Research	(950)	-
Health and Human Services, Department of	Direct		5 R21 AG062844-02	93.866	Aging Research	80	-
Health and Human Services, Department of	Direct		5 R21 AG0778560-02	93.866	Aging Research	(16,207)	1,908
Health and Human Services, Department of	Direct		5 R21 AG078540-02	93.866	Aging Research	(2,286)	-
Health and Human Services, Department of	Direct		5 R21 AG081637-02	93.866	Aging Research	263,166	-
Health and Human Services, Department of	Direct		5 R21 AG081685-02	93.866	Aging Research	169,990	-
Health and Human Services, Department of	Direct		5 R21 AG082204-02	93.866	Aging Research	226,816	-
Health and Human Services, Department of	Direct		5 R21 AG084959-03	93.866	Aging Research	266,350	-
Health and Human Services, Department of	Direct		5 R24 AG054365-08	93.866	Aging Research	501,008	115,290
Health and Human Services, Department of	Direct		5 R24 AG065151-03	93.866	Aging Research	104,625	-
Health and Human Services, Department of	Direct		5 R24 AG066588-05	93.866	Aging Research	397,178	165,894
Health and Human Services, Department of	Direct		5 R25 AG0532227-09	93.866	Aging Research	98,353	-
Health and Human Services, Department of	Direct		5 R33 AG073358-05	93.866	Aging Research	766,530	-
Health and Human Services, Department of	Direct		5 R33 AG077856-04	93.866	Aging Research	395,319	86,174
Health and Human Services, Department of	Direct		5 R33 AG078392-04	93.866	Aging Research	966,263	-
Health and Human Services, Department of	Direct		5 R33 AG078428-04	93.866	Aging Research	354,129	138,316
Health and Human Services, Department of	Direct		5 R35 AG072262-05	93.866	Aging Research	629,894	62,645
Health and Human Services, Department of	Direct		5 R371 AG051649 10	93.866	Aging Research	375,583	-
Health and Human Services, Department of	Direct		5 R61 AG078428-02	93.866	Aging Research	151,219	54,783
Health and Human Services, Department of	Direct		5 U01 AG009740-36	93.866	Aging Research	40,977,952	5,247,437
Health and Human Services, Department of	Direct		5 U01 AG022303-22	93.866	Aging Research	1,253,311	-
Health and Human Services, Department of	Direct		5 U01 AG058499-06	93.866	Aging Research	(32,984)	-
Health and Human Services, Department of	Direct		5 U01 AG088407-02	93.866	Aging Research	325,364	-
Health and Human Services, Department of	Direct		5 U01AG022303-20	93.866	Aging Research	21,850	157,520
Health and Human Services, Department of	Direct		5 U01AG077924-05	93.866	Aging Research	628,750	52,643
Health and Human Services, Department of	Direct		5 U24 AG037866-14	93.866	Aging Research	518,291	38,330
Health and Human Services, Department of	Direct		5 U24 AG065182-05	93.866	Aging Research	446,617	245,628
Health and Human Services, Department of	Direct		5 U24 AG065182-07	93.866	Aging Research	273,106	6,281
Health and Human Services, Department of	Direct		5 U24 AG076462-05	93.866	Aging Research	1,269,640	261,114
Health and Human Services, Department of	Direct		5 U24 AG077012-04	93.866	Aging Research	343,821	111,738
Health and Human Services, Department of	Direct		5 U54 AG084520-03	93.866	Aging Research	13,770,313	9,483,717
Health and Human Services, Department of	Direct		5K23AG070044-05	93.866	Aging Research	227,612	-
Health and Human Services, Department of	Direct		5R01AG058724-05	93.866	Aging Research	1,926,292	160,581
Health and Human Services, Department of	Direct		5R01AG083378-03	93.866	Aging Research	598,328	-
Health and Human Services, Department of	Direct		5R21AG081916-02	93.866	Aging Research	137,097	-
Health and Human Services, Department of	Direct		7 R01 AG059729-05	93.866	Aging Research	550,321	247,138
Health and Human Services, Department of	Direct		7 R01 AG061034-06	93.866	Aging Research	256,822	295,628
Health and Human Services, Department of	Direct		7 R01 AG068074-07	93.866	Aging Research	106,639	7,638
Health and Human Services, Department of	Direct		7 R21 AG075496-02	93.866	Aging Research	213,547	-
Health and Human Services, Department of	Direct		7 RF1 AG063755-02	93.866	Aging Research	569,164	448,095
Health and Human Services, Department of	Direct		7P30AG086637-03	93.866	Aging Research	5,558	-
Health and Human Services, Department of	Direct		T32 AG000114	93.866	Aging Research	554,480	-
Health and Human Services, Department of	Direct		T32 AG000114	93.866	Aging Research	9,910	-
Health and Human Services, Department of	Direct		T32 AG000221	93.866	Aging Research	800,057	-
Health and Human Services, Department of	Direct		T32 AG027708	93.866	Aging Research	121,365	-
Health and Human Services, Department of	Direct		T32 AG062403	93.866	Aging Research	498,522	-

**University of Michigan  
Schedule of Expenditures of Federal Awards  
For the Year Ended June 30, 2025**

Cluster Title/Federal Grantor/Program	Type	Pass-Through Grantor	Award Identifier	Assistance Listing Number	Assistance Listing Program Title	Federal Expenditures	Passed-Through to Subrecipients
Health and Human Services, Department of	Pass-Through	Aga Khan University	1R21AG077042-02	93.866	Aging Research	(2,292)	-
Health and Human Services, Department of	Pass-Through	Ball State University	24-0275-001-01	93.866	Aging Research	24,039	-
Health and Human Services, Department of	Pass-Through	Banner Health	0435-02-71283	93.866	Aging Research	19,585	-
Health and Human Services, Department of	Pass-Through	Banner Health	0435-02-71283	93.866	Aging Research	7,199	-
Health and Human Services, Department of	Pass-Through	Boston University	4500002967	93.866	Aging Research	1,446	-
Health and Human Services, Department of	Pass-Through	Boston University	4500003433	93.866	Aging Research	42,108	-
Health and Human Services, Department of	Pass-Through	Boston University	4500003472	93.866	Aging Research	7,593	-
Health and Human Services, Department of	Pass-Through	Brown University	00001358	93.866	Aging Research	(12,618)	-
Health and Human Services, Department of	Pass-Through	Brown University	00001358	93.866	Aging Research	11,789	-
Health and Human Services, Department of	Pass-Through	Brown University	00001590	93.866	Aging Research	(343)	-
Health and Human Services, Department of	Pass-Through	Brown University	00002068	93.866	Aging Research	7,054	7,055
Health and Human Services, Department of	Pass-Through	Brown University	00002288	93.866	Aging Research	101,441	-
Health and Human Services, Department of	Pass-Through	California State University - Long Beach	SG269822100UMichigan	93.866	Aging Research	53,406	-
Health and Human Services, Department of	Pass-Through	Columbia Medical Center	1(GG015245-07)	93.866	Aging Research	(102)	-
Health and Human Services, Department of	Pass-Through	Columbia Medical Center	1(GG015245-09) PO# SAPO G18730	93.866	Aging Research	16,020	-
Health and Human Services, Department of	Pass-Through	Cornell University	230137-2	93.866	Aging Research	(6,553)	-
Health and Human Services, Department of	Pass-Through	Cornell University	250681-04	93.866	Aging Research	173,120	-
Health and Human Services, Department of	Pass-Through	Dian Fossey Gorilla Fund International	NIH24 -UMich01	93.866	Aging Research	56,971	-
Health and Human Services, Department of	Pass-Through	Duke University	303-000007	93.866	Aging Research	85,413	-
Health and Human Services, Department of	Pass-Through	Emory University	A1026393	93.866	Aging Research	42,315	-
Health and Human Services, Department of	Pass-Through	Emory University	A664695	93.866	Aging Research	19,803	-
Health and Human Services, Department of	Pass-Through	Emory University	A865537	93.866	Aging Research	(2,022)	-
Health and Human Services, Department of	Pass-Through	George Washington University	S-DPE2324-JC24	93.866	Aging Research	6,922	-
Health and Human Services, Department of	Pass-Through	George Washington University	S-DPE2425-JC24	93.866	Aging Research	29,545	-
Health and Human Services, Department of	Pass-Through	Georgetown University	425370_GR425298_UM	93.866	Aging Research	1,572,359	(83,987)
Health and Human Services, Department of	Pass-Through	Georgetown University	425455_GR425393-UM	93.866	Aging Research	90,770	-
Health and Human Services, Department of	Pass-Through	Indiana University	10212	93.866	Aging Research	144,554	-
Health and Human Services, Department of	Pass-Through	Indiana University	7875_MICH PO0725255	93.866	Aging Research	51,289	-
Health and Human Services, Department of	Pass-Through	Indiana University	7875_MICH PO#0391894	93.866	Aging Research	(192)	-
Health and Human Services, Department of	Pass-Through	Indiana University	8734_UM/PO0252996	93.866	Aging Research	21,093	-
Health and Human Services, Department of	Pass-Through	Indiana University	9438-UM	93.866	Aging Research	247,643	-
Health and Human Services, Department of	Pass-Through	Joan & Sanford I. Weill Medical College of Cornell University	230135-5	93.866	Aging Research	11,782	-
Health and Human Services, Department of	Pass-Through	Joan & Sanford I. Weill Medical College of Cornell University	232866	93.866	Aging Research	16,981	-
Health and Human Services, Department of	Pass-Through	Joan & Sanford I. Weill Medical College of Cornell University	244463-2	93.866	Aging Research	18,654	-
Health and Human Services, Department of	Pass-Through	Johns Hopkins University	2004324541	93.866	Aging Research	9,744	-
Health and Human Services, Department of	Pass-Through	Johns Hopkins University	2006556435	93.866	Aging Research	204,816	-
Health and Human Services, Department of	Pass-Through	Johns Hopkins University	2006631159	93.866	Aging Research	61,350	-
Health and Human Services, Department of	Pass-Through	Keck School of Medicine of USC University of Southern California	111265871	93.866	Aging Research	(81,218)	-
Health and Human Services, Department of	Pass-Through	Kessler Foundation Inc	40641-01	93.866	Aging Research	183,533	-
Health and Human Services, Department of	Pass-Through	Marquette University	002051-0002-03-02	93.866	Aging Research	146,648	-
Health and Human Services, Department of	Pass-Through	Marquette University	76143-03-01	93.866	Aging Research	239,363	-
Health and Human Services, Department of	Pass-Through	Mayo Clinic	RUM-263134-01	93.866	Aging Research	(44,934)	-
Health and Human Services, Department of	Pass-Through	Mayo Clinic	RUM-263134-01	93.866	Aging Research	(28,941)	-
Health and Human Services, Department of	Pass-Through	Mayo Clinic	RUM-263134-03	93.866	Aging Research	(38,169)	-
Health and Human Services, Department of	Pass-Through	Mayo Clinic	RUM-263134-06	93.866	Aging Research	127,003	-
Health and Human Services, Department of	Pass-Through	Mayo Clinic	THE-312328-01	93.866	Aging Research	28,917	-
Health and Human Services, Department of	Pass-Through	Mayo Clinic	THE-312328-03	93.866	Aging Research	9,005	-
Health and Human Services, Department of	Pass-Through	Mayo Clinic	THM-312328	93.866	Aging Research	(3,227)	-
Health and Human Services, Department of	Pass-Through	Mayo Clinic	THM-312328-01	93.866	Aging Research	27,590	-
Health and Human Services, Department of	Pass-Through	Mayo Clinic	UMI-308985-01	93.866	Aging Research	15,740	-
Health and Human Services, Department of	Pass-Through	Mayo Clinic	UMI-308985-02	93.866	Aging Research	17,021	-
Health and Human Services, Department of	Pass-Through	Mayo Clinic	UMI-337120	93.866	Aging Research	8,582	-
Health and Human Services, Department of	Pass-Through	Mayo Clinic	UNM-312328-02	93.866	Aging Research	47,695	-
Health and Human Services, Department of	Pass-Through	Mayo Clinic	UOM-250202-05	93.866	Aging Research	(18,508)	-
Health and Human Services, Department of	Pass-Through	Michigan State University (MSU)	RC117124UM	93.866	Aging Research	40,988	-
Health and Human Services, Department of	Pass-Through	National Bureau of Economic Research	42020.01.00.00 - U.Michigan	93.866	Aging Research	26,811	-
Health and Human Services, Department of	Pass-Through	New York University	20-A1-00-1002942 Proj# 115604	93.866	Aging Research	1,514	-
Health and Human Services, Department of	Pass-Through	Northeastern University	500869-78050	93.866	Aging Research	(9,302)	-
Health and Human Services, Department of	Pass-Through	Northeastern University	500869-78053	93.866	Aging Research	50,477	-
Health and Human Services, Department of	Pass-Through	Northern California Institute for Research & Education, Inc. (NCIRE)	STE3171-07	93.866	Aging Research	36,318	-
Health and Human Services, Department of	Pass-Through	Northwestern University	60060378 UMICH	93.866	Aging Research	22,469	-
Health and Human Services, Department of	Pass-Through	Northwestern University	60065457 UMICH	93.866	Aging Research	15,161	-
Health and Human Services, Department of	Pass-Through	Oregon Health and Science University	1018013_UMICH	93.866	Aging Research	7,169	-
Health and Human Services, Department of	Pass-Through	RAND Corporation	SCON-00000525	93.866	Aging Research	25,589	-
Health and Human Services, Department of	Pass-Through	Research Foundation of Mental Hygiene, Inc.	R01AG062578/148215	93.866	Aging Research	57,121	-
Health and Human Services, Department of	Pass-Through	Rush University	21102503-Sub01	93.866	Aging Research	250,015	-
Health and Human Services, Department of	Pass-Through	Rutgers, The State University of New Jersey	3183 PO25514489	93.866	Aging Research	71,025	-
Health and Human Services, Department of	Pass-Through	Stanford University	62983306-196658	93.866	Aging Research	93,055	-
Health and Human Services, Department of	Pass-Through	Stanford University	63626935-297498	93.866	Aging Research	80,069	-
Health and Human Services, Department of	Pass-Through	Sutter Bay Hospitals dba California Pacific Medical Center	280201018-S232/PO28000009521	93.866	Aging Research	51,527	-
Health and Human Services, Department of	Pass-Through	Sutter Bay Hospitals dba California Pacific Medical Center	280201018-S306	93.866	Aging Research	(13,926)	-
Health and Human Services, Department of	Pass-Through	Syracuse University	34980-07204-501	93.866	Aging Research	16,496	-
Health and Human Services, Department of	Pass-Through	The Brigham and Women's Hospital, Inc.	122067	93.866	Aging Research	82,225	-
Health and Human Services, Department of	Pass-Through	The General Hospital Corporation dba The Massachusetts General Hospital	243649	93.866	Aging Research	61,018	-
Health and Human Services, Department of	Pass-Through	The General Hospital Corporation dba The Massachusetts General Hospital	GR0241032-S01	93.866	Aging Research	33,974	-
Health and Human Services, Department of	Pass-Through	The Icahn School of Medicine at Mount Sinai (ISMMS)	0255-H391-4609	93.866	Aging Research	157,711	-
Health and Human Services, Department of	Pass-Through	The Ohio State University	SPC-1000007583   GR130222	93.866	Aging Research	46,177	-
Health and Human Services, Department of	Pass-Through	The Pennsylvania State University (Penn State)	S004979-DHHS	93.866	Aging Research	19,863	-

**University of Michigan  
Schedule of Expenditures of Federal Awards  
For the Year Ended June 30, 2025**

Cluster Title/Federal Grantor/Program	Type	Pass-Through Grantor	Award Identifier	Assistance Listing		Federal Expenditures	Passed-Through to Subrecipients
				Number	Assistance Listing Program Title		
Health and Human Services, Department of	Pass-Through	The Pennsylvania State University (Penn State)	S006045-AECM	93.866	Aging Research	17,317	-
Health and Human Services, Department of	Pass-Through	The Pennsylvania State University (Penn State)	UMICHAG079938	93.866	Aging Research	30,669	-
Health and Human Services, Department of	Pass-Through	The President and Fellows of Harvard College aka Harvard University	111356-5124911	93.866	Aging Research	93,640	-
Health and Human Services, Department of	Pass-Through	The President and Fellows of Harvard College aka Harvard University	150228.5113627.0042	93.866	Aging Research	21,648	-
Health and Human Services, Department of	Pass-Through	The Regents of the University of Minnesota	P011876901	93.866	Aging Research	18,947	-
Health and Human Services, Department of	Pass-Through	The Trustees of Columbia University In The City of New York dba Columbia University	1(GG019720-01) SAPO G19634	93.866	Aging Research	81,378	-
Health and Human Services, Department of	Pass-Through	The Trustees of Columbia University In The City of New York dba Columbia University	3(GG019314-01) /G19730	93.866	Aging Research	7,136	-
Health and Human Services, Department of	Pass-Through	The Trustees of Columbia University In The City of New York dba Columbia University	7(GG015129-01) / SAPO G16772	93.866	Aging Research	46,577	-
Health and Human Services, Department of	Pass-Through	The Trustees of The University of Pennsylvania	582277	93.866	Aging Research	1,016	-
Health and Human Services, Department of	Pass-Through	The University of Kansas Medical Center (KUMC)	GR524457	93.866	Aging Research	19,477	-
Health and Human Services, Department of	Pass-Through	The University of Texas at Austin	UTAUS-SUB00001478	93.866	Aging Research	94,364	-
Health and Human Services, Department of	Pass-Through	The Washington University dba Washington University In St. Louis	WU-18-295-Mod 1	93.866	Aging Research	(1,230)	-
Health and Human Services, Department of	Pass-Through	The Washington University dba Washington University In St. Louis	WU-23-0182	93.866	Aging Research	(714)	-
Health and Human Services, Department of	Pass-Through	The Washington University dba Washington University In St. Louis	WU-24-0267 WU-24-0267 MOD 2	93.866	Aging Research	46,441	-
Health and Human Services, Department of	Pass-Through	Translational Genomics Research Institute (TGen)	Mod 07 to SCHORK-19-04	93.866	Aging Research	19,845	-
Health and Human Services, Department of	Pass-Through	Translational Genomics Research Institute (TGen)	Mod 09 to SCHORK-19-04	93.866	Aging Research	154,031	-
Health and Human Services, Department of	Pass-Through	Translational Genomics Research Institute (TGen)	SCHORK-19-04	93.866	Aging Research	(117)	-
Health and Human Services, Department of	Pass-Through	Translational Genomics Research Institute (TGen)	SCHORK-25-13	93.866	Aging Research	586,727	-
Health and Human Services, Department of	Pass-Through	Trustees of Dartmouth College	R1799	93.866	Aging Research	5,989	-
Health and Human Services, Department of	Pass-Through	University at Buffalo	R1375933	93.866	Aging Research	11,844	-
Health and Human Services, Department of	Pass-Through	University at Buffalo	R1428306	93.866	Aging Research	70,110	-
Health and Human Services, Department of	Pass-Through	University of California - Berkeley	00010174 PO#BB01637917	93.866	Aging Research	190,917	-
Health and Human Services, Department of	Pass-Through	University of California - Berkeley	00010399	93.866	Aging Research	179,142	-
Health and Human Services, Department of	Pass-Through	University of California - Berkeley	00011639	93.866	Aging Research	5,542	-
Health and Human Services, Department of	Pass-Through	University of California - Berkeley	00011804	93.866	Aging Research	2,605	-
Health and Human Services, Department of	Pass-Through	University of California - Berkeley	GNJ7BBP73WE9	93.866	Aging Research	(32,324)	-
Health and Human Services, Department of	Pass-Through	University of California, Davis	A22-0492-S003	93.866	Aging Research	53,845	-
Health and Human Services, Department of	Pass-Through	University of California, San Diego	705628	93.866	Aging Research	18,912	-
Health and Human Services, Department of	Pass-Through	University of California, San Francisco (UCSF)	13249sc	93.866	Aging Research	2,655	-
Health and Human Services, Department of	Pass-Through	University of California, San Francisco (UCSF)	14815sc	93.866	Aging Research	5,457	-
Health and Human Services, Department of	Pass-Through	University of California, San Francisco (UCSF)	14815sc	93.866	Aging Research	13,004	-
Health and Human Services, Department of	Pass-Through	University of Chicago	AWD101293 (SUB00000806)	93.866	Aging Research	6,265	-
Health and Human Services, Department of	Pass-Through	University of Chicago	AWD101293 (SUB00000806)	93.866	Aging Research	(34)	-
Health and Human Services, Department of	Pass-Through	University of Chicago	AWD101293 (SUB00000806)	93.866	Aging Research	121,812	-
Health and Human Services, Department of	Pass-Through	University of Chicago	AWD104901 (SUB00001145)	93.866	Aging Research	39,926	-
Health and Human Services, Department of	Pass-Through	University of Chicago	AWD104901 (SUB00001145)	93.866	Aging Research	202,354	-
Health and Human Services, Department of	Pass-Through	University of Florida	SUB00002437	93.866	Aging Research	53,879	-
Health and Human Services, Department of	Pass-Through	University of Maryland, Baltimore (UMB)	20902	93.866	Aging Research	(2,521)	-
Health and Human Services, Department of	Pass-Through	University of Maryland, College Park	118151-Z0576205	93.866	Aging Research	12,999	-
Health and Human Services, Department of	Pass-Through	University of Maryland, College Park	96373-Z0380201	93.866	Aging Research	35,109	-
Health and Human Services, Department of	Pass-Through	University of Maryland, College Park	CON-00001565-Z2209206	93.866	Aging Research	62,307	-
Health and Human Services, Department of	Pass-Through	University of Massachusetts Amherst	016677-9215   Pilot A.21	93.866	Aging Research	21,601	-
Health and Human Services, Department of	Pass-Through	University of Massachusetts Boston	21-015930-A 00	93.866	Aging Research	99,430	-
Health and Human Services, Department of	Pass-Through	University of New Mexico	286066-871E	93.866	Aging Research	35,741	-
Health and Human Services, Department of	Pass-Through	University of North Carolina at Chapel Hill	5132603	93.866	Aging Research	112,579	-
Health and Human Services, Department of	Pass-Through	University of Pittsburgh-Of The Commonwealth System of Higher Education	AWD00002130 801181-2	93.866	Aging Research	34,080	-
Health and Human Services, Department of	Pass-Through	University of Pittsburgh-Of The Commonwealth System of Higher Education	AWD00003000 (136687-5)	93.866	Aging Research	(2,288)	-
Health and Human Services, Department of	Pass-Through	University of Pittsburgh-Of The Commonwealth System of Higher Education	AWD00003000 (138377-5)	93.866	Aging Research	(31)	-
Health and Human Services, Department of	Pass-Through	University of Pittsburgh-Of The Commonwealth System of Higher Education	AWD00003000 (139692-4)	93.866	Aging Research	594,220	18,086
Health and Human Services, Department of	Pass-Through	University of Pittsburgh-Of The Commonwealth System of Higher Education	AWD00003000 (139692-5)	93.866	Aging Research	498,843	-
Health and Human Services, Department of	Pass-Through	University of Pittsburgh-Of The Commonwealth System of Higher Education	AWD00003000 (139916-2)	93.866	Aging Research	19,440	-
Health and Human Services, Department of	Pass-Through	University of Pittsburgh-Of The Commonwealth System of Higher Education	AWD00003000 (802320-4)	93.866	Aging Research	8,438	-
Health and Human Services, Department of	Pass-Through	University of Pittsburgh-Of The Commonwealth System of Higher Education	AWD00006484 (138701-1)	93.866	Aging Research	18,954	-
Health and Human Services, Department of	Pass-Through	University of Pittsburgh-Of The Commonwealth System of Higher Education	CNB A00062075 138253-1	93.866	Aging Research	(176)	-
Health and Human Services, Department of	Pass-Through	University of Pittsburgh-Of The Commonwealth System of Higher Education	CNV A00062075 138253-1	93.866	Aging Research	215,585	-
Health and Human Services, Department of	Pass-Through	University of Southern California	107774911 SCON-00000177	93.866	Aging Research	(816)	-
Health and Human Services, Department of	Pass-Through	University of Southern California	107936883	93.866	Aging Research	134,238	-
Health and Human Services, Department of	Pass-Through	University of Southern California	124148138	93.866	Aging Research	37,838	-
Health and Human Services, Department of	Pass-Through	University of Southern California	129629634/SCON-00005632	93.866	Aging Research	449,884	-
Health and Human Services, Department of	Pass-Through	University of Southern California	137248398/ PO#10926353	93.866	Aging Research	34,930	-
Health and Human Services, Department of	Pass-Through	University of Southern California	137888156	93.866	Aging Research	61,214	34,702
Health and Human Services, Department of	Pass-Through	University of Southern California	140690236	93.866	Aging Research	85,068	-
Health and Human Services, Department of	Pass-Through	University of Southern California	SCON-00002964	93.866	Aging Research	21,572	-
Health and Human Services, Department of	Pass-Through	University of Southern California	SCON-00003459	93.866	Aging Research	426,511	16,890
Health and Human Services, Department of	Pass-Through	University of Southern California	SCON-00004056	93.866	Aging Research	90,231	106,701
Health and Human Services, Department of	Pass-Through	University of Southern California	SCON-00005077	93.866	Aging Research	163,028	-
Health and Human Services, Department of	Pass-Through	University of Southern California	SCON-00005309	93.866	Aging Research	(224)	-
Health and Human Services, Department of	Pass-Through	University of Southern California	SCON-00005439	93.866	Aging Research	108,459	-
Health and Human Services, Department of	Pass-Through	University of Southern California	SCON-00005552	93.866	Aging Research	19,241	-
Health and Human Services, Department of	Pass-Through	University of Southern California	SCON-00005648	93.866	Aging Research	41,477	-
Health and Human Services, Department of	Pass-Through	University of Southern California	SCON-00005753	93.866	Aging Research	615,243	-
Health and Human Services, Department of	Pass-Through	University of Southern California	SCON-00006804	93.866	Aging Research	392,119	-
Health and Human Services, Department of	Pass-Through	University of Southern California	SCON-00006917	93.866	Aging Research	102,020	-
Health and Human Services, Department of	Pass-Through	University of Southern California	SCON-00006993	93.866	Aging Research	30,378	-
Health and Human Services, Department of	Pass-Through	University of Southern California	SCON-00006995	93.866	Aging Research	201,627	-
Health and Human Services, Department of	Pass-Through	University of Southern California	SCON-00007049	93.866	Aging Research	48,008	-
Health and Human Services, Department of	Pass-Through	University of Southern California	SCON-00007578	93.866	Aging Research	21,046	-
Health and Human Services, Department of	Pass-Through	University of Tennessee - Health Science Center	24-3076-UMICH	93.866	Aging Research	8,539	-

**University of Michigan  
Schedule of Expenditures of Federal Awards  
For the Year Ended June 30, 2025**

Cluster Title/Federal Grantor/Program	Type	Pass-Through Grantor	Award Identifier	Assistance Listing		Federal Expenditures	Passed-Through to Subrecipients
				Number	Assistance Listing Program Title		
Health and Human Services, Department of	Pass-Through	University of Vermont	AWD00000479SUB00000291	93.866	Aging Research	30,537	-
Health and Human Services, Department of	Pass-Through	University of Vermont	AWD00001559SUB00000510	93.866	Aging Research	95,220	-
Health and Human Services, Department of	Pass-Through	University of Washington	UWSC13007	93.866	Aging Research	687	-
Health and Human Services, Department of	Pass-Through	University of Washington	UWSC13007	93.866	Aging Research	24,061	-
Health and Human Services, Department of	Pass-Through	University of Washington	UWSC15342	93.866	Aging Research	22,561	-
Health and Human Services, Department of	Pass-Through	University of Wisconsin	0000001258	93.866	Aging Research	196,512	-
Health and Human Services, Department of	Pass-Through	University of Wisconsin	0000002548	93.866	Aging Research	4,948	-
Health and Human Services, Department of	Pass-Through	University of Wisconsin	0000003321	93.866	Aging Research	11,808	-
Health and Human Services, Department of	Pass-Through	University of Wisconsin	0000004186	93.866	Aging Research	122,903	-
Health and Human Services, Department of	Pass-Through	University of Wisconsin	0000004218	93.866	Aging Research	113,943	-
Health and Human Services, Department of	Pass-Through	Vanderbilt University Medical Center	VUMC86383	93.866	Aging Research	(38,228)	-
Health and Human Services, Department of	Pass-Through	Veterans Education & Research Assoc of MI (VERAM)	Joint Personnel Agreement	93.866	Aging Research	35,828	-
Health and Human Services, Department of	Pass-Through	Virginia Polytechnic Institute and State University dba Virginia Tech	412782-19337	93.866	Aging Research	(8,318)	-
Health and Human Services, Department of	Pass-Through	Wake Forest Baptist Medical Center (WFBMC)	1477-32041-11000001166	93.866	Aging Research	(210)	-
Health and Human Services, Department of	Pass-Through	Wake Forest Baptist Medical Center (WFBMC)	1477-32041-11000001166	93.866	Aging Research	24,881	-
Health and Human Services, Department of	Pass-Through	Wake Forest Baptist Medical Center (WFBMC)	1477-32041-11000001166	93.866	Aging Research	63,072	-
Health and Human Services, Department of	Pass-Through	Wake Forest University	1262-33664-11000000619	93.866	Aging Research	52,519	-
Health and Human Services, Department of	Pass-Through	Wayne State University	WSU18065	93.866	Aging Research	17,824	-
Health and Human Services, Department of	Pass-Through	Wayne State University	WSU22184-A3	93.866	Aging Research	67,925	-
Health and Human Services, Department of	Pass-Through	Wayne State University	WSU23050 / Grant Index 302052	93.866	Aging Research	7,099	-
Health and Human Services, Department of	Pass-Through	Wayne State University	WSU24020 Grant Index 302169	93.866	Aging Research	(17,837)	-
Health and Human Services, Department of	Pass-Through	Wayne State University	WSU24144	93.866	Aging Research	456,879	-
						\$ 144,266,946	\$ 27,721,647
Health and Human Services, Department of	Direct		1 F31 EY036280-01	93.867	Vision Research	55,409	-
Health and Human Services, Department of	Direct		1 K23 EY 036928 01	93.867	Vision Research	128,076	-
Health and Human Services, Department of	Direct		1 R01 EY035527-01A1	93.867	Vision Research	38,160	-
Health and Human Services, Department of	Direct		1 R01 EY034325 01A1	93.867	Vision Research	73,202	6,473
Health and Human Services, Department of	Direct		5 F31 EY035557-02	93.867	Vision Research	56,903	-
Health and Human Services, Department of	Direct		5 F32 EY034760-03	93.867	Vision Research	80,577	-
Health and Human Services, Department of	Direct		5 K08 EY 032991 03	93.867	Vision Research	41,898	-
Health and Human Services, Department of	Direct		5 K08 EY031757-05	93.867	Vision Research	240,634	-
Health and Human Services, Department of	Direct		5 K08 EY032098 05	93.867	Vision Research	228,125	-
Health and Human Services, Department of	Direct		5 K08 EY033420 04	93.867	Vision Research	239,134	-
Health and Human Services, Department of	Direct		5 K12 EY022299-13	93.867	Vision Research	360,210	-
Health and Human Services, Department of	Direct		5 P30 EY007003-39	93.867	Vision Research	571,593	-
Health and Human Services, Department of	Direct		5 R00 EY031783 05	93.867	Vision Research	288,535	-
Health and Human Services, Department of	Direct		5 R00 EY034200-05	93.867	Vision Research	261,164	-
Health and Human Services, Department of	Direct		5 R01 EY012021-26	93.867	Vision Research	437,742	-
Health and Human Services, Department of	Direct		5 R01 EY024996-06	93.867	Vision Research	207,309	-
Health and Human Services, Department of	Direct		5 R01 EY029349-05	93.867	Vision Research	(390)	-
Health and Human Services, Department of	Direct		5 R01 EY029675-05	93.867	Vision Research	(11,046)	-
Health and Human Services, Department of	Direct		5 R01 EY030989 05	93.867	Vision Research	525,272	-
Health and Human Services, Department of	Direct		5 R01 EY031033-04	93.867	Vision Research	20,718	-
Health and Human Services, Department of	Direct		5 R01 EY031961 04	93.867	Vision Research	149,450	-
Health and Human Services, Department of	Direct		5 R01 EY032475 04	93.867	Vision Research	675,954	173,267
Health and Human Services, Department of	Direct		5 R01 EY032491 04	93.867	Vision Research	312,796	-
Health and Human Services, Department of	Direct		5 R01 EY032867-05	93.867	Vision Research	336,221	-
Health and Human Services, Department of	Direct		5 R01 EY034479 03	93.867	Vision Research	700,352	232,733
Health and Human Services, Department of	Direct		5 R01 EY035008-02	93.867	Vision Research	418,573	-
Health and Human Services, Department of	Direct		5 R01 EY035016 02	93.867	Vision Research	479,377	9,022
Health and Human Services, Department of	Direct		5 R01 EY036019-02	93.867	Vision Research	468,438	-
Health and Human Services, Department of	Direct		5 R01 EY036357 02	93.867	Vision Research	403,155	-
Health and Human Services, Department of	Direct		5 R01 EY036418 02	93.867	Vision Research	423,815	43,302
Health and Human Services, Department of	Direct		5 R01 EY036422 02	93.867	Vision Research	388,426	-
Health and Human Services, Department of	Direct		5 R01EY020823-10	93.867	Vision Research	(5,985)	-
Health and Human Services, Department of	Direct		5 R01EY031337 05	93.867	Vision Research	507,027	13,095
Health and Human Services, Department of	Direct		5 R21 EY034182 02	93.867	Vision Research	183,133	-
Health and Human Services, Department of	Direct		5 R25 EY032739-03	93.867	Vision Research	24,465	-
Health and Human Services, Department of	Direct		7 R01 EY029409 05	93.867	Vision Research	365,712	-
Health and Human Services, Department of	Direct		T32 EY0113934	93.867	Vision Research	146,643	-
Health and Human Services, Department of	Pass-Through	Duke University	303002936	93.867	Vision Research	128,735	-
Health and Human Services, Department of	Pass-Through	Johns Hopkins University	2006725882	93.867	Vision Research	77,830	-
Health and Human Services, Department of	Pass-Through	Northwestern University	60064890 UMICH	93.867	Vision Research	294,103	-
Health and Human Services, Department of	Pass-Through	Northwestern University	60069014 UMICH	93.867	Vision Research	279,871	-
Health and Human Services, Department of	Pass-Through	Oregon Health and Science University	1019606	93.867	Vision Research	3,606	-
Health and Human Services, Department of	Pass-Through	Oregon Health and Science University	1019606 UMICH	93.867	Vision Research	39,513	-
Health and Human Services, Department of	Pass-Through	Purdue University	11001214-033	93.867	Vision Research	14,892	-
Health and Human Services, Department of	Pass-Through	Stanford University	63062642-227303	93.867	Vision Research	32,720	-
Health and Human Services, Department of	Pass-Through	Stanford University	63699505-330305	93.867	Vision Research	45,984	-
Health and Human Services, Department of	Pass-Through	University of California - Berkeley	00011260	93.867	Vision Research	630	-
Health and Human Services, Department of	Pass-Through	University of California, San Francisco (UCSF)	14405se	93.867	Vision Research	194,399	-
Health and Human Services, Department of	Pass-Through	University of Colorado-Denver/Anschutz Medical Campus	FY25.1332.001	93.867	Vision Research	47,080	-
Health and Human Services, Department of	Pass-Through	University of Kansas	FY2019-038-M3	93.867	Vision Research	(3,478)	-
Health and Human Services, Department of	Pass-Through	University of Kentucky	3200005884-24-156	93.867	Vision Research	206,982	-
Health and Human Services, Department of	Pass-Through	University of Oklahoma	RS20250052-01	93.867	Vision Research	126,684	-
Health and Human Services, Department of	Pass-Through	University of Toronto	subgrant1 520450	93.867	Vision Research	67,153	-
						\$ 11,377,481	\$ 477,892

**University of Michigan  
Schedule of Expenditures of Federal Awards  
For the Year Ended June 30, 2025**

Cluster Title/Federal Grantor/Program	Type	Pass-Through Grantor	Award Identifier	Assistance Listing Number	Assistance Listing Program Title	Federal Expenditures	Passed-Through to Subrecipients
Health and Human Services, Department of	Pass-Through	University of California, San Francisco (UCSF)	12088sc	93.874	Strengthening the Public Health System in US-affiliated Pacific Islands	\$ (12,245)	\$ -
Health and Human Services, Department of	Direct		2 R01 LM012373-08	93.879	Medical Library Assistance	\$ 190,364	\$ -
Health and Human Services, Department of	Direct		5 G08 LM014295 03	93.879	Medical Library Assistance	144,886	-
Health and Human Services, Department of	Direct		5 R01 LM012907-04	93.879	Medical Library Assistance	29,249	-
Health and Human Services, Department of	Direct		5 R01 LM013325-04	93.879	Medical Library Assistance	283,987	-
Health and Human Services, Department of	Direct		5 R01 LM0136241-04	93.879	Medical Library Assistance	278,088	-
Health and Human Services, Department of	Direct		5 R01 LM013894-04	93.879	Medical Library Assistance	167,962	-
Health and Human Services, Department of	Direct		5 R01 LM014237-03	93.879	Medical Library Assistance	309,180	22,633
						<u>\$ 1,403,716</u>	<u>\$ 22,633</u>
Health and Human Services, Department of	Direct		1R21A1168606-02	93.885	Cell and Gene Therapy (CGT) Access Model	\$ 197,065	\$ -
Health and Human Services, Department of	Pass-Through	Vanderbilt University Medical Center	VUMC131702	93.885	Cell and Gene Therapy (CGT) Access Model	26,626	-
						<u>\$ 223,691</u>	<u>\$ -</u>
Health and Human Services, Department of	Pass-Through	Michigan, State of, Health and Human Services, Department of	E20232925-00	93.889	National Bioterrorism Hospital Preparedness Program	\$ (5)	-
Health and Human Services, Department of	Pass-Through	Michigan, State of, Health and Human Services, Department of	E20252095-00 BR STBURN	93.889	National Bioterrorism Hospital Preparedness Program	93,055	-
Health and Human Services, Department of	Pass-Through	University Hospitals Cleveland Medical Center	ASPR Year 6	93.889	National Bioterrorism Hospital Preparedness Program	78,701	-
Health and Human Services, Department of	Pass-Through	University Hospitals Cleveland Medical Center	U3REP190615	93.889	National Bioterrorism Hospital Preparedness Program	(15,449)	-
Health and Human Services, Department of	Pass-Through	University Hospitals Cleveland Medical Center	U3REP190615-01-06	93.889	National Bioterrorism Hospital Preparedness Program	64,696	-
Health and Human Services, Department of	Pass-Through	University Hospitals Cleveland Medical Center	WS 2021-1129	93.889	National Bioterrorism Hospital Preparedness Program	(5,497)	-
						<u>\$ 215,501</u>	<u>\$ -</u>
Health and Human Services, Department of	Pass-Through	The Brigham and Women's Hospital, Inc.	124109	93.893	Health Care and Public Health (HPH) Sector Information Sharing and Analysis Organization (ISAO)	\$ 641	\$ -
Health and Human Services, Department of	Pass-Through	Michigan, State of, Health and Human Services, Department of	E20251746-00 RPCS_UM	93.946	Cooperative Agreements to Support State-Based Safe Motherhood and Infant Health Initiative Programs	\$ 592,710	\$ -
Health and Human Services, Department of	Pass-Through	Michigan, State of, Health and Human Services, Department of	Project BJ (RPCS-UM) E20242491	93.946	Cooperative Agreements to Support State-Based Safe Motherhood and Infant Health Initiative Programs	244,729	-
						<u>\$ 837,439</u>	<u>\$ -</u>
Health and Human Services, Department of	Direct		5 FPR PA006073 03	93.974	Family Planning Service Delivery Improvement Research	\$ 516,276	\$ 250,957
Health and Human Services, Department of	Direct		5 D43 TW009883 10	93.989	International Research and Research Training	\$ 194,932	\$ 72,632
Health and Human Services, Department of	Direct		5 D43 TW012027-05	93.989	International Research and Research Training	198,550	39,044
Health and Human Services, Department of	Direct		5 K01 TW012166-04	93.989	International Research and Research Training	207,787	-
Health and Human Services, Department of	Direct		5 R21 RW012939 02	93.989	International Research and Research Training	101,716	10,206
Health and Human Services, Department of	Pass-Through	University of Virginia	GR101859.SU800000714	93.989	International Research and Research Training	155,359	-
Health and Human Services, Department of	Pass-Through	University of Washington	UWSC14258	93.989	International Research and Research Training	192,788	-
						<u>\$ 1,051,132</u>	<u>\$ 121,882</u>
Health and Human Services, Department of	Direct		1AY2AX000062	93.RD		\$ 1,125,703	\$ 383,436
Health and Human Services, Department of	Direct		21IPA2110333-EXT-4	93.RD		39,372	-
Health and Human Services, Department of	Direct		21IPA2113467	93.RD		26,950	-
Health and Human Services, Department of	Direct		24IPA2423079	93.RD		10,790	-
Health and Human Services, Department of	Direct		5 USC 3371-3376	93.RD		24,815	-
Health and Human Services, Department of	Direct		75D30124C19590	93.RD		49,095	-
Health and Human Services, Department of	Direct		75F40121C00148	93.RD		(9,117)	-
Health and Human Services, Department of	Direct		75F40121C00148	93.RD		189,231	52,409
Health and Human Services, Department of	Direct		75FCMC18D0041/75FCMC18F0001	93.RD		(889)	-
Health and Human Services, Department of	Direct		75N92023F00001-TA1	93.RD		(109,676)	-
Health and Human Services, Department of	Direct		75N92023F00001-TA2	93.RD		253,725	550,618
Health and Human Services, Department of	Direct		75N92023P00144	93.RD		138,084	-
Health and Human Services, Department of	Direct		75N95019C00017	93.RD		171	-
Health and Human Services, Department of	Direct		75N95019C00017	93.RD		(169)	-
Health and Human Services, Department of	Direct		75N95019C00017	93.RD		(83)	-
Health and Human Services, Department of	Direct		75N95024C00005	93.RD		758,651	-
Health and Human Services, Department of	Direct		75N95024C00005	93.RD		342,247	-
Health and Human Services, Department of	Direct		75N95024C00005	93.RD		232,996	-
Health and Human Services, Department of	Direct		75N95024C00005	93.RD		187,331	-
Health and Human Services, Department of	Direct		75N95024C00005	93.RD		159,619	-
Health and Human Services, Department of	Direct		75N98022C00022	93.RD		45,931	-
Health and Human Services, Department of	Direct		75N98022C00022	93.RD		66,017	-
Health and Human Services, Department of	Direct		75N98022C00022	93.RD		814,921	-
Health and Human Services, Department of	Direct		75N98022C00022	93.RD		458,410	-
Health and Human Services, Department of	Direct		HHSF223201810187C	93.RD		33,320	-
Health and Human Services, Department of	Direct		HHSN2682018000021-TO2	93.RD		(811)	(3,169)
Health and Human Services, Department of	Direct		IP1281996	93.RD		66,338	-
Health and Human Services, Department of	Direct		IPA Agreement	93.RD		56,052	-
Health and Human Services, Department of	Direct		Task Order 2 75N92025F00001 -	93.RD		104,705	-
Health and Human Services, Department of	Direct		Task Order 2 75N92025F00001 -	93.RD		176,060	-
Health and Human Services, Department of	Direct		Task Order 2 75N92025F00001 -	93.RD		70,078	-
Health and Human Services, Department of	Direct		Task Order 75N92024F00001-TA 1	93.RD		984,378	-
Health and Human Services, Department of	Direct		Task Order 75N92024F00001-TA 2	93.RD		1,456,114	-
Health and Human Services, Department of	Direct		Task Order 75N92024F00001-TA 3	93.RD		1,254,409	192,185
Health and Human Services, Department of	Pass-Through	Abt Global LLC	53977	93.RD		13,144	-
Health and Human Services, Department of	Pass-Through	Abt Global LLC	54458	93.RD		(8,996)	-
Health and Human Services, Department of	Pass-Through	Abt Global LLC	54458	93.RD		145,837	-
Health and Human Services, Department of	Pass-Through	Abt Global LLC	54458	93.RD		283,185	-
Health and Human Services, Department of	Pass-Through	Altarum Institute	SC-20-011	93.RD		3,518	-
Health and Human Services, Department of	Pass-Through	Ann and Robert H. Lurie Children's Hospital of Chicago	901639-Michigan	93.RD		10,000	-
Health and Human Services, Department of	Pass-Through	Arbor Medical Innovations, LLC	Research Agreement	93.RD		1,848	-
Health and Human Services, Department of	Pass-Through	Arbor Research Collaborative For Health	75FCMC18D0016	93.RD		(1,310)	-
Health and Human Services, Department of	Pass-Through	Baystate Medical Center	21-114-1	93.RD		9,933	-

**University of Michigan**  
**Schedule of Expenditures of Federal Awards**  
**For the Year Ended June 30, 2025**

Cluster Title/Federal Grantor/Program	Type	Pass-Through Grantor	Award Identifier	Assistance Listing Number	Assistance Listing Program Title	Federal Expenditures	Passed-Through to Subrecipients
Health and Human Services, Department of	Pass-Through	Baystate Medical Center	21-114-1	93.RD		23,732	-
Health and Human Services, Department of	Pass-Through	Community Mental Health Partnership of Southeast Michigan	C24040	93.RD		79,447	-
Health and Human Services, Department of	Pass-Through	Elite Athlete Products Inc	Roundtable research	93.RD		31,686	-
Health and Human Services, Department of	Pass-Through	Emory University	A576202	93.RD		29,417	-
Health and Human Services, Department of	Pass-Through	Emory University	A924040	93.RD		25,940	-
Health and Human Services, Department of	Pass-Through	Eydis Bio, Inc.	Agreement	93.RD		31,042	-
Health and Human Services, Department of	Pass-Through	Feonix - Mobility Rising	Subaward Agreement	93.RD		68,894	-
Health and Human Services, Department of	Pass-Through	GeneToBe, Inc	1R41GM153041-01	93.RD		78,169	-
Health and Human Services, Department of	Pass-Through	GeneToBe, Inc	Agreement	93.RD		58,379	-
Health and Human Services, Department of	Pass-Through	Healthcore Inc.	Services Agreement	93.RD		56,907	-
Health and Human Services, Department of	Pass-Through	Hemex Health, Inc.	RESEARCH AGREEMENT	93.RD		56,848	-
Health and Human Services, Department of	Pass-Through	Hennepin Healthcare Research Institute (HHRI)	00421-00437	93.RD		47,722	-
Health and Human Services, Department of	Pass-Through	Hennepin Healthcare Research Institute (HHRI)	75R60220C0011	93.RD		(39,121)	-
Health and Human Services, Department of	Pass-Through	Innovative BioTherapies, Inc.	Agreement	93.RD		34,121	-
Health and Human Services, Department of	Pass-Through	Integrated Sensors, LLC	Research Agreement	93.RD		167,451	-
Health and Human Services, Department of	Pass-Through	IRAI Technologies, LLC	RESEARCH AGREEMENT	93.RD		7,571	-
Health and Human Services, Department of	Pass-Through	Johns Hopkins University	2006516419	93.RD		513,061	-
Health and Human Services, Department of	Pass-Through	Kaiser Permanente Northern California	RNG211062-UMICH-01	93.RD		5,159	-
Health and Human Services, Department of	Pass-Through	Kaiser Permanente Research Foundation Institute	RNG211064-UMICH-01	93.RD		5,159	-
Health and Human Services, Department of	Pass-Through	Kessler Foundation Inc	40674-01	93.RD		26,294	-
Health and Human Services, Department of	Pass-Through	KeyBiome, LLC	Agreement	93.RD		23,403	-
Health and Human Services, Department of	Pass-Through	Leidos Biomedical Research, Inc.	22X071 Mod 03	93.RD		80,504	-
Health and Human Services, Department of	Pass-Through	Leidos Biomedical Research, Inc.	23X014F	93.RD		(7,073)	-
Health and Human Services, Department of	Pass-Through	Leidos Biomedical Research, Inc.	23X014F	93.RD		120,302	-
Health and Human Services, Department of	Pass-Through	Leidos Biomedical Research, Inc.	Task order 22X071	93.RD		49,905	-
Health and Human Services, Department of	Pass-Through	Lewin Group	TLG22005-5823.02	93.RD		547,465	-
Health and Human Services, Department of	Pass-Through	MDB, Inc.	Agreement	93.RD		3,753	-
Health and Human Services, Department of	Pass-Through	Michigan Primary Care Association	CAHC Flint Network	93.RD		(1,946)	-
Health and Human Services, Department of	Pass-Through	Michigan Primary Care Association	Flint Network Sites	93.RD		(38,538)	-
Health and Human Services, Department of	Pass-Through	Michigan Primary Care Association	Grant Agreement	93.RD		184,880	-
Health and Human Services, Department of	Pass-Through	Michigan Primary Care Association	Grant Agreement	93.RD		185,412	-
Health and Human Services, Department of	Pass-Through	Michigan Primary Care Association	Grant Agreement	93.RD		245,746	-
Health and Human Services, Department of	Pass-Through	Michigan Primary Care Association	Grant Agreement	93.RD		196,620	-
Health and Human Services, Department of	Pass-Through	Michigan Primary Care Association	Grant Agreement	93.RD		190,393	-
Health and Human Services, Department of	Pass-Through	Michigan Primary Care Association	Grant Agreement	93.RD		246,185	-
Health and Human Services, Department of	Pass-Through	Michigan Primary Care Association	Grant Agreement	93.RD		207,093	-
Health and Human Services, Department of	Pass-Through	Michigan Primary Care Association	Grant Agreement	93.RD		231,075	-
Health and Human Services, Department of	Pass-Through	Michigan Primary Care Association	Grant Agreement	93.RD		724,969	-
Health and Human Services, Department of	Pass-Through	Michigan Primary Care Association	International Academy of Flint	93.RD		(8,370)	-
Health and Human Services, Department of	Pass-Through	Michigan Primary Care Association	Lincoln High School	93.RD		(30,394)	-
Health and Human Services, Department of	Pass-Through	Michigan Primary Care Association	Lincoln Middle School	93.RD		(33,450)	-
Health and Human Services, Department of	Pass-Through	Michigan Primary Care Association	MCPA Lincoln High School	93.RD		39,767	-
Health and Human Services, Department of	Pass-Through	Michigan Primary Care Association	MPCA Armstrong Middle	93.RD		63,189	-
Health and Human Services, Department of	Pass-Through	Michigan Primary Care Association	MPCA Beecher	93.RD		31,343	-
Health and Human Services, Department of	Pass-Through	Michigan Primary Care Association	MPCA Flint Network	93.RD		132,440	-
Health and Human Services, Department of	Pass-Through	Michigan Primary Care Association	MPCA International Academy of	93.RD		71,001	-
Health and Human Services, Department of	Pass-Through	Michigan Primary Care Association	MPCA Lincoln Middle School	93.RD		(427)	-
Health and Human Services, Department of	Pass-Through	Michigan Primary Care Association	MPCA Scarlett Middle School	93.RD		7,270	-
Health and Human Services, Department of	Pass-Through	Michigan Primary Care Association	Scarlett Middle School	93.RD		(16,997)	-
Health and Human Services, Department of	Pass-Through	Michigan Primary Care Association	Ypsilanti Community High Schoo	93.RD		(43,946)	-
Health and Human Services, Department of	Pass-Through	Michigan Primary Care Association	Ypsilanti Community Middle Sch	93.RD		(27,446)	-
Health and Human Services, Department of	Pass-Through	Michigan Primary Care Association	Ypsilanti High School	93.RD		49,424	-
Health and Human Services, Department of	Pass-Through	Michigan Primary Care Association	Ypsilanti Middle School	93.RD		12,688	-
Health and Human Services, Department of	Pass-Through	Michigan Public Health Institute (MPHI)	23-QA-100131-11E-504200	93.RD		117,347	-
Health and Human Services, Department of	Pass-Through	Michigan Public Health Institute (MPHI)	24-QA-100131-12E-504200	93.RD		22,017	-
Health and Human Services, Department of	Pass-Through	Michigan Public Health Institute (MPHI)	Q-30212-155-504200	93.RD		(258)	-
Health and Human Services, Department of	Pass-Through	Michigan, State of, Health and Human Services, Department of	E20241915-00 Q EETGP	93.RD		18,345	-
Health and Human Services, Department of	Pass-Through	Michigan, State of, Health and Human Services, Department of	E20241916-00 J CSHCA	93.RD		11,410	-
Health and Human Services, Department of	Pass-Through	Mitovation, Inc.	Roundtable Research Agreement	93.RD		26,482	-
Health and Human Services, Department of	Pass-Through	National Jewish Health	20139301_Umich	93.RD		7,923	-
Health and Human Services, Department of	Pass-Through	National Jewish Health	20139301_Umich-2	93.RD		59,815	-
Health and Human Services, Department of	Pass-Through	National Network of Depression Centers (NNDC)	Site Funding Agreement	93.RD		5,665	-
Health and Human Services, Department of	Pass-Through	National Network of Public Health Institutes (NNPHI)	G2896_AG-1567	93.RD		183,430	-
Health and Human Services, Department of	Pass-Through	Nationwide Children's Hospital	710088-1124-00	93.RD		(537)	-
Health and Human Services, Department of	Pass-Through	New England Research Institutes, Inc. dba Carelon Research	Service Agreement	93.RD		16,167	-
Health and Human Services, Department of	Pass-Through	New York University Grossman School of Medicine	PATHO-PH2-SUB_20_23	93.RD		445,533	153,971
Health and Human Services, Department of	Pass-Through	Nytrix, Inc.	Research Agreement	93.RD		62,343	-
Health and Human Services, Department of	Pass-Through	Public Health Institute	AR72723	93.RD		13,220	-
Health and Human Services, Department of	Pass-Through	Research Institute at Nationwide Children's Hospital	710075-1223-00	93.RD		19	-
Health and Human Services, Department of	Pass-Through	RTI International	7-312-0217571-66063L	93.RD		82,294	68,294
Health and Human Services, Department of	Pass-Through	Society for Academic Emergency Medicine	RE2020-0000000212	93.RD		2,092	-
Health and Human Services, Department of	Pass-Through	St. Jude Children's Research Hospital, Inc.	/GR0010141-PO024018	93.RD		204,316	-
Health and Human Services, Department of	Pass-Through	St. Jude Children's Research Hospital, Inc.	11331501A-8104596	93.RD		190,604	106,098
Health and Human Services, Department of	Pass-Through	St. Jude Children's Research Hospital, Inc.	GR0010139-PO024016	93.RD		231,656	144,162
Health and Human Services, Department of	Pass-Through	St. Jude Children's Research Hospital, Inc.	GR-0010353-PO072270	93.RD		763,611	377,232
Health and Human Services, Department of	Pass-Through	St. Jude Children's Research Hospital, Inc.	GR-0010537-PO110348	93.RD		48,030	-
Health and Human Services, Department of	Pass-Through	St. Jude Children's Research Hospital, Inc.	GR-0010584-PO119468	93.RD		126,193	78,089
Health and Human Services, Department of	Pass-Through	St. Jude Children's Research Hospital, Inc.	GR-0010752-PO163657	93.RD		77,650	28,127

**University of Michigan  
Schedule of Expenditures of Federal Awards  
For the Year Ended June 30, 2025**

Cluster Title/Federal Grantor/Program	Type	Pass-Through Grantor	Award Identifier	Assistance Listing Number	Assistance Listing Program Title	Federal Expenditures	Passed-Through to Subrecipients
Health and Human Services, Department of	Pass-Through	Stanford University	62446469-123432	93.RD		330,602	-
Health and Human Services, Department of	Pass-Through	Stanford University	63619038-341318	93.RD		86,681	-
Health and Human Services, Department of	Pass-Through	The Emmes Corporation	13992	93.RD		7,142	-
Health and Human Services, Department of	Pass-Through	The Emmes Corporation	13992	93.RD		29,460	-
Health and Human Services, Department of	Pass-Through	The General Hospital Corporation dba The Massachusetts General Hospital	242018	93.RD		700	-
Health and Human Services, Department of	Pass-Through	The Icahn School of Medicine at Mount Sinai (ISMMS)	0258-A410-4609/Option 12A	93.RD		114,389	-
Health and Human Services, Department of	Pass-Through	The Icahn School of Medicine at Mount Sinai (ISMMS)	0258-A422-4609 (Biofire Testin	93.RD		55,297	-
Health and Human Services, Department of	Pass-Through	The Icahn School of Medicine at Mount Sinai (ISMMS)	0258-A422-4609 (Main)	93.RD		(282)	-
Health and Human Services, Department of	Pass-Through	The Icahn School of Medicine at Mount Sinai (ISMMS)	0258-A422-4609 (PBMCS)	93.RD		32,534	-
Health and Human Services, Department of	Pass-Through	The Icahn School of Medicine at Mount Sinai (ISMMS)	0258-A449-4609	93.RD		674,784	-
Health and Human Services, Department of	Pass-Through	The Icahn School of Medicine at Mount Sinai (ISMMS)	0258-B457-4609	93.RD		59,584	-
Health and Human Services, Department of	Pass-Through	The Icahn School of Medicine at Mount Sinai (ISMMS)	0258-C457-4609	93.RD		174,532	-
Health and Human Services, Department of	Pass-Through	The Icahn School of Medicine at Mount Sinai (ISMMS)	IF300302081-94002	93.RD		42,298	-
Health and Human Services, Department of	Pass-Through	The Regents of the University of Minnesota	SUBA00000147-P010706202	93.RD		8,654	-
Health and Human Services, Department of	Pass-Through	The Trustees of Columbia University In The City of New York dba Columbia University	24(GG015997-03)	93.RD		1,301	-
Health and Human Services, Department of	Pass-Through	The Trustees of Columbia University In The City of New York dba Columbia University	5(GG017607-05)	93.RD		6,166	-
Health and Human Services, Department of	Pass-Through	The Trustees of Princeton University dba Princeton University	SUB00000864	93.RD		178,908	-
Health and Human Services, Department of	Pass-Through	The Trustees of The University of Pennsylvania	502355/PO 5570878	93.RD		125,047	-
Health and Human Services, Department of	Pass-Through	The Trustees of The University of Pennsylvania	53778/03	93.RD		(20,699)	-
Health and Human Services, Department of	Pass-Through	The Trustees of The University of Pennsylvania	56631/PO 4712124	93.RD		2,881	-
Health and Human Services, Department of	Pass-Through	The Trustees of The University of Pennsylvania	580638/PO4985477	93.RD		(3,894)	-
Health and Human Services, Department of	Pass-Through	The Trustees of The University of Pennsylvania	584518	93.RD		28,673	-
Health and Human Services, Department of	Pass-Through	The Trustees of The University of Pennsylvania	589786	93.RD		918,902	-
Health and Human Services, Department of	Pass-Through	The Trustees of The University of Pennsylvania	77638/PO 5244600	93.RD		80,205	-
Health and Human Services, Department of	Pass-Through	Therapeutics System Research Lab, Inc. (TSRL, Inc.)	Subcontract	93.RD		73,269	-
Health and Human Services, Department of	Pass-Through	United Automobile Workers	Amendment #6	93.RD		215,296	-
Health and Human Services, Department of	Pass-Through	United Automobile Workers	Amendment 5	93.RD		(3,982)	-
Health and Human Services, Department of	Pass-Through	University at Buffalo	R1379855	93.RD		1,229	-
Health and Human Services, Department of	Pass-Through	University at Buffalo	R1435268	93.RD		10,013	-
Health and Human Services, Department of	Pass-Through	University of Alaska Fairbanks	UAF 24-0145	93.RD		127,195	-
Health and Human Services, Department of	Pass-Through	University of Chicago	AWD0101462-T 75N92023F00001	93.RD		20,906	-
Health and Human Services, Department of	Pass-Through	University of Chicago	AWD101462-T	93.RD		52,063	-
Health and Human Services, Department of	Pass-Through	University of Georgia Research Foundation	SUB00003413	93.RD		2,899	-
Health and Human Services, Department of	Pass-Through	University of Wisconsin	0000002566	93.RD		224,767	-
Health and Human Services, Department of	Pass-Through	Vanderbilt University	VUMC106653	93.RD		31,406	-
Health and Human Services, Department of	Pass-Through	Vanderbilt University Medical Center	VUMC118760	93.RD		150,631	-
Health and Human Services, Department of	Pass-Through	Westat, Inc.	6757-00-S001	93.RD		276,144	-
Health and Human Services, Department of	Pass-Through	Westat, Inc.	6859-00-S001	93.RD		36,826	-
Health and Human Services, Department of	Pass-Through	Westat, Inc.	6922-03-COVID-S0008	93.RD		(39,868)	-
Health and Human Services, Department of	Pass-Through	Westat, Inc.	6922-03-COVID-S008	93.RD		43,596	-
Health and Human Services, Department of	Pass-Through	Westat, Inc.	SUB-0TA NO. 6922-03-COVID-S000	93.RD		1,280,220	91,061
Health and Human Services, Department of	Pass-Through	Yakama Nation	University Agreement	93.RD		42,510	-
						\$ 22,400,397	\$ 2,222,513
						\$ 908,002,119	\$ 103,419,170
			Total Health and Human Services, Department of				
Corporation for National and Community Service	Pass-Through	National College Advising Corps	CAC Contract	94.RD		\$ 410,966	\$ -
			Total Corporation for National and Community Service			\$ 410,966	\$ -
Social Security Administration	Direct		1 RDR23000008-01-00	96.007	Social Security Research and Demonstration	\$ 1,287,815	\$ 984,925
Social Security Administration	Direct		5 RDR18000002-02-00	96.007	Social Security Research and Demonstration	11,232	-
Social Security Administration	Direct		5 RDR18000002-03-00	96.007	Social Security Research and Demonstration	46,756	-
Social Security Administration	Direct		5 RDR18000002-05-00	96.007	Social Security Research and Demonstration	4,205	13,391
Social Security Administration	Direct		5 RDR23000008-02-00	96.007	Social Security Research and Demonstration	529,157	326,476
Social Security Administration	Direct		6 RDR18000002-04-01	96.007	Social Security Research and Demonstration	76,736	29,548
			Total Social Security Administration			\$ 1,955,901	\$ 1,354,340
Homeland Security, Department of	Direct		EMW-2022-FP-00711	97.044	Assistance to Firefighters Grant	\$ 334,137	\$ 95,695
Homeland Security, Department of	Pass-Through	University of Arizona	641835	97.044	Assistance to Firefighters Grant	11,381	-
Homeland Security, Department of	Pass-Through	University of Arizona	641835	97.044	Assistance to Firefighters Grant	32,755	-
Homeland Security, Department of	Pass-Through	University of Arizona	643541	97.044	Assistance to Firefighters Grant	(196)	-
						\$ 378,077	\$ 95,695
Homeland Security, Department of	Direct		21CWDARI00040-02-00	97.077	Homeland Security Research, Development, Testing, Evaluation and Demonstration of Technologies Related to Countering Weapons of Mass Destruction	\$ 314,154	\$ -
Homeland Security, Department of	Pass-Through	The Pennsylvania State University (Penn State)	SA23.21	97.077	Homeland Security Research, Development, Testing, Evaluation and Demonstration of Technologies Related to Countering Weapons of Mass Destruction	109,018	-
Homeland Security, Department of	Pass-Through	The Pennsylvania State University (Penn State)	SA23.21	97.077	Homeland Security Research, Development, Testing, Evaluation and Demonstration of Technologies Related to Countering Weapons of Mass Destruction	136,189	-
						\$ 559,361	\$ -
			Total Homeland Security, Department of			\$ 937,438	\$ 95,695
United States Agency for International Development	Pass-Through	Georgia Institute of Technology	AWD-002429-S1	98.001	USAID Foreign Assistance for Programs Overseas	\$ 87,771	\$ -
United States Agency for International Development	Pass-Through	University of California, Davis	A20-1825-S007	98.001	USAID Foreign Assistance for Programs Overseas	165,270	-
United States Agency for International Development	Pass-Through	Vanderbilt University	Professional Services Agreement	98.001	USAID Foreign Assistance for Programs Overseas	5,588	-
			Total United States Agency for International Development			\$ 258,629	\$ -

**University of Michigan  
Schedule of Expenditures of Federal Awards  
For the Year Ended June 30, 2025**

Cluster Title/Federal Grantor/Program	Type	Pass-Through Grantor	Award Identifier	Assistance Listing Number	Assistance Listing Program Title	Federal Expenditures	Passed-Through to Subrecipients
Consumer Financial Protection Bureau	Direct		IPA Agreement	99.RD		\$ 18,267	\$ -
Consumer Financial Protection Bureau	Direct		IPA Agreement	99.RD		73,111	-
			Total Consumer Financial Protection Bureau			<u>\$ 91,378</u>	<u>\$ -</u>
Director of National Intelligence, Office of the	Pass-Through	Arete Associates	AZ-401802 Release 1	99.RD		\$ 890,365	\$ 574,347
Director of National Intelligence, Office of the	Pass-Through	SRI International	PO71249	99.RD		323,850	-
Director of National Intelligence, Office of the	Pass-Through	University of Southern California	SCON-00004060	99.RD		(10,711)	-
Director of National Intelligence, Office of the	Pass-Through	University of Southern California	SCON-00006718	99.RD		259,180	-
			Total Director of National Intelligence, Office of the			<u>\$ 1,462,684</u>	<u>\$ 574,347</u>
Millennium Challenge Corporation	Direct		95332420C0056	99.RD		\$ 271,094	\$ -
			Total Millennium Challenge Corporation			<u>\$ 271,094</u>	<u>\$ -</u>
			<b>Total Research and Development Cluster</b>			<b><u>\$ 1,333,855,379</u></b>	<b><u>\$ 171,396,237</u></b>
<b>OTHER PROGRAMS</b>	<b>OTHER PROGRAMS</b>						
Commerce, Department of	Pass-Through	Michigan, State of, Labor and Economic Opportunity, Department of	E20250073	11.032	State Digital Equity Planning and Capacity Grant	\$ 5,504	\$ -
			Total Commerce, Department of			<u>\$ 5,504</u>	<u>\$ -</u>
Defense, Department of	Direct		HT9425-24-1-0817	12.400	Military Construction, National Guard	\$ 311,755	\$ -
Defense, Department of	Direct		W81XWH2211024	12.400	Military Construction, National Guard	296,413	-
Defense, Department of	Pass-Through	The Trustees of The University of Pennsylvania	583239	12.400	Military Construction, National Guard	3,268	-
Defense, Department of	Pass-Through	The Trustees of The University of Pennsylvania	RIS # 65041/00	12.400	Military Construction, National Guard	1,326	-
			Total Defense, Department of			<u>\$ 612,762</u>	<u>\$ -</u>
Justice, Department of	Pass-Through	Michigan, State of, State Police	SCIP-02	16.738	Edward Byrne Memorial Justice Assistance Grant Program	\$ 263,447	\$ -
Justice, Department of	Pass-Through	National Police Foundation	Agreement/Addendum	16.738	Edward Byrne Memorial Justice Assistance Grant Program	(22,714)	-
			Total Justice, Department of			<u>\$ 240,733</u>	<u>\$ -</u>
Transportation, Department of	Pass-Through	Michigan Fitness Foundation	UMSRTS01	20.205	Highway Planning and Construction	\$ (26)	\$ -
Transportation, Department of	Pass-Through	Ohio University	UT22650	20.205	Highway Planning and Construction	1,207	-
			Total Transportation, Department of			<u>\$ 1,181</u>	<u>\$ -</u>
Treasury, Department of the	Pass-Through	Ann Arbor, City of	Agreement Award	21.027	COVID-19 CORONAVIRUS STATE AND LOCAL FISCAL RECOVERY FUNDS	\$ 653,326	\$ -
Treasury, Department of the	Pass-Through	Clinton County RESA	990103561	21.027	COVID-19 CORONAVIRUS STATE AND LOCAL FISCAL RECOVERY FUNDS	68,625	-
Treasury, Department of the	Pass-Through	Detroit, City of	6006087	21.027	COVID-19 CORONAVIRUS STATE AND LOCAL FISCAL RECOVERY FUNDS	191,978	-
Treasury, Department of the	Pass-Through	Michigan Campus Compact/Michigan Nonprofit Association	0000003902	21.027	COVID-19 CORONAVIRUS STATE AND LOCAL FISCAL RECOVERY FUNDS	(2,925)	-
Treasury, Department of the	Pass-Through	Michigan Campus Compact/Michigan Nonprofit Association	0000004204	21.027	COVID-19 CORONAVIRUS STATE AND LOCAL FISCAL RECOVERY FUNDS	(9,793)	-
Treasury, Department of the	Pass-Through	Michigan Campus Compact/Michigan Nonprofit Association	0000004595	21.027	COVID-19 CORONAVIRUS STATE AND LOCAL FISCAL RECOVERY FUNDS	(6,736)	-
Treasury, Department of the	Pass-Through	Michigan Campus Compact/Michigan Nonprofit Association	0000004597	21.027	COVID-19 CORONAVIRUS STATE AND LOCAL FISCAL RECOVERY FUNDS	(5,184)	-
Treasury, Department of the	Pass-Through	Michigan, State of, Department of State	UMFlintDPS5211	21.027	COVID-19 CORONAVIRUS STATE AND LOCAL FISCAL RECOVERY FUNDS	254,342	-
Treasury, Department of the	Pass-Through	Michigan, State of, Economic Development Corporation	Case: 424588	21.027	COVID-19 CORONAVIRUS STATE AND LOCAL FISCAL RECOVERY FUNDS	73,994	-
Treasury, Department of the	Pass-Through	Michigan, State of, Education, Department of	242426-FFHH24	21.027	COVID-19 CORONAVIRUS STATE AND LOCAL FISCAL RECOVERY FUNDS	1,147	-
Treasury, Department of the	Pass-Through	Michigan, State of, Lifelong Education, Advancement, and Potential, Department of	E20250033	21.027	COVID-19 CORONAVIRUS STATE AND LOCAL FISCAL RECOVERY FUNDS	77,646	-
Treasury, Department of the	Pass-Through	Michigan, State of, Lifelong Education, Advancement, and Potential, Department of	E20250048	21.027	COVID-19 CORONAVIRUS STATE AND LOCAL FISCAL RECOVERY FUNDS	3,337	-
Treasury, Department of the	Pass-Through	Washtenaw, County of	#55854 ARPA Award	21.027	COVID-19 CORONAVIRUS STATE AND LOCAL FISCAL RECOVERY FUNDS	39,899	-
Treasury, Department of the	Pass-Through	Washtenaw, County of	55096	21.027	COVID-19 CORONAVIRUS STATE AND LOCAL FISCAL RECOVERY FUNDS	470,228	62,000
Treasury, Department of the	Pass-Through	Washtenaw, County of	ARPA Award	21.027	COVID-19 CORONAVIRUS STATE AND LOCAL FISCAL RECOVERY FUNDS	94,185	-
			Total Treasury, Department of the			<u>\$ 1,904,069</u>	<u>\$ 62,000</u>
National Foundation on the Arts and the Humanities	Pass-Through	Michigan Humanities Council	HU012-24	45.129	Promotion of the Humanities Federal/State Partnership	\$ 4,545	\$ -
National Foundation on the Arts and the Humanities	Pass-Through	Michigan Humanities Council	HU015-25	45.129	Promotion of the Humanities Federal/State Partnership	483	-
National Foundation on the Arts and the Humanities	Pass-Through	Michigan Humanities Council	HU053-23	45.129	Promotion of the Humanities Federal/State Partnership	2,211	-
National Foundation on the Arts and the Humanities	Pass-Through	Michigan Humanities Council	HU055-23	45.129	Promotion of the Humanities Federal/State Partnership	1,684	-
National Foundation on the Arts and the Humanities	Pass-Through	Michigan Humanities Council	HU082-24	45.129	Promotion of the Humanities Federal/State Partnership	13,460	-
National Foundation on the Arts and the Humanities	Pass-Through	Michigan Humanities Council	HU127-24	45.129	Promotion of the Humanities Federal/State Partnership	20,000	-
National Foundation on the Arts and the Humanities	Pass-Through	Michigan Humanities Council	UWS023-002	45.129	Promotion of the Humanities Federal/State Partnership	(457)	-
			Total National Foundation on the Arts and the Humanities			<u>\$ 41,926</u>	<u>\$ -</u>
Energy, Department of	Pass-Through	Michigan, State of, Environment, Great Lakes, and Energy, Department of	Memorandum of Understanding	81.041	State Energy Program	\$ (66)	\$ -
Energy, Department of	Pass-Through	Michigan, State of, Environment, Great Lakes, and Energy, Department of	MEO-21-082	81.041	State Energy Program	361,855	-
			Total Energy, Department of			<u>\$ 361,789</u>	<u>\$ -</u>

**University of Michigan**  
**Schedule of Expenditures of Federal Awards**  
**For the Year Ended June 30, 2025**

Cluster Title/Federal Grantor/Program	Type	Pass-Through Grantor	Award Identifier	Assistance Listing Number	Assistance Listing Program Title	Federal Expenditures	Passed-Through to Subrecipients
Health and Human Services, Department of	Pass-Through	Michigan, State of, Health and Human Services, Department of	E20221867-00 / P	93.268	Immunization Cooperative Agreements	\$ (952)	\$ -
Health and Human Services, Department of	Pass-Through	Michigan, State of, Health and Human Services, Department of	E20242271-00 AD MDQE	93.268	Immunization Cooperative Agreements	29,168	-
Health and Human Services, Department of	Pass-Through	Michigan, State of, Health and Human Services, Department of	E20244893-00 MIHLD	93.268	Immunization Cooperative Agreements	260,902	-
Health and Human Services, Department of	Pass-Through	Michigan, State of, Health and Human Services, Department of	E20251984-001 AL MDQE	93.268	Immunization Cooperative Agreements	98,870	-
Health and Human Services, Department of	Pass-Through	Michigan, State of, Health and Human Services, Department of	E20252961-00 AQ MILHD	93.268	Immunization Cooperative Agreements	236,969	-
Health and Human Services, Department of	Pass-Through	Michigan, State of, Health and Human Services, Department of	E20255391-00 CG HNEEP-UM	93.268	Immunization Cooperative Agreements	257,541	-
						<u>\$ 882,498</u>	<u>\$ -</u>
Health and Human Services, Department of	Pass-Through	Children's Hospital of Wisconsin, Inc.	PO-100098002	93.658	Foster Care Title IV-E	\$ 72,763	\$ -
Health and Human Services, Department of	Pass-Through	Michigan, State of, Health and Human Services, Department of	E20235485-00 CE (CWESP-UM)	93.658	Foster Care Title IV-E	(32,169)	-
Health and Human Services, Department of	Pass-Through	Michigan, State of, Health and Human Services, Department of	E20244220-00 CC (CWESP-UM)	93.658	Foster Care Title IV-E	993,591	953,091
Health and Human Services, Department of	Pass-Through	Michigan, State of, Health and Human Services, Department of	E20253408-00 Q CWESP	93.658	Foster Care Title IV-E	512,854	472,354
						<u>\$ 1,547,039</u>	<u>\$ 1,425,445</u>
Health and Human Services, Department of	Pass-Through	Michigan, State of, Health and Human Services, Department of	E20241829-00 BT (TURP-UM)	93.917	HIV Care Formula Grants	\$ 39,255	\$ -
Health and Human Services, Department of	Pass-Through	Michigan, State of, Health and Human Services, Department of	E20244152-00 AB (HIVCC-UM)	93.917	HIV Care Formula Grants	135,969	-
Health and Human Services, Department of	Pass-Through	Michigan, State of, Health and Human Services, Department of	E20251680-00 BV TURP	93.917	HIV Care Formula Grants	107,652	-
Health and Human Services, Department of	Pass-Through	Michigan, State of, Health and Human Services, Department of	E20254461-00 AA HIVCC	93.917	HIV Care Formula Grants	267,431	-
						<u>\$ 550,307</u>	<u>\$ -</u>
Health and Human Services, Department of	Direct		6 H76HA00182-28-04	93.918	Grants to Provide Outpatient Early Intervention Services with Respect to HIV Disease	\$ 317,223	\$ -
Health and Human Services, Department of	Direct		6 H76HA00182-29-02	93.918	Grants to Provide Outpatient Early Intervention Services with Respect to HIV Disease	290,115	-
						<u>\$ 607,338</u>	<u>\$ -</u>
Health and Human Services, Department of	Pass-Through	Michigan, State of, Health and Human Services, Department of	E20242256-00 / AI	93.958	Block Grants for Community Mental Health Services	\$ 78,592	\$ -
Health and Human Services, Department of	Pass-Through	Michigan, State of, Health and Human Services, Department of	E20251160 AG IMHHVP	93.958	Block Grants for Community Mental Health Services	192,538	-
Health and Human Services, Department of	Pass-Through	Michigan, State of, Health and Human Services, Department of	E20254885-00 AH IMHVF-UM	93.958	Block Grants for Community Mental Health Services	109,063	-
						<u>\$ 380,193</u>	<u>\$ -</u>
Health and Human Services, Department of	Pass-Through	Michigan, State of, Health and Human Services, Department of	E20241950-00 S FASD	93.994	Maternal and Child Health Services Block Grant to the States	\$ 4,011	\$ -
Health and Human Services, Department of	Pass-Through	Michigan, State of, Health and Human Services, Department of	E20242257-00 AN METFO	93.994	Maternal and Child Health Services Block Grant to the States	1,381	-
Health and Human Services, Department of	Pass-Through	Michigan, State of, Health and Human Services, Department of	E20253256-001 AM METFO	93.994	Maternal and Child Health Services Block Grant to the States	12,865	-
Health and Human Services, Department of	Pass-Through	Michigan, State of, Health and Human Services, Department of	E20254741-00 W FASD	93.994	Maternal and Child Health Services Block Grant to the States	13,372	-
						<u>\$ 31,629</u>	<u>\$ -</u>
			<b>Total Health and Human Services, Department of</b>			<u>\$ 3,999,004</u>	<u>\$ 1,425,445</u>
Corporation for National and Community Service	Pass-Through	National College Advising Corps	Contract	94.006	AmeriCorps State and National 94.006	\$ (13,433)	\$ -
			Total Corporation for National and Community Service			<u>\$ (13,433)</u>	<u>\$ -</u>
			<b>Total Other Programs</b>			<u>\$ 7,153,535</u>	<u>\$ 1,487,445</u>
			<b>Total Federal Expenditures</b>			<u>\$ 1,833,793,696</u>	<u>\$ 173,081,072</u>

**University of Michigan**  
**Notes to Schedule of Expenditures of Federal Awards**  
**For the Year Ended June 30, 2025**

---

**1. Summary of Significant Accounting Policies**

The accompanying Schedule of Expenditures of Federal Awards (the “SEFA”) includes all federal grant transaction activity of the University of Michigan (the “University”) recorded on the accrual basis of accounting unless otherwise directed by the terms and conditions of the underlying awards. The information in the SEFA is presented in accordance with Title 2 U.S. *Code of Federal Regulations* Part 200, *Uniform Administrative Requirements, Cost Principles and Audit Requirements for Federal Awards* (the “Uniform Guidance”). As the SEFA presents only the federal award activity of the University, it is not intended to and does not present the net position, changes in net position and cash flows of the University.

Negative amounts presented in the SEFA represent adjustments, in the normal course of business, to expenditures reported in prior years. Complete Assistance Listing numbers and pass-through numbers are provided on the SEFA when available.

**2. Indirect Costs**

The University applies its predetermined approved facilities and administrative rate when charging indirect costs to federal awards rather than the de minimus cost rate as described in Section 200.414 of the Uniform Guidance. The indirect cost rates approved by the University’s cognizant agency, the Department of Health and Human Services, for organized research, instruction and other sponsored activities through June 30, 2029 are as follows:

	July 1, 2024 – <u>June 30, 2025</u>	July 1, 2025 – <u>June 30, 2029</u>
On-campus organized research	56%	56%
On-campus instruction	54%	54%
On-campus other sponsored activities	29%	31%
Off-campus all programs	26%	26%

**University of Michigan**  
**Notes to Schedule of Expenditures of Federal Awards**  
**For the Year Ended June 30, 2025**

---

**3. University-Administered Federal Loan Programs**

The federal loan programs listed below are administered directly by the University and outstanding balances related to these programs are included in the University's financial statements. The amount of loans outstanding at the beginning of the year, loans made during the year and the administrative cost allowance are included in the SEFA. The balance of loans outstanding at June 30, 2025 consists of:

	<b><u>Assistance Listing Number</u></b>	<b><u>Outstanding Balance at June 30, 2025</u></b>
Department of Education, Federal Perkins Program	84.038	<u>\$ 8,904,189</u>
Department of Health and Human Services:		
Nursing Faculty Loan Program	93.264	<u>4,354,038</u>
Health Professions Loan Program – Medicine/Primary Care	93.342	633,969
Health Professions Loan Program – Pharmacy	93.342	2,356,715
Health Professions Loan Program – Dentistry	93.342	<u>7,576,479</u>
		<u>10,567,163</u>
Nursing Student Loan – Baccalaureate	93.364	2,818,966
Nursing Student Loan – Graduate	93.364	<u>605,595</u>
		<u>3,424,561</u>
Disadvantaged Student Loan Program – Medicine/Primary Care	93.925	3,505,672
Disadvantaged Student Loan Program – Pharmacy	93.925	22,810
Disadvantaged Student Loan Program – Dentistry	93.925	<u>57,308</u>
		<u>3,585,790</u>
Total University administered federal loans outstanding		<u>\$ 30,835,741</u>



**Report of Independent Auditors on Internal Control Over Financial Reporting and on Compliance and Other Matters Based on an Audit of Financial Statements Performed in Accordance with *Government Auditing Standards***

To the Regents of the University of Michigan

We have audited, in accordance with auditing standards generally accepted in the United States of America and the standards applicable to financial audits contained in *Government Auditing Standards*, issued by the Comptroller General of the United States, the financial statements of the business-type activities, the discretely presented component unit, and the fiduciary activities of the University of Michigan (the “University”), as of and for the year ended June 30, 2025, and the related notes to the financial statements, which collectively comprise the University’s basic financial statements as listed in the table of contents, and have issued our report thereon dated October 16, 2025. The financial statements of University of Michigan Health Plan Holdings, LLC, the University’s discretely presented component unit, were not audited in accordance with *Government Auditing Standards*, and accordingly, this report does not include reporting on internal control over financial reporting or instances of reportable noncompliance associated with University of Michigan Health Plan Holdings, LLC.

**Report on Internal Control Over Financial Reporting**

In planning and performing our audit of the basic financial statements, we considered the University’s internal control over financial reporting (internal control) as a basis for designing audit procedures that are appropriate in the circumstances for the purpose of expressing our opinions on the basic financial statements, but not for the purpose of expressing an opinion on the effectiveness of the University’s internal control. Accordingly, we do not express an opinion on the effectiveness of the University’s internal control.

*A deficiency in internal control* exists when the design or operation of a control does not allow management or employees, in the normal course of performing their assigned functions, to prevent, or detect and correct, misstatements on a timely basis. A *material weakness* is a deficiency, or a combination of deficiencies, in internal control such that there is a reasonable possibility that a material misstatement of the entity’s financial statements will not be prevented, or detected and corrected, on a timely basis. A *significant deficiency* is a deficiency, or a combination of deficiencies, in internal control that is less severe than a material weakness, yet important enough to merit attention by those charged with governance.

Our consideration of internal control was for the limited purpose described in the first paragraph of this section and was not designed to identify all deficiencies in internal control that might be



material weaknesses or significant deficiencies. Given these limitations, during our audit we did not identify any deficiencies in internal control that we consider to be material weaknesses. However, material weaknesses or significant deficiencies may exist that were not identified.

### **Report on Compliance and Other Matters**

As part of obtaining reasonable assurance about whether the University's basic financial statements are free from material misstatement, we performed tests of its compliance with certain provisions of laws, regulations, contracts and grant agreements, noncompliance with which could have a direct and material effect on the financial statements. However, providing an opinion on compliance with those provisions was not an objective of our audit, and accordingly, we do not express such an opinion. The results of our tests disclosed no instances of noncompliance or other matters that are required to be reported under *Government Auditing Standards*.

### **Purpose of this Report**

The purpose of this report is solely to describe the scope of our testing of internal control and compliance and the results of that testing, and not to provide an opinion on the effectiveness of the University's internal control or on compliance. This report is an integral part of an audit performed in accordance with *Government Auditing Standards* in considering the University's internal control and compliance. Accordingly, this communication is not suitable for any other purpose.

*PricewaterhouseCoopers LLP*

October 16, 2025



## **Report of Independent Auditors on Compliance for Each Major Program and on Internal Control Over Compliance Required by Uniform Guidance**

To the Regents of the University of Michigan

### **Report on Compliance for Each Major Federal Program**

#### ***Opinion on Each Major Federal Program***

We have audited the University of Michigan's (the "University") compliance with the types of compliance requirements identified as subject to audit in the OMB *Compliance Supplement* that could have a direct and material effect on each of the University's major federal programs for the year ended June 30, 2025. The University's major federal programs are identified in the summary of auditor's results section of the accompanying schedule of findings and questioned costs.

In our opinion, the University complied, in all material respects, with the compliance requirements referred to above that could have a direct and material effect on each of its major federal programs for the year ended June 30, 2025.

#### ***Basis for Opinion on Each Major Federal Program***

We conducted our audit of compliance in accordance with auditing standards generally accepted in the United States of America (US GAAS); the standards applicable to financial audits contained in *Government Auditing Standards* issued by the Comptroller General of the United States; and the audit requirements of Title 2 U.S. *Code of Federal Regulations* Part 200, *Uniform Administrative Requirements, Cost Principles, and Audit Requirements for Federal Awards* (Uniform Guidance). Our responsibilities under those standards and the Uniform Guidance are further described in the Auditors' Responsibilities for the Audit of Compliance section of our report.

We are required to be independent of the University and to meet our other ethical responsibilities, in accordance with relevant ethical requirements relating to our audit. We believe that the audit evidence we have obtained is sufficient and appropriate to provide a basis for our opinion on compliance for each major federal program. Our audit does not provide a legal determination of the University's compliance with the compliance requirements referred to above.



### ***Responsibilities of Management for Compliance***

Management is responsible for compliance with the requirements referred to above and for the design, implementation, and maintenance of effective internal control over compliance with the requirements of laws, statutes, regulations, rules and provisions of contracts or grant agreements applicable to the University's federal programs.

### ***Auditors' Responsibilities for the Audit of Compliance***

Our objectives are to obtain reasonable assurance about whether material noncompliance with the compliance requirements referred to above occurred, whether due to fraud or error, and express an opinion on the University's compliance based on our audit. Reasonable assurance is a high level of assurance but is not absolute assurance and therefore is not a guarantee that an audit conducted in accordance with US GAAS, *Government Auditing Standards*, and the Uniform Guidance will always detect material noncompliance when it exists. The risk of not detecting material noncompliance resulting from fraud is higher than for that resulting from error, as fraud may involve collusion, forgery, intentional omissions, misrepresentations, or the override of internal control. Noncompliance with the compliance requirements referred to above is considered material, if there is a substantial likelihood that, individually or in the aggregate, it would influence the judgment made by a reasonable user of the report on compliance about the University's compliance with the requirements of each major federal program as a whole.

In performing an audit in accordance with US GAAS, *Government Auditing Standards*, and the Uniform Guidance, we:

- Exercise professional judgment and maintain professional skepticism throughout the audit.
- Identify and assess the risks of material noncompliance, whether due to fraud or error, and design and perform audit procedures responsive to those risks. Such procedures include examining, on a test basis, evidence regarding the University's compliance with the compliance requirements referred to above and performing such other procedures as we considered necessary in the circumstances.
- Obtain an understanding of the University's internal control over compliance relevant to the audit in order to design audit procedures that are appropriate in the circumstances and to test and report on internal control over compliance in accordance with the Uniform Guidance, but not for the purpose of expressing an opinion on the effectiveness of the University's internal control over compliance. Accordingly, no such opinion is expressed.

We are required to communicate with those charged with governance regarding, among other matters, the planned scope and timing of the audit and any significant deficiencies and material weaknesses in internal control over compliance that we identified during the audit.



### *Other Matter*

As indicated in Part I to the accompanying Schedule of Findings and Questioned Costs, we have audited the Student Financial Assistance cluster as a major program. Also, as indicated in the first paragraph of this report, we performed our audit of compliance using the compliance requirements contained in the OMB *Compliance Supplement*, including those contained in Part V 5.3, Compliance Requirement N, Special Tests and Provisions, Section 10 “Gramm-Leach-Bliley Act-Student Information Security.” This section includes two suggested audit procedures with respect to verification that the institution (1) designated a Qualified Individual responsible for implementing and monitoring the institution’s information security program, and (2) has a written information security program that addresses the remaining six required minimum elements that are detailed in the OMB *Compliance Supplement*, Part Five, Student Financial Assistance Cluster, Special Tests and Provisions, item 11, Gramm-Leach-Bliley Act – Student Information Security. Our procedures in relation to these two items were limited to inquiry of and obtaining written representation from management and obtaining and reading management’s documentation related to these two items. Our procedures did not include an analysis of the adequacy or completeness of the minimum required elements of the institution’s information security program.

### **Report on Internal Control Over Compliance**

*A deficiency in internal control over compliance* exists when the design or operation of a control over compliance does not allow management or employees, in the normal course of performing their assigned functions, to prevent, or detect and correct, noncompliance with a type of compliance requirement of a federal program on a timely basis. *A material weakness in internal control over compliance* is a deficiency, or combination of deficiencies, in internal control over compliance, such that there is a reasonable possibility that material noncompliance with a type of compliance requirement of a federal program will not be prevented, or detected and corrected, on a timely basis. *A significant deficiency in internal control over compliance* is a deficiency, or a combination of deficiencies, in internal control over compliance with a type of compliance requirement of a federal program that is less severe than a material weakness in internal control over compliance, yet important enough to merit attention by those charged with governance.

Our consideration of internal control over compliance was for the limited purpose described in the Auditors’ Responsibilities for the Audit of Compliance section above and was not designed to identify all deficiencies in internal control over compliance that might be material weaknesses or significant deficiencies in internal control over compliance. Given these limitations, during our audit we did not identify any deficiencies in internal control over compliance that we consider to be material weaknesses, as defined above. However, material weaknesses or significant deficiencies in internal control over compliance may exist that were not identified.

Our audit was not designed for the purpose of expressing an opinion on the effectiveness of internal control over compliance. Accordingly, no such opinion is expressed.



The purpose of this report on internal control over compliance is solely to describe the scope of our testing of internal control over compliance and the results of that testing based on the requirements of the Uniform Guidance. Accordingly, this report is not suitable for any other purpose.

*PricewaterhouseCoopers LLP*

January 15, 2026

**University of Michigan  
 Schedule of Findings and Questioned Costs  
 For the Year Ended June 30, 2025**

---

**Section I – Summary of Auditors’ Results**

**Financial Statements**

Type of auditor’s report issued:

Unmodified opinion

Internal control over financial reporting:

- Material weakness(es) identified?  Yes  No
- Significant deficiency(ies) identified not considered to be material weaknesses?  Yes  None reported
- Noncompliance material to financial statements noted?  Yes  No

**Federal Awards**

Internal control over major programs:

- Material weakness(es) identified?  Yes  No
- Significant deficiency(ies) identified not considered to be material weakness(es)?  Yes  None reported

Type of auditor’s report issued on compliance for major programs:

Unmodified opinion

Any audit findings disclosed that are required to be reported in accordance with 2 CFR 200.516(a)?

Yes  No

Identification of major programs:

Assistance Listing Number  
 Various  
 93.658

Assistance Listing Program Title or Cluster  
 Student Financial Assistance Cluster  
 Foster Care Title IV-E

Dollar threshold used to distinguish between Type A and Type B programs:

\$ 5,501,381

Auditee qualified as low-risk auditee?

Yes  No

**Section II – Financial Statement Findings**

None.

**University of Michigan  
Schedule of Findings and Questioned Costs  
For the Year Ended June 30, 2025**

---

**Section III – Federal Award Findings and Questioned Costs**

None.

**University of Michigan**  
**Summary Schedule of Prior Audit Findings**  
**For the Year Ended June 30, 2025**

---

There are no findings from prior years that require a status update.