

University of Michigan
Report on Federal Awards in Accordance
with the Uniform Guidance
For the Year Ended June 30, 2024
EIN 38-6006309

University of Michigan
Table of Contents

Pages (s)

Part I – Financial Information

Report of Independent Auditors	1-4
Management’s Discussion and Analysis (Unaudited).....	5-29
Basic Financial Statements:	
Consolidated Financial Statements	20-33
Discretely Presented Component Unit:	
Statement of Net Position.....	34
Statement of Revenues, Expenses and Changes in Net Position	35
Statement of Fiduciary Net Position	36
Statement of Changes in Fiduciary Net Position.....	37
Notes to Consolidated Financial Statements	38-91
Required Supplementary Information (Unaudited).....	92-98
Supplementary Information:	
Schedule of Expenditures of Federal Awards	99-194
Notes to Schedule of Expenditures of Federal Awards.....	195-196

Part II – Reports on Internal Controls and Compliance

Report of Independent Auditors on Internal Control Over Financial Reporting and on Compliance and Other Matters Based on an Audit of Financial Statements Performed in Accordance with <i>Government Auditing Standards</i>	197-198
Report of Independent Auditors on Compliance for Each Major Program and on Internal Control Over Compliance Required by Uniform Guidance	199-201

Part III – Findings

Schedule of Findings and Questioned Costs	202-203
Summary Schedule of Prior Audit Findings	204-205



Report of Independent Auditors

To the Regents of the University of Michigan

Report on the Audit of the Financial Statements

Opinions

We have audited the accompanying financial statements of the business-type activities, the discretely presented component unit, and the fiduciary activities of the University of Michigan (the “University”) as of and for the years ended June 30, 2024 and 2023, including the related notes, which collectively comprise the University’s basic financial statements as listed in the table of contents.

In our opinion, based on our audit and the report of the other auditors with respect to the University’s 2023 basic financial statements, the accompanying financial statements present fairly, in all material respects, the respective financial position of the business-type activities, the discretely presented component unit, and the fiduciary activities of the University as of June 30, 2024 and 2023, and the respective changes in financial position and, where applicable, cash flows thereof for the years then ended in accordance with accounting principles generally accepted in the United States of America.

We did not audit the financial statements of Sparrow Health System, which represent \$1.6 billion and \$1.3 billion, respectively, of the assets and revenues of the University’s business-type activities, or the fiduciary activities of Sparrow Health System, which represent \$676 million and \$161 million, respectively, of the total assets and decrease in fiduciary net position of the University’s fiduciary activities as of and for the year ended June 30, 2023. We also did not audit the financial statements of PHP Holdings, LLC, the University’s discretely presented component unit, which statements reflect total assets of \$73.3 million as of December 31, 2022 and a decrease in net position of \$20.9 million for the year then ended. Those statements were audited by other auditors whose reports thereon have been furnished to us, and our opinions, insofar as they relate to the amounts included for Sparrow Health System and PHP Holdings, LLC are based solely on the reports of the other auditors.



Basis for Opinions

We conducted our audit in accordance with auditing standards generally accepted in the United States of America (US GAAS) and the standards applicable to financial audits contained in *Government Auditing Standards*, issued by the Comptroller General of the United States. Our responsibilities under those standards are further described in the Auditors' Responsibilities for the Audit of the Financial Statements section of our report. We are required to be independent of the University and to meet our other ethical responsibilities in accordance with the relevant ethical requirements relating to our audit. We believe that the audit evidence we have obtained is sufficient and appropriate to provide a basis for our audit opinions.

The financial statements of PHP Holdings, LLC, the University's discretely presented component unit, as of and for the year ended June 30, 2023, were not audited in accordance with *Governmental Auditing Standards*.

Responsibilities of Management for the Financial Statements

Management is responsible for the preparation and fair presentation of the financial statements in accordance with accounting principles generally accepted in the United States of America; and for the design, implementation, and maintenance of internal control relevant to the preparation and fair presentation of financial statements that are free from material misstatement, whether due to fraud or error.

In preparing the financial statements, management is required to evaluate whether there are conditions or events, considered in the aggregate, that raise substantial doubt about the University's ability to continue as a going concern for twelve months beyond the financial statement date, including any currently known information that may raise substantial doubt shortly thereafter.

Auditors' Responsibilities for the Audit of the Financial Statements

Our objectives are to obtain reasonable assurance about whether the financial statements as a whole are free from material misstatement, whether due to fraud or error, and to issue an auditors' report that includes our opinions. Reasonable assurance is a high level of assurance but is not absolute assurance and therefore is not a guarantee that an audit conducted in accordance with US GAAS and *Government Auditing Standards* will always detect a material misstatement when it exists. The risk of not detecting a material misstatement resulting from fraud is higher than for one resulting from error, as fraud may involve collusion, forgery, intentional omissions, misrepresentations, or the override of internal control. Misstatements are considered material if there is a substantial likelihood that, individually or in the aggregate, they would influence the judgment made by a reasonable user based on the financial statements.



In performing an audit in accordance with US GAAS and *Government Auditing Standards*, we:

- Exercise professional judgment and maintain professional skepticism throughout the audit.
- Identify and assess the risks of material misstatement of the financial statements, whether due to fraud or error, and design and perform audit procedures responsive to those risks. Such procedures include examining, on a test basis, evidence regarding the amounts and disclosures in the financial statements.
- Obtain an understanding of internal control relevant to the audit in order to design audit procedures that are appropriate in the circumstances, but not for the purpose of expressing an opinion on the effectiveness of the University's internal control. Accordingly, no such opinion is expressed.
- Evaluate the appropriateness of accounting policies used and the reasonableness of significant accounting estimates made by management, as well as evaluate the overall presentation of the financial statements.
- Conclude whether, in our judgment, there are conditions or events, considered in the aggregate, that raise substantial doubt about the University's ability to continue as a going concern for a reasonable period of time.

We are required to communicate with those charged with governance regarding, among other matters, the planned scope and timing of the audit, significant audit findings, and certain internal control-related matters that we identified during the audit.

Required Supplemental Information

Accounting principles generally accepted in the United States of America require that the accompanying management's discussion and analysis on pages 5 through 29 and required supplementary information for the pension plan and postemployment benefits on pages 92 through 98 be presented to supplement the basic financial statements. Such information is the responsibility of management, although not a part of the basic financial statements, is required by the Governmental Accounting Standards Board who considers it to be an essential part of financial reporting for placing the basic financial statements in an appropriate operational, economic, or historical context. We and the other auditors have applied certain limited procedures to the required supplementary information in accordance with auditing standards generally accepted in the United States of America, which consisted of inquiries of management about the methods of preparing the information and comparing the information for consistency with management's responses to our inquiries, the basic financial statements, and other knowledge we obtained during our audit of the basic financial statements. We do not express an opinion or provide any assurance on the information because the limited procedures do not provide us with sufficient evidence to express an opinion or provide any assurance.



Supplemental Information

Our audit was conducted for the purpose of forming opinions on the financial statements that collectively comprise the University's basic financial statements. The accompanying schedule of expenditures of federal awards for the year ended June 30, 2024 is presented for purposes of additional analysis as required by Title 2 U.S. *Code of Federal Regulations* Part 200, *Uniform Administrative Requirements, Cost Principles, and Audit Requirements for Federal Awards* (Uniform Guidance) and is not a required part of the basic financial statements.

The accompanying schedule of expenditures of federal awards is the responsibility of management and was derived from and relates directly to the underlying accounting and other records used to prepare the basic financial statements. Such information has been subjected to the auditing procedures applied in the audit of the basic financial statements and certain additional procedures, including comparing and reconciling such information directly to the underlying accounting and other records used to prepare the basic financial statements or to the basic financial statements themselves, and other additional procedures in accordance with auditing standards generally accepted in the United States of America. In our opinion, the schedule of expenditures of federal awards is fairly stated, in all material respects, in relation to the basic financial statements taken as a whole.

Other Reporting Required by *Government Auditing Standards*

In accordance with *Government Auditing Standards*, we have also issued our report dated October 17, 2024 on our consideration of the University's internal control over financial reporting and on our tests of its compliance with certain provisions of laws, regulations, contracts and grant agreements and other matters for the year ended June 30, 2024. The purpose of that report is solely to describe the scope of our testing of internal control over financial reporting and compliance and the results of that testing and not to provide an opinion on the effectiveness of internal control over financial reporting or on compliance. That report is an integral part of an audit performed in accordance with *Government Auditing Standards* in considering the University's internal control over financial reporting and compliance.

PricewaterhouseCoopers LLP

October 17, 2024

UNIVERSITY OF MICHIGAN

Management's Discussion and Analysis (Unaudited)

Introduction

The following discussion and analysis provides an overview of the financial position of the University of Michigan (the "University") at June 30, 2024 and 2023 and its activities for the two fiscal years ended June 30, 2024. This discussion has been prepared by management and should be read in conjunction with the consolidated financial statements and the notes thereto, which follow this section.

The University is a comprehensive public institution of higher learning with over 66,000 students and approximately 8,900 faculty members on three campuses in southeast Michigan. The University offers a diverse range of degree programs from baccalaureate to post-doctoral levels through 19 schools and colleges, and contributes to the state and nation through related research and public service programs. The University also has a nationally renowned health system which includes the University of Michigan Health ("UMH"), the University's Medical School, Michigan Health Corporation (a wholly-owned corporation created for joint venture and managed care initiatives) and UM Health (a wholly-owned corporation created to hold and develop the University's statewide network of hospitals, hospital joint ventures and other hospital affiliations, primarily consisting of UM Health-Sparrow and UM Health-West).

The University consistently ranks among the nation's top universities by various measures of quality, both in general academic terms and in terms of strength of offerings, in specific academic disciplines and professional subjects. Research is central to the University's mission and a key aspect of its strong reputation among educational institutions. The University is widely recognized for the breadth and excellence of its research enterprise as well as for the exceptional level of cooperation across disciplines, which allows faculty and students to address the full complexity of real-world challenges. The University's health system also has a tradition of excellence in teaching, advancement of medical science and patient care, consistently ranking among the best health care systems in the nation.

UNIVERSITY OF MICHIGAN

Management’s Discussion and Analysis (Unaudited)—Continued

Financial Highlights

The University’s financial position remains strong, with total assets and deferred outflows of \$35.4 billion and total liabilities and deferred inflows of \$13.1 billion at June 30, 2024, compared to total assets and deferred outflows of \$34.0 billion and total liabilities and deferred inflows of \$13.3 billion at June 30, 2023. Net position, which represents the residual interest in the University’s total assets and deferred outflows after total liabilities and deferred inflows are deducted, totaled \$22.3 billion and \$20.7 billion at June 30, 2024 and 2023, respectively. Changes in net position represent the University’s results of operations and are summarized for the years ended June 30 as follows:

	2024	2023	2022
	(in millions)		
Operating revenues, educational appropriations and supplemental appropriations	\$ 12,433	\$ 11,377	\$ 9,505
Federal economic relief funds	6	34	152
Private gifts for operating activities	250	193	219
Operating and interest expenses	(13,447)	(12,699)	(10,668)
	(758)	(1,095)	(792)
Net investment income	1,933	1,078	336
Endowment, capital gifts and grants, and other	446	173	251
Increase (decrease) in net position	<u>\$ 1,621</u>	<u>\$ 156</u>	<u>\$ (205)</u>

During 2023, the University adopted Governmental Accounting Standards Board (“GASB”) Statement No. 100, *Accounting Changes and Error Corrections* (“GASB 100”), which enhances accounting and financial reporting requirements for accounting changes and error corrections to provide more relevant information for making decisions and assessing accountability. The adoption of GASB 100 has been reflected at the beginning of the earliest period presented in the consolidated financial statements, or July 1, 2022.

During 2023, the University also adopted GASB Statement No. 96, *Subscription-Based Information Technology Arrangements* (“GASB 96”), which establishes accounting and financial reporting requirements for subscription-based information technology arrangements (“SBITAs”). The statement requires the University to recognize right-to-use assets and related subscription liabilities for SBITAs that were previously recognized as outflows of resources. The adoption of GASB 96 has been reflected at the beginning of the earliest period presented in the consolidated financial statements, or July 1, 2022.

UNIVERSITY OF MICHIGAN

Management’s Discussion and Analysis (Unaudited)—Continued

On April 1, 2023, the University completed an affiliation with the Sparrow Health System, a community health care provider in Lansing, Michigan, pursuant to which UM Health became the sole corporate member of the Sparrow Health System. The Sparrow Health System operates multiple hospitals with a combined 845 licensed beds, as well as outpatient clinics throughout Mid-Michigan. In accordance with GASB 100, this membership substitution was considered a change in reporting entity and included in the consolidated financial statements as if it occurred at the beginning of the reporting period. The University recognized, measured and combined the assets, deferred outflows, liabilities, deferred inflows and net position of the Sparrow Health System based upon GASB accounting principles applied at July 1, 2022. In connection with this affiliation, the University also received a majority equity interest in PHP Holdings, LLC, which is reported as a discretely presented component unit within the basic financial statements.

The impact of the affiliation with the Sparrow Health System and the adoption of GASB 96 has been reflected at the beginning of the earliest period presented in the consolidated financial statements, or July 1, 2022, and is summarized as follows:

	June 30, 2022 As Previously Reported	Sparrow Health System Affiliation	GASB 96 Adoption	July 1, 2022 As Restated
	(in millions)			
Current assets	\$ 6,578	\$ 343		\$ 6,921
Noncurrent assets	24,809	1,429	\$ 40	26,278
Total assets	31,387	1,772	40	33,199
Deferred outflows	1,045	6		1,051
Current liabilities	2,827	266	11	3,104
Noncurrent liabilities	9,514	250	29	9,793
Total liabilities	12,341	516	40	12,897
Deferred inflows	793	2		795
Net position	\$ 19,298	\$ 1,260	\$ -	\$ 20,558

For purposes of management’s discussion and analysis, the consolidated statement of net position, consolidated statement of revenues, expenses and changes in net position and the consolidated statement of cash flows presented for the year ended June 30, 2022 do not reflect the impact of these items.

UNIVERSITY OF MICHIGAN

Management's Discussion and Analysis (Unaudited)—Continued

The results of operations reflect the University's emphasis on maintaining its national standards in academics, research and health care, within a competitive recruitment environment for faculty, staff and health care professionals; and a period of constrained base state appropriations and rising health care, regulatory and facility costs. The University is addressing these risks through aggressive cost cutting and productivity gains designed to help preserve access to affordable higher education and healthcare for Michigan families. To achieve sustainable long-term goals for cost cutting and productivity gains, the University is also strategically utilizing resources to support enterprise-wide information technology projects and other initiatives.

The University's long-term investment strategy combined with its endowment spending policy serves to insulate operations from expected volatility in the capital markets and provides for a stable and predictable level of spending distributions from the endowment. The success of the University's long-term investment strategy is evidenced by strong returns over sustained periods of time and the ability to limit losses in the face of challenging markets.

The University invests its financial assets in pools with distinct risk and liquidity characteristics based on its needs, with a majority of its financial assets invested in two such pools. The University's working capital is primarily invested in relatively short duration, liquid assets, through its Daily and Monthly Portfolios, while the endowment is primarily invested, along with the noncurrent portion of insurance and benefits reserves, in an equity oriented long-term strategy through its Long Term Portfolio.

Using the Basic Financial Statements

The University's financial report includes: the Consolidated Statement of Net Position; the Consolidated Statement of Revenues, Expenses and Changes in Net Position; the Consolidated Statement of Cash Flows; the Discretely Presented Component Unit Statement of Net Position; the Discretely Presented Component Unit Statement of Revenues, Expenses, and Changes in Net Position; the Statement of Fiduciary Net Position; and the Statement of Changes in Fiduciary Net Position. These basic financial statements are prepared in accordance with GASB principles, which establish standards for external financial reporting for public colleges and universities. The University's business-type activities are reported in the consolidated financial statements and the discretely presented component unit financial statements, while its fiduciary activities are reported in the fiduciary financial statements.

UNIVERSITY OF MICHIGAN

Management’s Discussion and Analysis (Unaudited)—Continued

Consolidated Statement of Net Position

The consolidated statement of net position presents the financial position of the University at the end of the fiscal year and includes all assets, deferred outflows, liabilities and deferred inflows of the University. The difference between total assets and deferred outflows as compared to total liabilities and deferred inflows – net position – is one indicator of the current financial condition of the University, while the change in net position is an indication of whether the overall financial condition has improved or worsened during the year. The University’s assets, deferred outflows, liabilities, deferred inflows and net position at June 30 are summarized as follows:

	2024	2023	2022
	(in millions)		
Current assets	\$ 5,913	\$ 6,152	\$ 6,578
Noncurrent assets:			
Endowment, life income and other investments	20,573	19,318	17,838
Capital assets, net	7,571	7,089	6,266
Other	411	377	705
Total assets	34,468	32,936	31,387
Deferred outflows	1,012	1,074	1,045
Current liabilities	3,127	2,829	2,827
Noncurrent liabilities	8,780	9,065	9,514
Total liabilities	11,907	11,894	12,341
Deferred inflows	1,238	1,402	793
Net position	\$ 22,335	\$ 20,714	\$ 19,298

The University continues to maintain and protect its strong financial foundation. This financial health, as reflected in the University’s net position, results from the prudent utilization of financial resources including careful cost controls, preservation of endowment funds, conservative utilization of debt and adherence to a long-range capital plan for the maintenance and replacement of the physical plant.

Current assets consist primarily of cash and cash equivalents, operating and capital investments, and accounts receivable and decreased \$0.3 billion to \$5.9 billion at June 30, 2024, as compared to \$6.2 billion at June 30, 2023. Cash, cash equivalents and investments for operating activities totaled \$3.3 billion at June 30, 2024, which represents approximately three months of total expenses excluding depreciation.

UNIVERSITY OF MICHIGAN

Management’s Discussion and Analysis (Unaudited)—Continued

Deferred outflows represent the consumption of net assets attributable to a future period and are primarily associated with the University’s obligations for postemployment benefits, debt and derivative activity, and the defined benefit pension plans for UM Health-Sparrow and UM Health-West. Deferred outflows totaled \$1.0 billion and \$1.1 billion at June 30, 2024 and 2023, respectively.

Current liabilities consist primarily of accounts payable, accrued compensation, unearned revenue, commercial paper, the current portion of bonds payable and net long-term bonds payable subject to remarketing, and totaled \$3.1 billion and \$2.8 billion at June 30, 2024 and 2023, respectively.

Deferred inflows represent the acquisition of net assets attributable to a future period and are primarily associated with the University’s obligations for postemployment benefits, the defined benefit pension plans for UM Health-Sparrow and UM Health-West, and irrevocable split-interest agreements. Deferred inflows totaled \$1.2 billion and \$1.4 billion at June 30, 2024 and 2023, respectively.

Endowment, Life Income and Other Investments

The composition of the University’s endowment, life income and other investments at June 30 is summarized as follows:

	2024	2023	2022
	(in millions)		
Endowment investments	\$ 19,166	\$ 17,876	\$ 17,347
Life income investments	182	174	178
Noncurrent portion of insurance and benefits obligations investments	367	326	291
Other	858	942	22
	\$ 20,573	\$ 19,318	\$ 17,838

The University’s endowment funds consist of both permanent endowments and funds functioning as endowment. Permanent endowments are those funds received from donors with the stipulation that the principal remain intact and be invested in perpetuity to produce income that is to be expended for the purposes specified by the donors. Funds functioning as endowment consist of restricted gifts or unrestricted funds that have been allocated by the University for long-term investment purposes, but are not limited by donor stipulations requiring the University to preserve principal in perpetuity. Programs supported by endowment funds include scholarships, fellowships, professorships, research efforts and other important programs and activities.

UNIVERSITY OF MICHIGAN

Management's Discussion and Analysis (Unaudited)—Continued

The University uses its endowment funds to support operations in a way that strikes a balance between generating a predictable stream of annual support for current needs and preserving the purchasing power of the endowment funds for future periods. A majority of the endowment is maintained in the University Endowment Fund (“UEF”), a unitized pool which represents a collection of over 13,000 separate funds, the majority of which are restricted for specific purposes. The UEF is invested in the University’s Long Term Portfolio, a single diversified investment pool.

The endowment spending rule provides for distributions from the UEF to the participants that benefit from the endowment fund. The annual distribution rate is 4.5 percent of the one-quarter lagged seven year moving average fair value of UEF shares. This spending rule is one element of an ongoing financial management strategy that has allowed the University to effectively weather the uncertainties of challenging economic environments.

To protect endowment principal in the event of a prolonged market downturn, distributions are limited to 5.3 percent of the current fair value of fund shares. Capital gains or income generated above the endowment spending rate are reinvested so that in lean times funds will be available for distribution. In addition, participants may also use withdrawals from funds functioning as endowment to support capital expenditures and operations.

Endowment spending rate distributions totaled \$506 million and \$470 million and withdrawals from funds functioning as endowment totaled \$80 million and \$20 million in 2024 and 2023, respectively. Total spending rate distributions combined with withdrawals from funds functioning as endowment averaged 4.3 percent and 3.9 percent of the current year average fair value of the UEF for 2024 and 2023, respectively. Over the past ten years, total spending rate distributions combined with withdrawals from funds functioning as endowment averaged 4.2 percent.

The University participates in certain split-interest agreements and currently holds life income funds for beneficiaries of the pooled income fund, charitable remainder trusts and the gift annuity program. These funds generally pay lifetime income to beneficiaries, after which the principal is made available to the University in accordance with donor intentions.

UNIVERSITY OF MICHIGAN

Management's Discussion and Analysis (Unaudited)—Continued

Capital and Debt Activities

One of the critical factors in continuing the quality of the University's academic, research and clinical programs is the development and renewal of capital assets. The University continues to implement its long-range plan to maintain and modernize its existing infrastructure and strategically invest in new construction.

Capital asset additions totaled \$1.2 billion in 2024 as compared to \$817 million in 2023. Capital asset additions primarily represent renovation and new construction of academic, research and clinical facilities, as well as significant investments in equipment, including information technology. Current year capital asset additions were primarily funded with net position and gifts designated for capital purposes of \$833 million, as well as debt proceeds of \$322 million and state capital appropriations of \$25 million.

Construction in progress, which totaled \$1.2 billion and \$659 million at June 30, 2024 and 2023, respectively, includes construction of new patient care, academic, research and residential facilities.

The D. Dan and Betty Kahn Health Care Pavilion at UMH is a new 690,000 square foot clinical inpatient tower under construction. The 12-story hospital will house 264 private rooms capable of converting to intensive care, a state-of-the-art neurosciences center, and high-level specialty care services for cardiovascular and thoracic patients, along with advanced imaging. Locating these services together will enable healthcare providers to quickly respond to complex cases and deliver state-of-the-art treatments. The design will also allow for the relocation of 110 beds currently in semi-private rooms at University Hospital to this new facility, which will improve patient safety, quality and experience, while creating space for family members to participate in their loved one's care, healing and recovery. This project is scheduled to be completed in spring 2025.

The Hadley Family Recreation and Well-Being Center is a new 200,000 square foot facility under construction which will replace the former Central Campus Recreation Building. The new facility will include modern gymnasiums, a walking and jogging track, spaces for weight and cardiovascular training, group exercise rooms, aquatics, climbing areas, courts for squash and racquetball, locker rooms and administrative space. The center is designed to enable greater access and opportunity for students, faculty and staff to improve their health and well-being as well as build a sense of community. This project is scheduled to be completed in spring 2025.

UNIVERSITY OF MICHIGAN

Management’s Discussion and Analysis (Unaudited)—Continued

The Leinweber Computer Science and Information Building under construction will be the new home for the University’s School of Information (“UMSI”) and provide expansion space for the Computer Science and Engineering (“CSE”) Division of Michigan Engineering, bringing these two units together under one roof for the first time. This 163,000 square foot state-of-the-art facility will strengthen the collaboration between the two disciplines to develop breakthrough technologies, conduct innovative research and facilitate an innovative learning environment. It will also provide much-needed space to meet the increasing demand for computer science and information graduates for research, industry and education. This new north campus building will connect to the existing Bob and Betty Beyster Building, current home of CSE, and bring together UMSI’s community, which is currently spread across multiple buildings on central campus including leased space. This project is scheduled to be completed in summer 2025.

The new Central Campus Residential Development will enable the University to respond to the increasing demand of a growing student body for affordable, central campus housing. Along with living spaces for 2,300 undergraduate students in five residence halls, the development located between East Hoover Avenue and Hill Street will also include a 900-seat dining facility with geothermal-exchange heating and cooling, green courtyards and quadrangles, a broad pedestrian walkway, spaces for student activities and several sustainability features. The housing plan is designed to align with the University’s stated carbon neutrality goals and Leadership in Energy and Environmental Design Platinum certification requirements. This project is scheduled to be completed in summer 2026.

The University of Michigan Center for Innovation (“UMCI”), a new 200,000 square foot academic building under construction in downtown Detroit, will include a world-class research, education and entrepreneurship center designed to advance innovation and talent-focused community development to propel city, region and statewide job creation and inclusive economic growth by stimulating development in the city of Detroit. Programming at the UMCI will offer a mixed-model approach that includes both masters’ degrees and workforce development programs that will focus on technology and innovation. This project is scheduled to be completed in spring 2027.

Projects completed in 2024 include building renovation for UMH specialty and mail order pharmacy program expansion, and Michigan Stadium scoreboard replacement with new technology to improve reliability, efficiency, serviceability and the overall fan experience.

UNIVERSITY OF MICHIGAN

Management’s Discussion and Analysis (Unaudited)—Continued

The University is aware of its financial stewardship responsibility and works diligently to manage its financial resources effectively, including the prudent use of debt to finance capital projects. A strong debt rating is an important indicator of the University’s success in this area. In 2024, S&P Global affirmed its highest credit rating (AAA) for bonds backed by a broad revenue pledge based on the University’s robust enrollment and demand, exceptional student quality, retention and graduation rates, strong reputation of the University’s health system, excellent balance sheet, exceptional research presence and manageable debt burden. Moody’s also affirmed its highest credit rating (Aaa) based on the University’s exceptional brand and strategic positioning, strong student demand, substantial research funding, peer leading philanthropy, market leading reputation of the University’s health system, and strong budgetary and planning framework.

Long-term debt activity for the years ended June 30 is summarized as follows:

2024				
	Beginning Balance	Additions	Reductions	Ending Balance
	(in millions)			
Commercial paper	\$ 132	\$ 62	\$ 4	\$ 190
Bonds	5,271		451	4,820
Line of credit	52		52	-
Other	-	60	60	-
	\$ 5,455	\$ 122	\$ 567	\$ 5,010
2023				
	Beginning Balance	Additions	Reductions	Ending Balance
	(in millions)			
Commercial paper	\$ 141		\$ 9	\$ 132
Bonds	5,440	\$ 88	257	5,271
Line of credit	14	38		52
	\$ 5,595	\$ 126	\$ 266	\$ 5,455

The University utilizes commercial paper, backed by a general revenue pledge, to provide interim financing for its capital improvement program. Outstanding commercial paper is converted to long-term debt financing as appropriate, within the normal course of business. Certain outstanding bonds are also supported by the University’s general revenue pledge.

During 2024, the University utilized proceeds from the issuance of \$62 million of taxable commercial paper to refund \$62 million of existing general revenue bonds.

UNIVERSITY OF MICHIGAN

Management’s Discussion and Analysis (Unaudited)—Continued

During 2024, the Sparrow Obligated Group, a group comprised of five UM Health-Sparrow hospitals whose collective revenues are pledged in support of all UM Health-Sparrow debt issuances, used existing resources of \$102 million to retire Michigan Finance Authority Hospital Revenue Bonds Series 2017A and 2017B. The Sparrow Obligated Group also established three escrow funds using existing resources of \$155 million to legally defease \$66 million of Michigan Finance Authority Hospital Revenue Bonds Series 2015, \$77 million of Michigan Finance Authority Hospital Revenue Bonds Series 2022A and \$11 million of Michigan Finance Authority Hospital Revenue Bonds Series 2022B, resulting in a gain on defeasance of \$23 million which was recognized into other nonoperating revenues.

During 2024, the University acquired three separate legal entities to facilitate the purchase of property in connection with its Central Campus Residential Development project. This acquisition resulted in an increase to capital assets of \$60 million and debt of \$60 million. The University utilized existing resources to fully extinguish the debt associated with the acquisition of these entities during the current year.

During 2023, the Sparrow Obligated Group issued \$77 million of fixed rate, taxable Michigan Finance Authority Hospital Revenue Bonds Series 2022A with a net original issue premium of \$11 million. Total bond proceeds of \$88 million were utilized to refund \$87 million of existing bonds and provide \$1 million for bond issuance costs.

The composition of the University’s debt at June 30 is summarized as follows:

	2024	2023	2022
	(in millions)		
Variable rate:			
Commercial paper	\$ 190	\$ 132	\$ 141
Bonds	372	451	426
Line of credit		52	
Fixed rate bonds	4,448	4,820	4,639
	\$ 5,010	\$ 5,455	\$ 5,206

A significant portion of the University’s variable rate bonds are subject to remarketing and, in accordance with GASB requirements, such debt is classified as current unless supported by liquidity arrangements such as lines of credit or standby bond purchase agreements which could refinance the debt on a long-term basis. In the event that variable rate bonds are put back to the University by the debt holder, management believes that the use of remarketing agents as well as the University’s strong credit rating will ensure that the bonds will be remarketed within a reasonable period of time.

UNIVERSITY OF MICHIGAN

Management's Discussion and Analysis (Unaudited)—Continued

While fixed rate bonds typically have a higher effective rate of interest at the date of issuance as compared to variable rate bonds, they reduce the volatility of required debt service payments and do not require liquidity support such as lines of credit, standby bond purchase agreements or internal liquidity.

Effective interest rates averaged 3.6 percent and 3.5 percent in 2024 and 2023, respectively. Interest expense on long-term debt totaled \$171 million and \$184 million in 2024 and 2023, respectively.

Obligations for Defined Benefit Pension Plans

UM Health-Sparrow and UM Health-West have defined benefit pension plans that cover a significant number of their employees, and generally provide benefits based on years of service and employee earnings. Obligations for defined benefit pension plans, net totaled \$(36) million and \$15 million at June 30, 2024 and 2023, respectively. The decrease in the reported net liability at June 30, 2024 was driven primarily by an increase in the underlying discount rates and an increase in the value of plan assets.

Obligations for Postemployment Benefits

Using current actuarial assumptions, and presuming a continuation of the current level of benefits, the University's obligations for postemployment benefits totaled \$4.0 billion at June 30, 2024 as compared to \$3.7 billion at June 30, 2023. The increase in the reported liability at June 30, 2024 was driven primarily by an increase in both health care claims cost experience and health care claims trend assumption rates, offset by a change in cost estimates. Since a portion of retiree medical services will be provided by the University's health system, this liability is net of the related margin and fixed costs associated with providing those services which totaled \$214 million and \$620 million at June 30, 2024 and 2023, respectively.

By implementing a series of health benefit initiatives over the past several years, the University has favorably impacted its total liability for postemployment benefits by \$1.8 billion at June 30, 2024. These initiatives have included cost sharing changes, elimination of Medicare Part B reimbursements for certain retirees and the adjustment of retirement eligibility criteria.

UNIVERSITY OF MICHIGAN

Management’s Discussion and Analysis (Unaudited)—Continued

Net Position

Net position represents the residual interest in the University’s assets and deferred outflows after liabilities and deferred inflows are deducted. The composition of the University’s net position at June 30 is summarized as follows:

	2024	2023	2022
	(in millions)		
Net investment in capital assets	\$ 4,977	\$ 3,964	\$ 3,522
Restricted:			
Nonexpendable:			
Permanent endowment corpus	3,221	2,959	2,822
Expendable:			
Net appreciation of permanent endowments	4,002	3,668	3,589
Funds functioning as endowment	3,636	3,386	3,218
Restricted for operations and other	837	800	807
Unrestricted	5,662	5,937	5,340
	<u>\$ 22,335</u>	<u>\$ 20,714</u>	<u>\$ 19,298</u>

Net investment in capital assets represents the University’s capital assets, net of accumulated depreciation, outstanding principal balances of debt, lease and subscription liabilities, unexpended bond proceeds, deferred outflows and deferred inflows associated with the acquisition, construction or improvement of those assets.

Restricted nonexpendable net position represents the corpus portion (historical value) of gifts to the University’s permanent endowment funds. Restricted expendable net position is subject to externally imposed stipulations governing their use and includes net appreciation of permanent endowments, funds functioning as endowment and net position restricted for operations, facilities and student loan programs. Restricted expendable net position increased 8 percent, or \$621 million, to \$8.5 billion at June 30, 2024, as compared to \$7.9 billion at June 30, 2023.

Although unrestricted net position is not subject to externally imposed stipulations, substantially all of the University’s unrestricted net position has been designated for various academic programs, research initiatives and capital projects. Unrestricted net position at June 30, 2024 totaled \$5.7 billion and included funds functioning as endowment of \$8.3 billion offset by unfunded obligations for postemployment benefits of \$4.2 billion. Unrestricted net position at June 30, 2023 totaled \$5.9 billion and included funds functioning as endowment of \$7.9 billion offset by unfunded obligations for postemployment benefits of \$4.1 billion. Unrestricted net position also includes other net resources which totaled \$1.6 billion and \$2.1 billion at June 30, 2024 and 2023, respectively.

UNIVERSITY OF MICHIGAN

Management’s Discussion and Analysis (Unaudited)—Continued

Consolidated Statement of Revenues, Expenses and Changes in Net Position

The consolidated statement of revenues, expenses and changes in net position presents the University’s results of operations. In accordance with GASB reporting principles, revenues and expenses are classified as either operating or nonoperating. The University’s revenues, expenses and changes in net position for the years ended June 30 are summarized as follows:

	2024	2023	2022
	(in millions)		
Operating revenues:			
Net student tuition and fees	\$ 1,704.9	\$ 1,640.9	\$ 1,586.1
Sponsored programs	1,621.0	1,480.7	1,361.3
Patient care revenues, net	8,019.4	7,251.4	5,605.7
Other	602.5	555.6	507.1
	11,947.8	10,928.6	9,060.2
Operating expenses	13,263.7	12,503.2	10,548.4
Operating loss	(1,315.9)	(1,574.6)	(1,488.2)
Nonoperating and other revenues (expenses):			
State educational appropriations	414.2	392.5	391.6
State supplemental appropriations	6.3		
Federal Pell grants	65.1	55.3	53.6
Federal economic relief funds	5.8	33.8	151.9
Private gifts for operating activities	249.8	193.3	219.1
Net investment income	1,932.8	1,078.3	336.3
Interest expense	(183.4)	(195.7)	(119.7)
State capital appropriations	49.9	12.9	29.8
Endowment and capital gifts and grants	393.1	177.1	235.0
Other	3.2	(16.7)	(14.0)
Nonoperating and other revenues, net	2,936.8	1,730.8	1,283.6
Increase (decrease) in net position	1,620.9	156.2	(204.6)
Net position, beginning of year	20,713.7	19,298.5	19,503.1
Affiliation with the Sparrow Health System		1,259.0	
Net position, beginning of year, as restated	20,713.7	20,557.5	19,503.1
Net position, end of year	\$ 22,334.6	\$ 20,713.7	\$ 19,298.5

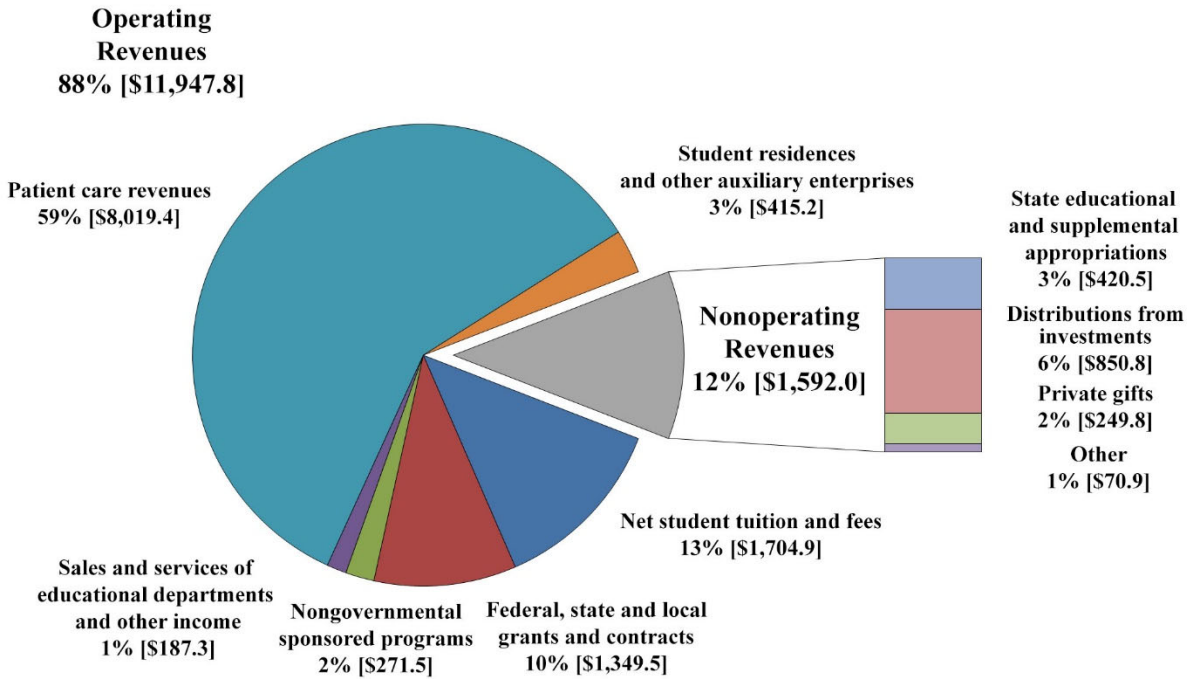
UNIVERSITY OF MICHIGAN

Management’s Discussion and Analysis (Unaudited)—Continued

One of the University’s greatest strengths is the diverse streams of revenue that supplement its student tuition and fees, including private support from individuals, foundations and corporations, along with government and other sponsored programs, state appropriations and investment income. The University continues to aggressively seek funding from all possible sources consistent with its mission in order to supplement student tuition and prudently manage the financial resources realized from these efforts to fund its operating activities, which include instruction, patient care and research.

The following is a graphic illustration of revenues by source, both operating and nonoperating, which are used to fund the University’s operating activities for the year ended June 30, 2024 (amounts are presented in millions of dollars). Certain recurring sources of the University’s revenues are considered nonoperating, as defined by GASB, such as state appropriations, distributions from investments, private gifts and federal Pell grants.

2024 Revenues for Operating Activities

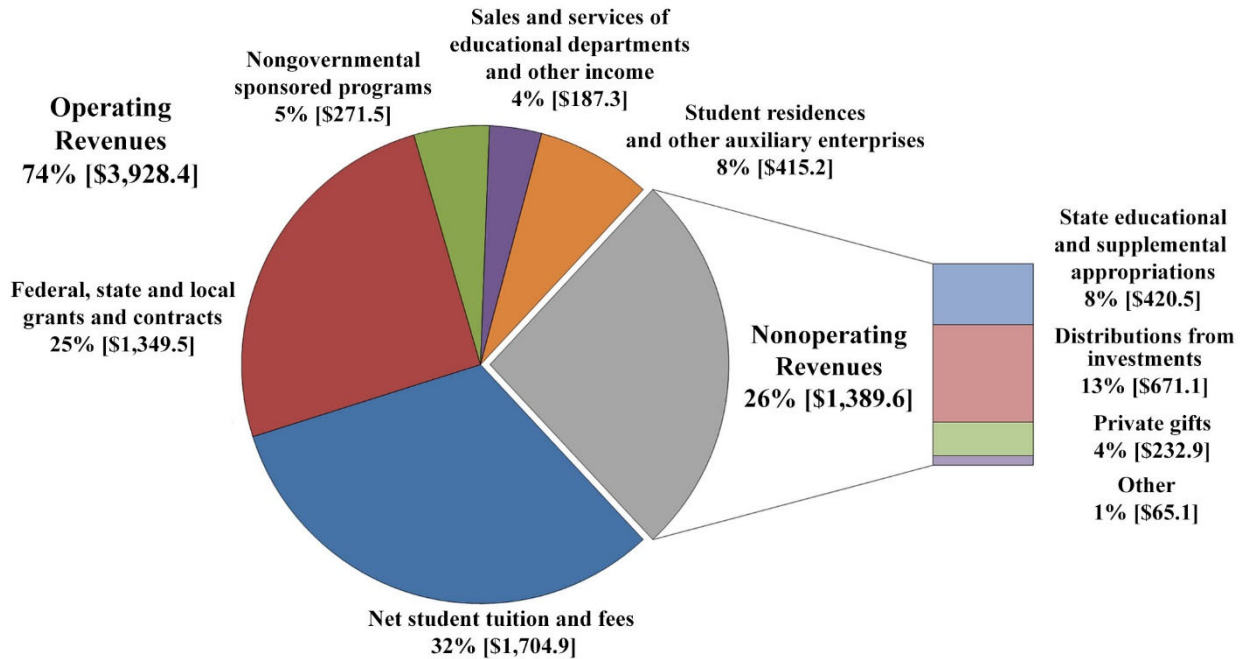


UNIVERSITY OF MICHIGAN

Management’s Discussion and Analysis (Unaudited)—Continued

The University measures its performance both for the University as a whole and for the University without its health system and other clinical activities. The exclusion of these activities allows a clearer view of the operations of the schools and colleges, as well as central administration. The following is a graphic illustration of University revenues by source, both operating and nonoperating, which are used to fund operating activities other than the health system and other clinical activities, for the year ended June 30, 2024 (amounts are presented in millions of dollars).

**2024 Revenues for Operating Activities
Excluding Revenues from the Health System and Other Clinical Activities**



Tuition and state educational appropriations are the primary sources of funding for the University’s academic programs. There is a relationship between the growth or reduction in state support and the University’s ability to restrain tuition fee increases. Together, net student tuition and fees and state educational appropriations increased 4 percent, or \$86 million to \$2.1 billion in 2024.

UNIVERSITY OF MICHIGAN

Management’s Discussion and Analysis (Unaudited)—Continued

For the years ended June 30, net student tuition and fees revenue consisted of the following components:

	2024	2023	2022
	(in millions)		
Student tuition and fees	\$ 2,308.3	\$ 2,186.8	\$ 2,085.0
Less scholarship allowances	603.4	545.9	498.9
	\$ 1,704.9	\$ 1,640.9	\$ 1,586.1

In 2024, net student tuition and fees revenue increased 4 percent, or \$64 million, to \$1.7 billion, which reflects an increase of 6 percent, or \$122 million, in gross student tuition and fees revenue offset by an increase of 11 percent, or \$58 million, in scholarship allowances. Tuition rate increases in 2024 were 2.9 percent for resident undergraduate students and 4.9 percent for both nonresident undergraduate students and most graduate students on the Ann Arbor campus, with a 4.4 percent and 4.9 percent tuition rate increase for most resident undergraduate students on the Dearborn and Flint campuses, respectively. During 2024, the University experienced growth in the number of students, as well as a shift in mix from nonresident to resident students.

Tuition rate increases in 2023 were 3.4 percent for resident undergraduate students and 3.9 percent for both nonresident undergraduate students and most graduate students on the Ann Arbor campus, with a 3.6 percent and 4.9 percent tuition rate increase for most resident undergraduate students on the Dearborn and Flint campuses, respectively. During 2023, the University experienced growth in the number of students, as well as a shift in mix from resident to nonresident students.

The University’s tuition rate increases have consistently been among the lowest in the state, even in years of significant reductions in state educational appropriations, which reflects a commitment to affordable higher education for Michigan families. In addition, the University has increased scholarship and fellowship expenses and related allowances to benefit students in financial need. The University’s long-term plan includes an ongoing commitment to cost containment and reallocating resources to the highest priorities to provide support for innovative new initiatives to maintain academic excellence and help students keep pace with the evolving needs of society.

While tuition and state educational appropriations fund a large percentage of University costs, private support is also essential to the University’s academic distinction. Private gifts for other than capital and endowment purposes totaled \$250 million in 2024, as compared to \$193 million in 2023.

UNIVERSITY OF MICHIGAN

Management’s Discussion and Analysis (Unaudited)—Continued

The University receives revenues for sponsored programs from various government agencies and private sources, which normally provide for both direct and indirect costs to perform these sponsored activities, with a significant portion related to federal research. Revenues for sponsored programs increased 9 percent, or \$140 million, to \$1.6 billion in 2024 driven primarily by increases in federally sponsored activity during this period.

Patient care revenues are principally generated within the University’s hospitals and ambulatory care facilities. Patient care revenues increased 11 percent, or \$768 million, to \$8.0 billion in 2024, due primarily to growth in patient volume as well as an increase in revenue per patient case.

For the years ended June 30, patient care revenues by source is summarized as follows:

	2024	2023	2022
	(in millions)		
University of Michigan Health	\$ 5,831.7	\$ 5,305.0	\$ 4,926.4
UM Health	2,010.8	1,787.7	522.4
Michigan Health Corporation	24.1	23.7	22.6
Other	152.8	135.0	134.3
	\$ 8,019.4	\$ 7,251.4	\$ 5,605.7

The largest component of patient care revenues is generated by UMH, a national leader in advanced patient care and comprehensive education of physicians and medical scientists. UMH serves as the principal teaching facility for the University’s Medical School and operates three hospitals with 1,043 licensed beds, as well as numerous ambulatory care centers and various other health care programs across the state. Substantially all physician services to UMH patients are provided by the University’s Medical School faculty. UMH also provides educational and clinical opportunities to students of the University’s Schools of Nursing, Dentistry, Social Work and Public Health, as well as the College of Pharmacy.

UM Health patient care revenues primarily represent UM Health-Sparrow, a community health care provider in Mid-Michigan, and UM Health-West, a community health care provider in West Michigan. UM Health-Sparrow operates multiple hospitals with a combined 832 licensed beds, as well as outpatient clinics throughout the Mid-Michigan region. UM Health-West operates a hospital with 208 licensed beds, as well as outpatient clinics and a growing network of specialty services. Through its affiliations with UM Health-Sparrow and UM Health-West, the University is positioned to expand research capabilities, primary care, specialty services and the use of complex medical technologies.

Michigan Health Corporation generates revenue through its various joint venture and managed care initiatives, which provide services to patients including dialysis and other health services.

UNIVERSITY OF MICHIGAN

Management’s Discussion and Analysis (Unaudited)—Continued

Other patient care revenues include amounts received from governmental and commercial payers associated with initiatives designed to improve accessibility and quality of care for patients, services provided by physicians working at facilities outside of the University and ambulatory care services provided by University Health Service, the School of Dentistry and the School of Nursing.

Contractual arrangements with governmental payers (Medicare and Medicaid) and private insurers impact patient care revenues. The distribution of net patient care service revenue by primary payer source for the years ended June 30 is summarized as follows:

	2024	2023	2022
Medicare	31%	30%	27%
Medicaid	13%	13%	13%
Blue Cross	34%	35%	38%
Other	22%	22%	22%

State supplemental appropriations provide additional support for the University’s various mission related activities. During 2024, supplemental appropriations were received in support of important initiatives such as critical incident mapping and semiconductor research.

Federal economic relief funds represent amounts received from the federal government to provide economic assistance to entities that have been negatively impacted by the COVID-19 pandemic. The University recognized revenue of \$6 million in 2024 as compared to \$34 million in 2023, driven primarily by amounts associated with the Coronavirus State and Local Fiscal Recovery Fund.

Net investment income increased to \$1.9 billion in 2024 as compared to \$1.1 billion in 2023, driven primarily by positive returns in both marketable and alternative asset classes.

State capital appropriations help the University improve its academic buildings. Recent capital outlays have supported renovations of the W.K. Kellogg Institute and Dental Building on the Ann Arbor campus, the Engineering Lab Building on the Dearborn campus, the William R. Murchie Science Building on the Flint campus and the construction of UMCI located in downtown Detroit.

Gifts and grants for endowment and capital purposes continue to be a significant part of sustaining the University’s excellence. Private gifts for permanent endowment purposes totaled \$248 million in 2024 as compared to \$118 million in 2023. Capital gifts and grants totaled \$145 million in 2024 as compared to \$59 million in 2023. In recent years, major gifts have been received in support of the University’s wide-ranging capital initiatives which include the health system, UMCI, Ross School of Business, College of Engineering and Intercollegiate Athletics.

UNIVERSITY OF MICHIGAN

Management’s Discussion and Analysis (Unaudited)—Continued

In addition to revenue diversification, the University continues to make cost containment an ongoing priority. This is necessary as the University faces significant financial pressures, particularly in the areas of compensation and benefits, which represent 62 percent of total expenses, as well as in the areas of energy, technology and ongoing maintenance of facilities and infrastructure.

The University’s expenses for the years ended June 30 are summarized as follows (amounts in millions):

	2024		2023		2022	
Operating:						
Compensation and benefits	\$ 8,324.3	62%	\$ 7,808.4	61%	\$ 6,573.9	62%
Supplies and services	4,022.1	30	3,809.0	30	3,137.1	29
Depreciation	688.1	5	685.4	5	606.5	6
Scholarships and fellowships	229.2	2	200.4	2	230.9	2
	13,263.7	99%	12,503.2	98	10,548.4	99
Nonoperating:						
Interest	183.4	1	195.7	2	119.7	1
	<u>\$ 13,447.1</u>	<u>100%</u>	<u>\$ 12,698.9</u>	<u>100%</u>	<u>\$ 10,668.1</u>	<u>100%</u>

The University is committed to recruiting and retaining outstanding faculty and staff and the compensation package is one way to successfully compete with peer institutions and nonacademic employers. Compensation and benefits increased 7 percent, or \$516 million, to \$8.3 billion in 2024. Of the 2024 increase, compensation increased 7 percent, or \$418 million, to \$6.3 billion, driven primarily by increases in staffing levels resulting from patient activity volumes within the University’s health system, and employee benefits increased 5 percent, or \$98 million, to \$2.0 billion, resulting primarily from an increase in health care and prescription drug costs.

The University faces external and industry realities that put significant pressure on its ability to reduce compensation costs while remaining competitive. To help address this risk, the University continues to review components of its existing benefits program to find opportunities for potential savings without compromising the ability to offer competitive benefits to all faculty and staff.

Health care benefits are one of the most significant employee benefits. Compared to most employers, the University is in a unique position to utilize internal experts to advise and guide its health care and drug plans. Over the past several years, the University has implemented initiatives to better control its rate of cost increase, encourage employees to choose the lowest cost health care plan that meets their needs and share a larger portion of health care cost increases with employees. These initiatives reflect the reality of the national landscape while remaining true to the commitment we make to our employees for a robust benefits package. Careful stewardship of our health benefit plans, including the use of wellness initiatives, helps maintain our competitive position while preserving funding for the University’s core mission.

UNIVERSITY OF MICHIGAN

Management’s Discussion and Analysis (Unaudited)—Continued

Supplies and services expenses increased 6 percent, or \$213 million, to \$4.0 billion in 2024 and reflect growth in the University’s mission related activities.

In addition to their natural classification, it is also informative to review operating expenses by function. The University’s expenses by functional classification for the years ended June 30 are summarized as follows (amounts in millions):

	2024		2023		2022	
Operating:						
Instruction	\$ 1,444.4	11%	\$ 1,330.8	10%	\$ 1,243.3	12%
Research	1,077.8	8	971.9	8	919.2	9
Public service	305.9	2	303.4	2	271.1	2
Institutional and academic support	1,048.0	8	1,083.5	9	1,084.5	10
Operations and maintenance of plant	430.9	3	370.0	3	330.4	3
Auxiliary enterprises:						
Patient care	7,779.0	58	7,368.4	58	5,459.0	51
Other	260.4	2	189.4	1	403.5	4
Depreciation	688.1	5	685.4	5	606.5	6
Scholarships and fellowships	229.2	2	200.4	2	230.9	2
	13,263.7	99	12,503.2	98	10,548.4	99
Nonoperating:						
Interest	183.4	1	195.7	2	119.7	1
	\$ 13,447.1	100%	\$ 12,698.9	100%	\$ 10,668.1	100%

Instruction expenses increased 9 percent, or \$114 million, in 2024 and reflect the growth in the related revenue sources offset by cost containment efforts.

Research expenses increased 11 percent, or \$106 million, in 2024 and reflect the strength of the University’s overall research enterprise. To measure its total volume of research expenditures, the University considers research expenses included in the above table, as well as research related facilities and administrative expenses, research initiative and start-up expenses, and research equipment purchases. These amounts totaled \$2.0 billion and \$1.9 billion in 2024 and 2023, respectively.

Patient care expenses increased 6 percent, or \$411 million, in 2024 and reflect the impact of additional patient volume during the period. Increased medical supplies expense resulted from higher patient activity levels, new therapies and the rising cost of pharmaceuticals.

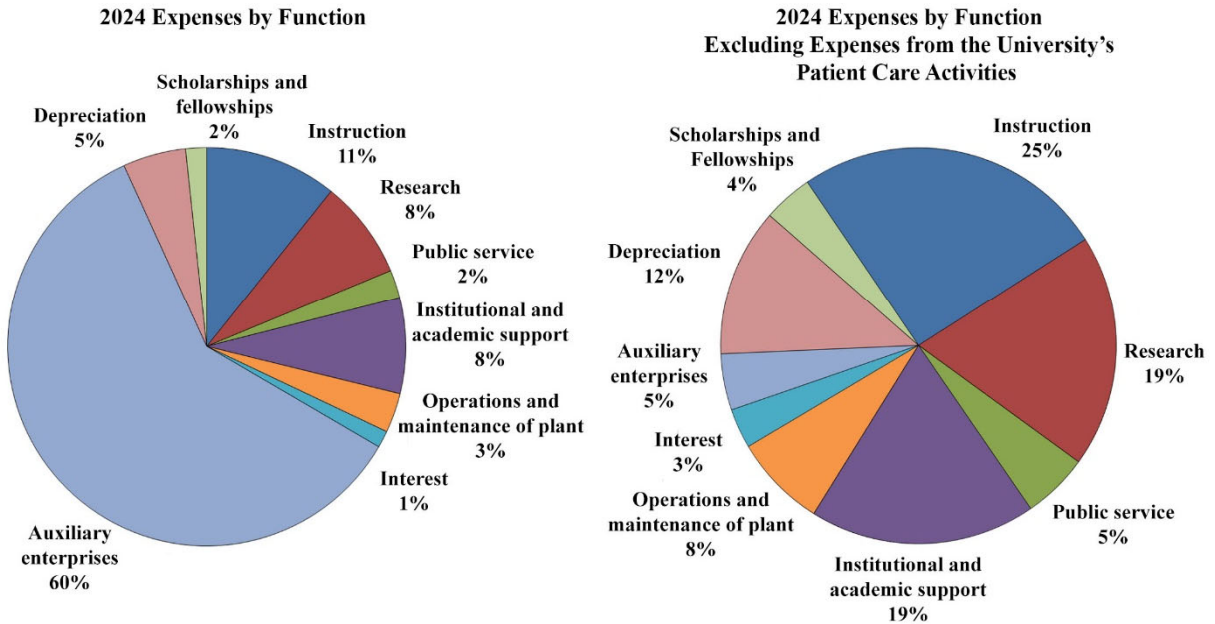
UNIVERSITY OF MICHIGAN

Management’s Discussion and Analysis (Unaudited)—Continued

Scholarships and fellowships provided to students totaled \$861 million in 2024 as compared to \$773 million in 2023, an increase of 11 percent. Tuition, housing and fees revenues are reported net of aid applied to students’ accounts, while amounts paid directly to students are reported as scholarships and fellowships expense. Scholarships and fellowships for the years ended June 30 are summarized as follows:

	2024	2023	2022
	(in millions)		
Paid directly to students	\$ 229.2	\$ 200.4	\$ 230.9
Applied to tuition and fees	603.4	545.9	498.9
Applied to University Housing	28.2	26.4	24.8
	\$ 860.8	\$ 772.7	\$ 754.6

The following graphic illustrations present total expenses by function, with and without the University’s health system and other patient care activities:



UNIVERSITY OF MICHIGAN

Management’s Discussion and Analysis (Unaudited)—Continued

Consolidated Statement of Cash Flows

The consolidated statement of cash flows provides additional information about the University’s financial results by reporting the major sources and uses of cash. The University’s cash flows for the years ended June 30 are summarized as follows:

	2024	2023	2022
	(in millions)		
Cash received from operations	\$ 11,662.4	\$ 10,827.7	\$ 8,866.2
Cash expended for operations	(12,380.1)	(12,118.8)	(9,336.1)
Net cash used in operating activities	(717.7)	(1,291.1)	(469.9)
Net cash provided by noncapital financing activities	844.0	755.8	2,626.5
Net cash used in capital and related financing activities	(1,409.1)	(957.1)	(281.0)
Net cash provided by (used in) investing activities	1,087.6	(797.4)	72.5
Net (decrease) increase in cash and cash equivalents	(195.2)	(2,289.8)	1,948.1
Cash and cash equivalents, beginning of year	750.1	2,951.9	1,003.8
Affiliation with the Sparrow Health System		88.0	
Cash and cash equivalents, beginning of year, as restated	750.1	3,039.9	1,003.8
Cash and cash equivalents, end of year	\$ 554.9	\$ 750.1	\$ 2,951.9

Cash received from operations primarily consists of student tuition, sponsored program grants and contracts, and patient care revenues. Significant sources of cash provided by noncapital financing activities, as defined by GASB, include state appropriations, federal Pell grants and private gifts used to fund operating activities.

Economic Factors That May Affect the Future

The University maintains the highest credit ratings of S&P Global (AAA) and Moody’s (Aaa). Achieving and maintaining the highest credit ratings provides the University with significant flexibility in securing capital funds on the most competitive terms. This flexibility, along with ongoing efforts toward revenue diversification and cost containment, will enable the University to provide the necessary resources to support a consistent level of excellence in service to students, patients, the research community, the state and the nation.

UNIVERSITY OF MICHIGAN

Management's Discussion and Analysis (Unaudited)—Continued

A crucial element to the University's future continues to be a strong relationship with the state of Michigan. Historically, there has been a connection between the growth or reduction of state support and the University's ability to control tuition increases. Over the past several years, the University has successfully addressed the realities of the state's challenging economy and, pursuant to a long-range plan, continues to work relentlessly to cut and mitigate operational costs in order to remain affordable and preserve access, while protecting the academic enterprise.

The University's budget for 2025 anticipates a 2.5 percent increase in state educational appropriations, a 2.9 percent tuition rate increase for Ann Arbor campus resident undergraduates and a 6.3 percent increase in centrally awarded financial aid. Nonresident undergraduate tuition rates, as well as most graduate and professional rates, will increase 4.9 percent. Resident undergraduate tuition rates for the Dearborn and Flint campuses will increase 4.7 percent and 4.9 percent, respectively.

The University continues to execute its long-range plan to maintain, modernize and expand its complement of older facilities while adding key new facilities for instruction, research, patient care, athletics and residential life. This strategy addresses the University's growth and the continuing effects of technology on teaching, research and clinical activities. Authorized costs to complete construction and other projects totaled \$1,617 million at June 30, 2024. Funding for these projects is anticipated to include \$1,587 million from internal sources, gifts, grants and proceeds from borrowings and \$30 million from the State Building Authority.

The University's health system continues its strategy to expand access to patients, locally and on a statewide basis. In addition to strategic capital and technological investments, the University's health system is also focusing on clinical affiliation arrangements and population management programs designed to expand community access and improve patient, family and provider experiences across the continuum of care. The affiliation arrangements are also expected to enhance clinical research, physician recruitment and support services.

UNIVERSITY OF MICHIGAN

Management's Discussion and Analysis (Unaudited)—Continued

While the University's health system is well positioned to maintain its strong financial condition in the near term, ongoing constraints on revenue are expected due to fiscal pressures from employers and federal and state governments. Lawmakers continue to discuss Medicare and Medicaid changes which may target graduate medical education-related payments and could result in a significant impact on teaching hospitals. In addition, private insurance and managed care contracts historically provide for annual increases in reimbursement rates that met or exceeded the rate of inflation; however, there can be no assurance that such trends will continue. Management believes that much of the payment pressure can be offset by growth in patient volume and continued efforts to contain certain costs.

The University will continue to employ its long-term investment strategy to maximize total returns, at an appropriate level of risk, while utilizing a spending rate policy to preserve endowment capital and insulate the University's operations from temporary market volatility.

As a labor-intensive organization, the University faces competitive pressures related to attracting and retaining faculty and staff. Moreover, consistent with the national landscape, the University also faces rising costs of health benefits for its employees and retirees. The University has successfully taken and will continue to take proactive steps to respond to these challenges while protecting the quality of the overall benefits package.

A portion of the University's labor force is unionized, with negotiated labor agreements defining terms and conditions of employment. Changes in relations with unions and represented employees, including the negotiation of new agreements, could have a material effect on the University.

While it is not possible to predict the ultimate results, management believes that the University's financial position will remain strong.

UNIVERSITY OF MICHIGAN

Consolidated Statement of Net Position

	June 30,	
	2024	2023
	(in thousands)	
Assets		
Current Assets:		
Cash and cash equivalents	\$ 554,923	\$ 750,138
Investments for operating activities	2,761,594	3,126,841
Investments for capital activities	462,223	510,541
Investments for student loan activities	68,858	68,387
Accounts receivable, net	1,533,684	1,239,770
Current portion of notes and pledges receivable, net	120,910	117,669
Current portion of other assets	411,289	333,506
Cash collateral held by agent		4,844
Total Current Assets	<u>5,913,481</u>	<u>6,151,696</u>
Noncurrent Assets:		
Endowment, life income and other investments	20,572,922	19,318,390
Notes and pledges receivable, net	290,198	259,798
Other assets	120,636	116,766
Capital assets, net	7,570,687	7,089,073
Total Noncurrent Assets	<u>28,554,443</u>	<u>26,784,027</u>
Total Assets	<u>34,467,924</u>	<u>32,935,723</u>
Deferred Outflows	<u>1,011,982</u>	<u>1,073,647</u>
Liabilities		
Current Liabilities:		
Accounts payable	689,962	626,498
Accrued compensation and other	761,866	726,360
Unearned revenue	520,848	441,655
Current portion of insurance and benefits reserves	283,235	253,398
Current portion of obligations for postemployment benefits	125,075	105,261
Commercial paper and current portion of bonds payable	402,592	298,184
Long-term bonds payable subject to remarketing, net	343,770	372,335
Collateral held for securities lending		4,844
Total Current Liabilities	<u>3,127,348</u>	<u>2,828,535</u>
Noncurrent Liabilities:		
Accrued compensation	13,791	15,324
Insurance and benefits reserves	211,533	212,378
Obligations for defined benefit pension plans, net	(35,571)	15,189
Obligations for postemployment benefits	3,904,973	3,611,114
Obligations under life income agreements	68,017	65,520
Government loan advances	30,919	36,448
Bonds payable	4,264,053	4,784,568
Other liabilities	322,150	324,381
Total Noncurrent Liabilities	<u>8,779,865</u>	<u>9,064,922</u>
Total Liabilities	<u>11,907,213</u>	<u>11,893,457</u>
Deferred Inflows	<u>1,238,069</u>	<u>1,402,152</u>
Net Position		
Net investment in capital assets	4,977,364	3,964,182
Restricted:		
Nonexpendable	3,221,288	2,959,142
Expendable	8,474,273	7,853,068
Unrestricted	5,661,699	5,937,369
Total Net Position	<u>\$ 22,334,624</u>	<u>\$ 20,713,761</u>

The accompanying notes are an integral part of the consolidated financial statements.

UNIVERSITY OF MICHIGAN

**Consolidated Statement of Revenues, Expenses
and Changes in Net Position**

	Year Ended June 30,	
	2024	2023
	(in thousands)	
Operating Revenues		
Student tuition and fees	\$ 2,308,263	\$ 2,186,769
Less scholarship allowances	603,351	545,906
Net student tuition and fees	1,704,912	1,640,863
Federal grants and contracts	1,331,497	1,186,061
State and local grants and contracts	17,977	10,154
Nongovernmental sponsored programs	271,490	284,488
Sales and services of educational departments	185,445	158,707
Auxiliary enterprises:		
Patient care revenues (net of provision for bad debts of \$220,622 in 2024 and \$211,403 in 2023)	8,019,381	7,251,435
Student residence fees (net of scholarship allowances of \$28,214 in 2024 and \$26,378 in 2023)	139,628	130,896
Other revenues	275,615	264,685
Student loan interest income and fees	1,789	1,367
Total Operating Revenues	11,947,734	10,928,656
Operating Expenses		
Compensation and benefits	8,324,238	7,808,426
Supplies and services	4,022,075	3,809,009
Depreciation	688,146	685,362
Scholarships and fellowships	229,222	200,439
Total Operating Expenses	13,263,681	12,503,236
Operating Loss	(1,315,947)	(1,574,580)
Nonoperating Revenues (Expenses)		
State educational appropriations	414,207	392,473
State supplemental appropriations	6,271	
Federal Pell grants	65,144	55,299
Federal economic relief funds	5,750	33,837
Private gifts for other than capital and endowment purposes	249,839	193,284
Net investment income	1,932,833	1,078,343
Interest expense	(183,440)	(195,711)
Total Nonoperating Revenues, Net	2,490,604	1,557,525
Income (Loss) Before Other Revenues (Expenses)	1,174,657	(17,055)
Other Revenues (Expenses)		
State capital appropriations	49,857	12,911
Capital gifts and grants	145,448	59,418
Private gifts for permanent endowment purposes	247,716	117,716
Other	3,185	(16,765)
Total Other Revenues, Net	446,206	173,280
Increase in Net Position	1,620,863	156,225
Net Position, Beginning of Year	20,713,761	19,298,461
Affiliation with the Sparrow Health System		1,259,075
Net Position, Beginning of Year, as Restated	20,713,761	20,557,536
Net Position, End of Year	\$ 22,334,624	\$ 20,713,761

The accompanying notes are an integral part of the consolidated financial statements.

UNIVERSITY OF MICHIGAN

Consolidated Statement of Cash Flows

	Year Ended June 30,	
	2024	2023
	(in thousands)	
Cash Flows from Operating Activities		
Student tuition and fees	\$ 1,705,351	\$ 1,640,753
Federal, state and local grants and contracts	1,350,249	1,167,819
Nongovernmental sponsored programs	261,085	262,386
Sales and services of educational departments and other	456,195	418,478
Patient care revenues	7,737,256	7,196,113
Student residence fees	139,028	129,769
Payments to employees	(6,320,601)	(5,991,302)
Payments for benefits	(1,797,676)	(1,700,366)
Payments to suppliers	(4,026,458)	(4,221,202)
Payments for scholarships and fellowships	(229,222)	(200,439)
Student loans issued	(6,206)	(5,451)
Student loans collected	11,479	10,965
Student loan interest and fees collected	1,789	1,367
Net Cash Used in Operating Activities	(717,731)	(1,291,110)
Cash Flows from Noncapital Financing Activities		
State educational appropriations	410,255	389,670
State supplemental appropriations	6,271	35,000
Federal Pell grants	65,144	55,299
Federal economic relief funds	5,750	28,678
Private gifts and other receipts	508,255	300,347
Proceeds from issuance of debt		38,000
Principal payments on debt	(52,000)	
Interest payments on debt	(89,755)	(92,712)
Student direct lending receipts	310,723	306,502
Student direct lending disbursements	(314,844)	(303,478)
Amounts received for annuity and life income funds	5,066	4,503
Amounts paid to annuitants and life beneficiaries and related expenses	(10,848)	(5,961)
Net Cash Provided by Noncapital Financing Activities	844,017	755,848
Cash Flows from Capital and Related Financing Activities		
State capital appropriations	128,513	46,435
Private gifts and other receipts	49,670	46,629
Principal and interest payments on lease and subscription liabilities	(89,235)	(83,507)
Proceeds from issuance of capital debt	61,725	88,394
Principal payments on capital debt	(479,928)	(240,615)
Interest payments on capital debt	(107,480)	(121,991)
Payments for bond issuance costs		(817)
Purchases of capital assets	(975,561)	(692,602)
Proceeds from sales of capital assets	3,152	1,020
Net Cash Used in Capital and Related Financing Activities	(1,409,144)	(957,054)

The accompanying notes are an integral part of the consolidated financial statements.

UNIVERSITY OF MICHIGAN

Consolidated Statement of Cash Flows—Continued

	Year Ended June 30,	
	2024	2023
	(in thousands)	
Cash Flows from Investing Activities		
Interest and dividends on investments, net	270,691	239,061
Proceeds from sales and maturities of investments	10,139,184	8,972,888
Purchases of investments	(9,617,470)	(10,113,114)
Decrease in unexpended capital debt proceeds		305,452
Net decrease (increase) in cash equivalents from noncurrent investments	289,948	(176,071)
Net decrease (increase) in fiduciary custodial funds and other	5,290	(25,669)
Net Cash Provided by (Used in) Investing Activities	1,087,643	(797,453)
Net Decrease in Cash and Cash Equivalents	(195,215)	(2,289,769)
Cash and Cash Equivalents, Beginning of Year	750,138	2,951,905
Affiliation with the Sparrow Health System		88,002
Cash and Cash Equivalents, Beginning of Year, as Restated	750,138	3,039,907
Cash and Cash Equivalents, End of Year	\$ 554,923	\$ 750,138
Reconciliation of Operating Loss to Net Cash Used in Operating Activities:		
Operating loss	\$ (1,315,947)	\$ (1,574,580)
Adjustments to reconcile operating loss to net cash used in operating activities:		
Depreciation expense	688,146	685,362
Changes in assets and liabilities:		
Accounts receivable, net	(288,500)	(51,004)
Notes and pledges receivable, net	4,744	507
Other assets	(55,870)	(36,057)
Accounts payable	23,760	27,289
Accrued compensation and other	39,494	(73,172)
Unearned revenue	(3,854)	(63,476)
Insurance and benefits reserves	28,992	(398,826)
Obligations for defined benefit pension plans, net	(50,760)	198,740
Obligations for postemployment benefits	313,673	(581,284)
Changes in deferred outflows	59,530	(26,313)
Changes in deferred inflows	(161,139)	601,704
Net Cash Used in Operating Activities	\$ (717,731)	\$ (1,291,110)

The accompanying notes are an integral part of the consolidated financial statements.

UNIVERSITY OF MICHIGAN

PHP Holdings, LLC
Discretely Presented Component Unit
Statement of Net Position

	December 31,	
	2023	2022
	(in thousands)	
Assets		
Current Assets:		
Cash and cash equivalents	\$ 65,605	\$ 41,492
Accounts receivable, net	18,521	15,494
Current portion of other assets	973	1,546
Total Current Assets	<u>85,099</u>	<u>58,532</u>
Noncurrent Assets:		
Investments	2,729	5,814
Other assets	451	306
Capital assets, net	5,935	8,692
Total Noncurrent Assets	<u>9,115</u>	<u>14,812</u>
Total Assets	<u>94,214</u>	<u>73,344</u>
Liabilities		
Current Liabilities:		
Accounts payable	6,911	5,428
Unearned premiums	2,764	3,063
Prefunding on self-insured accounts	4,918	4,911
Current portion of other liabilities	13,085	9,240
Insurance and benefits reserves	38,123	29,520
Total Current Liabilities	<u>65,801</u>	<u>52,162</u>
Noncurrent Liabilities:		
Other liabilities	161	371
Total Liabilities	<u>65,962</u>	<u>52,533</u>
Net Position		
Net investment in capital assets	5,386	8,150
Unrestricted	22,866	12,661
Total Net Position	<u>\$ 28,252</u>	<u>\$ 20,811</u>

The accompanying notes are an integral part of the consolidated financial statements.

UNIVERSITY OF MICHIGAN

PHP Holdings, LLC
Discretely Presented Component Unit
Statement of Revenues, Expenses
and Changes in Net Position

	Year Ended December 31,	
	2023	2022
	(in thousands)	
Operating Revenues		
Gross direct written premiums	\$ 269,169	\$ 260,642
Ceded written premiums	(1,483)	(2,117)
Total Operating Revenues	267,686	258,525
Operating Expenses		
Losses and loss adjustment expenses, net of reinsurance	255,516	235,166
Compensation and benefits	17,867	17,296
Supplies, services and other	36,858	24,270
Depreciation	2,802	2,409
Total Operating Expenses	313,043	279,141
Operating Loss	(45,357)	(20,616)
Nonoperating Revenues (Expenses)		
Net investment income (loss)	3,832	(257)
Interest expense	(34)	(64)
Other	10,075	
Total Nonoperating Revenues (Expenses), net	13,873	(321)
Loss Before Other Revenues	(31,484)	(20,937)
Other Revenues		
Capital contributions	38,925	
Total Other Revenues	38,925	-
Increase (Decrease) in Net Position	7,441	(20,937)
Net Position, Beginning of Year	20,811	41,748
Net Position, End of Year	\$ 28,252	\$ 20,811

The accompanying notes are an integral part of the consolidated financial statements.

UNIVERSITY OF MICHIGAN

Statement of Fiduciary Net Position

		June 30, 2024	
		Custodial Funds	Pension Trust Funds
		(in thousands)	
Assets			
Receivables			\$ 19,286
Investments	\$ 297,665		757,668
Total Assets	297,665		776,954
Liabilities			
Due to individuals and organizations	43,930		1,514
Total Liabilities	43,930		1,514
Fiduciary Net Position			
Restricted for:			
Pensions			775,440
Organizations	253,735		
Total Fiduciary Net Position	\$ 253,735		\$ 775,440

		June 30, 2023	
		Custodial Funds	Pension Trust Funds
		(in thousands)	
Assets			
Receivables			\$ 236
Investments	\$ 274,366		742,303
Total Assets	274,366		742,539
Liabilities			
Due to individuals and organizations	37,142		980
Total Liabilities	37,142		980
Fiduciary Net Position			
Restricted for:			
Pensions			741,559
Organizations	237,224		
Total Fiduciary Net Position	\$ 237,224		\$ 741,559

The accompanying notes are an integral part of the consolidated financial statements.

UNIVERSITY OF MICHIGAN

Statement of Changes in Fiduciary Net Position

	Year Ended June 30, 2024	
	Custodial Funds	Pension Trust Funds
	(in thousands)	
Additions		
Contributions:		
Organizations	\$ 3,473	
Employer		\$ 19,000
Total contributions	3,473	19,000
Net investment income	16,182	71,980
Total Additions	19,655	90,980
Deductions		
Benefits paid to participants		48,385
Administrative expenses		8,714
Withdrawals	3,144	
Total Deductions	3,144	57,099
Increase in Fiduciary Net Position	16,511	33,881
Fiduciary Net Position, Beginning of Year	237,224	741,559
Fiduciary Net Position, End of Year	\$ 253,735	\$ 775,440
	Year Ended June 30, 2023	
	Custodial Funds	Pension Trust Funds
	(in thousands)	
Additions		
Contributions:		
Organizations	\$ 3,853	
Employer		\$ 898
Total contributions	3,853	898
Net investment loss	(8,358)	(128,930)
Total Additions	(4,505)	(128,032)
Deductions		
Benefits paid to participants		47,830
Administrative expenses		9,159
Withdrawals	1,363	
Total Deductions	1,363	56,989
Decrease in Fiduciary Net Position	(5,868)	(185,021)
Fiduciary Net Position, Beginning of Year	243,092	90,488
Affiliation with the Sparrow Health System		836,092
Fiduciary Net Position, Beginning of Year, as Restated	243,092	926,580
Fiduciary Net Position, End of Year	\$ 237,224	\$ 741,559

The accompanying notes are an integral part of the consolidated financial statements.

UNIVERSITY OF MICHIGAN

Notes to Consolidated Financial Statements

June 30, 2024 and 2023

Note 1—Organization and Summary of Significant Accounting Policies

Organization and Basis of Presentation: The University of Michigan (the “University”) is a state-supported institution with an enrollment of over 66,000 students on its three campuses. The consolidated financial statements include the individual schools, colleges and departments, the University of Michigan Health, Michigan Health Corporation (a wholly-owned corporation created for joint venture and managed care initiatives), UM Health (a wholly-owned corporation created to hold and develop the University’s statewide network of hospitals, hospital joint ventures and other hospital affiliations, primarily consisting of UM Health-Sparrow and UM Health-West) and Veritas Insurance Corporation (a wholly-owned captive insurance company). The University also presents financial statements for its discretely presented component unit, PHP Holdings, LLC, a health plan providing high quality health care coverage to members across Michigan. While the University is a political subdivision of the state of Michigan, it is not a component unit of the State in accordance with Governmental Accounting Standards Board (“GASB”) Statement No. 14, *The Financial Reporting Entity*. The University is classified as a state instrumentality under Internal Revenue Code Section 115 and a charitable organization under Internal Revenue Code Section 501(c)(3), and is therefore exempt from federal income taxes. Certain activities of the University may be subject to taxation as unrelated business income under Internal Revenue Code Sections 511 to 514.

Within its consolidated financial statements and its discretely presented component unit financial statements, the University reports as a special purpose government entity engaged primarily in business type activities, as defined by GASB, on the accrual basis. Business type activities are those that are financed in whole or in part by fees charged to external parties for goods or services. The University’s fiduciary activities represent those resources for which the University acts as a trustee or custodian, including the UM Health-Sparrow and UM Health-West pension plan trusts which are considered fiduciary component units.

During 2023, the University adopted GASB Statement No. 100, *Accounting Changes and Error Corrections* (“GASB 100”), which enhances accounting and financial reporting requirements for accounting changes and error corrections to provide more relevant information for making decisions and assessing accountability. The adoption of GASB 100 has been reflected at the beginning of the earliest period presented in the consolidated financial statements, or July 1, 2022.

During 2023, the University also adopted GASB Statement No. 96, *Subscription-Based Information Technology Arrangements* (“GASB 96”), which establishes accounting and financial reporting requirements for subscription-based information technology arrangements (“SBITAs”). The statement requires the University to recognize right-to-use assets and related subscription liabilities for SBITAs that were previously recognized as outflows of resources. The adoption of GASB 96 has been reflected at the beginning of the earliest period presented in the consolidated financial statements, or July 1, 2022.

UNIVERSITY OF MICHIGAN

Notes to Consolidated Financial Statements—Continued

Note 1—Organization and Summary of Significant Accounting Policies—Continued

On April 1, 2023, the University completed an affiliation with the Sparrow Health System, a community health care provider in Lansing, Michigan, pursuant to which UM Health became the sole corporate member of the Sparrow Health System. The Sparrow Health System operates multiple hospitals with a combined 845 licensed beds, as well as outpatient clinics throughout Mid-Michigan. In accordance with GASB 100, this membership substitution was considered a change in reporting entity and included in the consolidated financial statements as if it occurred at the beginning of the reporting period. The University recognized, measured and combined the assets, deferred outflows, liabilities, deferred inflows and net position of the Sparrow Health System based upon GASB accounting principles applied at July 1, 2022. In connection with this affiliation, the University also received a majority equity interest in PHP Holdings, LLC, which is reported as a discretely presented component unit within the basic financial statements.

The impact of the affiliation with the Sparrow Health System and the adoption of GASB 96 has been reflected at the beginning of the earliest period presented in the consolidated financial statements, or July 1, 2022, and is summarized as follows:

	June 30, 2022 As Previously Reported	Sparrow Health System Affiliation (in thousands)	GASB 96 Adoption	July 1, 2022 As Restated
Current assets	\$ 6,577,801	\$ 343,009		\$ 6,920,810
Noncurrent assets	24,809,349	1,427,959	\$ 40,488	26,277,796
Total assets	31,387,150	1,770,968	40,488	33,198,606
Deferred outflows	1,045,098	6,050		1,051,148
Current liabilities	2,827,166	266,687	10,796	3,104,649
Noncurrent liabilities	9,514,064	248,881	29,692	9,792,637
Total liabilities	12,341,230	515,568	40,488	12,897,286
Deferred inflows	792,557	2,375		794,932
Net position	\$ 19,298,461	\$ 1,259,075	\$ -	\$ 20,557,536

UNIVERSITY OF MICHIGAN

Notes to Consolidated Financial Statements—Continued

Note 1—Organization and Summary of Significant Accounting Policies—Continued

Net position is categorized as:

- Net investment in capital assets: Capital assets, net of accumulated depreciation, outstanding principal balances of debt, lease and subscription liabilities, unexpended bond proceeds, deferred outflows and deferred inflows associated with the acquisition, construction or improvement of those assets.
- Restricted:
 - Nonexpendable – Net position subject to externally imposed stipulations that it be maintained permanently. Such net position includes the corpus portion (historical value) of gifts to the University’s permanent endowment funds and certain investment earnings stipulated by the donor to be reinvested permanently.
 - Expendable – Net position subject to externally imposed stipulations that can be fulfilled by actions of the University pursuant to those stipulations or that expire by the passage of time. Such net position includes net appreciation of the University’s permanent endowment funds that have not been stipulated by the donor to be reinvested permanently.
- Unrestricted: Net position not subject to externally imposed stipulations. Unrestricted net position may be designated for specific purposes by action of management or the Board of Regents. Substantially all unrestricted net position is designated for various academic programs, research initiatives and capital projects.

Summary of Significant Accounting Policies: The University considers all highly liquid investments purchased with a maturity of three months or less to be cash equivalents. Cash equivalents representing assets of the University’s endowment, life income and other investments are included in noncurrent investments as these funds are not used for operating purposes.

Investments are reported in four categories in the statement of net position. Investments reported as endowment, life income and other investments are those funds invested in portfolios that are considered by management to be of a long duration. Investments for student loan and capital activities are those funds that are intended to be used for these specific activities. All other investments are reported as investments for operating activities.

UNIVERSITY OF MICHIGAN

Notes to Consolidated Financial Statements—Continued

Note 1—Organization and Summary of Significant Accounting Policies—Continued

GASB defines fair value and establishes a framework for measuring fair value that includes a three tiered hierarchy of valuation inputs, placing a priority on those which are observable in the market. Observable inputs reflect market data obtained from sources independent of the reporting entity and unobservable inputs reflect the University's own assumptions about how market participants would value an asset or liability based on the best information available. To the extent that valuation is based on models or inputs that are less observable or unobservable in the market, the determination of fair value requires more judgment. The three levels of inputs, of which the first two are considered observable and the last unobservable, are as follows:

- Level 1 – Quoted prices for identical assets or liabilities in active markets that can be accessed at the measurement date
- Level 2 – Other significant observable inputs, either direct or indirect, such as quoted prices for similar assets or liabilities in active markets; quoted prices for identical or similar assets or liabilities in markets that are not active; inputs other than quoted prices that are observable; or market corroborated inputs
- Level 3 – Unobservable inputs

GASB allows for the use of net asset value (“NAV”) as a practical expedient to determine the fair value of nonmarketable investments if the NAV is calculated in a manner consistent with the Financial Accounting Standards Board’s measurement principles for investment companies. Investments that use NAV in determining fair value are disclosed separately from the valuation hierarchy as presented in Note 2.

Investments in marketable securities are carried at fair value, as established by the major securities markets. Purchases and sales of investments are accounted for on the trade date basis. Investment income is recorded on the accrual basis. Realized and unrealized gains and losses are reported in investment income.

Investments in nonmarketable limited partnerships are carried at fair value, which is generally established using the NAV provided by the management of the investment partnerships at June 30, 2024 and 2023. The University may also adjust the fair value of these investments based on market conditions, specific redemption terms and restrictions, risk considerations and other factors. As these investments are not readily marketable, the estimated value is subject to uncertainty, and therefore, may differ from the value that would have been used had a ready market for the investments existed.

UNIVERSITY OF MICHIGAN

Notes to Consolidated Financial Statements—Continued

Note 1—Organization and Summary of Significant Accounting Policies—Continued

Investments denominated in foreign currencies are translated into U.S. dollar equivalents using year end spot foreign currency exchange rates. Purchases and sales of investments denominated in foreign currencies and related income are translated at spot exchange rates on the transaction dates.

Derivative instruments such as financial futures, forward foreign exchange contracts and interest rate swaps held in investment portfolios, are recorded on the contract date and are carried at fair value using listed price quotations or amounts that approximate fair value. To facilitate trading in financial futures, the University is required to post cash or securities to satisfy margin requirements of the exchange where such futures contracts are listed. The University monitors the required amount of cash and securities on deposit for financial futures transactions and withdraws or deposits cash or securities as necessary.

Accounts receivable are recorded net of an allowance for uncollectible accounts receivable. The allowance is based on management's judgment of potential uncollectible amounts, which includes such factors as historical experience and type of receivable.

The University receives pledges and bequests of financial support from corporations, foundations and individuals. Revenue is recognized when a pledge representing an unconditional promise to give is received and all eligibility requirements, including time requirements, have been met. In the absence of such a promise, revenue is recognized when the gift is received. Permanent endowment pledges do not meet eligibility requirements, as defined by GASB, and are not recorded as assets until the related gift is received.

Unconditional promises to give that are expected to be collected in future years are recorded at the present value of the estimated future cash flows. The discounts on these amounts are computed using risk-free interest rates applicable to the years in which the promises are made, commensurate with expected future payments. An allowance for uncollectible pledges receivable is provided based on management's judgment of potential uncollectible amounts and includes such factors as prior collection history, type of gift and nature of fundraising.

Capital assets are recorded at cost or, if donated, at acquisition value at the date of donation. Depreciation of capital assets is provided on a straight-line method over the estimated useful lives of the respective assets, which generally range from three to fifty years. Right-to-use assets are recorded at the present value of payments expected to be made during the related term using discount rates which are based upon the University's incremental borrowing rates, and are depreciated over the shorter of the related term or the expected useful life of the underlying asset. The University does not capitalize works of art or historical treasures that are held for exhibition, education, research or public service, as these collections are neither disposed of for financial gain nor encumbered in any way.

UNIVERSITY OF MICHIGAN

Notes to Consolidated Financial Statements—Continued

Note 1—Organization and Summary of Significant Accounting Policies—Continued

Deferred outflows represent the consumption of net assets attributable to a future period and are primarily associated with the University's obligations for postemployment benefits, debt and derivative activity, and the defined benefit pension plans for UM Health-Sparrow and UM Health-West.

Unearned revenue consists primarily of cash received from grant and contract sponsors which has not yet been earned under the terms of the agreement. Unearned revenue also includes amounts received in advance of an event, such as student tuition and advance ticket sales related to future fiscal years.

The University holds life income funds for beneficiaries of the pooled income fund, charitable remainder trusts and the gift annuity program. These funds generally pay lifetime income to beneficiaries, after which the principal is made available to the University in accordance with donor intentions. All life income fund assets, including those held in trust, are recorded at fair value. The present value of estimated future payments due to life income beneficiaries is recorded as a liability.

Deferred inflows represent the acquisition of net assets attributable to a future period and are primarily associated with the University's obligations for postemployment benefits, the defined benefit pension plans for UM Health-Sparrow and UM Health-West, and irrevocable split-interest agreements.

For donor restricted endowments, the Uniform Prudent Management of Institutional Funds Act, as adopted in Michigan, permits the Board of Regents to appropriate amounts for endowment spending rule distributions as is considered prudent. The University's policy is to retain net realized and unrealized appreciation with the endowment after spending rule distributions. Net appreciation of permanent endowment funds, which totaled \$4,001,852,000 and \$3,668,054,000 at June 30, 2024 and 2023, respectively, is recorded in restricted expendable net position. The University's endowment spending rule is further discussed in Note 2.

The University's policy for defining operating activities as reported on the statement of revenues, expenses and changes in net position are those that generally result from exchange transactions such as payments received for providing services and payments made for services or goods received. Nearly all of the University's expenses result from exchange transactions.

Student tuition and residence fees are presented net of scholarships and fellowships applied to student accounts, while stipends and other payments made directly to students are presented as scholarship and fellowship expenses.

UNIVERSITY OF MICHIGAN

Notes to Consolidated Financial Statements—Continued

Note 1—Organization and Summary of Significant Accounting Policies—Continued

Patient care revenues are reported net of contractual allowances and bad debt expenses. Contractual allowances are estimated based on agreements with third-party payers that provide payments for patient care services at amounts different from established rates. These allowances are subject to the laws and regulations governing the federal and state programs and post-payment audits, and adjusted in future periods as final settlements are determined. Patient care services are primarily provided through the University's health system, which includes University Health Service, which offers health care services to students, faculty and staff, and Dental Faculty Associates, which offers dental care services performed by faculty dentists.

Patient care services are provided to patients who meet certain criteria under the University's charity care policies without charge or at amounts less than its established rates. Accordingly, charity care is not reported as revenue in the accompanying statement of revenues, expenses and changes in net position. Charges forgone for charity care services totaled \$160,688,000 and \$120,139,000 in 2024 and 2023, respectively.

Other auxiliary enterprise revenues primarily represent revenues generated by intercollegiate athletics, parking, student unions and student publications.

Certain significant revenue streams relied upon for operations result from nonexchange transactions and are recorded as nonoperating revenues including state appropriations, federal Pell grants, gifts and investment income.

State supplemental appropriations provide additional support for the University's various mission related activities. During 2024, the University recognized revenue from these appropriations in support of critical incident mapping and semiconductor research.

Federal economic relief funds represent amounts received from the federal government to provide economic assistance to entities that have been negatively impacted by the COVID-19 pandemic. During 2024 and 2023, the University recognized revenue primarily from the Coronavirus State and Local Fiscal Recovery Fund.

The preparation of financial statements in conformity with accounting principles generally accepted in the United States of America requires management to make estimates and assumptions that affect amounts reported in the financial statements and accompanying notes. Actual results could differ from those estimates. The most significant areas that require management estimates relate to self-insurance and benefits obligations.

Reclassifications: Certain prior year amounts have been reclassified to conform with current year presentations.

UNIVERSITY OF MICHIGAN

Notes to Consolidated Financial Statements—Continued

Note 2—Cash and Investments

Summary: The University maintains centralized management for substantially all of its cash and investments.

Working capital of individual University units is primarily invested in the University Investment Pool (“UIP”). Together with the University’s current portion of insurance and benefits reserves, the UIP is invested in the Daily and Monthly Portfolios, which are principally invested in investment-grade money market securities, U.S. government and other fixed income securities, and absolute return strategies.

The University collectively invests substantially all of the assets of its endowment funds along with the noncurrent portion of its insurance and benefits reserves, charitable remainder trusts and gift annuity program in the Long Term Portfolio. The longer investment horizon of the Long Term Portfolio allows for an equity-oriented strategy to achieve higher expected returns over time, and permits the use of less liquid alternative investments, providing for equity diversification beyond the stock markets. The Long Term Portfolio includes investments in domestic and non-U.S. stocks and bonds, commingled funds and limited partnerships consisting of venture capital, absolute return strategies, private equity, real estate, infrastructure and natural resources.

The University also separately invests certain endowments and charitable remainder trusts, unexpended bond proceeds and other funds outside of the Daily, Monthly and Long Term Portfolios.

The University holds invested funds as a result of agency relationships with various groups that are considered fiduciary in nature. Funds received are invested in either the UIP, or the University Endowment Fund (“UEF”), a commingled pool invested entirely in the Long Term Portfolio. The University establishes the fair value of the UIP at \$1.00 per share and any participant in the pool may purchase or redeem shares at that price. The University determines the fair value of UEF shares at the end of each calendar quarter based on the fair value of the pool. Participants may purchase or redeem UEF shares at fair value at each valuation date, subject to minimum holding and notice requirements.

Given the commingled nature of the underlying pools in which the UIP and UEF invest, unitized shares are not specifically associated with individual investments. Therefore, the University’s investment activities as presented within the consolidated statement of cash flows as well as this note are presented gross, with a corresponding adjustment to remove the fiduciary custodial activities that are presented within the statement of fiduciary net position and statement of changes in fiduciary net position.

UNIVERSITY OF MICHIGAN

Notes to Consolidated Financial Statements—Continued

Note 2—Cash and Investments—Continued

Authorizations: The University's investment policies are governed and authorized by University Bylaws and the Board of Regents. The approved asset allocation policy for the Long Term Portfolio sets general targets for both equities and fixed income securities. Since diversification is a fundamental risk management strategy, the Long Term Portfolio is broadly diversified within these general categories.

The endowment spending rule provides for distributions from the UEF to the participants that benefit from the endowment fund. The annual distribution rate is 4.5 percent of the one-quarter lagged seven year moving average fair value of fund shares. To protect endowment principal in the event of a prolonged market downturn, distributions are limited to 5.3 percent of the current fair value of fund shares. Distributions are also made from the UIP based on the 90-day U.S. Treasury Bill rate. The University's costs to administer and grow the UEF and UIP are funded by investment returns.

Cash and Cash Equivalents: Cash and cash equivalents, which totaled \$554,923,000 and \$750,138,000 at June 30, 2024 and 2023, respectively, represent cash and short-term money market investments in mutual funds, overnight collective funds managed by the University's custodian or short-term highly liquid investments registered as securities and held by the University or its agents in the University's name. Of its cash and cash equivalents, the University had actual cash balances in its bank accounts in excess of federal deposit insurance limits in the amount of \$205,867,000 and \$187,671,000 at June 30, 2024 and 2023, respectively.

Restricted cash, which totaled \$0 and \$30,414,000 at June 30, 2024 and 2023, respectively, represents cash and cash equivalents held pursuant to a legally enforceable requirement that the amounts only be used for a specific purpose.

UNIVERSITY OF MICHIGAN

Notes to Consolidated Financial Statements—Continued

Note 2—Cash and Investments—Continued

Cash and cash equivalents include certain securities that are subject to the leveling requirements defined by GASB. Level 1 securities, which primarily consist of money market funds and U.S. government securities, totaled \$67,806,000 and \$279,704,000 at June 30, 2024 and 2023, respectively. Level 2 securities, which primarily consist of commercial paper and repurchase agreements, totaled \$5,959,000 and \$44,610,000 at June 30, 2024 and 2023, respectively.

Investments: At June 30, 2024 and 2023, the University’s investments, which are held by the University or its agents in the University’s name, are summarized as follows:

	2024	2023
	(in thousands)	
Cash equivalents, noncurrent	\$ 284,549	\$ 559,028
Equity securities	666,983	684,059
Fixed income securities	4,816,362	4,577,802
Commingled funds	3,277,662	3,118,279
Nonmarketable alternative investments	15,105,629	14,355,447
Other investments	12,077	3,910
	24,163,262	23,298,525
Less fiduciary custodial funds	297,665	274,366
	\$ 23,865,597	\$ 23,024,159

UNIVERSITY OF MICHIGAN

Notes to Consolidated Financial Statements—Continued

Note 2—Cash and Investments—Continued

At June 30, 2024 and 2023, the fair value of the University’s investments based on the inputs used to value them is summarized as follows:

	2024				Total Fair Value
	Level 1	Level 2	Level 3 (in thousands)	NAV	
Cash equivalents, noncurrent	\$ 284,549	-	-	-	\$ 284,549
Equity securities:					
Domestic	236,438		\$ 72,084		308,522
Foreign	357,112		1,349		358,461
	593,550	-	73,433	-	666,983
Fixed income securities:					
U.S. Treasury	2,559,748				2,559,748
U.S. government agency		\$ 263,899			263,899
Corporate and other		1,977,381	15,334		1,992,715
	2,559,748	2,241,280	15,334	-	4,816,362
Commingled funds:					
Absolute return				\$ 1,901,986	1,901,986
Domestic equities	256,189			386,484	642,673
Global equities				426,063	426,063
U.S. fixed income	288,406				288,406
Other	18,534				18,534
	563,129	-	-	2,714,533	3,277,662
Nonmarketable alternative investments:					
Venture capital			559,333	4,866,380	5,425,713
Absolute return			20,333	2,461,225	2,481,558
Private equity				2,452,422	2,452,422
Real estate				1,659,620	1,659,620
Infrastructure				1,468,651	1,468,651
Natural resources			184,856	1,432,809	1,617,665
	-	-	764,522	14,341,107	15,105,629
Other investments	3,571	-	8,506	-	12,077
	\$ 4,004,547	\$ 2,241,280	\$ 861,795	\$ 17,055,640	24,163,262
Less fiduciary custodial funds					297,665
					<u>\$ 23,865,597</u>

UNIVERSITY OF MICHIGAN

Notes to Consolidated Financial Statements—Continued

Note 2—Cash and Investments—Continued

	2023				Total Fair Value
	Level 1	Level 2	Level 3 (in thousands)	NAV	
Cash equivalents, noncurrent	\$ 559,028	-	-	-	\$ 559,028
Equity securities:					
Domestic	229,942		\$ 70,914		300,856
Foreign	381,836		1,367		383,203
	611,778	-	72,281	-	684,059
Fixed income securities:					
U.S. Treasury	1,994,614				1,994,614
U.S. government agency		\$ 261,965			261,965
Corporate and other		2,313,838	7,385		2,321,223
	1,994,614	2,575,803	7,385	-	4,577,802
Commingled funds:					
Absolute return				\$ 1,838,022	1,838,022
Domestic equities	162,677			384,505	547,182
Global equities	161,741			285,277	447,018
U.S. fixed income	262,862				262,862
Other	23,195				23,195
	610,475	-	-	2,507,804	3,118,279
Nonmarketable alternative investments:					
Venture capital			206,593	4,645,788	4,852,381
Absolute return				2,419,183	2,419,183
Private equity			347,600	2,438,648	2,786,248
Real estate				1,678,278	1,678,278
Infrastructure				975,807	975,807
Natural resources			191,122	1,452,428	1,643,550
	-	-	745,315	13,610,132	14,355,447
Other investments	(4,853)	-	8,763	-	3,910
	\$ 3,771,042	\$ 2,575,803	\$ 833,744	\$ 16,117,936	23,298,525
Less fiduciary custodial funds					274,366
					<u>\$ 23,024,159</u>

Investments categorized as Level 1 are valued using prices quoted in active markets for those securities. Equity securities categorized as Level 3 represent investments in start-up or venture companies. Fixed income securities categorized as Level 2 represent investments valued using a matrix pricing technique, which values debt securities based on their relationship to a benchmark and the relative spread to that benchmark. Fixed income securities categorized as Level 3 represent debt investments with select venture funded University faculty start-ups. Nonmarketable alternative investments categorized as Level 3 primarily represent direct investments which are valued using models that rely on inputs which are unobservable in the market. The net unrealized gain on the University's investments during the period was \$1,480,640,000 and \$605,096,000 for the years ended June 30, 2024 and 2023, respectively.

UNIVERSITY OF MICHIGAN

Notes to Consolidated Financial Statements—Continued

Note 2—Cash and Investments—Continued

The University's investment strategy incorporates certain financial instruments that involve, to varying degrees, elements of market risk and credit risk in excess of amounts recorded in the financial statements. Market risk is the potential for changes in the value of financial instruments due to market changes, including interest and foreign exchange rate movements and fluctuations embodied in forwards, futures and commodity or security prices. Market risk is directly impacted by the volatility and liquidity of the markets in which the underlying assets are traded. Credit risk is the possibility that a loss may occur due to the failure of a counterparty to perform according to the terms of the contract. The University's risk of loss in the event of a counterparty default is typically limited to the amounts recognized in the statement of net position and is not represented by the contract or notional amounts of the instruments.

Fixed income securities have inherent financial risks, including credit risk and interest rate risk. Credit risk for fixed income securities is the risk that the issuer will not fulfill its obligations. Nationally recognized statistical rating organizations ("NRSROs"), such as S&P Global and Moody's, assign credit ratings to security issues and issuers that indicate a measure of potential credit risk to investors. Fixed income securities considered investment grade are those rated at least BBB by S&P Global and Baa by Moody's. To manage credit risk, the University specifies minimum average and minimum absolute quality NRSRO ratings for securities held pursuant to its management agreements.

The University minimizes concentration of credit risk, the risk of a large loss attributed to the magnitude of the investment in a single issuer of fixed income securities, by diversifying its fixed income issues and issuers and holding U.S. Treasury securities which are considered to have minimal credit risk. The University also manages this risk at the account level by limiting each fixed income manager's holding of any non-U.S. government issuer to 5 percent of the value of the investment account.

Interest rate risk is the risk that changes in interest rates will adversely affect the fair value of fixed income securities. Effective duration, a commonly used measure of interest rate risk, incorporates a security's yield, coupon, final maturity, call features and other embedded options into one number expressed in years that indicates how price-sensitive a security or portfolio of securities is to changes in interest rates. The effective duration of a security or portfolio indicates the approximate percentage change in fair value expected for a one percent change in interest rates. The longer the duration, the more sensitive the security or portfolio is to changes in interest rates. The weighted average effective duration of the University's fixed income securities was 2.5 years at June 30, 2024 compared to 2.8 years at June 30, 2023. The University manages the effective duration of its fixed income securities at the account level, where fixed income managers generally may not deviate from the duration of their respective benchmarks by more than 25 percent. The Monthly Portfolio held positions in bond futures at June 30, 2024 and 2023, which are used to adjust the duration of cash equivalents and the fixed income portion of the portfolios.

UNIVERSITY OF MICHIGAN

Notes to Consolidated Financial Statements—Continued

Note 2—Cash and Investments—Continued

The composition of fixed income securities at June 30, 2024 and 2023, along with credit quality and effective duration measures, is summarized as follows:

	2024					Duration (in years)
	U.S. Government	Investment Grade	Non- Investment Grade (in thousands)	Not Rated	Total	
U.S. Treasury	\$ 2,543,770				\$ 2,543,770	2.2
U.S. Treasury inflation protected	15,978				15,978	5.2
U.S. government agency Mortgage backed	263,899	\$ 70,775		\$ 15,183	263,899	3.4
Asset backed		342,046		1,203	85,958	2.3
Corporate and other		1,508,857	\$ 15,129	39,522	343,249	2.2
	<u>\$ 2,823,647</u>	<u>\$ 1,921,678</u>	<u>\$ 15,129</u>	<u>\$ 55,908</u>	<u>\$ 4,816,362</u>	2.9
						2.5

	2023					Duration (in years)
	U.S. Government	Investment Grade	Non- Investment Grade (in thousands)	Not Rated	Total	
U.S. Treasury	\$ 1,991,104				\$ 1,991,104	3.1
U.S. Treasury inflation protected	3,510				3,510	4.6
U.S. government agency Mortgage backed	261,965	\$ 63,752	\$ 36	\$ 7,625	261,965	3.3
Asset backed		250,317		1,149	71,413	2.5
Corporate and other		1,919,856	7,912	70,576	251,466	2.3
	<u>\$ 2,256,579</u>	<u>\$ 2,233,925</u>	<u>\$ 7,948</u>	<u>\$ 79,350</u>	<u>\$ 4,577,802</u>	2.5
						2.8

Of the University's fixed income securities, 99 percent and 98 percent were rated investment grade or better at June 30, 2024 and 2023, respectively, and 73 percent and 62 percent of these securities consisted of either U.S. Treasury and government agencies or non-U.S. government securities rated AAA/Aaa at June 30, 2024 and 2023, respectively.

Commingled (pooled) funds include Securities and Exchange Commission regulated mutual funds and externally managed funds, limited partnerships and corporate structures which are generally unrated and unregulated. Certain commingled funds may use derivatives, short positions and leverage as part of their investment strategy. These investments are structured to limit the University's risk exposure to the amount of invested capital.

UNIVERSITY OF MICHIGAN

Notes to Consolidated Financial Statements—Continued

Note 2—Cash and Investments—Continued

Nonmarketable alternative investments consist of limited partnerships and similar vehicles involving an advance commitment of capital called by the general partner as needed and distributions of capital and return on invested capital as underlying strategies are concluded during the life of the partnership. There is not an active secondary market for these alternative investments, which are generally unrated and unregulated, and the liquidity of these investments is dependent on actions taken by the general partner. The University’s limited partnerships are diversified in terms of manager selection, industry and geographic focus. At June 30, 2024 and 2023, no individual partnership investment represented 5 percent or more of total investments.

Absolute return strategies in the commingled funds and nonmarketable alternative investments classifications include long/short stock programs, merger arbitrage, intra-capital structure arbitrage and distressed debt investments. The goal of absolute return strategies is to provide, in aggregate, a return that is consistently positive and uncorrelated with the overall market.

The University’s investments in commingled funds and nonmarketable alternative investments are contractual agreements that may limit the ability to initiate redemptions due to notice periods, lock-ups and gates. Additional information about current redemption terms and outstanding commitments at June 30, 2024 is summarized as follows (amounts in thousands):

	Fair Value	Remaining Life	Outstanding Commitments	Redemption Terms	Redemption Notice
Commingled funds	\$ 3,277,662	N/A	\$ -	Daily, monthly, quarterly and annually, with varying notice periods	Lock-up provisions range from none to five years
Nonmarketable alternative investments	\$ 15,105,629	1-12 years	\$ 4,483,776	Ineligible for redemption	N/A

Commingled funds have liquidity (redemption) provisions, which enable the University to make full or partial withdrawals with notice, subject to restrictions on the timing and amount. Of the University’s commingled funds at June 30, 2024 and 2023, 86 percent and 75 percent, respectively, are redeemable within one year, with 43 percent and 62 percent, respectively, redeemable within 90 days under normal market conditions. The remaining amounts are redeemable beyond one year, with redemption of certain funds dependent on disposition of the underlying assets. The University’s committed but unpaid obligation to nonmarketable alternative investments is further discussed in Note 14.

UNIVERSITY OF MICHIGAN

Notes to Consolidated Financial Statements—Continued

Note 2—Cash and Investments—Continued

The University participates in non-U.S. developed and emerging markets through commingled funds invested in non-U.S./global equities and absolute return strategies. Although all of these funds are reported in U.S. dollars, price changes of the underlying securities in local markets as well as changes to the value of local currencies relative to the U.S. dollar are embedded in investment returns. In addition, a portion of the University’s equity securities and nonmarketable alternative investments are denominated in foreign currencies, which must be settled in local (non-U.S.) currencies.

Foreign exchange risk is the risk that investments denominated in foreign currencies may lose value due to adverse fluctuations in the value of the U.S. dollar relative to foreign currencies. Forward foreign currency contracts are typically used to manage the risks related to fluctuations in currency exchange rates between the time of purchase or sale and the actual settlement of foreign securities. Various investment managers acting for the University use forward foreign exchange contracts in risk-based transactions to carry out their portfolio strategies and are subject to agreements that provide minimum diversification and maximum exposure limits by country and currency.

The value of the University’s non-U.S. dollar holdings, net of the value of the outstanding forward foreign exchange contracts, totaled \$1,522,932,000 or 6 percent of total investments at June 30, 2024, and \$1,618,887,000 or 7 percent of total investments at June 30, 2023, and is summarized as follows:

	2024	2023
	(in thousands)	
Euro	\$ 978,374	\$ 972,724
British pound sterling	237,848	253,746
Swedish krona	136,889	189,547
Japanese yen	93,622	121,052
Canadian dollar	32,578	39,534
Danish krone	22,159	20,237
Other	21,462	22,047
	\$ 1,522,932	\$ 1,618,887

UNIVERSITY OF MICHIGAN

Notes to Consolidated Financial Statements—Continued

Note 2—Cash and Investments—Continued

The Long Term Portfolio and the Monthly Portfolio participate in a short-term, fully collateralized, securities lending program administered by the University’s master custodian. Together, the Portfolios had \$0 and \$13,505,000 in securities loans outstanding at June 30, 2024 and 2023, respectively. At loan inception, an approved borrower must deliver collateral of cash, securities or letters of credit to the University’s lending agent equal to 102 percent of fair value for domestic securities and 105 percent for foreign securities. Collateral positions are monitored daily to ensure that borrowed securities are never less than 100 percent collateralized. At June 30, 2023, collateral of \$13,822,000 (102 percent of securities on loan) includes invested cash of \$4,844,000 and U.S. government securities of \$8,978,000.

Cash collateral held by the University’s lending agent, along with the offsetting liability to return the collateral at loan termination, are recorded in the statement of net position. Neither the University nor its securities lending agent has the ability to pledge or sell securities received as collateral unless a borrower defaults. Securities loans may be terminated upon notice by either the University or the borrower. During 2024, the securities lending program was terminated for both the Long Term and Monthly Portfolios.

Note 3—Accounts Receivable

The composition of accounts receivable at June 30, 2024 and 2023 is summarized as follows:

	2024	2023
	(in thousands)	
Patient care	\$ 1,312,964	\$ 1,020,903
Sponsored programs	216,201	224,731
State appropriations, educational and capital	77,889	72,047
Student accounts	47,261	40,872
Other	101,534	76,090
	1,755,849	1,434,643
Less allowance for uncollectible accounts receivable:		
Patient care	198,077	179,904
All other	24,088	14,969
	\$ 1,533,684	\$ 1,239,770

UNIVERSITY OF MICHIGAN

Notes to Consolidated Financial Statements—Continued

Note 4—Notes and Pledges Receivable

The composition of notes and pledges receivable at June 30, 2024 and 2023 is summarized as follows:

	2024	2023
	(in thousands)	
Notes:		
Federal student loan programs	\$ 35,110	\$ 40,998
University student loan funds	15,032	14,349
Other	5,239	5,015
	55,381	60,362
Less allowance for uncollectible notes	3,100	3,100
Total notes receivable, net	52,281	57,262
Gift pledges:		
Capital	189,084	119,212
Operations	189,749	214,916
	378,833	334,128
Less:		
Allowance for uncollectible pledges	9,404	8,489
Unamortized discount to present value	10,602	5,434
Total pledges receivable, net	358,827	320,205
Total notes and pledges receivable, net	411,108	377,467
Less current portion	120,910	117,669
	\$ 290,198	\$ 259,798

The principal repayment and interest rate terms of federal and University loans vary considerably. The allowance for uncollectible notes only applies to University funded loans and the University portion of federal student loans, as the University is not obligated to fund the federal portion of uncollected student loans. Federal loan programs are funded principally with federal advances to the University under the Perkins and various health professions loan programs.

UNIVERSITY OF MICHIGAN

Notes to Consolidated Financial Statements—Continued

Note 4—Notes and Pledges Receivable—Continued

Payments on pledges receivable at June 30, 2024 are expected to be received in the following years ended June 30 (in thousands):

2025	\$ 113,410
2026	75,045
2027	52,808
2028	36,155
2029	29,890
2030 and after	71,525
	<hr/>
	\$ 378,833

Permanent endowment pledges do not meet eligibility requirements, as defined by GASB, until the related gift is received. Accordingly, permanent endowment pledges totaling \$164,342,000 and \$181,210,000 at June 30, 2024 and 2023, respectively, are not recognized as assets in the accompanying consolidated financial statements. In addition, bequest intentions and other conditional promises are not recognized as assets until the specified conditions are met due to uncertainties with regard to their realizability and valuation.

UNIVERSITY OF MICHIGAN

Notes to Consolidated Financial Statements—Continued

Note 5—Capital Assets

Capital assets activity for the years ended June 30, 2024 and 2023 is summarized as follows:

	2024			
	Beginning Balance	Additions	Retirements	Ending Balance
	(in thousands)			
Land	\$ 180,034	\$ 74,269	\$ 183	\$ 254,120
Land improvements	187,505	16,606	981	203,130
Infrastructure	265,252	517	73	265,696
Buildings	11,426,340	284,115	52,774	11,657,681
Construction in progress	658,744	492,450		1,151,194
Equipment	2,944,250	203,403	90,466	3,057,187
Library materials	782,372	25,420		807,792
Right-to-use assets	505,578	82,858	23,183	565,253
	16,950,075	1,179,638	167,660	17,962,053
Less accumulated depreciation	9,861,002	688,146	157,782	10,391,366
	\$ 7,089,073	\$ 491,492	\$ 9,878	\$ 7,570,687
	2023			
	Beginning Balance	Additions	Retirements	Ending Balance
	(in thousands)			
Land	\$ 175,424	\$ 4,764	\$ 154	\$ 180,034
Land improvements	183,451	4,556	502	187,505
Infrastructure	264,874	378		265,252
Buildings	11,285,552	186,253	45,465	11,426,340
Construction in progress	330,057	328,687		658,744
Equipment	2,845,444	192,585	93,779	2,944,250
Library materials	754,882	27,490		782,372
Right-to-use assets	458,542	72,168	25,132	505,578
	16,298,226	816,881	165,032	16,950,075
Less accumulated depreciation	9,334,494	685,362	158,854	9,861,002
	\$ 6,963,732	\$ 131,519	\$ 6,178	\$ 7,089,073

The increase in construction in progress of \$492,450,000 in 2024 represents the amount of capital expenditures for new projects of \$980,290,000 net of assets placed in service of \$487,840,000. The increase in construction in progress of \$328,687,000 in 2023 represents the amount of capital expenditures for new projects of \$632,158,000 net of assets placed in service of \$303,471,000.

UNIVERSITY OF MICHIGAN

Notes to Consolidated Financial Statements—Continued

Note 6—Long-term Debt

Long-term debt at June 30, 2024 and 2023 is summarized as follows:

	2024	2023
	(in thousands)	
Commercial paper:		
Tax-exempt, variable rate (3.59%)*	\$ 128,265	\$ 132,415
Taxable, variable rate (5.39%)*	61,725	
General revenue bonds:		
Series 2022A, taxable, 3.504% to 4.454% through 2122	1,700,000	1,700,000
Series 2022B, taxable, 3.504% through 2052	300,000	300,000
Series 2022C, taxable, 2.734% to 3.599% through 2047	410,335	413,205
Series 2022D, 5.00% through 2033	54,865	55,325
unamortized premium	10,820	12,331
Series 2020A, 4.00% to 5.00% through 2050	130,485	138,430
unamortized premium	28,095	30,593
Series 2020B, taxable, 1.004% to 2.562% through 2050	850,025	850,025
Series 2019A, 5.00% through 2036	104,220	114,035
unamortized premium	12,661	15,134
Series 2019B, taxable, 2.883% to 3.416% through 2029	8,975	10,615
Series 2019C, 4.00% through 2049		61,725
unamortized premium		4,936
Series 2018A, 4.00% to 5.00% through 2048	121,360	124,390
unamortized premium	12,975	13,931
Series 2017A, 4.86% to 5.00% through 2035	202,700	229,535
unamortized premium	26,739	29,620
Series 2015, 4.00% to 5.00% through 2035	107,845	112,690
unamortized premium	12,483	13,589
Series 2014A, 4.25% to 5.00% through 2030	16,730	18,925
unamortized premium	1,116	1,219
Series 2014B, taxable, 3.516% through 2024		1,000
Series 2013A, 2.50% to 4.00% through 2029	36,015	37,830
unamortized premium	456	629
Series 2012A, variable rate (3.69%)* through 2036	50,000	50,000
Series 2012B, variable rate (4.50%)* through 2042	65,000	65,000
Series 2012D-1, variable rate (4.50%)* through 2025 with partial swap to fixed through 2025	15,625	30,535
Series 2012D-2, variable rate (3.70%)* through 2030 with partial swap to fixed through 2026 and variable rate 2027 through 2030	33,840	39,075
Series 2010A, taxable Build America Bonds, 4.926% to 5.593% through 2040	155,860	162,345
Series 2010D, taxable Build America Bonds, 4.056% to 5.333% through 2041	143,330	145,000
Series 2009B, variable rate (3.67%)* through 2039	118,710	118,710
Series 2008A, variable rate (4.50%)* through 2038	57,085	57,085
Series 2008B, variable rate (3.69%)* through 2028 with partial swap to fixed through 2026	32,075	39,250

UNIVERSITY OF MICHIGAN

Notes to Consolidated Financial Statements—Continued

Note 6—Long-term Debt—Continued

Michigan Finance Authority hospital revenue bonds:		
Series 2022A, 4.00% to 5.00% through 2043		76,700
unamortized premium		10,853
Series 2022B, 4.00% to 5.00% through 2037		11,030
unamortized premium		2,161
Series 2017A, 2.87% through 2043		51,230
Series 2017B**, variable rate through 2043		51,230
Series 2015, 4.00% to 5.00% through 2045		65,565
unamortized premium		5,191
Line of credit, variable rate through 2024		52,000
	5,010,415	5,455,087
Less:		
Commercial paper and current portion of bonds payable	402,592	298,184
Long-term bonds payable subject to remarketing, net	343,770	372,335
	<u>\$ 4,264,053</u>	<u>\$ 4,784,568</u>

* Denotes variable rate at June 30, 2024

** Denotes variable rate bonds not subject to remarketing

Certain variable rate bonds have remarketing features which allow bondholders to put debt back to the University. Accordingly, these variable rate bonds are classified as current unless supported by liquidity agreements, such as lines of credit or standby bond purchase agreements, which can refinance the debt on a long-term basis. The classification of the University's variable rate bonds payable subject to remarketing at June 30, 2024 and 2023 is summarized as follows:

	2024	2023
	(in thousands)	
Variable rate bonds payable subject to remarketing	\$ 372,335	\$ 399,655
Less current principal maturities	28,565	27,320
Long-term bonds payable subject to remarketing, net	<u>\$ 343,770</u>	<u>\$ 372,335</u>

The University maintains six lines of credit which totaled \$2,040,000,000 and were entirely unused at June 30, 2024 and 2023. In addition, the Sparrow Obligated Group, a group comprised of five UM Health-Sparrow hospitals whose collective revenues are pledged in support of all UM Health-Sparrow debt issuances, previously maintained an outstanding line of credit totaling \$52,000,000, all of which was outstanding at June 30, 2023. This line of credit was paid off in full using existing resources and terminated in 2024.

In connection with certain issues of variable rate debt, the University has entered into floating-to-fixed interest rate swaps to convert all or a portion of the associated variable rate debt to synthetic fixed rates to protect against the potential of rising interest rates. Information about the University's interest rate swaps is discussed in Note 7.

UNIVERSITY OF MICHIGAN

Notes to Consolidated Financial Statements—Continued

Note 6—Long-term Debt—Continued

Long-term debt activity for the years ended June 30, 2024 and 2023 is summarized as follows:

	2024			Ending Balance
	Beginning Balance	Additions	Reductions	
	(in thousands)			
Commercial paper	\$ 132,415	\$ 61,725	\$ 4,150	\$ 189,990
Bonds:				
General revenues	4,996,712		176,287	4,820,425
Michigan Finance Authority hospital revenue bonds	273,960		273,960	-
Line of credit	52,000		52,000	-
Other	-	60,373	60,373	-
	<u>\$ 5,455,087</u>	<u>\$ 122,098</u>	<u>\$ 566,770</u>	<u>\$ 5,010,415</u>
	2023			
	Beginning Balance	Additions	Reductions	Ending Balance
	(in thousands)			
Commercial paper	\$ 141,135		\$ 8,720	\$ 132,415
Bonds:				
General revenues	5,064,887		68,175	4,996,712
Michigan Finance Authority hospital revenue bonds	375,089	\$ 88,394	189,523	273,960
Line of credit	14,000	38,000		52,000
	<u>\$ 5,595,111</u>	<u>\$ 126,394</u>	<u>\$ 266,418</u>	<u>\$ 5,455,087</u>

The University maintains a combination of variable and fixed rate debt supported by general revenues, with effective interest rates that averaged 3.6 percent and 3.5 percent in 2024 and 2023, respectively.

The University utilizes commercial paper to provide interim financing for its capital improvement program. The Board of Regents has authorized the issuance of up to \$300,000,000 in commercial paper backed by a general revenue pledge. Outstanding commercial paper debt is converted to long-term debt financing, as appropriate, within the normal course of business.

UNIVERSITY OF MICHIGAN

Notes to Consolidated Financial Statements—Continued

Note 6—Long-term Debt—Continued

During 2024, the University issued \$61,725,000 of taxable commercial paper. Total proceeds of \$61,725,000 were used to refund the remaining portion of General Revenue Bonds Series 2019C, which had an interest rate of 4.0 percent at March 29, 2024 and a final maturity date of April 1, 2049. As a result of this refunding, the University increased its aggregate debt service payments over the next 25 years by \$15,860,000, resulting in a present value economic loss of \$9,828,000.

During 2024, the Sparrow Obligated Group used existing resources of \$102,460,000 to retire Michigan Finance Authority Hospital Revenue Bonds Series 2017A and 2017B. The Sparrow Obligated Group also established three escrow funds using existing resources of \$154,717,000 to legally defease \$65,565,000 of Michigan Finance Authority Hospital Revenue Bonds Series 2015, \$76,700,000 of Michigan Finance Authority Hospital Revenue Bonds Series 2022A and \$11,030,000 of Michigan Finance Authority Hospital Revenue Bonds Series 2022B, resulting in a gain on defeasance of \$23,447,000 which was recognized into other nonoperating revenues.

During 2024, the University acquired three separate legal entities to facilitate the purchase of property in connection with its Central Campus Residential Development project. This acquisition resulted in an increase to capital assets of \$59,923,000 and debt of \$60,373,000. The University utilized existing resources to fully extinguish the debt associated with the acquisition of these entities during the current year.

During 2023, the Sparrow Obligated Group issued \$76,700,000 of fixed rate, taxable Michigan Finance Authority Hospital Revenue Bonds Series 2022A with a net original issue premium of \$11,694,000. Total bond proceeds of \$88,394,000 were utilized to refund \$87,577,000 of existing bonds and provide \$817,000 for bond issuance costs.

During 2023, the Sparrow Obligated Group also established an escrow fund using existing resources of \$86,041,000 to legally defease \$82,500,000 of Michigan Finance Authority Hospital Revenue Bonds Series 2015, resulting in a gain on defeasance of \$4,644,000 which was recognized into other nonoperating revenues.

Deferred outflows and deferred inflows associated with the University's refunding activity totaled \$29,185,000 and \$39,550,000, respectively, at June 30, 2024. Deferred outflows and deferred inflows associated with the University's refunding activity totaled \$31,556,000 and \$47,948,000, respectively, at June 30, 2023. The outstanding balance of these deferred outflows and deferred inflows will be amortized into interest expense over the remaining life of the refunded bonds.

UNIVERSITY OF MICHIGAN

Notes to Consolidated Financial Statements—Continued

Note 6—Long-term Debt—Continued

Debt obligations are generally callable by the University and mature at various dates through fiscal 2122. Principal maturities, including interest on debt obligations, based on scheduled bond maturities for the next five years and in subsequent five-year periods are as follows:

	Principal	Interest* (in thousands)	Total
2025	\$ 391,530	\$ 182,174	\$ 573,704
2026	102,155	176,993	279,148
2027	145,010	172,346	317,356
2028	111,255	166,653	277,908
2029	90,990	161,473	252,463
2030-2034	558,355	736,767	1,295,122
2035-2039	513,500	621,132	1,134,632
2040-2044	592,560	499,965	1,092,525
2045-2049	95,055	456,745	551,800
2050-2054	1,104,660	359,255	1,463,915
2055-2119		3,474,120	3,474,120
2120-2122	1,200,000	160,344	1,360,344
Total payments	4,905,070	\$ 7,167,967	\$ 12,073,037
Plus unamortized premiums	105,345		
	<u>\$ 5,010,415</u>		

* Interest on variable rate debt is estimated based on rates in effect at June 30, 2024; amounts do not reflect federal subsidies to be received for Build America Bonds interest

The University maintains certain unsecured lines of credit and standby bond purchase agreements that, in accordance with GASB requirements, do not qualify to support the noncurrent classification of variable rate bonds payable subject to remarketing. If all of the variable rate bonds subject to remarketing were put back to the University on July 1, 2024, and these existing unsecured lines of credit and standby bond purchase agreements were not extended upon their current expiration dates, the total principal payments due in 2025 would decrease to \$378,590,000, total principal payments due in 2026 would increase to \$238,950,000, total principal payments due in 2027 would decrease to \$131,040,000, total principal payments due in 2028 would increase to \$198,650,000 and total principal payments due in 2029 would increase to \$186,640,000. Accordingly, principal payments due in subsequent years would be reduced to \$456,905,000 in 2030 through 2034, \$353,895,000 in 2035 through 2039 and \$560,685,000 in 2040 through 2044. Principal payments due in 2045 through 2122 would not change. There would not be a material impact on annual interest payments as a result of these changes.

UNIVERSITY OF MICHIGAN

Notes to Consolidated Financial Statements—Continued

Note 6—Long-term Debt—Continued

Condensed financial information for the Sparrow Obligated Group at and for the year ended June 30, 2023 is as follows (in thousands):

Condensed Statement of Net Position

Assets:	
Current assets	\$ 469,267
Noncurrent assets	1,168,195
Total assets	1,637,462
Deferred outflows	143,931
Liabilities:	
Current liabilities	417,516
Noncurrent liabilities	323,278
Total liabilities	740,794
Deferred inflows	6,885
Net position:	
Net investment in capital assets	312,868
Unrestricted	720,846
Total net position	\$ 1,033,714

Condensed Statement of Revenues, Expenses and Changes in Net Position

Operating revenues	\$ 1,235,030
Operating expenses other than depreciation expense	(1,307,214)
Depreciation expense	(57,612)
Operating loss	(129,796)
Nonoperating expenses, net	(2,266)
Other revenues, net	46,991
Decrease in net position	(85,071)
Net position, beginning of year	1,118,785
Net position, end of year	\$ 1,033,714

Condensed Statement of Cash Flows

Net cash used in operating activities	\$ (207,992)
Net cash used in noncapital financing activities	(3,321)
Net cash used in capital and related financing activities	(61,470)
Net cash provided by investing activities	261,395
Net decrease in cash and cash equivalents	(11,388)
Cash and cash equivalents, beginning of year	72,163
Cash and cash equivalents, end of year	\$ 60,775

UNIVERSITY OF MICHIGAN

Notes to Consolidated Financial Statements—Continued

Note 7—Derivative Instruments

Derivatives held by the University are recorded at fair value in the statement of net position. For hedging derivative instruments that are effective in significantly reducing an identified financial risk, the corresponding change in fair value is deferred and included in the statement of net position. For all other derivative instruments, changes in fair value are reported as investment income or loss.

Derivative instruments held by the University at June 30, 2024 and 2023 are summarized as follows:

	2024	
	Notional Amount	Fair Value
	(in thousands)	
Investment derivative instruments:		
Investment portfolios:		
Futures	\$ 97,415	\$ 556
Foreign currency forwards:		
Euro	761,035	5,412
Mexican peso	62,585	(3,316)
Japanese yen	63,863	3,140
South African rand	32,250	1,784
Turkish lira	17,145	1,019
Philippines peso	50,573	(988)
All other currencies	840,053	(2,794)
	1,827,504	4,257
	\$ 1,924,919	\$ 4,813
Other derivative instruments:		
Floating-to-fixed interest rate swap on debt	\$ 15,595	\$ (80)
Effective cash flow hedges:		
Floating-to-fixed interest rate swaps on debt	\$ 24,965	\$ (27)

UNIVERSITY OF MICHIGAN

Notes to Consolidated Financial Statements—Continued

Note 7—Derivative Instruments—Continued

	2023	
	Notional Amount	Fair Value
	(in thousands)	
Investment derivative instruments:		
Investment portfolios:		
Futures	\$ 148,952	\$ (2,033)
Foreign currency forwards:		
Japanese yen	96,540	3,735
Pound sterling	69,739	(1,394)
Hungarian forint	45,135	868
Mexican peso	35,918	567
Chinese yuan	21,651	532
Turkish lira	1,516	(483)
All other currencies	780,474	1,913
	<u>1,050,973</u>	<u>5,738</u>
	<u>\$ 1,199,925</u>	<u>\$ 3,705</u>
Other derivative instruments:		
Floating-to-fixed interest rate swap on debt	\$ 30,475	\$ (353)
Effective cash flow hedges:		
Floating-to-fixed interest rate swaps on debt	\$ 37,365	\$ (32)

UNIVERSITY OF MICHIGAN

Notes to Consolidated Financial Statements—Continued

Note 7—Derivative Instruments—Continued

The University utilizes bond futures in its investment portfolios to adjust the duration of cash equivalents and fixed income securities, while foreign currency forward contracts are utilized to settle securities and transactions denominated in foreign currencies and manage foreign exchange risk. Other derivative instruments in the University’s investment portfolios consist primarily of interest rate swaps, credit default swaps and total return swaps used to carry out investment and portfolio strategies.

In connection with certain issues of variable rate debt, the University has entered into floating-to-fixed interest rate swaps to convert all or a portion of the associated variable rate debt to synthetic fixed rates to protect against the potential of rising interest rates. The fair value of these swaps generally represent the estimated amount that the University would pay to terminate the swap agreements at the statement of net position date, taking into account current interest rates and creditworthiness of the underlying counterparty. The valuation inputs used to determine the fair value of these instruments are considered Level 2, as they rely on observable inputs other than quoted market prices. The notional amount represents the underlying reference of the instrument and does not represent the amount of the University’s settlement obligations.

The change in fair value of derivative instruments, which includes realized gains and losses on positions closed, for the years ended June 30, 2024 and 2023 is summarized as follows:

	2024	2023
	(in thousands)	
Investment derivative instruments:		
Investment portfolios:		
Futures	\$ 4,267	\$ (4,171)
Foreign currency forwards	31,655	15,406
Other	3,566	802
	\$ 39,488	\$ 12,037
Other derivative instruments:		
Floating-to-fixed interest rate swap on debt	\$ 273	\$ 1,337
Effective cash flow hedges:		
Floating-to-fixed interest rate swaps on debt	\$ 5	\$ 1,312

UNIVERSITY OF MICHIGAN

Notes to Consolidated Financial Statements—Continued

Note 7—Derivative Instruments—Continued

Using rates in effect at June 30, 2024, the projected cash flows for the floating-to-fixed interest rate swaps deemed effective cash flow hedges, along with the debt service requirements of the associated variable rate debt, are summarized as follows:

	Variable Rate Bonds		Swap Payments, Net	Total Payments
	Principal	Interest		
	(in thousands)			
2025	\$ 12,940	\$ 2,248	\$ (84)	\$ 15,104
2026	12,045	1,797	(24)	13,818
2027	13,970	1,314		15,284
2028	16,540	749		17,289
2029	8,285	208		8,493
2030	2,135	33		2,168
	\$ 65,915	\$ 6,349	\$ (108)	\$ 72,156

By using derivative financial instruments to hedge exposures to changes in interest rates, the University is exposed to termination risk and basis risk. There is termination risk with floating-to-fixed interest rate swaps as the University or swap counterparty may terminate a swap if the other party fails to perform under the terms of the contract or its credit rating falls below investment grade. Termination risk is the risk that the associated variable rate debt no longer carries a synthetic fixed rate and if at the time of termination a swap has a negative fair value, the University is liable to the counterparty for payment equal to the swap's fair value. The University is also exposed to basis risk as a portion of the variable payments paid to the University by the counterparties are based on a percentage of the Secured Overnight Financing Rate ("SOFR"). Basis risk is the risk that changes in the relationship between the floating Securities Industry and Financial Markets Association Municipal Index and SOFR may impact the synthetic fixed rate of the variable rate debt. At June 30, 2024 and 2023, the University is not exposed to credit risk as the swaps have negative fair values.

The University is subject to collateral requirements with its counterparties on certain derivative instrument positions. To meet trading margin requirements for bond futures, the University had cash and U.S. government securities with a fair value of \$4,937,000 and \$4,096,000 at June 30, 2024 and 2023, respectively, on deposit with its futures broker as collateral.

UNIVERSITY OF MICHIGAN

Notes to Consolidated Financial Statements—Continued

Note 8—Self-Insurance

The University is self-insured for medical malpractice, workers’ compensation, directors’ and officers’ liability, property damage, auto liability and general liability through Veritas Insurance Corporation. The University is also self-insured for various employee benefits through internally maintained funds.

Claims and expenses are reported when it is probable that a loss has occurred and the amount of the loss can be reasonably estimated. Those losses include an estimate of claims that have been incurred but not reported and the future costs of handling claims. These liabilities are generally based on actuarial valuations and are reported at present value, discounted at a rate of 5 percent.

Changes in the total reported liability for insurance and benefits reserves for the years ended June 30, 2024 and 2023 are summarized as follows:

	2024	2023
	(in thousands)	
Balance, beginning of year	\$ 465,776	\$ 864,602
Claims incurred and changes in estimates	1,166,683	1,128,310
Claim payments	(1,137,691)	(1,527,136)
Balance, end of year	494,768	465,776
Less current portion	283,235	253,398
	\$ 211,533	\$ 212,378

On September 16, 2022, a settlement agreement between the University and claimants who alleged abuse by the late University physician Robert Anderson was approved by all parties and finalized. On October 12, 2022, the University transferred \$490,750,000 into accounts designated per the terms of the agreement to facilitate settlement with the claimants.

UNIVERSITY OF MICHIGAN

Notes to Consolidated Financial Statements—Continued

Note 9—Pension Plans

UM Health-Sparrow: UM Health-Sparrow has two noncontributory, single-employer defined benefit pension plans, both of which are closed to new participants. Plan A1 includes employees who continue to accrue benefits and Plan A2 includes employees who are not accruing additional benefits. The plans generally provide benefits based upon years of service and employee earnings. The UM Health-Sparrow Board of Directors has the authority to establish and amend benefit provisions of the plans.

The annual pension expense and net pension liability is actuarially calculated using the entry age normal level percent of pay method. UM Health-Sparrow has elected to measure its net pension liability six months prior to the fiscal year end reporting date and amounts measured at December 31, 2023 and 2022 were determined based on an actuarial valuation at January 1, 2023 and 2022, respectively. There are no significant changes known which would impact the net pension liability between the measurement date and the reporting date, other than typical plan experience.

For purposes of the December 31, 2023 and 2022 measurement dates, the number of plan participants consisted of the following:

	2024	
	Plan A1	Plan A2
Active participants	1,080	796
Vested terminated participants	226	1,350
Retirees, beneficiaries and disabled participants	1,252	1,679
	2,558	3,825
	2023	
	Plan A1	Plan A2
Active participants	1,205	870
Vested terminated participants	209	1,376
Retirees, beneficiaries and disabled participants	1,168	1,614
	2,582	3,860

UNIVERSITY OF MICHIGAN

Notes to Consolidated Financial Statements—Continued

Note 9—Pension Plans—Continued

Changes in the reported net pension liability for the years ended June 30, 2024 and 2023 are summarized as follows:

	2024		
	Total Pension Liability	Plan Fiduciary Net Position (in thousands)	Net Pension Liability
Balance, beginning of year	\$ 691,217	\$ 675,577	\$ 15,640
Service cost	3,871		3,871
Interest cost	44,823		44,823
Changes in assumptions	(38,356)		(38,356)
Differences between expected and actual plan experience	6,335		6,335
Benefit payments	(43,413)	(43,413)	-
Administrative expenses		(7,794)	7,794
Net investment income:			
Expected investment earnings		43,563	(43,563)
Differences between expected and actual investment earnings		20,593	(20,593)
Balance, end of year	<u>\$ 664,477</u>	<u>\$ 688,526</u>	<u>\$ (24,049)</u>
	2023		
	Total Pension Liability	Plan Fiduciary Net Position (in thousands)	Net Pension Liability
Balance, beginning of year	\$ 665,557	\$ 826,432	\$ (160,875)
Service cost	4,429		4,429
Interest cost	44,648		44,648
Changes in assumptions	14,896		14,896
Differences between expected and actual plan experience	2,143		2,143
Benefit payments	(40,456)	(40,456)	-
Contributions from the employer		10,674	(10,674)
Administrative expenses		(8,743)	8,743
Net investment income:			
Expected investment earnings		55,935	(55,935)
Differences between expected and actual investment earnings		(168,265)	168,265
Balance, end of year	<u>\$ 691,217</u>	<u>\$ 675,577</u>	<u>\$ 15,640</u>

The plan fiduciary net position as a percentage of the total pension liability was 104 percent and 98 percent at June 30, 2024 and 2023, respectively.

UNIVERSITY OF MICHIGAN

Notes to Consolidated Financial Statements—Continued

Note 9—Pension Plans—Continued

Significant actuarial assumptions used at the December 31, 2023 and 2022 measurement dates are as follows:

	2024	
	Plan A1	Plan A2
Discount rate	8.00%	6.40%
Increase in compensation rate (including inflation)	4.00%	N/A
Investment rate of return	8.00%	6.40%
Mortality table	Pri-2012, Scale MSS-2023	Pri-2012, Scale MSS-2023

	2023	
	Plan A1	Plan A2
Discount rate	7.25%	6.02%
Increase in compensation rate (including inflation)	4.00%	N/A
Investment rate of return	7.25%	6.02%
Mortality table	Pri-2012, Scale MSS-2022	Pri-2012, Scale MSS-2022

Discount rates are based on the expected rate of return on pension plan investments. The projection of cash flows used to determine the discount rate assumed that employer contributions will be made based on the minimum contribution projection under provisions of ERISA and the Pension Protection Act of 2006, for future years. Based on the stated assumptions, the pension plan's fiduciary net position and future contributions were sufficient to finance the future benefit payments of the current plan members for all projection years. As a result, the long-term expected rate of return on pension plan investments was applied to all periods of the projected benefit payments to determine the total pension liability.

UNIVERSITY OF MICHIGAN

Notes to Consolidated Financial Statements—Continued

Note 9—Pension Plans—Continued

The long-term expected rate of return on pension plan investments was determined using the expected future rates of return for the target asset allocation of the portfolio. The target allocation and best estimate rates of return by asset class are summarized as follows:

	2024			
	Plan A1		Plan A2	
	Portfolio Allocation	Long-Term Expected Return	Portfolio Allocation	Long-Term Expected Return
U.S. large cap	22.0%	8.6%	10.0%	8.0%
U.S. small/mid cap	8.0%	9.0%	3.0%	8.0%
International developed	20.0%	9.3%	8.0%	9.3%
Corporate 10+ year	20.0%	6.7%	52.0%	6.6%
STRIPs			13.0%	5.3%
High yield	5.0%	7.8%	2.0%	7.8%
Emerging markets debt	5.0%	8.8%	2.0%	8.8%
Private real estate	8.0%	7.3%	10.0%	7.3%
Private equity	7.0%	11.7%		
Structured credit	5.0%	10.5%		

	2023			
	Plan A1		Plan A2	
	Portfolio Allocation	Long-Term Expected Return	Portfolio Allocation	Long-Term Expected Return
U.S. large cap	22.0%	8.6%	10.0%	8.0%
U.S. small/mid cap	8.0%	9.0%	3.0%	8.0%
International developed	20.0%	9.3%	8.0%	9.3%
Corporate 10+ year	20.0%	6.7%	45.5%	6.6%
STRIPs			19.5%	5.3%
High yield	5.0%	7.8%	2.0%	7.8%
Emerging markets debt	5.0%	8.8%	2.0%	8.8%
Private real estate	8.0%	7.3%	10.0%	7.3%
Private equity	7.0%	11.7%		
Structured credit	5.0%	10.5%		

UNIVERSITY OF MICHIGAN

Notes to Consolidated Financial Statements—Continued

Note 9—Pension Plans—Continued

A one-percentage point change in the discount rate would impact the reported net pension liability at June 30, 2024 and 2023 as follows:

	2024		2023	
	1% Decrease	1% Increase	1% Decrease	1% Increase
	(in thousands)			
Net pension liability	\$ 66,033	\$ (56,617)	\$ 73,092	\$ (62,364)

The components of pension expense for the years ended June 30, 2024 and 2023 are summarized as follows:

	2024	2023
	(in thousands)	
Service cost	\$ 3,871	\$ 4,429
Interest cost	44,823	44,648
Expected investment earnings	(43,563)	(55,935)
Administrative expenses	7,794	8,743
Amortization of deferred outflows and deferred inflows	25,054	41,938
	<u>\$ 37,979</u>	<u>\$ 43,823</u>

Deferred outflows and deferred inflows related to the reported net pension liability at June 30, 2024 and 2023 are summarized as follows:

	2024		2023	
	Deferred Outflows	Deferred Inflows	Deferred Outflows	Deferred Inflows
Changes in assumptions	\$ 256	\$ 24,109	\$ 7,006	
Differences between expected and actual plan experience	5,066		1,969	\$ 221
Differences between expected and actual investment earnings	84,485		134,613	
	89,807	24,109	143,588	221
Contributions made after measurement date	5,107			
	<u>\$ 94,914</u>	<u>\$ 24,109</u>	<u>\$ 143,588</u>	<u>\$ 221</u>

UNIVERSITY OF MICHIGAN

Notes to Consolidated Financial Statements—Continued

Note 9—Pension Plans—Continued

Deferred outflows and deferred inflows related to changes in assumptions and differences between expected and actual experience will be recognized into expense in the following years ended June 30 (in thousands):

2025	\$ 20,432
2026	23,623
2027	25,762
2028	(4,119)
	<u>\$ 65,698</u>

The inputs used to determine the fair value of the plan’s investments reported at June 30, 2024 and 2023 are summarized as follows:

	2024		
	Level 1	NAV (in thousands)	Total Fair Value
Cash and cash equivalents	\$ 3,954		\$ 3,954
Fixed income securities	35,088		35,088
Commingled funds	514,226	\$ 135,258	649,484
	<u>\$ 553,268</u>	<u>\$ 135,258</u>	<u>\$ 688,526</u>
	2023		
	Level 1	NAV (in thousands)	Total Fair Value
Cash and cash equivalents	\$ 3,957		\$ 3,957
Fixed income securities	56,818		56,818
Commingled funds	470,012	\$ 144,790	614,802
	<u>\$ 530,787</u>	<u>\$ 144,790</u>	<u>\$ 675,577</u>

UNIVERSITY OF MICHIGAN

Notes to Consolidated Financial Statements—Continued

Note 9—Pension Plans—Continued

UM Health-West: UM Health-West has a noncontributory, single-employer defined benefit pension plan, which is closed to new participants. The plan generally provides benefits based on years of service and employee earnings. The UM Health-West Board of Directors has the authority to establish and amend benefit provisions of the plan.

The annual pension expense and net pension liability is actuarially calculated using the entry age normal level percent of pay method. UM Health-West has elected to measure the net pension liability nine months prior to the fiscal year end reporting date and amounts measured at September 30, 2023 and 2022 were determined based on an actuarial valuation at October 1, 2022 and 2021, respectively. There are no significant changes known which would impact the net pension liability between the measurement date and the reporting date, other than typical plan experience.

For purposes of the September 30, 2023 and 2022 measurement dates, the number of plan participants consisted of the following:

	2024	2023
Active participants	326	369
Vested terminated participants	722	791
Retirees, beneficiaries and disabled participants	602	553
	1,650	1,713

UNIVERSITY OF MICHIGAN

Notes to Consolidated Financial Statements—Continued

Note 9—Pension Plans—Continued

Changes in the reported net pension liability for the years ended June 30, 2024 and 2023 are summarized as follows:

	2024		
	Total Pension Liability	Plan Fiduciary Net Position (in thousands)	Net Pension Liability
Balance, beginning of year	\$ 66,512	\$ 66,963	\$ (451)
Interest cost	4,477		4,477
Changes in assumptions	(8,224)		(8,224)
Differences between expected and actual plan experience	115		115
Benefit payments	(4,973)	(4,973)	-
Administrative expenses		(151)	151
Net investment income:			
Expected investment earnings		4,503	(4,503)
Differences between expected and actual investment earnings		3,087	(3,087)
Balance, end of year	<u>\$ 57,907</u>	<u>\$ 69,429</u>	<u>\$ (11,522)</u>
	2023		
	Total Pension Liability	Plan Fiduciary Net Position (in thousands)	Net Pension Liability
Balance, beginning of year	\$ 67,758	\$ 90,433	\$ (22,675)
Interest cost	4,569		4,569
Changes in assumptions	165		165
Differences between expected and actual plan experience	1,394		1,394
Benefit payments	(7,374)	(7,374)	-
Contributions from the employer		1,781	(1,781)
Administrative expenses		(147)	147
Net investment income:			
Expected investment earnings		5,314	(5,314)
Differences between expected and actual investment earnings		(23,044)	23,044
Balance, end of year	<u>\$ 66,512</u>	<u>\$ 66,963</u>	<u>\$ (451)</u>

UNIVERSITY OF MICHIGAN

Notes to Consolidated Financial Statements—Continued

Note 9—Pension Plans—Continued

The plan fiduciary net position as a percentage of the total pension liability was 120 percent and 101 percent at June 30, 2024 and 2023, respectively.

Significant actuarial assumptions used at the September 30, 2023 and 2022 measurement dates are as follows:

	2024	2023
Discount rate	8.5%	7.0%
Inflation	2.0%	2.0%
Investment rate of return	8.5%	7.0%
Mortality table	Pri-2012, Scale MP-2021	Pri-2012, Scale MP-2021

Discount rates are based on the expected rate of return on pension plan investments. The projection of cash flows used to determine the discount rate assumed that employer contributions will be made based on the minimum contribution projection under provisions of ERISA and the Pension Protection Act of 2006, for future years. Based on the stated assumptions, the pension plan's fiduciary net position and future contributions were sufficient to finance the future benefit payments of the current plan members for all projection years. As a result, the long-term expected rate of return on pension plan investments was applied to all periods of the projected benefit payments to determine the total pension liability.

The long-term expected rate of return on pension plan investments was determined using the expected future rates of return for the target asset allocation of the portfolio. The target allocation and best estimate rates of return by asset class are summarized as follows:

	2024		2023	
	Portfolio Allocation	Long-Term Expected Return	Portfolio Allocation	Long-Term Expected Return
U.S. large cap	25.0%	9.4%	25.0%	7.9%
U.S. mid cap	10.5%	10.2%	10.5%	8.7%
U.S. small cap	6.5%	10.5%	6.5%	9.3%
International developed	14.0%	7.4%	14.0%	6.0%
Emerging market	9.0%	7.5%	9.0%	5.6%
STRIPs	7.0%	7.6%	7.0%	3.9%
Corporate 10+ year	28.0%	5.8%	28.0%	4.5%

UNIVERSITY OF MICHIGAN

Notes to Consolidated Financial Statements—Continued

Note 9—Pension Plans—Continued

A one-percentage point change in the discount rate would impact the reported net pension liability at June 30, 2024 and 2023 as follows:

	2024		2023	
	1% Decrease	1% Increase	1% Decrease	1% Increase
	(in thousands)			
Net pension liability	\$ 5,109	\$ (4,420)	\$ 6,790	\$ (5,798)

The components of pension expense for the years ended June 30, 2024 and 2023 are summarized as follows:

	2024	2023
	(in thousands)	
Interest cost	\$ 4,477	\$ 4,569
Expected investment earnings	(4,503)	(5,314)
Administrative expenses	151	147
Amortization of deferred outflows and deferred inflows	(3,982)	2,497
	<u>\$ (3,857)</u>	<u>\$ 1,899</u>

Deferred outflows and deferred inflows related to the reported net pension liability at June 30, 2024 and 2023 are summarized as follows:

	2024		2023	
	Deferred Outflows	Deferred Inflows	Deferred Outflows	Deferred Inflows
	(in thousands)			
Changes in assumptions		\$ 2,668	\$ 63	
Differences between expected and actual plan experience	\$ 37		534	
Differences between expected and actual investment earnings	5,120		18,890	\$ 9,783
	<u>\$ 5,157</u>	<u>\$ 2,668</u>	<u>\$ 19,487</u>	<u>\$ 9,783</u>

UNIVERSITY OF MICHIGAN

Notes to Consolidated Financial Statements—Continued

Note 9—Pension Plans—Continued

Deferred outflows and deferred inflows related to changes in assumptions and differences between expected and actual experience will be recognized into expense in the following years ended June 30 (in thousands):

2025	\$ (1,644)
2026	759
2027	3,991
2028	(617)
	<u>\$ 2,489</u>

The inputs used to determine the fair value of the plan’s investments reported at June 30, 2024 and 2023 are summarized as follows:

	2024			Total Fair Value
	Level 1	Level 2	NAV	
	(in thousands)			
Equity securities	\$ 42,268			\$ 42,268
Fixed income securities		\$ 19,076		19,076
Nonmarketable alternative investments			\$ 8,085	8,085
	<u>\$ 42,268</u>	<u>\$ 19,076</u>	<u>\$ 8,085</u>	<u>\$ 69,429</u>
	2023			Total Fair Value
	Level 1	Level 2	NAV	
	(in thousands)			
Equity securities	\$ 42,590			\$ 42,590
Fixed income securities		\$ 16,490		16,490
Nonmarketable alternative investments			\$ 7,883	7,883
	<u>\$ 42,590</u>	<u>\$ 16,490</u>	<u>\$ 7,883</u>	<u>\$ 66,963</u>

UNIVERSITY OF MICHIGAN

Notes to Consolidated Financial Statements—Continued

Note 10—Postemployment Benefits

The University provides retiree health and welfare benefits, primarily medical, prescription drug, dental and life insurance coverage, to eligible retirees and their eligible dependents. Substantially all full-time regular University employees may become eligible for these benefits if they reach retirement age while working for the University. For employees retiring on or after January 1, 1987, contributions toward health and welfare benefits are shared between the University and the retiree and can vary based on date of hire, date of retirement, age and coverage elections.

The University also provides income replacement benefits, retirement savings contributions, and health and life insurance benefits to substantially all regular University employees that are enrolled in a University sponsored long-term disability plan and qualify, based on disability status while working for the University, to receive basic or expanded long-term disability benefits. Contributions toward the expanded long-term disability plan are shared between the University and employees and vary based on years of service, annual base salary and coverage elections. Contributions toward the basic long-term disability plan are paid entirely by the University.

These postemployment benefits are provided through single-employer plans administered by the University. The Executive Vice Presidents of the University have the authority to establish and amend benefit provisions of the plans.

Actuarial projections of postemployment benefits are based on the substantive plan (the plan as understood by the employer and the plan members) and include the types of benefits provided and announced future changes at the time of each valuation and the historical pattern of sharing benefit costs between the employer and plan members to that point.

The University's reported liability for postemployment benefits obligations is calculated using the entry age normal level percent of pay method. The University has elected to measure the total postemployment liability one year prior to the fiscal year end reporting date and amounts measured at June 30, 2023 and 2022 were determined based on an actuarial valuation at January 1, 2023 and 2022, respectively. There are no significant changes known which would impact the total postemployment liability between the measurement date and the reporting date, other than typical plan experience.

UNIVERSITY OF MICHIGAN

Notes to Consolidated Financial Statements—Continued

Note 10—Postemployment Benefits—Continued

For purposes of the June 30, 2023 and 2022 measurement dates, the number of plan participants consisted of the following:

	2023		2022	
	Retiree Health and Welfare	Long-term Disability	Retiree Health and Welfare	Long-term Disability
Active employees	45,821	38,365	44,196	38,612
Retirees receiving benefits	12,693		12,243	
Surviving spouses	921		922	
Participants receiving disability benefits		541		544
	59,435	38,906	57,361	39,156

Changes in the reported total liability for postemployment benefits obligations for the years ended June 30, 2024 and 2023 are summarized as follows:

	2024		
	Retiree Health and Welfare	Long-term Disability	Total
	(in thousands)		
Balance, beginning of year	\$ 3,399,860	\$ 316,515	\$ 3,716,375
Service cost	114,182	29,148	143,330
Interest cost	123,192	11,595	134,787
Changes in assumptions	133,174	(6,729)	126,445
Differences between expected and actual plan experience	4,386	9,986	14,372
Benefit payments	(68,697)	(36,564)	(105,261)
Balance, end of year	3,706,097	323,951	4,030,048
Less current portion	84,945	40,130	125,075
	\$ 3,621,152	\$ 283,821	\$ 3,904,973

UNIVERSITY OF MICHIGAN

Notes to Consolidated Financial Statements—Continued

Note 10—Postemployment Benefits—Continued

	2023		
	Retiree Health and Welfare	Long-term Disability (in thousands)	Total
Balance, beginning of year	\$ 3,982,200	\$ 315,459	\$ 4,297,659
Service cost	165,821	32,124	197,945
Interest cost	88,911	7,148	96,059
Changes in assumptions	(775,254)	(15,101)	(790,355)
Differences between expected and actual plan experience	2,073	10,348	12,421
Benefit payments	(63,891)	(33,463)	(97,354)
Balance, end of year	3,399,860	316,515	3,716,375
Less current portion	68,697	36,564	105,261
	<u>\$ 3,331,163</u>	<u>\$ 279,951</u>	<u>\$ 3,611,114</u>

Since a portion of retiree medical services will be provided by the University's health system, the reported liability for postemployment benefits obligations is net of the related margin and fixed costs associated with providing those services which totaled \$214,019,000 and \$619,599,000 at June 30, 2024 and 2023, respectively.

The University's liability for postemployment benefits obligations is not reduced by the anticipated Medicare Retiree Drug Subsidy for future periods. This subsidy would reduce the reported total postemployment benefits liability by approximately \$448,000,000 and \$365,000,000 at June 30, 2024 and 2023, respectively.

Assets used to fund postemployment benefits are not maintained in a separate legal trust. The University has no obligation to make contributions in advance of when insurance premiums or claims are due for payment and currently pays for postemployment benefits on a pay-as-you-go basis. The University's reported postemployment benefits obligations at June 30, 2024 and 2023, as a percentage of covered payroll of \$5,222,386,000 and \$4,889,673,000 were 77 percent and 76 percent, respectively.

UNIVERSITY OF MICHIGAN

Notes to Consolidated Financial Statements—Continued

Note 10—Postemployment Benefits—Continued

Significant actuarial assumptions used at the June 30, 2023 and 2022 measurement dates are as follows:

	2023	2022
Discount rate*	3.65%	3.54%
Inflation rate	2.00%	2.00%
Immediate/ultimate administrative trend rate	0.0%/3.0%	0.0%/3.0%
Immediate/ultimate medical trend rate	5.75%/4.5%	6.0%/4.5%
Immediate/ultimate Rx trend rate	11.0%/4.5%	7.5%/4.5%
Increase in compensation rate faculty/staff/union	4.50%/4.75%/4.5%	4.50%/4.75%/3.75%
Mortality table**	PUB-2010 Teachers Head Count Table, Scale MP-2021	PUB-2010 Teachers Head Count Table, Scale MP-2021
Average future work life expectancy (years):		
Retiree health and welfare	9.45	9.33
Long-term disability	12.01	12.00

* Bond Buyer 20-year General Obligation Municipal Bond Index as of the last publication of the measurement period

** Based on the University’s study of mortality experience from 2015-2019

A one-percentage point change in the discount rate and assumed health care cost trend rates would impact the reported total liability for postemployment benefits obligations at June 30, 2024 and 2023 as follows:

	2024		2023	
	1% Decrease	1% Increase	1% Decrease	1% Increase
	(in thousands)			
Discount rate:				
Retiree health and welfare	\$ 759,408	\$ (596,005)	\$ 702,617	\$ (552,156)
Long-term disability	\$ 12,638	\$ (19,272)	\$ 10,955	\$ (16,739)
Health care cost trend rates:				
Retiree health and welfare	\$ (710,025)	\$ 954,950	\$ (613,511)	\$ 816,955
Long-term disability	\$ (10,202)	\$ 10,845	\$ (10,044)	\$ 10,817

UNIVERSITY OF MICHIGAN

Notes to Consolidated Financial Statements—Continued

Note 10—Postemployment Benefits—Continued

The components of postemployment benefits expense for the years ended June 30, 2024 and 2023 are summarized as follows:

	2024		
	Retiree Health and Welfare	Long-term Disability (in thousands)	Total
Service cost	\$ 114,182	\$ 29,148	\$ 143,330
Interest cost	123,192	11,595	134,787
Amortization of deferred outflows and deferred inflows	(20,684)	769	(19,915)
	<u>\$ 216,690</u>	<u>\$ 41,512</u>	<u>\$ 258,202</u>

	2023		
	Retiree Health and Welfare	Long-term Disability (in thousands)	Total
Service cost	\$ 165,821	\$ 32,124	\$ 197,945
Interest cost	88,911	7,148	96,059
Amortization of deferred outflows and deferred inflows	(35,240)	498	(34,742)
	<u>\$ 219,492</u>	<u>\$ 39,770</u>	<u>\$ 259,262</u>

Deferred outflows and deferred inflows related to the reported total liability for postemployment benefits obligations at June 30, 2024 and 2023 are summarized as follows:

	2024		2023	
	Deferred Outflows	Deferred Inflows	Deferred Outflows	Deferred Inflows
	(in thousands)			
Changes in assumptions	\$ 647,555	\$ 1,034,760	\$ 654,212	\$ 1,209,737
Differences between expected and actual plan experience	108,795	13,584	118,394	15,595
	756,350	1,048,344	772,606	1,225,332
Benefit payments made after measurement date	125,075		105,261	
	<u>\$ 881,425</u>	<u>\$ 1,048,344</u>	<u>\$ 877,867</u>	<u>\$ 1,225,332</u>

UNIVERSITY OF MICHIGAN

Notes to Consolidated Financial Statements—Continued

Note 10—Postemployment Benefits—Continued

Deferred outflows and deferred inflows related to changes in assumptions and the differences between expected and actual plan experience will be recognized into expense in the following years ended June 30 (in thousands):

2025	\$ 19,915
2026	31,936
2027	38,700
2028	3,820
2029	22,714
2030 and beyond	174,909
	<u>\$ 291,994</u>

Note 11—Retirement Plan

The University has a defined contribution retirement plan for all qualified employees through TIAA and Fidelity Management Trust Company (“FMTC”) mutual funds. All regular and supplemental instructional and primary staff are eligible to participate in the plan based upon age and service requirements. Participants maintain individual contracts with TIAA, or accounts with FMTC, and are fully vested.

For payroll covered under the plan, eligible employees generally contribute 5 percent of their pay and the University generally contributes 10 percent of employees’ pay to the plan. The University contribution commences after an employee has completed one year of employment. Participants may elect to contribute additional amounts to the plan within specified limits that are not matched by University contributions. Contributions and covered payroll under the plan (excluding participants’ additional contributions) for the years ended June 30, 2024 and 2023 are summarized as follows:

	2024	2023
	(in thousands)	
University contributions	\$ 398,235	\$ 372,331
Employee contributions	\$ 209,392	\$ 197,125
Payroll covered under plan	\$ 5,222,386	\$ 4,889,673
Total payroll	\$ 5,406,433	\$ 5,058,307

UNIVERSITY OF MICHIGAN

Notes to Consolidated Financial Statements—Continued

Note 12—Net Position

The composition of net position at June 30, 2024 and 2023 is summarized as follows:

	2024	2023
	(in thousands)	
Net investment in capital assets	\$ 4,977,364	\$ 3,964,182
Restricted:		
Nonexpendable:		
Permanent endowment corpus	3,221,288	2,959,142
Expendable:		
Net appreciation of permanent endowments	4,001,852	3,668,054
Funds functioning as endowment	3,636,132	3,385,536
Restricted for operations and other	836,289	799,478
Unrestricted	5,661,699	5,937,369
	\$ 22,334,624	\$ 20,713,761

Unrestricted net position is not subject to externally imposed stipulations; however, it is subject to internal restrictions. For example, unrestricted net position may be designated for specific purposes by action of management or the Board of Regents. At June 30, 2024 and 2023, substantially all of the unrestricted net position has been designated for various academic programs, research initiatives and capital projects.

Note 13—Federal Direct Lending Program

The University distributed \$314,844,000 and \$303,478,000 during the years ended June 30, 2024 and 2023, respectively, for student loans through the U.S. Department of Education ("DoED") Federal Direct Lending Program. These distributions and related funding sources are not included as expenses and revenues in the accompanying consolidated financial statements. The statement of net position includes a receivable of \$5,347,000 and \$1,226,000 at June 30, 2024 and 2023, respectively, for DoED funding received subsequent to distribution.

UNIVERSITY OF MICHIGAN

Notes to Consolidated Financial Statements—Continued

Note 14—Commitments and Contingencies

Authorized expenditures for construction and other projects unexpended at June 30, 2024 were \$1,616,635,000. Of these expenditures, the University expects that \$1,586,635,000 will be funded by internal sources, gifts, grants and proceeds from borrowings and \$30,000,000 by the State Building Authority.

Under the terms of various limited partnership agreements approved by the Board of Regents or University officers, the University is obligated to make periodic payments for advance commitments to venture capital, private equity, real estate, infrastructure, natural resources and absolute return strategies. At June 30, 2024, the University had committed, but not paid, a total of \$4,483,776,000 in funding for these alternative investments. Based on historical capital calls and discussions with those managing the limited partnerships, outstanding commitments for such investments are anticipated to be paid in the following years ended June 30 (in thousands):

2025	\$ 1,690,408
2026	1,052,301
2027	698,195
2028	401,095
2029	243,424
2030 and beyond	398,353
	<hr/>
	\$ 4,483,776

These commitments are generally able to be called prior to an agreed commitment expiration date and therefore may occur earlier or later than estimated.

UNIVERSITY OF MICHIGAN

Notes to Consolidated Financial Statements—Continued

Note 14—Commitments and Contingencies—Continued

The University has entered into leases for certain space and equipment, as well as SBITAs, which expire at various dates through 2040. Future payments, including both principal and interest on these commitments for the next five years and in subsequent five-year periods are as follows:

	Principal	Interest (in thousands)	Total
2025	\$ 70,093	\$ 11,966	\$ 82,059
2026	55,588	10,176	65,764
2027	42,746	8,664	51,410
2028	33,417	7,483	40,900
2029	23,851	6,492	30,343
2030-2034	92,713	20,407	113,120
2035-2039	38,466	4,344	42,810
2040	1,424	6	1,430
	<u>\$ 358,298</u>	<u>\$ 69,538</u>	<u>\$ 427,836</u>

Substantial amounts are received and expended by the University under federal and state programs and are subject to audit by cognizant governmental agencies. This funding relates to research, student aid, patient care and other programs. The University believes that any liabilities arising from such audits will not have a material effect on its financial position.

The University is a party to various pending legal actions and other claims in the normal course of business, and is of the opinion that the outcome of these proceedings will not have a material adverse effect on its financial position.

UNIVERSITY OF MICHIGAN

Notes to Consolidated Financial Statements—Continued

Note 15—Operating Expenses by Function

Operating expenses by functional classification for the years ended June 30, 2024 and 2023 are summarized as follows:

	2024				
	Compensation and Benefits	Supplies and Services	Depreciation (in thousands)	Scholarships and Fellowships	Total
Instruction	\$ 1,271,054	\$ 173,386			\$ 1,444,440
Research	733,099	344,702			1,077,801
Public service	187,410	118,439			305,849
Academic support	385,149	84,599			469,748
Student services	131,653	49,343			180,996
Institutional support	260,920	136,298			397,218
Operations and maintenance of plant	108,240	322,672			430,912
Auxiliary enterprises	5,246,713	2,792,636			8,039,349
Depreciation			\$ 688,146		688,146
Scholarships and fellowships				\$ 229,222	229,222
	\$ 8,324,238	\$ 4,022,075	\$ 688,146	\$ 229,222	\$ 13,263,681

	2023				
	Compensation and Benefits	Supplies and Services	Depreciation (in thousands)	Scholarships and Fellowships	Total
Instruction	\$ 1,171,937	\$ 158,866			\$ 1,330,803
Research	675,755	296,123			971,878
Public service	182,356	121,021			303,377
Academic support	351,126	77,526			428,652
Student services	121,608	45,954			167,562
Institutional support	223,685	263,632			487,317
Operations and maintenance of plant	103,073	266,925			369,998
Auxiliary enterprises	4,978,886	2,578,962			7,557,848
Depreciation			\$ 685,362		685,362
Scholarships and fellowships				\$ 200,439	200,439
	\$ 7,808,426	\$ 3,809,009	\$ 685,362	\$ 200,439	\$ 12,503,236

UNIVERSITY OF MICHIGAN

Notes to Consolidated Financial Statements—Continued

Note 16—UM Health

Condensed financial information for UM Health, a blended component unit, before the elimination of certain intra-University transactions, at and for the years ended June 30, 2024 and 2023 is as follows:

	2024	2023
	(in thousands)	
Condensed Statement of Net Position		
Assets:		
Current assets	\$ 544,473	\$ 446,069
Noncurrent assets	1,610,202	1,638,665
Total assets	<u>2,154,675</u>	<u>2,084,734</u>
Deferred outflows	<u>100,406</u>	<u>163,418</u>
Liabilities:		
Current liabilities	576,667	358,034
Noncurrent liabilities	330,727	621,547
Total liabilities	<u>907,394</u>	<u>979,581</u>
Deferred inflows	<u>53,917</u>	<u>19,238</u>
Net position:		
Net investment in capital assets	683,141	427,642
Restricted:		
Nonexpendable	10,881	10,429
Expendable	55,193	49,531
Unrestricted	544,555	761,731
Total net position	<u>\$ 1,293,770</u>	<u>\$ 1,249,333</u>
Condensed Statement of Revenues, Expenses and Changes in Net Position		
Operating revenues	\$ 2,017,185	\$ 1,794,435
Operating expenses other than depreciation expense	(1,972,696)	(1,871,017)
Depreciation expense	(104,592)	(107,118)
Operating loss	<u>(60,103)</u>	<u>(183,700)</u>
Nonoperating revenues, net	44,353	52,216
Other expenses, net	(1,041)	(10,228)
Loss before transfers	<u>(16,791)</u>	<u>(141,712)</u>
Transfers from other University units	61,228	3,875
Increase (decrease) in net position	44,437	(137,837)
Net position, beginning of year	1,249,333	121,983
Affiliation with the Sparrow Health System		1,265,187
Net position, beginning of year, as restated	<u>1,249,333</u>	<u>1,387,170</u>
Net position, end of year	<u>\$ 1,293,770</u>	<u>\$ 1,249,333</u>

UNIVERSITY OF MICHIGAN

Notes to Consolidated Financial Statements—Continued

Note 16—UM Health—Continued

	2024	2023
	(in thousands)	
Condensed Statement of Cash Flows		
Net cash provided by (used in) operating activities	\$ 77,777	\$ (67,203)
Net cash provided by noncapital financing activities	55,993	51,374
Net cash used in capital and related financing activities	(198,093)	(192,668)
Net cash provided by investing activities	89,943	184,905
Net increase (decrease) in cash and cash equivalents	25,620	(23,592)
Cash and cash equivalents, beginning of year	86,357	21,947
Affiliation with the Sparrow Health System		88,002
Cash and cash equivalents, beginning of year, as restated	86,357	109,949
Cash and cash equivalents, end of year	\$ 111,977	\$ 86,357

UNIVERSITY OF MICHIGAN

Required Supplementary Information (Unaudited)

Pension Plans

UM Health-Sparrow

Changes in the reported net pension liability for the years ended June 30 are summarized as follows (amounts in thousands):

	2024	2023
Total Pension Liability		
Service cost	\$ 3,871	\$ 4,429
Interest cost	44,823	44,648
Changes in assumptions	(38,356)	14,896
Differences between expected and actual plan experience	6,335	2,143
Benefit payments	(43,413)	(40,456)
Net change in total pension liability	<u>(26,740)</u>	<u>25,660</u>
Total pension liability, end of year	\$ 664,477	\$ 691,217
Plan Fiduciary Net Position		
Benefit payments	\$ (43,413)	\$ (40,456)
Contributions from the employer		10,674
Administrative expenses	(7,794)	(8,743)
Net investment income:		
Expected investment earnings	43,563	55,935
Differences between expected and actual investment earnings	20,593	(168,265)
Net change in plan fiduciary net position	<u>12,949</u>	<u>(150,855)</u>
Plan fiduciary net position, end of year	\$ 688,526	\$ 675,577
Net pension liability, end of year	\$ (24,049)	\$ 15,640
Plan fiduciary net position as a percentage of the total pension liability	104%	98%

UNIVERSITY OF MICHIGAN

Required Supplementary Information (Unaudited)—Continued

Pension Plans—Continued

Employer contributions in relation to actuarially determined contributions for the years ended June 30 are as follows:

	Employer Contributions*	Actuarially Determined Contributions (in thousands)	Excess Contributions
2024	\$ 5,107	\$ 5,107	\$ -
2023	\$ 4,611	\$ -	\$ 4,611

* Reflects no employer contributions after June 30 of the prior fiscal year

Significant methods and assumptions used to calculate the actuarially determined contributions for the years ended June 30 are as follows:

Actuarially determined contributions	The plan is subject to funding requirements under the provisions of ERISA and the Pension Protection Act of 2006 (including MAP-21, HATFA, BBA, ARPA and IJA). The actuarially determined contributions represent the IRC Section 430 minimum required contributions.
Contributions in relation to actuarially determined contributions	Under IRC Section 430, the due date to pay minimum required contributions for the plan year is generally 8½ months after the end of the plan year. For the plan years ended December 31, contributions are due by September 15 of the following year.
Actuarial cost method	Unit credit method
Asset valuation method	24-month smoothed value of assets

	First Segment Rate	Second Segment Rate	Third Segment Rate	Effective Rate
2024	4.75%	5.00%	5.74%	5.26%
2023	4.75%	5.18%	5.92%	5.43%

Mortality Tables prescribed by the Secretary of Treasury

UNIVERSITY OF MICHIGAN

Required Supplementary Information (Unaudited)—Continued

Pension Plans—Continued

UM Health-West

Changes in the reported net pension liability for the years ended June 30 are summarized as follows (amounts in thousands):

	2024	2023	2022	2021
Total Pension Liability				
Interest cost	\$ 4,477	\$ 4,569	\$ 4,543	\$ 4,687
Changes in assumptions	(8,224)	165	89	(3,540)
Differences between expected and actual plan experience	115	1,394	989	(1,662)
Benefit payments	(4,973)	(7,374)	(5,598)	(7,714)
Net change in total pension liability	(8,605)	(1,246)	23	(8,229)
Total pension liability, end of year	\$ 57,907	\$ 66,512	\$ 67,758	\$ 67,735
Plan Fiduciary Net Position				
Benefit payments	\$ (4,973)	\$ (7,374)	\$ (5,598)	\$ (7,714)
Contributions from the employer		1,781	891	900
Administrative expenses	(151)	(147)	(76)	
Net investment income:				
Expected investment earnings	4,503	5,314	4,997	4,797
Differences between expected and actual investment earnings	3,087	(23,044)	16,162	(1,137)
Net change in plan fiduciary net position	2,466	(23,470)	16,376	(3,154)
Plan fiduciary net position, end of year	\$ 69,429	\$ 66,963	\$ 90,433	\$ 74,057
Net pension liability, end of year	\$ (11,522)	\$ (451)	\$ (22,675)	\$ (6,322)
Plan fiduciary net position as a percentage of the total pension liability	120%	101%	133%	109%

UNIVERSITY OF MICHIGAN

Required Supplementary Information (Unaudited)—Continued

Pension Plans—Continued

Changes in the reported net pension liability for the years ended June 30 are summarized as follows (amounts in thousands):

	2020	2019	2018	2017
Total Pension Liability				
Interest cost	\$ 4,957	\$ 4,930	\$ 5,013	\$ 4,482
Changes in assumptions	3,713	(273)	(822)	(24,906)
Differences between expected and actual plan experience	(124)	1,361	(767)	2,067
Benefit payments	(6,791)	(4,489)	(4,712)	(4,089)
Net change in total pension liability	1,755	1,529	(1,288)	(22,446)
Total pension liability, end of year	\$ 75,964	\$ 74,209	\$ 72,680	\$ 73,968
Plan Fiduciary Net Position				
Benefit payments	\$ (6,791)	\$ (4,489)	\$ (4,712)	\$ (4,089)
Contributions from the employer	1,244	1,047	2,171	2,903
Administrative expenses				
Net investment income:				
Expected investment earnings	5,205	5,234	4,848	3,166
Differences between expected and actual investment earnings	426	(1,168)	3,664	1,316
Net change in plan fiduciary net position	84	624	5,971	3,296
Plan fiduciary net position, end of year	\$ 77,211	\$ 77,127	\$ 76,503	\$ 70,532
Net pension liability, end of year	\$ (1,247)	\$ (2,918)	\$ (3,823)	\$ 3,436
Plan fiduciary net position as a percentage of the total pension liability	102%	104%	105%	95%

UNIVERSITY OF MICHIGAN

Required Supplementary Information (Unaudited)—Continued

Pension Plans—Continued

Employer contributions in relation to actuarially determined contributions for the years ended June 30 are as follows (in thousands):

	Employer Contributions*	Actuarially Determined Contributions	Excess (Deficient) Contributions
2024	\$ -	\$ -	\$ -
2023	\$ 445	\$ -	\$ 445
2022	\$ 1,781	\$ -	\$ 1,781
2021	\$ 891	\$ 2,133	\$ (1,242)
2020	\$ 900	\$ 1,336	\$ (436)
2019	\$ 1,244	\$ 393	\$ 851
2018	\$ 1,047	\$ 1,622	\$ (575)
2017	\$ 2,171	\$ 1,754	\$ 417

* Reflects no employer contributions after April 30 of the prior fiscal year

Significant methods and assumptions used to calculate the actuarially determined contributions for the years ended June 30 are as follows:

Actuarially determined contributions The plan is subject to funding requirements under the provisions of ERISA and the Pension Protection Act of 2006 (including MAP-21, HATFA, BBA, ARPA and IIJA). The actuarially determined contributions represent the IRC Section 430 minimum required contributions.

Contributions in relation to actuarially determined contributions Under IRC Section 430, the due date to pay minimum required contributions for the plan year is generally 8½ months after the end of the plan year. For the plan years ended September 30, contributions are due by June 15 of the following year.

Actuarial cost method Unit credit method

Asset valuation method 24-month smoothed value of assets

Interest rate	First Segment Rate	Second Segment Rate	Third Segment Rate	Effective Rate
2024	4.75%	5.00%	5.74%	5.28%
2023	4.75%	5.36%	6.11%	5.61%
2022	4.75%	5.50%	6.27%	5.76%
2021	3.74%	5.35%	6.11%	5.57%
2020	3.92%	5.52%	6.29%	5.73%
2019	4.16%	5.72%	6.48%	5.94%
2018	4.16%	5.72%	6.48%	5.93%
2017	4.43%	5.91%	6.65%	6.13%

Mortality Tables prescribed by the Secretary of Treasury

UNIVERSITY OF MICHIGAN

Required Supplementary Information (Unaudited)—Continued

Postemployment Benefits

The historical reconciliation of the reported total liability for postemployment benefits obligations for the years ended June 30 is summarized as follows (amounts in thousands):

	2024	2023	2022	2021
Service cost	\$ 143,330	\$ 197,945	\$ 213,029	\$ 151,925
Interest cost	134,787	96,059	101,166	125,421
Changes in assumptions	126,445	(790,355)	(368,216)	731,220
Differences between expected and actual plan experience	14,372	12,421	35,115	18,776
Benefit payments	(105,261)	(97,354)	(95,581)	(92,684)
Net change	\$ 313,673	\$ (581,284)	\$ (114,487)	\$ 934,658
Total liability, end of year	\$ 4,030,048	\$ 3,716,375	\$ 4,297,659	\$ 4,412,146
Covered employee payroll	\$ 5,222,386	\$ 4,889,673	\$ 4,502,421	\$ 4,255,709
Total liability as a percentage of covered employee payroll	77%	76%	95%	104%
	2020	2019	2018	2017
Service cost	\$ 134,115	\$ 141,933	\$ 143,787	\$ 122,073
Interest cost	124,023	121,800	94,153	108,561
Changes in assumptions	154,777	(383,315)	(107,874)	255,041
Differences between expected and actual plan experience	38,230	17,535	52,721	14,028
Benefit payments	(87,712)	(87,638)	(77,374)	(72,302)
Net change	\$ 363,433	\$ (189,685)	\$ 105,413	\$ 427,401
Total liability, end of year	\$ 3,477,488	\$ 3,114,055	\$ 3,303,740	\$ 3,198,327
Covered employee payroll	\$ 4,214,627	\$ 4,013,983	\$ 3,792,553	\$ 3,568,918
Total liability as a percentage of covered employee payroll	83%	78%	87%	90%

UNIVERSITY OF MICHIGAN

Required Supplementary Information (Unaudited)—Continued

Postemployment Benefits—Continued

Discount rates used in determining the reported total liability for postemployment benefits obligations at June 30 are as follows:

2024	3.65%
2023	3.54%
2022	2.16%
2021	2.21%
2020	3.50%
2019	3.87%
2018	3.58%
2017	2.85%

University of Michigan
Schedule of Expenditures of Federal Awards
For the Year Ended June 30, 2024

Cluster Title/Federal Grantor/Program	Type	Pass-Through Grantor	Award Identifier	Assistance Listing Number	Assistance Listing Program Title	Federal Expenditures	Passed-Through to Subrecipients
STUDENT FINANCIAL ASSISTANCE CLUSTER							
Education, Department of	Direct			84.007	Federal Supplemental Educational Opportunity Grant	\$ 3,854,059	\$ -
Education, Department of	Direct			84.033	Federal Work-Study Program	\$ 7,220,756	\$ -
Education, Department of	Direct			84.038	Federal Perkins Loan Program Federal Capital Contributions - Balance Outstanding at Beginning of Year	\$ 17,522,984	\$ -
Education, Department of	Direct			84.063	Federal Pell Grant Program	\$ 65,203,625	\$ -
Education, Department of	Direct			84.268	William D. Ford Federal Direct Loan Program	\$ 314,843,632	\$ -
Education, Department of	Direct			84.379	Teacher Education Assistance for College and Higher Education Grants (TEACH Grants)	\$ 43,850	\$ -
Education, Department of	Direct			84.408	Postsecondary Education Scholarships for Veteran's Dependents	\$ 3,911	\$ -
		Total Education, Department of				\$ 408,692,817	\$ -
Health and Human Services, Department of	Direct			93.264	Nurse Faculty Loan Program (NFLP) - Balance Outstanding at Beginning of Year	\$ 4,784,422	\$ -
Health and Human Services, Department of	Direct			93.264	Nurse Faculty Loan Program (NFLP) - New Loans	\$ 837,537	\$ -
						\$ 5,621,959	\$ -
Health and Human Services, Department of	Direct			93.342	Health Professions Student Loans, Including Primary Care Loans/Loans for Disadvantaged Students - Balance Outstanding at Beginning of Year	\$ 11,149,492	\$ -
Health and Human Services, Department of	Direct			93.342	Health Professions Student Loans, Including Primary Care Loans/Loans for Disadvantaged Students - New Loans	\$ 1,468,095	\$ -
						\$ 12,617,587	\$ -
Health and Human Services, Department of	Direct			93.364	Nursing Student Loans - Balance Outstanding at Beginning of Year	\$ 2,840,375	\$ -
Health and Human Services, Department of	Direct			93.364	Nursing Student Loans - New Loans	\$ 786,480	\$ -
						\$ 3,626,855	\$ -
Health and Human Services, Department of	Direct			93.925	Scholarships for Health Professions Students from Disadvantaged Backgrounds - Balance Outstanding at Beginning of Year	\$ 4,700,271	\$ -
Health and Human Services, Department of	Direct			93.925	Scholarships for Health Professions Students from Disadvantaged Backgrounds - New Loans	\$ 112,986	\$ -
		Total Health and Human Services, Department of				\$ 4,813,257	\$ -
						\$ 26,679,658	\$ -
		Total Student Financial Assistance Cluster				\$ 435,372,475	\$ -
ECONOMIC DEVELOPMENT CLUSTER							
Commerce, Department of	Pass-Through	Southwest Michigan Planning Commission (SWMPC)	URI 116631	11.300	Investments for Public Works and Economic Development Facilities	\$ 202,907	\$ -
Commerce, Department of	Direct		06-79-06279	11.307	Economic Adjustment Assistance	\$ 376,404	\$ -
Commerce, Department of	Direct		06-79-06451	11.307	Economic Adjustment Assistance	\$ 991,275	\$ 57,640
Commerce, Department of	Direct		ED22HDQ3070128	11.307	Economic Adjustment Assistance	\$ 167,398	\$ 37,504
Commerce, Department of	Pass-Through	Downriver Community Conference	Grant Agreement	11.307	Economic Adjustment Assistance	\$ 333,263	\$ -
Commerce, Department of	Pass-Through	Western Upper Peninsula Planning & Development Region	Subaward Number: 6408	11.307	Economic Adjustment Assistance	\$ 65,556	\$ -
						\$ 1,933,896	\$ 95,144
		Total Economic Development Cluster				\$ 2,136,803	\$ 95,144
HIGHWAY SAFETY CLUSTER							
Transportation, Department of	Pass-Through	Michigan, State of, State Police	2024-DE-02-00	20.600	State and Community Highway Safety	\$ 24,749	\$ -
Transportation, Department of	Pass-Through	Michigan, State of, State Police	69A37522300004020MI0	20.600	State and Community Highway Safety	\$ 59,903	\$ -
Transportation, Department of	Pass-Through	Michigan, State of, State Police	CP-23-05	20.600	State and Community Highway Safety	\$ 42,701	\$ -
Transportation, Department of	Pass-Through	Michigan, State of, State Police	DE-23-09	20.600	State and Community Highway Safety	\$ 142,668	\$ -
Transportation, Department of	Pass-Through	Michigan, State of, State Police	TR-23-05	20.600	State and Community Highway Safety	\$ 148,841	\$ -
						\$ 418,862	\$ -
Transportation, Department of	Pass-Through	Michigan, State of, State Police	2024-TR-02-01	20.616	National Priority Safety Programs	\$ 465,098	\$ -
Transportation, Department of	Pass-Through	Michigan, State of, State Police	2024-TR-02-02	20.616	National Priority Safety Programs	\$ 23,624	\$ -
Transportation, Department of	Pass-Through	Michigan, State of, State Police	2024-TR-02-03	20.616	National Priority Safety Programs	\$ 72,646	\$ -
						\$ 561,368	\$ -
		Total Highway Safety Cluster				\$ 980,230	\$ -
TRIO CLUSTER							
Education, Department of	Direct		P042A201230	84.042	TRIO Student Support Services	\$ 242,029	\$ -
Education, Department of	Direct		P047M170268	84.047	TRIO Upward Bound	\$ 3,750	\$ -
Education, Department of	Direct		P047M220181	84.047	TRIO Upward Bound	\$ 273,848	\$ -
						\$ 277,598	\$ -
		Total TRIO Cluster				\$ 519,627	\$ -
CCDF CLUSTER							
Health and Human Services, Department of	Pass-Through	Michigan, State of, Education, Department of	Award notice dtd 6/20/22	93.575	Child Care and Development Block Grant	\$ 4,905	\$ -
Health and Human Services, Department of	Pass-Through	Michigan, State of, Education, Department of	Award notice dtd 6/20/22	93.575	Child Care and Development Block Grant	\$ 6,765	\$ -
Health and Human Services, Department of	Pass-Through	Triple P America, Inc.	Evaluation Agreement	93.575	Child Care and Development Block Grant	\$ (2,328)	\$ -

**University of Michigan
Schedule of Expenditures of Federal Awards
For the Year Ended June 30, 2024**

Cluster Title/Federal Grantor/Program	Type	Pass-Through Grantor	Award Identifier	Assistance Listing Number	Assistance Listing Program Title	Federal Expenditures		Passed-Through to Subrecipients	
						\$	9,342	\$	-
MEDICAID CLUSTER									
Health and Human Services, Department of	Pass-Through	Michigan, State of, Health and Human Services, Department of	AS MOMP-UM E20242492-00	93.778	Medical Assistance Program	\$	2,337,185	\$	-
Health and Human Services, Department of	Pass-Through	Michigan, State of, Health and Human Services, Department of	E20213733-001 BE	93.778	Medical Assistance Program		(1,816)		-
Health and Human Services, Department of	Pass-Through	Michigan, State of, Health and Human Services, Department of	E20221082-00/ AC	93.778	Medical Assistance Program		(17,912)		-
Health and Human Services, Department of	Pass-Through	Michigan, State of, Health and Human Services, Department of	E20221299-00/ L	93.778	Medical Assistance Program		(92)		-
Health and Human Services, Department of	Pass-Through	Michigan, State of, Health and Human Services, Department of	E20221729-00/ BL	93.778	Medical Assistance Program		(403)		-
Health and Human Services, Department of	Pass-Through	Michigan, State of, Health and Human Services, Department of	E20222131-002/ BR	93.778	Medical Assistance Program		(553)		-
Health and Human Services, Department of	Pass-Through	Michigan, State of, Health and Human Services, Department of	E20222672-00 CW	93.778	Medical Assistance Program		170		-
Health and Human Services, Department of	Pass-Through	Michigan, State of, Health and Human Services, Department of	E20231979-00 AL HIWVA	93.778	Medical Assistance Program		2,723		-
Health and Human Services, Department of	Pass-Through	Michigan, State of, Health and Human Services, Department of	E20232020-00 CSHCA	93.778	Medical Assistance Program		12,711		-
Health and Human Services, Department of	Pass-Through	Michigan, State of, Health and Human Services, Department of	E20232023-00 W (BRAP-UM)	93.778	Medical Assistance Program		197,091		-
Health and Human Services, Department of	Pass-Through	Michigan, State of, Health and Human Services, Department of	E20232024-00 X (HMED)	93.778	Medical Assistance Program		167,151		3,528
Health and Human Services, Department of	Pass-Through	Michigan, State of, Health and Human Services, Department of	E20232025-Y HMP-IR-UM	93.778	Medical Assistance Program		43,196		-
Health and Human Services, Department of	Pass-Through	Michigan, State of, Health and Human Services, Department of	E20232026-00 AM (LONGTRM-UM)	93.778	Medical Assistance Program		49,397		-
Health and Human Services, Department of	Pass-Through	Michigan, State of, Health and Human Services, Department of	E20232028-00 BB PEDMC	93.778	Medical Assistance Program		7,467		-
Health and Human Services, Department of	Pass-Through	Michigan, State of, Health and Human Services, Department of	E20232029-00 BO SOUND	93.778	Medical Assistance Program		43,451		-
Health and Human Services, Department of	Pass-Through	Michigan, State of, Health and Human Services, Department of	E20232030-00 BU ESMPCP	93.778	Medical Assistance Program		32,747		-
Health and Human Services, Department of	Pass-Through	Michigan, State of, Health and Human Services, Department of	E20232414-001 BPCPC	93.778	Medical Assistance Program		31,961		-
Health and Human Services, Department of	Pass-Through	Michigan, State of, Health and Human Services, Department of	E20232647-00 D BLDQI	93.778	Medical Assistance Program		25,062		-
Health and Human Services, Department of	Pass-Through	Michigan, State of, Health and Human Services, Department of	E20232748-00 Proj B AUMC-UM	93.778	Medical Assistance Program		29,812		-
Health and Human Services, Department of	Pass-Through	Michigan, State of, Health and Human Services, Department of	E20232924-00/ Attachment BS	93.778	Medical Assistance Program		76,528		-
Health and Human Services, Department of	Pass-Through	Michigan, State of, Health and Human Services, Department of	E20233097-00/ Attachment N /	93.778	Medical Assistance Program		285,078		-
Health and Human Services, Department of	Pass-Through	Michigan, State of, Health and Human Services, Department of	E20233262-00/ Attachment AF	93.778	Medical Assistance Program		36,124		-
Health and Human Services, Department of	Pass-Through	Michigan, State of, Health and Human Services, Department of	E20233264-00 BQ (PSYMS)	93.778	Medical Assistance Program		69,854		-
Health and Human Services, Department of	Pass-Through	Michigan, State of, Health and Human Services, Department of	E20233503-00 AC MDQE	93.778	Medical Assistance Program		6,545		-
Health and Human Services, Department of	Pass-Through	Michigan, State of, Health and Human Services, Department of	E20233635-00/Project BL/QSCP-U	93.778	Medical Assistance Program		6,827		-
Health and Human Services, Department of	Pass-Through	Michigan, State of, Health and Human Services, Department of	E20233693-00 AL IALC	93.778	Medical Assistance Program		714		-
Health and Human Services, Department of	Pass-Through	Michigan, State of, Health and Human Services, Department of	E20233700-00 AT (MOMP-UM)	93.778	Medical Assistance Program		1,034,371		-
Health and Human Services, Department of	Pass-Through	Michigan, State of, Health and Human Services, Department of	E20234149-00/ Attachment BD	93.778	Medical Assistance Program		31,522		-
Health and Human Services, Department of	Pass-Through	Michigan, State of, Health and Human Services, Department of	E20234192-00/Project BY	93.778	Medical Assistance Program		35,698		-
Health and Human Services, Department of	Pass-Through	Michigan, State of, Health and Human Services, Department of	E20234275-00/ Attachment F	93.778	Medical Assistance Program		497,494		-
Health and Human Services, Department of	Pass-Through	Michigan, State of, Health and Human Services, Department of	E20234277-00/ Z	93.778	Medical Assistance Program		36,884		-
Health and Human Services, Department of	Pass-Through	Michigan, State of, Health and Human Services, Department of	E20234427-00/Project CG/PEHUOC	93.778	Medical Assistance Program		9,481		-
Health and Human Services, Department of	Pass-Through	Michigan, State of, Health and Human Services, Department of	E20234507-00 CD SCCEE	93.778	Medical Assistance Program		49,083		-
Health and Human Services, Department of	Pass-Through	Michigan, State of, Health and Human Services, Department of	E20234622-00 CI PHEQ-UM	93.778	Medical Assistance Program	5,780,069	-	734,850	-
Health and Human Services, Department of	Pass-Through	Michigan, State of, Health and Human Services, Department of	E20234927-00 CK PSCIP	93.778	Medical Assistance Program		42,916		-
Health and Human Services, Department of	Pass-Through	Michigan, State of, Health and Human Services, Department of	E20234928-00 CL CHEC	93.778	Medical Assistance Program		87,978		-
Health and Human Services, Department of	Pass-Through	Michigan, State of, Health and Human Services, Department of	E20235197-00/ CP	93.778	Medical Assistance Program		45,431		75,586
Health and Human Services, Department of	Pass-Through	Michigan, State of, Health and Human Services, Department of	E20235242-00 CS (ODTPC)	93.778	Medical Assistance Program		32,648		-
Health and Human Services, Department of	Pass-Through	Michigan, State of, Health and Human Services, Department of	E20241260-AUMC	93.778	Medical Assistance Program		6,620		-
Health and Human Services, Department of	Pass-Through	Michigan, State of, Health and Human Services, Department of	E20241583-00/ W	93.778	Medical Assistance Program		411,891		-
Health and Human Services, Department of	Pass-Through	Michigan, State of, Health and Human Services, Department of	E20241774-00/ AH	93.778	Medical Assistance Program		96,546		-
Health and Human Services, Department of	Pass-Through	Michigan, State of, Health and Human Services, Department of	E20241775-00/ B	93.778	Medical Assistance Program		75,436		55,303
Health and Human Services, Department of	Pass-Through	Michigan, State of, Health and Human Services, Department of	E20241914-00 X (HMED-UM)	93.778	Medical Assistance Program		489,721		4,200
Health and Human Services, Department of	Pass-Through	Michigan, State of, Health and Human Services, Department of	E20242020-00/ AJ	93.778	Medical Assistance Program		15,120		-
Health and Human Services, Department of	Pass-Through	Michigan, State of, Health and Human Services, Department of	E20242023-00/ O	93.778	Medical Assistance Program		(12)		-
Health and Human Services, Department of	Pass-Through	Michigan, State of, Health and Human Services, Department of	E20242025-00/ G	93.778	Medical Assistance Program		997,435		-
Health and Human Services, Department of	Pass-Through	Michigan, State of, Health and Human Services, Department of	E20242101-00/ BP	93.778	Medical Assistance Program		272,673		-
Health and Human Services, Department of	Pass-Through	Michigan, State of, Health and Human Services, Department of	E20242103-00 AL (LONGTRM-UM)	93.778	Medical Assistance Program		172,199		-
Health and Human Services, Department of	Pass-Through	Michigan, State of, Health and Human Services, Department of	E20242111-00 AX PEDMC	93.778	Medical Assistance Program		5,427		-
Health and Human Services, Department of	Pass-Through	Michigan, State of, Health and Human Services, Department of	E20242113-00/ AT	93.778	Medical Assistance Program		25,643		-
Health and Human Services, Department of	Pass-Through	Michigan, State of, Health and Human Services, Department of	E20242113-00/ BW	93.778	Medical Assistance Program		120,603		-
Health and Human Services, Department of	Pass-Through	Michigan, State of, Health and Human Services, Department of	E20242261-001 BK SCCEE	93.778	Medical Assistance Program		44,220		-
Health and Human Services, Department of	Pass-Through	Michigan, State of, Health and Human Services, Department of	E20242271-00 AD MDQE	93.778	Medical Assistance Program		17,684		-
Health and Human Services, Department of	Pass-Through	Michigan, State of, Health and Human Services, Department of	E20242277-00 BR (ODTPC-UM)	93.778	Medical Assistance Program		23,792		-
Health and Human Services, Department of	Pass-Through	Michigan, State of, Health and Human Services, Department of	E20242544-HMP-IR-UM	93.778	Medical Assistance Program		28,311		-
Health and Human Services, Department of	Pass-Through	Michigan, State of, Health and Human Services, Department of	E20242547-00/ BA	93.778	Medical Assistance Program		106,754		-
Health and Human Services, Department of	Pass-Through	Michigan, State of, Health and Human Services, Department of	E20242598-00 BL SOUND	93.778	Medical Assistance Program		129,640		-
Health and Human Services, Department of	Pass-Through	Michigan, State of, Health and Human Services, Department of	E20242735-00 BN (PSYMS-UM)	93.778	Medical Assistance Program		115,582		-
Health and Human Services, Department of	Pass-Through	Michigan, State of, Health and Human Services, Department of	E20242887-00 BG (PHEQ-UM)	93.778	Medical Assistance Program	3,342,291	-	-	-
Health and Human Services, Department of	Pass-Through	Michigan, State of, Health and Human Services, Department of	E20242889-00 E BLDQI	93.778	Medical Assistance Program		76,546		-
Health and Human Services, Department of	Pass-Through	Michigan, State of, Health and Human Services, Department of	E20243081 (HMPUC-UM)	93.778	Medical Assistance Program		20,083		-
Health and Human Services, Department of	Pass-Through	Michigan, State of, Health and Human Services, Department of	E20243559-00 AZ PSCIP	93.778	Medical Assistance Program		90,757		-
Health and Human Services, Department of	Pass-Through	Michigan, State of, Health and Human Services, Department of	E20243560-00 AQ CHEC	93.778	Medical Assistance Program		625,533		-
Health and Human Services, Department of	Pass-Through	Michigan, State of, Health and Human Services, Department of	E20243634-00 BF (AACTIVE-UM)	93.778	Medical Assistance Program		79,673		-
Health and Human Services, Department of	Pass-Through	Michigan, State of, Health and Human Services, Department of	E20243763-00/ D	93.778	Medical Assistance Program		27,051		-
Health and Human Services, Department of	Pass-Through	Michigan, State of, Health and Human Services, Department of	E20243764-00/ F	93.778	Medical Assistance Program		101,380		-
Health and Human Services, Department of	Pass-Through	Michigan, State of, Health and Human Services, Department of	E20243766-00/ K_DIEOP-UM	93.778	Medical Assistance Program		9,751		-
Health and Human Services, Department of	Pass-Through	Michigan, State of, Health and Human Services, Department of	E20243768-00 AG (ICAMH-UM)	93.778	Medical Assistance Program		71,961		-
Health and Human Services, Department of	Pass-Through	Michigan, State of, Health and Human Services, Department of	E20244291-00 BQ ESMPCP	93.778	Medical Assistance Program		133,371		-
Health and Human Services, Department of	Pass-Through	Michigan, State of, Health and Human Services, Department of	E20244486-002 CB SCCEP	93.778	Medical Assistance Program		12,157		-
Health and Human Services, Department of	Pass-Through	Michigan, State of, Health and Human Services, Department of	E20244959-00/ CI	93.778	Medical Assistance Program		388,770		-
Health and Human Services, Department of	Pass-Through	Michigan, State of, Health and Human Services, Department of	E20245416-00 (MHICC-UM)	93.778	Medical Assistance Program		5,988		-

**University of Michigan
Schedule of Expenditures of Federal Awards
For the Year Ended June 30, 2024**

Cluster Title/Federal Grantor/Program	Type	Pass-Through Grantor	Award Identifier	Assistance Listing Number	Assistance Listing Program Title	Federal Expenditures	Passed-Through to Subrecipients
Total Medicaid Cluster						\$ 19,265,190	\$ 873,467
RESEARCH AND DEVELOPMENT CLUSTER							
Agriculture, Department of	Pass-Through	Research Corporation for Science Advancement	28378	10.001	Agricultural Research Basic and Applied Research	\$ (5,607)	\$ -
Agriculture, Department of	Pass-Through	Research Corporation for Science Advancement	29011	10.001	Agricultural Research Basic and Applied Research	37,378	-
						<u>\$ 31,771</u>	<u>\$ -</u>
Agriculture, Department of	Direct		AP23WSNWR00C0119	10.028	Wildlife Services	\$ 1,637	\$ -
Agriculture, Department of	Direct		AM22ACERM1018-00	10.174	Acer Access Development Program	\$ 131,463	\$ -
Agriculture, Department of	Direct		N119MSCFRXXXG057	10.202	Cooperative Forestry Research	\$ 452	\$ -
Agriculture, Department of	Direct		N122MSCFRXXXG068	10.202	Cooperative Forestry Research	95,942	-
Agriculture, Department of	Direct		N123MSCFRXXXG074	10.202	Cooperative Forestry Research	246,276	-
Agriculture, Department of	Direct		N124MSCFRXXXG034	10.202	Cooperative Forestry Research	62,769	-
						<u>\$ 405,439</u>	<u>\$ -</u>
Agriculture, Department of	Direct		2021-38420-34072	10.210	Higher Education National Needs Graduate Fellowship Grants	\$ 129,451	\$ -
Agriculture, Department of	Direct		2021-38420-34073	10.210	Higher Education National Needs Graduate Fellowship Grants	110,030	-
						<u>\$ 239,481</u>	<u>\$ -</u>
Agriculture, Department of	Pass-Through	Taza Aya Inc.	Research Agreement	10.243	American Rescue Plan Centers of Excellence for Meat and Poultry Processing and Food Safety Research and Innovation Phase III	\$ 11,103	\$ -
Agriculture, Department of	Direct		58-4000-1-0092	10.250	Agricultural and Rural Economic Research, Cooperative Agreements and Collaborations	\$ 28,338	\$ -
Agriculture, Department of	Direct		58-4000-3-0075	10.250	Agricultural and Rural Economic Research, Cooperative Agreements and Collaborations	35,187	-
						<u>\$ 63,525</u>	<u>\$ -</u>
Agriculture, Department of	Direct		58-4000-8-0048-R	10.253	Consumer Data and Nutrition Research	\$ 9,334	\$ -
Agriculture, Department of	Direct		59-4000-8-0065	10.253	Consumer Data and Nutrition Research	13,131	-
Agriculture, Department of	Direct		59-4000-8-0066	10.253	Consumer Data and Nutrition Research	1,624	-
						<u>\$ 24,089</u>	<u>\$ -</u>
Agriculture, Department of	Direct		2019-51106-30193	10.303	Integrated Programs	\$ 28,251	\$ 30,315
Agriculture, Department of	Direct		2015-67013-22953	10.310	Agriculture and Food Research Initiative (AFRI)	\$ (4,621)	\$ -
Agriculture, Department of	Direct		2017-67019-26292	10.310	Agriculture and Food Research Initiative (AFRI)	6,289	3,690
Agriculture, Department of	Direct		2019-67019-29460	10.310	Agriculture and Food Research Initiative (AFRI)	31,063	-
Agriculture, Department of	Direct		2020-67013-41537	10.310	Agriculture and Food Research Initiative (AFRI)	140,688	90,701
Agriculture, Department of	Direct		2021-67019-33423	10.310	Agriculture and Food Research Initiative (AFRI)	78,588	-
Agriculture, Department of	Direct		20216702139828	10.310	Agriculture and Food Research Initiative (AFRI)	66,086	23,061
Agriculture, Department of	Direct		2022-67011-36573	10.310	Agriculture and Food Research Initiative (AFRI)	61,861	-
Agriculture, Department of	Direct		2022-67012-38587	10.310	Agriculture and Food Research Initiative (AFRI)	80,408	-
Agriculture, Department of	Direct		2022-67017-36303	10.310	Agriculture and Food Research Initiative (AFRI)	183,820	29,526
Agriculture, Department of	Direct		2024-67021-41626	10.310	Agriculture and Food Research Initiative (AFRI)	1,838	-
Agriculture, Department of	Pass-Through	Embry-Riddle Aeronautical University	61572-01	10.310	Agriculture and Food Research Initiative (AFRI)	65,697	-
Agriculture, Department of	Pass-Through	University of Notre Dame, The	204064UM	10.310	Agriculture and Food Research Initiative (AFRI)	143,020	-
						<u>\$ 854,737</u>	<u>\$ 146,978</u>
Agriculture, Department of	Direct		18-DG-11420004-182	10.674	Wood Utilization Assistance	\$ 3,353	\$ -
Agriculture, Department of	Direct		19-DG-11420000-308	10.674	Wood Utilization Assistance	40,511	-
						<u>\$ 43,864</u>	<u>\$ -</u>
Agriculture, Department of	Pass-Through	Michigan Association of Conservation Districts (MACD)	Agreement	10.937	Partnerships for Climate-Smart Commodities	\$ 42,821	\$ -
Agriculture, Department of	Pass-Through	University of Maryland, College Park	85121-Z5150202	10.950	Agricultural Statistics Reports	\$ 128	\$ -
Agriculture, Department of	Direct		12305B22P0178	10.RD		\$ 31,917	\$ -
Agriculture, Department of	Direct		12305B23P0254	10.RD		10,798	-
Agriculture, Department of	Direct		20-JV-11261955-081	10.RD		43,512	-
Agriculture, Department of	Direct		IPA - SCHLANGER, MARGO	10.RD		110,397	-
Agriculture, Department of	Pass-Through	Eastern Band of Cherokee Indians (EBCI)	Independent Contractor Agreeem	10.RD		38,035	-
Agriculture, Department of	Pass-Through	The Rich Earth Institute, Inc.	22-000219	10.RD		15,831	-
						<u>\$ 250,490</u>	<u>\$ -</u>
Total Agriculture, Department of						\$ 2,128,799	\$ 177,293
Commerce, Department of	Direct		NA18SEC0080006	11.008	NOAA Mission-Related Education Awards	\$ 67,312	\$ 80,618
Commerce, Department of	Pass-Through	Eastern Michigan University	Standard Agreement	11.008	NOAA Mission-Related Education Awards	2,332	-
Commerce, Department of	Pass-Through	University of New Hampshire	PZL0194	11.008	NOAA Mission-Related Education Awards	13,358	-
						<u>\$ 83,002</u>	<u>\$ 80,618</u>
Commerce, Department of	Direct		NA20OAR0110427	11.011	Ocean Exploration	\$ 23,869	\$ -
Commerce, Department of	Direct		NA21OAR0110196	11.011	Ocean Exploration	146,815	95,619
Commerce, Department of	Direct		NA22OAR0110618	11.011	Ocean Exploration	69,258	-
Commerce, Department of	Direct		NA23OAR0110315	11.011	Ocean Exploration	54,566	-
						<u>\$ 294,508</u>	<u>\$ 95,619</u>
Commerce, Department of	Pass-Through	Great Lakes Observing System (GLOS)	I0OS001/YR1-GLEN-01	11.012	Integrated Ocean Observing System (IOOS)	\$ 62,033	\$ -
Commerce, Department of	Pass-Through	Great Lakes Observing System (GLOS)	OOS098/FY2-OBS-16	11.012	Integrated Ocean Observing System (IOOS)	70,344	-
						<u>\$ 132,377</u>	<u>\$ -</u>
Commerce, Department of	Direct		CB20ADR0160002	11.016	Statistical, Research, and Methodology Assistance	\$ 650,055	\$ 164,116
Commerce, Department of	Direct		CB21RMD0160004	11.016	Statistical, Research, and Methodology Assistance	412,863	-
						<u>\$ 1,062,918</u>	<u>\$ 164,116</u>
Commerce, Department of	Direct		ED21HDQ0230008	11.023	Science, Technology, Engineering, and Mathematics (STEM) Talent Challenge Program	\$ (1,061)	\$ -
Commerce, Department of	Pass-Through	TechTown	Subaward Agreement 006	11.024	BUILD TO SCALE	\$ 402,683	\$ -
Commerce, Department of	Direct		ED21CHI3020030	11.302	Economic Development Support for Planning Organizations	\$ 2,434	\$ -

University of Michigan
Schedule of Expenditures of Federal Awards
For the Year Ended June 30, 2024

Cluster Title/Federal Grantor/Program	Type	Pass-Through Grantor	Award Identifier	Assistance Listing Number	Assistance Listing Program Title	Federal Expenditures	Passed-Through to Subrecipients
Commerce, Department of	Direct		ED21CHI3030025	11.303	Economic Development Technical Assistance	\$ 23,254	\$ -
Commerce, Department of	Direct		ED21CHI3030025	11.303	Economic Development Technical Assistance	98,758	-
						<u>\$ 122,012</u>	<u>\$ -</u>
Commerce, Department of	Direct		ED22HDQ3130120	11.313	Trade Adjustment Assistance for Firms	\$ 88,749	\$ -
Commerce, Department of	Direct		ED23HDQ3130005	11.313	Trade Adjustment Assistance for Firms	1,025,441	-
						<u>\$ 1,114,190</u>	<u>\$ -</u>
Commerce, Department of	Direct		NA22OAR4050674I	11.405	Cooperative Institute (Inter-Agency Funded Activities)	\$ 349,003	\$ -
Commerce, Department of	Direct		NA22OAR4050675I	11.405	Cooperative Institute (Inter-Agency Funded Activities)	482,595	-
Commerce, Department of	Direct		NA22OAR4050676I-T1-01	11.405	Cooperative Institute (Inter-Agency Funded Activities)	186,469	179,838
Commerce, Department of	Direct		NA23OAR4050594I	11.405	Cooperative Institute (Inter-Agency Funded Activities)	292,372	-
Commerce, Department of	Direct		NA23OAR4050625I	11.405	Cooperative Institute (Inter-Agency Funded Activities)	25,276	15,797
Commerce, Department of	Direct		NA23OAR4050626I	11.405	Cooperative Institute (Inter-Agency Funded Activities)	72,375	-
						<u>\$ 1,408,090</u>	<u>\$ 195,635</u>
Commerce, Department of	Direct		NA18OAR4170102	11.417	Sea Grant Support	\$ 784,369	\$ 177,491
Commerce, Department of	Direct		NA22OAR4170084	11.417	Sea Grant Support	2,102,673	1,494,659
Commerce, Department of	Direct		NA23OAR4170024	11.417	Sea Grant Support	43,832	-
Commerce, Department of	Direct		NA23OAR4170115	11.417	Sea Grant Support	41,179	1,514
Commerce, Department of	Direct		NA24OARX417C0043-T1-01	11.417	Sea Grant Support	30,258	-
Commerce, Department of	Direct		NA24OARX417C0157-T1-01	11.417	Sea Grant Support	27,500	-
Commerce, Department of	Pass-Through	Purdue University	18100059-058	11.417	Sea Grant Support	4,042	-
						<u>\$ 3,033,853</u>	<u>\$ 1,673,664</u>
Commerce, Department of	Direct		NA14NOS4190145	11.419	Coastal Zone Management Administration Awards	\$ (1,609)	\$ (1,609)
Commerce, Department of	Direct		NA19NOS4190058	11.419	Coastal Zone Management Administration Awards	5,127,407	4,184,213
						<u>\$ 5,125,798</u>	<u>\$ 4,182,604</u>
Commerce, Department of	Direct		NA20OAR4310148A	11.431	Climate and Atmospheric Research	\$ 43,278	\$ 152
Commerce, Department of	Direct		NA20OAR4310299	11.431	Climate and Atmospheric Research	117,731	-
Commerce, Department of	Direct		NA21OAR4310136	11.431	Climate and Atmospheric Research	160,016	-
Commerce, Department of	Direct		NA21OAR4310307	11.431	Climate and Atmospheric Research	995,233	177,398
Commerce, Department of	Direct		NA23OAR4310293	11.431	Climate and Atmospheric Research	51,435	-
Commerce, Department of	Direct		NA23OAR4310445-T1-01	11.431	Climate and Atmospheric Research	2,012	-
Commerce, Department of	Direct		NA23OAR4310494	11.431	Climate and Atmospheric Research	16,253	-
Commerce, Department of	Pass-Through	Headwaters Economics	Contract Agreement	11.431	Climate and Atmospheric Research	10,392	-
Commerce, Department of	Pass-Through	The College of William & Mary	744311-712687	11.431	Climate and Atmospheric Research	79,842	-
						<u>\$ 1,476,192</u>	<u>\$ 177,550</u>
Commerce, Department of	Direct		NA17OAR4320152	11.432	National Oceanic and Atmospheric Administration (NOAA) Cooperative Institutes	\$ 225,683	\$ 59,728
Commerce, Department of	Direct		NA22OAR4320150	11.432	National Oceanic and Atmospheric Administration (NOAA) Cooperative Institutes	6,349,547	1,050,424
						<u>\$ 6,575,230</u>	<u>\$ 1,110,152</u>
Commerce, Department of	Direct		NA19OAR4590140	11.459	Weather and Air Quality Research	\$ 221	\$ -
Commerce, Department of	Direct		NA21OAR4590177	11.459	Weather and Air Quality Research	23,223	-
Commerce, Department of	Direct		NA22OAR4590188	11.459	Weather and Air Quality Research	138,720	54,491
Commerce, Department of	Pass-Through	University of Wisconsin	0000002151	11.459	Weather and Air Quality Research	128,258	-
						<u>\$ 290,422</u>	<u>\$ 54,491</u>
Commerce, Department of	Direct		NA21NOS4780155	11.478	Center for Sponsored Coastal Ocean Research Coastal Ocean Program	\$ 64,725	\$ -
Commerce, Department of	Direct		NA22NOS4780168-T1-01	11.478	Center for Sponsored Coastal Ocean Research Coastal Ocean Program	278,112	115,521
						<u>\$ 342,837</u>	<u>\$ 115,521</u>
Commerce, Department of	Direct		70NANB17H291	11.609	Measurement and Engineering Research and Standards	\$ 39,753	\$ 39,753
Commerce, Department of	Direct		70NANB22H178	11.609	Measurement and Engineering Research and Standards	53,462	-
Commerce, Department of	Direct		70NANB23H010	11.609	Measurement and Engineering Research and Standards	109,155	-
Commerce, Department of	Pass-Through	University of South Carolina	24-5748	11.609	Measurement and Engineering Research and Standards	108,084	-
						<u>\$ 310,454</u>	<u>\$ 39,753</u>
Commerce, Department of	Pass-Through	National Center for Defense Manufacturing and Machining	Sub-Recipient Agreement	11.619	Arrangements for Interdisciplinary Research Infrastructure	\$ 1,220,952	\$ 64,033
Commerce, Department of	Pass-Through	University of Cincinnati	014839-00002	11.619	Arrangements for Interdisciplinary Research Infrastructure	52,775	-
						<u>\$ 1,273,727</u>	<u>\$ 64,033</u>
Commerce, Department of	Pass-Through	Kettering University	P0042598	11.RD		\$ 66,073	\$ -
Commerce, Department of	Pass-Through	Reveal Global Consulting, LLC	Reveal -UMIC-2024-01	11.RD		40,877	-
Commerce, Department of	Pass-Through	Southwest Michigan Planning Commission (SWMPC)	Agreement for Services	11.RD		15,468	-
						<u>\$ 122,418</u>	<u>\$ -</u>
					Total Commerce, Department of	<u>\$ 23,172,084</u>	<u>\$ 7,953,756</u>
Defense, Department of	Pass-Through	National Center for Manufacturing Sciences	2023122-142328	12.225	Commercial Technologies for Maintenance Activities Program	\$ 864,827	\$ -
Defense, Department of	Direct		N00014-15-1-2752	12.300	Basic and Applied Scientific Research	(23,058)	-
Defense, Department of	Direct		N00014-17-1-2364	12.300	Basic and Applied Scientific Research	(1,942)	-
Defense, Department of	Direct		N00014-17-1-2491	12.300	Basic and Applied Scientific Research	139,403	-
Defense, Department of	Direct		N00014-18-1-2211	12.300	Basic and Applied Scientific Research	79,312	-
Defense, Department of	Direct		N00014-18-1-2330	12.300	Basic and Applied Scientific Research	109,543	-
Defense, Department of	Direct		N00014-18-1-2333	12.300	Basic and Applied Scientific Research	130,023	-
Defense, Department of	Direct		N00014-18-1-2876	12.300	Basic and Applied Scientific Research	(139,995)	-
Defense, Department of	Direct		N00014-19-1-2249	12.300	Basic and Applied Scientific Research	48,527	-
Defense, Department of	Direct		N00014-19-1-2670	12.300	Basic and Applied Scientific Research	133,595	-
Defense, Department of	Direct		N00014-19-1-2712	12.300	Basic and Applied Scientific Research	24,094	-
Defense, Department of	Direct		N00014-20-1-2044	12.300	Basic and Applied Scientific Research	193,361	-
Defense, Department of	Direct		N00014-20-1-2114	12.300	Basic and Applied Scientific Research	158,821	-

**University of Michigan
Schedule of Expenditures of Federal Awards
For the Year Ended June 30, 2024**

Cluster Title/Federal Grantor/Program	Type	Pass-Through Grantor	Award Identifier	Assistance Listing Number	Assistance Listing Program Title	Federal Expenditures	Passed-Through to Subrecipients
Defense, Department of	Direct		N00014-20-1-2281	12.300	Basic and Applied Scientific Research	9,998	-
Defense, Department of	Direct		N00014-20-1-2286	12.300	Basic and Applied Scientific Research	81,715	-
Defense, Department of	Direct		N00014-20-1-2395	12.300	Basic and Applied Scientific Research	213,625	-
Defense, Department of	Direct		N00014-20-1-2476	12.300	Basic and Applied Scientific Research	(11,627)	-
Defense, Department of	Direct		N00014-20-1-2479	12.300	Basic and Applied Scientific Research	1,546,533	542,486
Defense, Department of	Direct		N00014-20-1-2658	12.300	Basic and Applied Scientific Research	2,257	-
Defense, Department of	Direct		N00014-21-1-2033	12.300	Basic and Applied Scientific Research	245,456	245,456
Defense, Department of	Direct		N00014-21-1-2118	12.300	Basic and Applied Scientific Research	366,427	-
Defense, Department of	Direct		N00014-21-1-2135	12.300	Basic and Applied Scientific Research	92,503	-
Defense, Department of	Direct		N00014-21-1-2149	12.300	Basic and Applied Scientific Research	89,007	-
Defense, Department of	Direct		N00014-21-1-2370	12.300	Basic and Applied Scientific Research	131,867	44,348
Defense, Department of	Direct		N00014-21-1-2456	12.300	Basic and Applied Scientific Research	124,384	-
Defense, Department of	Direct		N00014-21-1-2475	12.300	Basic and Applied Scientific Research	1,038,811	837,059
Defense, Department of	Direct		N00014-21-1-2612	12.300	Basic and Applied Scientific Research	(1,611)	-
Defense, Department of	Direct		N00014-21-1-2623	12.300	Basic and Applied Scientific Research	61,165	791
Defense, Department of	Direct		N00014-21-1-2770	12.300	Basic and Applied Scientific Research	545,709	-
Defense, Department of	Direct		N00014-21-1-2785	12.300	Basic and Applied Scientific Research	107,844	-
Defense, Department of	Direct		N00014-21-1-2795	12.300	Basic and Applied Scientific Research	543,117	-
Defense, Department of	Direct		N00014-22-1-2095	12.300	Basic and Applied Scientific Research	22,962	22,962
Defense, Department of	Direct		N00014-22-1-2101	12.300	Basic and Applied Scientific Research	143,243	-
Defense, Department of	Direct		N00014-22-1-2127	12.300	Basic and Applied Scientific Research	142,704	-
Defense, Department of	Direct		N00014-22-1-2225	12.300	Basic and Applied Scientific Research	(8,731)	-
Defense, Department of	Direct		N00014-22-1-2442	12.300	Basic and Applied Scientific Research	410,867	267,309
Defense, Department of	Direct		N00014-22-1-2509	12.300	Basic and Applied Scientific Research	174,121	-
Defense, Department of	Direct		N00014-22-1-2529	12.300	Basic and Applied Scientific Research	127,413	-
Defense, Department of	Direct		N00014-22-1-2561	12.300	Basic and Applied Scientific Research	59,741	-
Defense, Department of	Direct		N00014-22-1-2570	12.300	Basic and Applied Scientific Research	132,317	-
Defense, Department of	Direct		N00014-22-1-2622	12.300	Basic and Applied Scientific Research	196,958	-
Defense, Department of	Direct		N00014-22-1-2760	12.300	Basic and Applied Scientific Research	75,831	-
Defense, Department of	Direct		N00014-22-1-2801	12.300	Basic and Applied Scientific Research	86,657	-
Defense, Department of	Direct		N00014-23-1-2100	12.300	Basic and Applied Scientific Research	180,683	-
Defense, Department of	Direct		N00014-23-1-2127	12.300	Basic and Applied Scientific Research	143,292	-
Defense, Department of	Direct		N00014-23-1-2143	12.300	Basic and Applied Scientific Research	282,043	-
Defense, Department of	Direct		N00014-23-1-2280	12.300	Basic and Applied Scientific Research	190,352	-
Defense, Department of	Direct		N00014-23-1-2369	12.300	Basic and Applied Scientific Research	195,762	-
Defense, Department of	Direct		N00014-23-1-2408	12.300	Basic and Applied Scientific Research	120,473	-
Defense, Department of	Direct		N00014-23-1-2427	12.300	Basic and Applied Scientific Research	146,563	-
Defense, Department of	Direct		N00014-23-1-2439	12.300	Basic and Applied Scientific Research	120,386	-
Defense, Department of	Direct		N00014-23-1-2496	12.300	Basic and Applied Scientific Research	40,186	11,025
Defense, Department of	Direct		N00014-23-1-2517	12.300	Basic and Applied Scientific Research	63,772	-
Defense, Department of	Direct		N00014-23-1-2590	12.300	Basic and Applied Scientific Research	58,007	-
Defense, Department of	Direct		N00014-23-1-2677	12.300	Basic and Applied Scientific Research	498,851	-
Defense, Department of	Direct		N00014-23-1-2678	12.300	Basic and Applied Scientific Research	50,299	-
Defense, Department of	Direct		N00014-23-1-2689	12.300	Basic and Applied Scientific Research	293,678	-
Defense, Department of	Direct		N00014-23-1-2735	12.300	Basic and Applied Scientific Research	598,119	147,056
Defense, Department of	Direct		N00014-23-1-2894	12.300	Basic and Applied Scientific Research	290,864	-
Defense, Department of	Direct		N00014-24-1-2013	12.300	Basic and Applied Scientific Research	133,968	-
Defense, Department of	Direct		N00014-24-1-2033	12.300	Basic and Applied Scientific Research	62,926	-
Defense, Department of	Direct		N00014-24-1-2036	12.300	Basic and Applied Scientific Research	113,962	-
Defense, Department of	Direct		N00014-24-1-2113	12.300	Basic and Applied Scientific Research	42,571	-
Defense, Department of	Direct		N00014-24-1-2132	12.300	Basic and Applied Scientific Research	11,294	-
Defense, Department of	Direct		N00014-24-1-2139	12.300	Basic and Applied Scientific Research	645,500	-
Defense, Department of	Direct		N00014-24-1-2215	12.300	Basic and Applied Scientific Research	78,321	-
Defense, Department of	Direct		N000142412266	12.300	Basic and Applied Scientific Research	29,645	-
Defense, Department of	Direct		N000142412285	12.300	Basic and Applied Scientific Research	71,676	-
Defense, Department of	Direct		N00173-18-2-C009	12.300	Basic and Applied Scientific Research	1,975	-
Defense, Department of	Direct		N00173-23-C-2010	12.300	Basic and Applied Scientific Research	336,056	-
Defense, Department of	Direct		N00174-22-1-0014	12.300	Basic and Applied Scientific Research	161,391	-
Defense, Department of	Direct		N00174-22-1-0016	12.300	Basic and Applied Scientific Research	87,050	-
Defense, Department of	Pass-Through	Carnegie-Mellon University	1140217-441215	12.300	Basic and Applied Scientific Research	81,789	-
Defense, Department of	Pass-Through	Carnegie-Mellon University	1140225-468567	12.300	Basic and Applied Scientific Research	149,818	-
Defense, Department of	Pass-Through	Illinois Institute of Technology	A23-0120-S001	12.300	Basic and Applied Scientific Research	55,166	-
Defense, Department of	Pass-Through	Lehigh University	544426-78001	12.300	Basic and Applied Scientific Research	57,955	-
Defense, Department of	Pass-Through	North Dakota State University	FA0037339	12.300	Basic and Applied Scientific Research	46,681	-
Defense, Department of	Pass-Through	North Dakota State University	FAR0033631	12.300	Basic and Applied Scientific Research	86,653	-
Defense, Department of	Pass-Through	North Dakota State University	FAR0035572	12.300	Basic and Applied Scientific Research	510,226	-
Defense, Department of	Pass-Through	Northeastern University	503405-78052	12.300	Basic and Applied Scientific Research	227,870	-
Defense, Department of	Pass-Through	Stanford University	62947290-237269	12.300	Basic and Applied Scientific Research	213,942	-
Defense, Department of	Pass-Through	The Trustees of The University of Pennsylvania	4928960	12.300	Basic and Applied Scientific Research	57,282	-
Defense, Department of	Pass-Through	University of California - Los Angeles	0160 G VA521	12.300	Basic and Applied Scientific Research	7,550	-
Defense, Department of	Pass-Through	University of Memphis	A23-0163-S001	12.300	Basic and Applied Scientific Research	559,026	-
Defense, Department of	Pass-Through	University of Minnesota	A008259901	12.300	Basic and Applied Scientific Research	29,759	-
Defense, Department of	Pass-Through	University of Southern California	SCON-00004775	12.300	Basic and Applied Scientific Research	134,912	-
Defense, Department of	Pass-Through	University of Southern Mississippi	8006988-01.01 UMICH	12.300	Basic and Applied Scientific Research	191,615	-
Defense, Department of	Pass-Through	University of Tennessee - Knoxville	A23-0114	12.300	Basic and Applied Scientific Research	98,154	-
Defense, Department of	Pass-Through	University of Wisconsin	0000002565	12.300	Basic and Applied Scientific Research	237,398	-

University of Michigan
Schedule of Expenditures of Federal Awards
For the Year Ended June 30, 2024

Cluster Title/Federal Grantor/Program	Type	Pass-Through Grantor	Award Identifier	Assistance Listing Number	Assistance Listing Program Title	Federal Expenditures		Passed-Through to Subrecipients
						\$	\$	
					Science, Technology, Engineering & Mathematics (STEM) Education, Outreach and Workforce Program	\$	15,398,408	\$ 2,118,492
Defense, Department of	Pass-Through	Virginia Polytechnic Institute and State University dba Virginia Tech	325100-19337	12.330		\$	15,302	\$ -
Defense, Department of	Direct		HDTRA12110012	12.351	Scientific Research - Combating Weapons of Mass Destruction	\$	351,962	\$ 117,882
Defense, Department of	Pass-Through	The Pennsylvania State University (Penn State)	SA21-01	12.351	Scientific Research - Combating Weapons of Mass Destruction	\$	781,775	\$ -
						\$	1,133,737	\$ 117,882
Defense, Department of	Direct		HT94252310046	12.420	Military Medical Research and Development	\$	110,405	\$ -
Defense, Department of	Direct		HT94252310084	12.420	Military Medical Research and Development		477,361	-
Defense, Department of	Direct		HT94252310097	12.420	Military Medical Research and Development		119,128	-
Defense, Department of	Direct		HT94252310141	12.420	Military Medical Research and Development		39,012	-
Defense, Department of	Direct		HT94252310210	12.420	Military Medical Research and Development		431,406	-
Defense, Department of	Direct		HT94252310327	12.420	Military Medical Research and Development		1,370,273	764,663
Defense, Department of	Direct		HT94252310678	12.420	Military Medical Research and Development		117,193	-
Defense, Department of	Direct		HT94252310697	12.420	Military Medical Research and Development		95,707	-
Defense, Department of	Direct		HT94252310698	12.420	Military Medical Research and Development		262,158	-
Defense, Department of	Direct		HT94252310811	12.420	Military Medical Research and Development		297,844	-
Defense, Department of	Direct		HT94252310862	12.420	Military Medical Research and Development		323,747	11,478
Defense, Department of	Direct		HT94252310926	12.420	Military Medical Research and Development		52,555	-
Defense, Department of	Direct		HT94252311041	12.420	Military Medical Research and Development		90,725	1,519
Defense, Department of	Direct		HT94252320010	12.420	Military Medical Research and Development		1,966	-
Defense, Department of	Direct		HT94252320011	12.420	Military Medical Research and Development		138,716	-
Defense, Department of	Direct		HT94252410054	12.420	Military Medical Research and Development		40,934	-
Defense, Department of	Direct		W81XWH-15-1-0703	12.420	Military Medical Research and Development		(5)	-
Defense, Department of	Direct		W81XWH-16-1-0551	12.420	Military Medical Research and Development		(236)	-
Defense, Department of	Direct		W81XWH-17-1-0171	12.420	Military Medical Research and Development		153	-
Defense, Department of	Direct		W81XWH-17-1-0641	12.420	Military Medical Research and Development		7,822	-
Defense, Department of	Direct		W81XWH-18-1-0005	12.420	Military Medical Research and Development		(1,576)	-
Defense, Department of	Direct		W81XWH-18-1-0180	12.420	Military Medical Research and Development		(21,163)	-
Defense, Department of	Direct		W81XWH-18-1-0219	12.420	Military Medical Research and Development		5,421	-
Defense, Department of	Direct		W81XWH1810587	12.420	Military Medical Research and Development		46	-
Defense, Department of	Direct		W81XWH1810656	12.420	Military Medical Research and Development		244,375	45,582
Defense, Department of	Direct		W81XWH1910093	12.420	Military Medical Research and Development		113,016	-
Defense, Department of	Direct		W81XWH1910094	12.420	Military Medical Research and Development		98,022	-
Defense, Department of	Direct		W81XWH1910407/0011332752-0001	12.420	Military Medical Research and Development		447,592	-
Defense, Department of	Direct		W81XWH19-1-0528	12.420	Military Medical Research and Development		18,347	-
Defense, Department of	Direct		W81XWH19-1-0529	12.420	Military Medical Research and Development		5,161	-
Defense, Department of	Direct		W81XWH19-1-0530	12.420	Military Medical Research and Development		131,409	-
Defense, Department of	Direct		W81XWH19-1-0623	12.420	Military Medical Research and Development		58,711	-
Defense, Department of	Direct		W81XWH2010107	12.420	Military Medical Research and Development		(5,100)	-
Defense, Department of	Direct		W81XWH-20-1-0108	12.420	Military Medical Research and Development		321,264	-
Defense, Department of	Direct		W81XWH2010172	12.420	Military Medical Research and Development		17,167	-
Defense, Department of	Direct		W81XWH-20-1-0213	12.420	Military Medical Research and Development		307,560	-
Defense, Department of	Direct		W81XWH-20-1-0336	12.420	Military Medical Research and Development		136,464	58,466
Defense, Department of	Direct		W81XWH2010405	12.420	Military Medical Research and Development		61,066	-
Defense, Department of	Direct		W81XWH2010436	12.420	Military Medical Research and Development		20,849	-
Defense, Department of	Direct		W81XWH2010571	12.420	Military Medical Research and Development		43,403	-
Defense, Department of	Direct		W81XWH2010572	12.420	Military Medical Research and Development		184,484	-
Defense, Department of	Direct		W81XWH2010629	12.420	Military Medical Research and Development		10,940	-
Defense, Department of	Direct		W81XWH2010663	12.420	Military Medical Research and Development		243,633	-
Defense, Department of	Direct		W81XWH2010859	12.420	Military Medical Research and Development		12,733	-
Defense, Department of	Direct		W81XWH2110039	12.420	Military Medical Research and Development		320,911	-
Defense, Department of	Direct		W81XWH-21-1-0040	12.420	Military Medical Research and Development		125,967	-
Defense, Department of	Direct		W81XWH2110238/0011588003	12.420	Military Medical Research and Development		236,528	43,632
Defense, Department of	Direct		W81XWH2110293	12.420	Military Medical Research and Development		123,306	-
Defense, Department of	Direct		W81XWH2110324	12.420	Military Medical Research and Development		177,692	23,386
Defense, Department of	Direct		W81XWH-21-1-0429	12.420	Military Medical Research and Development		656,429	-
Defense, Department of	Direct		W81XWH2110458	12.420	Military Medical Research and Development		285,374	-
Defense, Department of	Direct		W81XWH2110491	12.420	Military Medical Research and Development		297,824	-
Defense, Department of	Direct		W81XWH2110500	12.420	Military Medical Research and Development		225,432	-
Defense, Department of	Direct		W81XWH2110663	12.420	Military Medical Research and Development		53,717	-
Defense, Department of	Direct		W81XWH2110723	12.420	Military Medical Research and Development		140,950	-
Defense, Department of	Direct		W81XWH-21-1-0751	12.420	Military Medical Research and Development		182,532	-
Defense, Department of	Direct		W81XWH2110771	12.420	Military Medical Research and Development		283,228	180,161
Defense, Department of	Direct		W81XWH2110824	12.420	Military Medical Research and Development		296,826	-
Defense, Department of	Direct		W81XWH2110880	12.420	Military Medical Research and Development		104,998	-
Defense, Department of	Direct		W81XWH-21-2-0024	12.420	Military Medical Research and Development		635,822	-
Defense, Department of	Direct		W81XWH-22-1-0032	12.420	Military Medical Research and Development		42,468	-
Defense, Department of	Direct		W81XWH2210120	12.420	Military Medical Research and Development		271,560	-
Defense, Department of	Direct		W81XWH2210240	12.420	Military Medical Research and Development		97,408	-
Defense, Department of	Direct		W81XWH2210270	12.420	Military Medical Research and Development		130,874	-
Defense, Department of	Direct		W81XWH-22-1-0310	12.420	Military Medical Research and Development		141,100	-
Defense, Department of	Direct		W81XWH2210360	12.420	Military Medical Research and Development		116,240	-
Defense, Department of	Direct		W81XWH-22-1-0449	12.420	Military Medical Research and Development		115,854	-
Defense, Department of	Direct		W81XWH2210552	12.420	Military Medical Research and Development		365,152	-
Defense, Department of	Direct		W81XWH2210699	12.420	Military Medical Research and Development		49,909	-
Defense, Department of	Direct		W81XWH-22-1-0794	12.420	Military Medical Research and Development		324,096	42,260

**University of Michigan
Schedule of Expenditures of Federal Awards
For the Year Ended June 30, 2024**

Cluster Title/Federal Grantor/Program	Type	Pass-Through Grantor	Award Identifier	Assistance Listing Number	Assistance Listing Program Title	Federal Expenditures	Passed-Through to Subrecipients
Defense, Department of	Direct		W81XWH2210895	12.420	Military Medical Research and Development	264,523	-
Defense, Department of	Direct		W81XWH2210980	12.420	Military Medical Research and Development	173,195	-
Defense, Department of	Direct		W81XWH2211034	12.420	Military Medical Research and Development	266,151	-
Defense, Department of	Direct		W81XWH2211035	12.420	Military Medical Research and Development	234,535	22,453
Defense, Department of	Direct		W81XWH2211057	12.420	Military Medical Research and Development	589,084	-
Defense, Department of	Pass-Through	Health Research, Inc	537-01	12.420	Military Medical Research and Development	3,909	-
Defense, Department of	Pass-Through	Duke University	313000118	12.420	Military Medical Research and Development	7,837	-
Defense, Department of	Pass-Through	Kessler Foundation Inc	40616-01	12.420	Military Medical Research and Development	269,144	-
Defense, Department of	Pass-Through	Librating Technologies, Inc. (LTI)	SUB-UM-0511	12.420	Military Medical Research and Development	100,325	-
Defense, Department of	Pass-Through	Mayo Clinic	UMI-281519-01	12.420	Military Medical Research and Development	(56,824)	-
Defense, Department of	Pass-Through	Medstar Health Research Institute, Inc.	5002437085	12.420	Military Medical Research and Development	119,962	-
Defense, Department of	Pass-Through	Memorial Sloan-Kettering Cancer Center (MSKCC)	C21907894/C22309700A	12.420	Military Medical Research and Development	(5,416)	-
Defense, Department of	Pass-Through	Memorial Sloan-Kettering Cancer Center (MSKCC)	C22309700A/C22494032	12.420	Military Medical Research and Development	68,152	-
Defense, Department of	Pass-Through	Memorial Sloan-Kettering Cancer Center (MSKCC)	PO# C21907894	12.420	Military Medical Research and Development	131	-
Defense, Department of	Pass-Through	New York University Grossman School of Medicine	20-A0-00-1003912/N210436942	12.420	Military Medical Research and Development	(652)	-
Defense, Department of	Pass-Through	Rosalind Franklin University of Medicine and Sciences	322803	12.420	Military Medical Research and Development	65,600	-
Defense, Department of	Pass-Through	St. Louis University	A00789-14176	12.420	Military Medical Research and Development	17,182	-
Defense, Department of	Pass-Through	State University of New York (SUNY)	R1401824	12.420	Military Medical Research and Development	21,173	-
Defense, Department of	Pass-Through	The Trustees of The University of Pennsylvania	578015 PO 4743923	12.420	Military Medical Research and Development	147,459	-
Defense, Department of	Pass-Through	The University of Texas Southwestern Medical Center	GM O210715	12.420	Military Medical Research and Development	105,675	-
Defense, Department of	Pass-Through	University of Alabama	000507860-SC002	12.420	Military Medical Research and Development	4,855	-
Defense, Department of	Pass-Through	University of Colorado-Denver/Anschutz Medical Campus	FY23.1191.001	12.420	Military Medical Research and Development	41,699	-
Defense, Department of	Pass-Through	University of Colorado-Denver/Anschutz Medical Campus	FY23.891.009	12.420	Military Medical Research and Development	25,355	-
Defense, Department of	Pass-Through	University of Miami	OS00001229	12.420	Military Medical Research and Development	43,634	-
Defense, Department of	Pass-Through	University of Pittsburgh-Of The Commonwealth System of Higher Education	0056666 (413614-6)	12.420	Military Medical Research and Development	15,332	-
Defense, Department of	Pass-Through	Veterans Education & Research Assoc of MI (VERAM)	UMSub-2001	12.420	Military Medical Research and Development	7,374	-
Defense, Department of	Pass-Through	Washington State University	143150 WSU001092	12.420	Military Medical Research and Development	233,773	-
						\$ 14,996,052	\$ 1,193,600
Defense, Department of	Direct		W911NF-17-1-0312	12.431	Basic Scientific Research	\$ 495,877	\$ 438,445
Defense, Department of	Direct		W911NF1810208	12.431	Basic Scientific Research	1,029,914	735,499
Defense, Department of	Direct		W911NF-18-1-0299	12.431	Basic Scientific Research	64,892	-
Defense, Department of	Direct		W911NF1910027	12.431	Basic Scientific Research	1,650	-
Defense, Department of	Direct		W911NF-19-1-0279	12.431	Basic Scientific Research	938,688	541,078
Defense, Department of	Direct		W911NF1920045	12.431	Basic Scientific Research	52,598	-
Defense, Department of	Direct		W911NF1920195	12.431	Basic Scientific Research	37,142	-
Defense, Department of	Direct		W911NF2010150	12.431	Basic Scientific Research	114,672	-
Defense, Department of	Direct		W911NF-20-1-0297	12.431	Basic Scientific Research	99,080	-
Defense, Department of	Direct		W911NF2110057	12.431	Basic Scientific Research	65,695	-
Defense, Department of	Direct		W911NF2110116	12.431	Basic Scientific Research	208,974	-
Defense, Department of	Direct		W911NF2110149	12.431	Basic Scientific Research	76,643	-
Defense, Department of	Direct		W911NF2110207	12.431	Basic Scientific Research	230,063	-
Defense, Department of	Direct		W911NF2110337	12.431	Basic Scientific Research	1,355,760	567,016
Defense, Department of	Direct		W911NF2210056	12.431	Basic Scientific Research	(11,303)	-
Defense, Department of	Direct		W911NF-22-1-0072	12.431	Basic Scientific Research	112,060	-
Defense, Department of	Direct		W911NF-22-1-0133	12.431	Basic Scientific Research	13,785	-
Defense, Department of	Direct		W911NF-22-1-0223	12.431	Basic Scientific Research	1,109,629	464,095
Defense, Department of	Direct		W911NF2210270	12.431	Basic Scientific Research	112,445	-
Defense, Department of	Direct		W911NF2220008	12.431	Basic Scientific Research	3,197	-
Defense, Department of	Direct		W911NF2220048	12.431	Basic Scientific Research	113,390	-
Defense, Department of	Direct		W911NF2220057	12.431	Basic Scientific Research	247,718	-
Defense, Department of	Direct		W911NF-22-2-0136	12.431	Basic Scientific Research	217,611	-
Defense, Department of	Direct		W911NF2220155	12.431	Basic Scientific Research	270,324	-
Defense, Department of	Direct		W911NF-22-2-0176	12.431	Basic Scientific Research	282,529	-
Defense, Department of	Direct		W911NF-23-1-0084	12.431	Basic Scientific Research	39,458	-
Defense, Department of	Direct		W911NF2310142	12.431	Basic Scientific Research	162,443	-
Defense, Department of	Direct		W911NF-23-1-0324	12.431	Basic Scientific Research	177,253	14,798
Defense, Department of	Direct		W911NF2310396	12.431	Basic Scientific Research	120,090	-
Defense, Department of	Direct		W911NF2320233	12.431	Basic Scientific Research	82,740	-
Defense, Department of	Direct		W911NF2410017	12.431	Basic Scientific Research	61,180	-
Defense, Department of	Direct		W911NF-24-1-0100	12.431	Basic Scientific Research	76,838	-
Defense, Department of	Pass-Through	The Trustees of Columbia University In The City of New York dba Columbia University	2(GG018291-01)	12.431	Basic Scientific Research	252,951	-
Defense, Department of	Pass-Through	Georgia Institute of Technology	AWD-002533-G1	12.431	Basic Scientific Research	166,174	-
Defense, Department of	Pass-Through	Carnegie-Mellon University	1130302-477362	12.431	Basic Scientific Research	108,638	-
Defense, Department of	Pass-Through	Michigan State University (MSU)	RC115642UM	12.431	Basic Scientific Research	67,759	-
Defense, Department of	Pass-Through	Montana Technological University (Montana Tech)	SB28550-A	12.431	Basic Scientific Research	203,785	-
Defense, Department of	Pass-Through	The Ohio State University	GR115535/SPC-1000003875	12.431	Basic Scientific Research	(28,425)	-
Defense, Department of	Pass-Through	University of California - Santa Barbara	KK1811	12.431	Basic Scientific Research	68,750	-
Defense, Department of	Pass-Through	University of California, San Diego	703606	12.431	Basic Scientific Research	255,129	-
Defense, Department of	Pass-Through	University of Minnesota	A006827501	12.431	Basic Scientific Research	360,792	-
Defense, Department of	Pass-Through	University of Minnesota	A008126201	12.431	Basic Scientific Research	92,568	-
Defense, Department of	Pass-Through	University of Minnesota	A008178001	12.431	Basic Scientific Research	413,474	-
Defense, Department of	Pass-Through	University of Southern California	118827538	12.431	Basic Scientific Research	115,600	-
Defense, Department of	Pass-Through	University of Wisconsin	0000003220	12.431	Basic Scientific Research	7,542	-
						\$ 10,047,772	\$ 2,760,931
Defense, Department of	Pass-Through	Universities Space Research Association (USRA)	SUBK-22-0032	12.560	DOD, NDEP, DOTC-STEM Education Outreach Implementation	\$ 269,240	\$ -

**University of Michigan
Schedule of Expenditures of Federal Awards
For the Year Ended June 30, 2024**

Cluster Title/Federal Grantor/Program	Type	Pass-Through Grantor	Award Identifier	Assistance Listing Number	Assistance Listing Program Title	Federal Expenditures	Passed-Through to Subrecipients
Defense, Department of	Direct		MCS2103-23-01	12.600	Community Investment	\$ 342,775	\$ 34,757
Defense, Department of	Direct		N00014-22-1-2727	12.600	Community Investment	98,073	75,000
						\$ 440,848	\$ 109,757
Defense, Department of	Direct		FA8651-23-2-0003	12.630	Basic, Applied, and Advanced Research in Science and Engineering	\$ 163,235	\$ -
Defense, Department of	Direct		W911NF2320215	12.630	Basic, Applied, and Advanced Research in Science and Engineering	86,489	-
Defense, Department of	Direct		W912HZ2120011	12.630	Basic, Applied, and Advanced Research in Science and Engineering	19,031	-
Defense, Department of	Direct		W912HZ-22-2-0020	12.630	Basic, Applied, and Advanced Research in Science and Engineering	44,752	-
Defense, Department of	Direct		W912HZ-23-2-0030	12.630	Basic, Applied, and Advanced Research in Science and Engineering	93,411	-
Defense, Department of	Pass-Through	MxD USA	2024-01/Project 21-18-09	12.630	Basic, Applied, and Advanced Research in Science and Engineering	71,860	-
Defense, Department of	Pass-Through	University of California, San Diego	705654	12.630	Basic, Applied, and Advanced Research in Science and Engineering	4,955	-
						\$ 483,733	\$ -
Defense, Department of	Pass-Through	Henry M. Jackson Foundation for the Advancement of Military Medicine, Inc (HJF)	1062683-6157-67277	12.750	Uniformed Services University Medical Research Projects	\$ 2,635,991	\$ -
Defense, Department of	Pass-Through	Henry M. Jackson Foundation for the Advancement of Military Medicine, Inc (HJF)	5341	12.750	Uniformed Services University Medical Research Projects	(1,134)	-
Defense, Department of	Pass-Through	Henry M. Jackson Foundation for the Advancement of Military Medicine, Inc (HJF)	5695	12.750	Uniformed Services University Medical Research Projects	12,227	-
Defense, Department of	Pass-Through	Henry M. Jackson Foundation for the Advancement of Military Medicine, Inc (HJF)	5870	12.750	Uniformed Services University Medical Research Projects	503,299	-
Defense, Department of	Pass-Through	Henry M. Jackson Foundation for the Advancement of Military Medicine, Inc (HJF)	FMP# 6170 -HJFAward# 67322	12.750	Uniformed Services University Medical Research Projects	48,320	-
Defense, Department of	Pass-Through	Indiana University	9542-UM/ PO0597348	12.750	Uniformed Services University Medical Research Projects	(63)	-
Defense, Department of	Pass-Through	Indiana University	IN-4486955-UM/PO0021119	12.750	Uniformed Services University Medical Research Projects	(243)	-
						\$ 3,198,397	\$ -
Defense, Department of	Direct		FA2386-21-1-4066	12.800	Air Force Defense Research Sciences Program	\$ 114,749	\$ -
Defense, Department of	Direct		FA8650-17-2-2208	12.800	Air Force Defense Research Sciences Program	223,617	-
Defense, Department of	Direct		FA8650-21-2-2217	12.800	Air Force Defense Research Sciences Program	103,338	-
Defense, Department of	Direct		FA9550-12-1-0483	12.800	Air Force Defense Research Sciences Program	347	-
Defense, Department of	Direct		FA9550-17-1-0195	12.800	Air Force Defense Research Sciences Program	370,290	250,895
Defense, Department of	Direct		FA9550-18-1-0162	12.800	Air Force Defense Research Sciences Program	(3,187)	-
Defense, Department of	Direct		FA9550-18-1-0168	12.800	Air Force Defense Research Sciences Program	30,912	-
Defense, Department of	Direct		FA9550-18-1-0343	12.800	Air Force Defense Research Sciences Program	99,656	-
Defense, Department of	Direct		FA9550-20-1-0014	12.800	Air Force Defense Research Sciences Program	101,794	-
Defense, Department of	Direct		FA9550-20-1-0028	12.800	Air Force Defense Research Sciences Program	212,438	64,811
Defense, Department of	Direct		FA9550-20-1-0045	12.800	Air Force Defense Research Sciences Program	(3,173)	-
Defense, Department of	Direct		FA9550-20-1-0214	12.800	Air Force Defense Research Sciences Program	26,008	-
Defense, Department of	Direct		FA9550-20-1-0265	12.800	Air Force Defense Research Sciences Program	262,292	-
Defense, Department of	Direct		FA9550-20-1-0380	12.800	Air Force Defense Research Sciences Program	335,254	-
Defense, Department of	Direct		FA9550-20-1-0385	12.800	Air Force Defense Research Sciences Program	127,922	-
Defense, Department of	Direct		FA9550-20-1-0406	12.800	Air Force Defense Research Sciences Program	54,319	-
Defense, Department of	Direct		FA9550-20-1-0425	12.800	Air Force Defense Research Sciences Program	73,043	-
Defense, Department of	Direct		FA9550-21-1-0019	12.800	Air Force Defense Research Sciences Program	111,706	-
Defense, Department of	Direct		FA9550-21-1-0032	12.800	Air Force Defense Research Sciences Program	(62,019)	-
Defense, Department of	Direct		FA9550-21-1-0065	12.800	Air Force Defense Research Sciences Program	164,255	-
Defense, Department of	Direct		FA9550-21-1-0079	12.800	Air Force Defense Research Sciences Program	133,012	-
Defense, Department of	Direct		FA9550-21-1-0098	12.800	Air Force Defense Research Sciences Program	204,602	85,411
Defense, Department of	Direct		FA9550-21-1-0184	12.800	Air Force Defense Research Sciences Program	440,625	-
Defense, Department of	Direct		FA9550-21-1-0260	12.800	Air Force Defense Research Sciences Program	125,636	-
Defense, Department of	Direct		FA9550-21-1-0302	12.800	Air Force Defense Research Sciences Program	132,791	-
Defense, Department of	Direct		FA9550-21-1-0410	12.800	Air Force Defense Research Sciences Program	113,368	-
Defense, Department of	Direct		FA9550-22-1-0077	12.800	Air Force Defense Research Sciences Program	157,240	-
Defense, Department of	Direct		FA9550-22-1-0099	12.800	Air Force Defense Research Sciences Program	52,945	-
Defense, Department of	Direct		FA9550-22-1-0118	12.800	Air Force Defense Research Sciences Program	148,388	-
Defense, Department of	Direct		FA9550-22-1-0172	12.800	Air Force Defense Research Sciences Program	165,151	-
Defense, Department of	Direct		FA9550-22-1-0215	12.800	Air Force Defense Research Sciences Program	236,386	54,229
Defense, Department of	Direct		FA9550-22-1-0285	12.800	Air Force Defense Research Sciences Program	205,615	-
Defense, Department of	Direct		FA9550-22-1-0319	12.800	Air Force Defense Research Sciences Program	187,903	-
Defense, Department of	Direct		FA9550-22-1-0321	12.800	Air Force Defense Research Sciences Program	136,849	-
Defense, Department of	Direct		FA9550-22-1-0322	12.800	Air Force Defense Research Sciences Program	170,813	-
Defense, Department of	Direct		FA9550-22-1-0325	12.800	Air Force Defense Research Sciences Program	5,434	-
Defense, Department of	Direct		FA9550-22-1-0530	12.800	Air Force Defense Research Sciences Program	300,696	-
Defense, Department of	Direct		FA9550-23-1-0044	12.800	Air Force Defense Research Sciences Program	282,480	-
Defense, Department of	Direct		FA9550-23-1-0067	12.800	Air Force Defense Research Sciences Program	1,996,627	-
Defense, Department of	Direct		FA9550-23-1-0073	12.800	Air Force Defense Research Sciences Program	492,004	-
Defense, Department of	Direct		FA9550-23-1-0138	12.800	Air Force Defense Research Sciences Program	114,556	-
Defense, Department of	Direct		FA9550-23-1-0163	12.800	Air Force Defense Research Sciences Program	69,777	-
Defense, Department of	Direct		FA9550-23-1-0172	12.800	Air Force Defense Research Sciences Program	362,381	-
Defense, Department of	Direct		FA9550-23-1-0323	12.800	Air Force Defense Research Sciences Program	45,118	-
Defense, Department of	Direct		FA9550-23-1-0334	12.800	Air Force Defense Research Sciences Program	910,765	183,796
Defense, Department of	Direct		FA9550-23-1-0466	12.800	Air Force Defense Research Sciences Program	300,826	-
Defense, Department of	Direct		FA9550-23-1-0557	12.800	Air Force Defense Research Sciences Program	239,076	-
Defense, Department of	Direct		FA9550-23-1-0639	12.800	Air Force Defense Research Sciences Program	204,130	-
Defense, Department of	Direct		FA9550-23-1-0760	12.800	Air Force Defense Research Sciences Program	102,739	-
Defense, Department of	Direct		FA9550-24-1-0002	12.800	Air Force Defense Research Sciences Program	113,966	81,225

**University of Michigan
Schedule of Expenditures of Federal Awards
For the Year Ended June 30, 2024**

Cluster Title/Federal Grantor/Program	Type	Pass-Through Grantor	Award Identifier	Assistance Listing Number	Assistance Listing Program Title	Federal Expenditures	Passed-Through to Subrecipients
Defense, Department of	Direct		FA9550-24-1-0010	12.800	Air Force Defense Research Sciences Program	108,025	-
Defense, Department of	Direct		FA9550-24-1-0017	12.800	Air Force Defense Research Sciences Program	5,799	-
Defense, Department of	Direct		FA9550-24-1-0087	12.800	Air Force Defense Research Sciences Program	43,678	-
Defense, Department of	Direct		FA9550-24-1-0091	12.800	Air Force Defense Research Sciences Program	13,809	-
Defense, Department of	Direct		FA9550-24-1-0098	12.800	Air Force Defense Research Sciences Program	11,564	-
Defense, Department of	Pass-Through	George Washington University	23-S15	12.800	Air Force Defense Research Sciences Program	622,891	-
Defense, Department of	Pass-Through	Michigan State University (MSU)	RC112835C	12.800	Air Force Defense Research Sciences Program	(31,442)	-
Defense, Department of	Pass-Through	Michigan State University (MSU)	RC115546UM	12.800	Air Force Defense Research Sciences Program	34,092	-
Defense, Department of	Pass-Through	Stanford University	62696833-227888	12.800	Air Force Defense Research Sciences Program	21,117	-
Defense, Department of	Pass-Through	Texas A & M University	M2300784	12.800	Air Force Defense Research Sciences Program	71,141	-
Defense, Department of	Pass-Through	Texas Southern University	A-3535	12.800	Air Force Defense Research Sciences Program	34,098	-
Defense, Department of	Pass-Through	The City University of New York (CUNY)	CM00001530-00	12.800	Air Force Defense Research Sciences Program	13,115	-
Defense, Department of	Pass-Through	The Ohio State University	60072253	12.800	Air Force Defense Research Sciences Program	9,077	-
Defense, Department of	Pass-Through	The Ohio State University	60077514	12.800	Air Force Defense Research Sciences Program	7,716	-
Defense, Department of	Pass-Through	The University of Texas at Austin	UTA21-000025	12.800	Air Force Defense Research Sciences Program	154,718	-
Defense, Department of	Pass-Through	Trustees of Dartmouth College	R1643	12.800	Air Force Defense Research Sciences Program	64,496	-
Defense, Department of	Pass-Through	University of California-Santa Cruz	A24-0380-S001	12.800	Air Force Defense Research Sciences Program	68,152	-
Defense, Department of	Pass-Through	University of Colorado-Denver/Anschutz Medical Campus	FY22.1112.002/Project 3-5-A183	12.800	Air Force Defense Research Sciences Program	28,280	-
Defense, Department of	Pass-Through	University of New Mexico	271704-871E	12.800	Air Force Defense Research Sciences Program	360,812	-
						\$ 12,136,598	\$ 720,367
Defense, Department of	Direct		H98230-23-1-0007	12.901	Mathematical Sciences Grants	13,459	\$ -
Defense, Department of	Direct		H98230-24-1-0015	12.901	Mathematical Sciences Grants	32,495	-
						\$ 45,954	\$ -
Defense, Department of	Direct		FA8650-23-1-0003	12.910	Research and Technology Development	9,572	\$ -
Defense, Department of	Direct		FA8750-19-1-0501	12.910	Research and Technology Development	(14,741)	13,966
Defense, Department of	Direct		HR00112010010	12.910	Research and Technology Development	24,963	-
Defense, Department of	Direct		HR0011-22-20024	12.910	Research and Technology Development	137,483	-
Defense, Department of	Direct		HR0011-24-2-0352	12.910	Research and Technology Development	166,699	-
Defense, Department of	Direct		W56HZV-19-2-0001	12.910	Research and Technology Development	10,687,683	8,234,205
Defense, Department of	Direct		W56HZV-24-2-0001	12.910	Research and Technology Development	401,206	51,753
Defense, Department of	Pass-Through	Arizona State University	ASUB00000087	12.910	Research and Technology Development	72,775	-
Defense, Department of	Pass-Through	Arizona State University	ASUB000000494	12.910	Research and Technology Development	(61,206)	-
Defense, Department of	Pass-Through	Arizona State University	ASUB00001150	12.910	Research and Technology Development	(3,198)	-
Defense, Department of	Pass-Through	Defense, Department of-Air Force, Department of the	FA8650-18-2-7864	12.910	Research and Technology Development	423,552	355,771
Defense, Department of	Pass-Through	Defense, Department of-Navy, Department of the	N660012214032	12.910	Research and Technology Development	104,632	-
Defense, Department of	Pass-Through	New York University	F1400-04	12.910	Research and Technology Development	193,886	-
Defense, Department of	Pass-Through	Oregon State University	X0212A-A	12.910	Research and Technology Development	39,192	-
Defense, Department of	Pass-Through	Stevens Institute of Technology	2103590-03	12.910	Research and Technology Development	226,977	-
Defense, Department of	Pass-Through	University of California - Berkeley	00010217	12.910	Research and Technology Development	291,887	-
Defense, Department of	Pass-Through	University of California - Los Angeles	0145 G YA123	12.910	Research and Technology Development	255,846	-
Defense, Department of	Pass-Through	University of Illinois-Urbana-Champaign	108335-18905	12.910	Research and Technology Development	449,898	-
Defense, Department of	Pass-Through	University of Pittsburgh Medical Center (UPMC)	AWD00001593 (416052-7)	12.910	Research and Technology Development	83,213	-
Defense, Department of	Pass-Through	University of Pittsburgh Medical Center (UPMC)	AWD00001593 (419447-7A)	12.910	Research and Technology Development	197,310	-
Defense, Department of	Pass-Through	University of Wisconsin	0000002376	12.910	Research and Technology Development	110,577	-
						\$ 13,798,206	\$ 8,655,695
Defense, Department of	Direct		20-EPA-RQ-03	12.RD		(9,582)	\$ -
Defense, Department of	Direct		FA8650-19-C-1831	12.RD		111,284	-
Defense, Department of	Direct		FA8650-19-C-9105	12.RD		(48,800)	-
Defense, Department of	Direct		FA8650-23-C-7310	12.RD		700,138	-
Defense, Department of	Direct		HDTRA119C0054	12.RD		(2,134)	-
Defense, Department of	Direct		HDTRA119C0054	12.RD		191,128	-
Defense, Department of	Direct		HDTRA1-24-C-0002	12.RD		499,368	-
Defense, Department of	Direct		HR001121C0241	12.RD		876,047	-
Defense, Department of	Direct		HR0011-24-C-0315	12.RD		1,300,554	-
Defense, Department of	Direct		N00014-18-C-1025	12.RD		78,760	-
Defense, Department of	Direct		N00014-19-C-1029	12.RD		155,200	-
Defense, Department of	Direct		N00014-19-C-1029	12.RD		178,900	-
Defense, Department of	Direct		N00173-23-C-2006	12.RD		170,402	-
Defense, Department of	Direct		N6600120C4026	12.RD		726,909	408,212
Defense, Department of	Direct		PO	12.RD		13,878	-
Defense, Department of	Direct		W81XWH1810078	12.RD		(4,396)	-
Defense, Department of	Direct		W912HQ21C0052	12.RD		260,132	-
Defense, Department of	Direct		N00014-22-1-2821	12.RD		685,000	-
Defense, Department of	Pass-Through	Applied Research Institute, Inc. dba Indiana Innovation Institute	SA-22036,014	12.RD		214,949	-
Defense, Department of	Pass-Through	Arizona State University	ASUB00001458	12.RD		426,870	-
Defense, Department of	Pass-Through	Cleveland VA Medical Research and Education Foundation	DoD 2112-0586 Sub	12.RD		193	-
Defense, Department of	Pass-Through	Dephy, Inc.	Research Agreement	12.RD		23,210	-
Defense, Department of	Pass-Through	Eagle Harbor Technologies, Inc.	Research Agreement	12.RD		(300)	-
Defense, Department of	Pass-Through	Eaton Corporation	0011-45393	12.RD		109,594	-
Defense, Department of	Pass-Through	GE Corporate Research & Development	PO 401185361	12.RD		44,967	-
Defense, Department of	Pass-Through	Georgia Institute of Technology	AWD-002983-G2	12.RD		97,011	-
Defense, Department of	Pass-Through	Global Technology Connection, Inc.	Research Agreement	12.RD		76,239	-
Defense, Department of	Pass-Through	Grumman Aerospace Corporation	5300042292	12.RD		35,548	-
Defense, Department of	Pass-Through	Infocitex Corporation	FPH14-S020 Task Order 002	12.RD		(1,628)	-
Defense, Department of	Pass-Through	Innovative Scientific Solutions, Inc.	SB20309	12.RD		4,592	-
Defense, Department of	Pass-Through	Jacobs Engineering Group Inc.	RAPT1-0000001173	12.RD		(1,676)	-

**University of Michigan
Schedule of Expenditures of Federal Awards
For the Year Ended June 30, 2024**

Cluster Title/Federal Grantor/Program	Type	Pass-Through Grantor	Award Identifier	Assistance Listing Number	Assistance Listing Program Title	Federal Expenditures	Passed-Through to Subrecipients
Defense, Department of	Pass-Through	Karax LLC	Research Agreement	12.RD		7,714	-
Defense, Department of	Pass-Through	KBR, Inc.	PO LX20000001	12.RD		141,027	-
Defense, Department of	Pass-Through	Kiitware, Inc	K003088-00-S06	12.RD		168,840	-
Defense, Department of	Pass-Through	Lawrence Berkeley National Laboratory	7697749	12.RD		168,516	-
Defense, Department of	Pass-Through	Lawrence Berkeley National Laboratory	7701395	12.RD		116,654	-
Defense, Department of	Pass-Through	Leidos, Inc.	P010287289.01	12.RD		108,462	-
Defense, Department of	Pass-Through	LumosTech, Inc.	2103	12.RD		(2,543)	-
Defense, Department of	Pass-Through	Massachusetts Institute of Technology	PO7000598664	12.RD		77,421	-
Defense, Department of	Pass-Through	Michigan, State of, Economic Development Corporation	Case 342543	12.RD		197,057	-
Defense, Department of	Pass-Through	MONDE Wireless Inc.	MW2022-03	12.RD		9,227	-
Defense, Department of	Pass-Through	Montana State University	CS230067	12.RD		141,157	-
Defense, Department of	Pass-Through	NextGen Aeronautics, Inc	PO No: 23-06 / Sales Order: 31	12.RD		53,486	-
Defense, Department of	Pass-Through	Oceanit Laboratories, Inc.	Research Agreement	12.RD		38,044	-
Defense, Department of	Pass-Through	Opex Systems, LLC	OPEX-UM-2023-01	12.RD		8,460	-
Defense, Department of	Pass-Through	Raytheon Technologies Corporation	HR011-21-C-0244	12.RD		56,569	-
Defense, Department of	Pass-Through	Sarcoma Alliance for Research Through Collaboration (SARC)	Research Agreement	12.RD		2,052	-
Defense, Department of	Pass-Through	SenSigma LLC	Roundtable Research Agreement	12.RD		25,076	-
Defense, Department of	Pass-Through	Signature Research, Inc.	Roundtable Research Agreement	12.RD		314,585	-
Defense, Department of	Pass-Through	Stealth Software Technologies, Inc.	Subcontract Agreement	12.RD		242,598	-
Defense, Department of	Pass-Through	Stevens Institute of Technology	2103299-03	12.RD		646,749	-
Defense, Department of	Pass-Through	Systems & Technology Research LLC (STR)	2022-0020	12.RD		(843)	-
Defense, Department of	Pass-Through	Systems & Technology Research LLC (STR)	2022-0020	12.RD		54,297	-
Defense, Department of	Pass-Through	The Ohio State University	PO-1001524335	12.RD		4,572	-
Defense, Department of	Pass-Through	Trans Astronautica Corporation (TransAstra)	Research Agreement	12.RD		4,921	-
Defense, Department of	Pass-Through	University of Colorado-Denver/Anschutz Medical Campus	FY23.891.011	12.RD		27,503	-
Defense, Department of	Pass-Through	University of Colorado-Denver/Anschutz Medical Campus	FY24.891.018	12.RD		11,779	-
Defense, Department of	Pass-Through	University of Florida	P0287243/SUB00003664	12.RD		324,203	-
Defense, Department of	Pass-Through	University of Illinois-Urbana-Champaign	106369-18729	12.RD		85,597	-
Defense, Department of	Pass-Through	Wright State University	670956-1	12.RD		80,784	-
Defense, Department of	Pass-Through	Boston University	4500005021	12.RD		104,694	-
Defense, Department of	Pass-Through	North Dakota State University	FAR0036415	12.RD		309,824	-
Defense, Department of	Pass-Through	Indiana University	9162-UM (PO0469156)	12.RD		386,450	-
Defense, Department of	Pass-Through	North Carolina State University	2022-1057-01	12.RD		167,824	-
Defense, Department of	Pass-Through	University of California, San Francisco (UCSF)	11180sc	12.RD		1,639	-
						<u>\$ 10,996,752</u>	<u>\$ 408,212</u>
			Total Defense, Department of			<u>\$ 83,825,826</u>	<u>\$ 16,084,936</u>
Housing and Urban Development, Department of	Direct		H-21754 CA	14.536	Research, Evaluation, and Demonstrations	\$ 30,091	\$ -
			Total Housing and Urban Development, Department of			<u>\$ 30,091</u>	<u>\$ -</u>
Interior, Department of the	Direct		R22AC00426	15.506	Water Desalination Research and Development	\$ 184,769	\$ -
Interior, Department of the	Pass-Through	Michigan, State of, Natural Resources, Department of	Project Agreement	15.616	Clean Vessel Act	\$ 17,809	\$ -
Interior, Department of the	Direct		F24AC00499-00	15.686	National Fish Habitat Partnership	\$ 110	\$ -
Interior, Department of the	Direct		G23AP00014-00	15.807	Earthquake Hazards Program Assistance	\$ 30,735	\$ -
Interior, Department of the	Direct		G23AP00498-00	15.807	Earthquake Hazards Program Assistance	\$ 36,953	\$ -
						<u>\$ 67,688</u>	<u>\$ -</u>
Interior, Department of the	Direct		G23AC00098-03	15.808	U.S. Geological Survey Research and Data Collection	\$ 108,775	\$ -
Interior, Department of the	Direct		G23AC00232-00	15.808	U.S. Geological Survey Research and Data Collection	\$ 39,965	\$ -
Interior, Department of the	Direct		G23AC00233-00	15.808	U.S. Geological Survey Research and Data Collection	\$ 91,373	\$ -
Interior, Department of the	Direct		G23AC00555-01	15.808	U.S. Geological Survey Research and Data Collection	\$ 28,563	\$ -
Interior, Department of the	Pass-Through	University of Maryland Center for Environmental Science (UMCES)	SA075258990 PO125393	15.808	U.S. Geological Survey Research and Data Collection	\$ 1,686	\$ -
Interior, Department of the	Pass-Through	University of Southern California	SCON-00005000	15.808	U.S. Geological Survey Research and Data Collection	\$ 19,926	\$ -
						<u>\$ 290,288</u>	<u>\$ -</u>
Interior, Department of the	Direct		P22AP01556-00	15.926	American Battlefield Protection	\$ 54,997	\$ -
Interior, Department of the	Pass-Through	American Bureau of Shipping (ABS)	5177977	15.RD		\$ 29,832	\$ -
			Total Interior, Department of the			<u>\$ 645,493</u>	<u>\$ -</u>
Justice, Department of	Direct		15JOVW-22-GG-00289-LEGA	16.524	Legal Assistance for Victims	\$ 214,894	\$ 55,622
Justice, Department of	Direct		2016-WL-AX-0029	16.524	Legal Assistance for Victims	\$ (137)	\$ -
						<u>\$ 214,757</u>	<u>\$ 55,622</u>
Justice, Department of	Direct		2020-WA-AX-0011	16.525	Grants to Reduce Domestic Violence, Dating Violence, Sexual Assault, and Stalking on Campus	\$ 90,984	\$ -
Justice, Department of	Direct		2019-MU-MU-0004	16.560	National Institute of Justice Research, Evaluation, and Development Project Grants	\$ 138,013	\$ 3,335
Justice, Department of	Direct		2020-VA-CX-0004	16.560	National Institute of Justice Research, Evaluation, and Development Project Grants	\$ 70,491	\$ -
Justice, Department of	Pass-Through	University of Pittsburgh Medical Center (UPMC)	CNVA00059288(413841-4)	16.560	National Institute of Justice Research, Evaluation, and Development Project Grants	\$ 452,081	\$ -
						<u>\$ 660,585</u>	<u>\$ 3,335</u>
Justice, Department of	Direct		15PBJS-21-GK-02811-RESS	16.734	Special Data Collections and Statistical Studies	\$ 227,905	\$ -
Justice, Department of	Pass-Through	Michigan, State of, State Police	COAP-18-01	16.754	Harold Rogers Prescription Drug Monitoring Program	\$ 8,058	\$ -
Justice, Department of	Pass-Through	Michigan, State of, State Police	23-COSSUP-04	16.838	Comprehensive Opioid, Stimulant, and other Substances Use Program	\$ 23,329	\$ -
Justice, Department of	Pass-Through	Michigan, State of, State Police	COSSAP-01	16.838	Comprehensive Opioid, Stimulant, and other Substances Use Program	\$ 234,169	\$ -
						<u>\$ 257,498</u>	<u>\$ -</u>

**University of Michigan
Schedule of Expenditures of Federal Awards
For the Year Ended June 30, 2024**

Cluster Title/Federal Grantor/Program	Type	Pass-Through Grantor	Award Identifier	Assistance Listing Number	Assistance Listing Program Title	Federal Expenditures	Passed-Through to Subrecipients
Justice, Department of	Direct		15PBJA-23-GK-00798-STOP	16.839	STOP School Violence	\$ 270,640	\$ -
Justice, Department of	Direct		2019-YS-BX-K001	16.839	STOP School Violence	1,653,905	51,301
						\$ 1,924,545	\$ 51,301
Justice, Department of	Direct		IPA-Kress,Jeremy	16.RD		\$ 37,208	\$ -
Justice, Department of	Direct		GOJPBJ23000097	16.RD		2,707,458	-
						\$ 2,744,666	\$ -
			Total Justice, Department of			\$ 6,128,998	\$ 110,258
State, Department of	Direct		STC10023GR0014	19.021	Investing in People in The Middle East and North Africa	\$ 41,606	\$ -
State, Department of	Direct		SLMAQM20GR2336	19.025	U.S. Ambassadors Fund for Cultural Preservation	\$ 61,629	\$ -
State, Department of	Direct		SJA25023GR0004	19.040	Public Diplomacy Programs	\$ 25,626	\$ -
State, Department of	Direct		SJA70523CA0003	19.040	Public Diplomacy Programs	35,383	-
State, Department of	Direct		SSZ35023GR0011	19.040	Public Diplomacy Programs	48,319	-
						\$ 109,328	\$ -
					International Programs to Support Democracy, Human Rights and Labor		
State, Department of	Pass-Through	Internews	SGR-IN-XZ21132FD-100 m00	19.345		\$ 100,000	\$ -
State, Department of	Pass-Through	Psiphon Inc		19.RD	Research Agreement	\$ 34,106	\$ -
State, Department of	Pass-Through	Psiphon Inc		19.RD	Roundtable Research Agreement	36,396	-
						\$ 70,502	\$ -
			Total State, Department of			\$ 383,065	\$ -
Transportation, Department of	Direct		692M152040002	20.108	Aviation Research Grants	\$ 162,894	\$ -
Transportation, Department of	Direct		692M152140010	20.108	Aviation Research Grants	400,403	-
Transportation, Department of	Pass-Through	The Ohio State University	SPC-1000007526 GR130207	20.108	Aviation Research Grants	32,592	-
						\$ 595,889	\$ -
Transportation, Department of	Pass-Through	Georgia Institute of Technology	AWD-001222-G1	20.109	Air Transportation Centers of Excellence	\$ 131,597	\$ -
Transportation, Department of	Direct		693JJ32150006	20.200	Highway Research and Development Program	\$ 3,948,409	\$ 1,352,292
Transportation, Department of	Direct		693JJ32450012	20.200	Highway Research and Development Program	110,858	-
Transportation, Department of	Pass-Through	Detroit, City of	Grant Agreement	20.200	Highway Research and Development Program	777,310	-
Transportation, Department of	Pass-Through	Nichols Consulting Engineers (NCE)	PO SUB0001755 Unit # 905	20.200	Highway Research and Development Program	14,120	-
						\$ 4,850,697	\$ 1,352,292
Transportation, Department of	Direct		693JJ32445038	20.215	Highway Training and Education	\$ 3,500	\$ -
Transportation, Department of	Pass-Through	Michigan, State of, Transportation, Department of	2019-0312	20.505	Metropolitan Transportation Planning and State and Non-Metropolitan Planning and Research	\$ 131,160	\$ -
Transportation, Department of	Pass-Through	Michigan, State of, Transportation, Department of	2019-0312	20.505	Metropolitan Transportation Planning and State and Non-Metropolitan Planning and Research	178,033	-
Transportation, Department of	Pass-Through	Michigan, State of, Transportation, Department of	2022-0433	20.505	Metropolitan Transportation Planning and State and Non-Metropolitan Planning and Research	2,789	-
Transportation, Department of	Pass-Through	Michigan, State of, Transportation, Department of	2022-0433/Z5	20.505	Metropolitan Transportation Planning and State and Non-Metropolitan Planning and Research	26,130	-
						\$ 338,112	\$ -
					National Highway Traffic Safety Administration (NHTSA)		
Transportation, Department of	Pass-Through	National Safety Council	D750 P8760	20.614	Discretionary Safety Grants and Cooperative Agreements	\$ 100,208	\$ -
Transportation, Department of	Direct		69A3551747105	20.701	University Transportation Centers Program	\$ 1,209,982	\$ 870,810
Transportation, Department of	Direct		69A3552348305	20.701	University Transportation Centers Program	1,085,779	571,957
Transportation, Department of	Pass-Through	The University of Texas at Austin	UTAUS-SUB00001167	20.701	University Transportation Centers Program	98,608	-
						\$ 2,394,369	\$ 1,442,767
Transportation, Department of	Direct		693JJ921D000016 / 693JJ923F000	20.RD		\$ 121,497	\$ -
Transportation, Department of	Direct		693JJ921D000016/693JJ922F00204	20.RD		1,488,581	-
Transportation, Department of	Direct		693JJ921D000021	20.RD		(625)	-
Transportation, Department of	Direct		693JJ921D000021/693JJ923F00018	20.RD		108,476	-
Transportation, Department of	Direct		693JJ921D000017/693JJ923F00021	20.RD		150,469	-
Transportation, Department of	Direct		693JJ921D000021/693JJ923F00023	20.RD		166,013	24,817
Transportation, Department of	Direct		693JJ921D000021/693JJ923F00025	20.RD		152,308	-
Transportation, Department of	Direct		693JJ922F00151N	20.RD		242,876	-
Transportation, Department of	Direct		693JJ922F00162N	20.RD		507,731	-
Transportation, Department of	Direct		693JJ922F00171N	20.RD		139,721	-
Transportation, Department of	Direct		693JJ923F000264	20.RD		319,538	-
Transportation, Department of	Direct		693JJ923F000284	20.RD		169,305	-
Transportation, Department of	Direct		DTNH2214D00329L693JJ918F000224	20.RD		(6)	-
Transportation, Department of	Direct		DTNH2215D00017/693JJ918F000234	20.RD		310,680	15,374
Transportation, Department of	Direct		DTNH2217D00041/693JJ920F000195	20.RD		323,814	-
Transportation, Department of	Direct		Task Order 693JJ922F00066N	20.RD		215,333	50,727
Transportation, Department of	Pass-Through	Battelle Memorial Institute	0000864773	20.RD		6,154	-
Transportation, Department of	Pass-Through	Battelle Memorial Institute	877641	20.RD		41,860	-
Transportation, Department of	Pass-Through	Emory University	A566817	20.RD		21,794	-
Transportation, Department of	Pass-Through	Emory University	A723104	20.RD		29,115	-
Transportation, Department of	Pass-Through	Emory University	A943792	20.RD		38,188	-
Transportation, Department of	Pass-Through	National Academy of Sciences, Engineering and Medicine	HR 17-120	20.RD		17,776	-
Transportation, Department of	Pass-Through	National Academy of Sciences, Engineering and Medicine	HR 22-47A	20.RD		12,212	-
Transportation, Department of	Pass-Through	The Mitre Corporation	1167949/125094	20.RD		6,021	-
Transportation, Department of	Pass-Through	The Mitre Corporation	125094 ? Amendment 8	20.RD		46,811	-
Transportation, Department of	Pass-Through	The Mitre Corporation	125094- Task Order No. 1163593	20.RD		22,449	-
Transportation, Department of	Pass-Through	University of Virginia	GR102975.SUB00000966	20.RD		73,929	-
						\$ 4,732,020	\$ 90,918
			Total Transportation, Department of			\$ 13,146,392	\$ 2,885,977

**University of Michigan
Schedule of Expenditures of Federal Awards
For the Year Ended June 30, 2024**

Cluster Title/Federal Grantor/Program	Type	Pass-Through Grantor	Award Identifier	Assistance Listing Number	Assistance Listing Program Title	Federal Expenditures	Passed-Through to Subrecipients
Treasury, Department of the	Direct		23-LITC0506-03-00	21.008	Low Income Taxpayer Clinics	\$ 91,989	\$ -
			Total Treasury, Department of the			<u>\$ 91,989</u>	<u>\$ -</u>
Library of Congress	Direct		GA21C0115	42.010	Teaching with Primary Sources	\$ 62,018	\$ -
			Total Library of Congress			<u>\$ 62,018</u>	<u>\$ -</u>
National Aeronautics and Space Administration	Direct		80NSSC17K0212	43.001	Science	\$ 4,662	\$ -
National Aeronautics and Space Administration	Direct		80NSSC17K0681	43.001	Science	1,475	-
National Aeronautics and Space Administration	Direct		80NSSC18K0551	43.001	Science	108,365	-
National Aeronautics and Space Administration	Direct		80NSSC18K0647	43.001	Science	(287)	-
National Aeronautics and Space Administration	Direct		80NSSC18K0900	43.001	Science	(11)	-
National Aeronautics and Space Administration	Direct		80NSSC18K0978	43.001	Science	100,854	-
National Aeronautics and Space Administration	Direct		80NSSC18K0986	43.001	Science	14,440	-
National Aeronautics and Space Administration	Direct		80NSSC18K1005	43.001	Science	(93)	-
National Aeronautics and Space Administration	Direct		80NSSC18K1240	43.001	Science	18	-
National Aeronautics and Space Administration	Direct		80NSSC18K1280	43.001	Science	32,369	-
National Aeronautics and Space Administration	Direct		80NSSC18K1553	43.001	Science	(8,107)	-
National Aeronautics and Space Administration	Direct		80NSSC18K1641	43.001	Science	115,637	-
National Aeronautics and Space Administration	Direct		80NSSC19K0457	43.001	Science	169,352	-
National Aeronautics and Space Administration	Direct		80NSSC19K0608	43.001	Science	(175)	-
National Aeronautics and Space Administration	Direct		80NSSC19K0782	43.001	Science	37,151	-
National Aeronautics and Space Administration	Direct		80NSSC19K0948	43.001	Science	10,930	-
National Aeronautics and Space Administration	Direct		80NSSC19K1013	43.001	Science	(578)	-
National Aeronautics and Space Administration	Direct		80NSSC19K1472	43.001	Science	30,019	-
National Aeronautics and Space Administration	Direct		80NSSC19K1534	43.001	Science	79	-
National Aeronautics and Space Administration	Direct		80NSSC20K0185	43.001	Science	181,530	-
National Aeronautics and Space Administration	Direct		80NSSC20K0190	43.001	Science	155,683	14,571
National Aeronautics and Space Administration	Direct		80NSSC20K0353	43.001	Science	191,849	-
National Aeronautics and Space Administration	Direct		80NSSC20K0409	43.001	Science	238,582	66,858
National Aeronautics and Space Administration	Direct		80NSSC20K0509	43.001	Science	150,057	-
National Aeronautics and Space Administration	Direct		80NSSC20K0510	43.001	Science	100,382	-
National Aeronautics and Space Administration	Direct		80NSSC20K0600	43.001	Science	114	-
National Aeronautics and Space Administration	Direct		80NSSC20K0651	43.001	Science	129,887	43,940
National Aeronautics and Space Administration	Direct		80NSSC20K0854	43.001	Science	94,441	-
National Aeronautics and Space Administration	Direct		80NSSC20K0883	43.001	Science	133,711	-
National Aeronautics and Space Administration	Direct		80NSSC20K0929	43.001	Science	95,135	-
National Aeronautics and Space Administration	Direct		80NSSC20K1063	43.001	Science	(97)	-
National Aeronautics and Space Administration	Direct		80NSSC20K1135	43.001	Science	215,070	89,404
National Aeronautics and Space Administration	Direct		80NSSC20K1148	43.001	Science	93,409	-
National Aeronautics and Space Administration	Direct		80NSSC20K1286	43.001	Science	2,859	-
National Aeronautics and Space Administration	Direct		80NSSC20K1313	43.001	Science	86,007	-
National Aeronautics and Space Administration	Direct		80NSSC20K1487	43.001	Science	127,988	-
National Aeronautics and Space Administration	Direct		80NSSC20K1504	43.001	Science	(245)	-
National Aeronautics and Space Administration	Direct		80NSSC20K1581	43.001	Science	759,308	222,957
National Aeronautics and Space Administration	Direct		80NSSC20K1742	43.001	Science	67,710	-
National Aeronautics and Space Administration	Direct		80NSSC20K1778	43.001	Science	176,999	19,088
National Aeronautics and Space Administration	Direct		80NSSC20K1779	43.001	Science	320,621	70,412
National Aeronautics and Space Administration	Direct		80NSSC21K0052	43.001	Science	94,844	-
National Aeronautics and Space Administration	Direct		80NSSC21K0417	43.001	Science	49,905	17,188
National Aeronautics and Space Administration	Direct		80NSSC21K0517	43.001	Science	9,425	-
National Aeronautics and Space Administration	Direct		80NSSC21K0579	43.001	Science	74,835	-
National Aeronautics and Space Administration	Direct		80NSSC21K0786	43.001	Science	3	-
National Aeronautics and Space Administration	Direct		80NSSC21K0906	43.001	Science	41,404	-
National Aeronautics and Space Administration	Direct		80NSSC21K0963	43.001	Science	36,528	-
National Aeronautics and Space Administration	Direct		80NSSC21K1005	43.001	Science	155,338	11,366
National Aeronautics and Space Administration	Direct		80NSSC21K1062	43.001	Science	72,562	-
National Aeronautics and Space Administration	Direct		80NSSC21K1066	43.001	Science	127,856	-
National Aeronautics and Space Administration	Direct		80NSSC21K1070	43.001	Science	136,895	-
National Aeronautics and Space Administration	Direct		80NSSC21K1086	43.001	Science	5,140	-
National Aeronautics and Space Administration	Direct		80NSSC21K1124	43.001	Science	88,754	-
National Aeronautics and Space Administration	Direct		80NSSC21K1127	43.001	Science	149,551	-
National Aeronautics and Space Administration	Direct		80NSSC21K1306	43.001	Science	357,514	73,811
National Aeronautics and Space Administration	Direct		80NSSC21K1339	43.001	Science	1,082,908	238,420
National Aeronautics and Space Administration	Direct		80NSSC21K1359	43.001	Science	11,915	-
National Aeronautics and Space Administration	Direct		80NSSC21K1405	43.001	Science	302,535	15,287
National Aeronautics and Space Administration	Direct		80NSSC21K1469	43.001	Science	28,954	-
National Aeronautics and Space Administration	Direct		80NSSC21K1587	43.001	Science	44,264	-
National Aeronautics and Space Administration	Direct		80NSSC21K1662	43.001	Science	72,714	-
National Aeronautics and Space Administration	Direct		80NSSC21K1675	43.001	Science	387,343	-
National Aeronautics and Space Administration	Direct		80NSSC21K1940	43.001	Science	161,816	111,298
National Aeronautics and Space Administration	Direct		80NSSC22K0204	43.001	Science	6,853	-
National Aeronautics and Space Administration	Direct		80NSSC22K0269	43.001	Science	309,570	-
National Aeronautics and Space Administration	Direct		80NSSC22K0378	43.001	Science	48,145	-
National Aeronautics and Space Administration	Direct		80NSSC22K0418	43.001	Science	25,541	-
National Aeronautics and Space Administration	Direct		80NSSC22K0481	43.001	Science	274,048	76,881

University of Michigan
Schedule of Expenditures of Federal Awards
For the Year Ended June 30, 2024

Cluster Title/Federal Grantor/Program	Type	Pass-Through Grantor	Award Identifier	Assistance Listing Number	Assistance Listing Program Title	Federal Expenditures	Passed-Through to Subrecipients
National Aeronautics and Space Administration	Direct		80NSSC22K0681	43.001	Science	45,792	-
National Aeronautics and Space Administration	Direct		80NSSC22K0750	43.001	Science	106,286	-
National Aeronautics and Space Administration	Direct		80NSSC22K0789	43.001	Science	148,479	-
National Aeronautics and Space Administration	Direct		80NSSC22K0795	43.001	Science	10,493	-
National Aeronautics and Space Administration	Direct		80NSSC22K0892	43.001	Science	733,637	113,562
National Aeronautics and Space Administration	Direct		80NSSC22K1015	43.001	Science	221,669	66,261
National Aeronautics and Space Administration	Direct		80NSSC22K1061	43.001	Science	140	-
National Aeronautics and Space Administration	Direct		80NSSC22K1064	43.001	Science	55,573	-
National Aeronautics and Space Administration	Direct		80NSSC22K1260	43.001	Science	11,401	-
National Aeronautics and Space Administration	Direct		80NSSC22K1287	43.001	Science	44,923	-
National Aeronautics and Space Administration	Direct		80NSSC22K1295	43.001	Science	57,210	-
National Aeronautics and Space Administration	Direct		80NSSC22K1315	43.001	Science	96,181	-
National Aeronautics and Space Administration	Direct		80NSSC22K1364	43.001	Science	17,959	-
National Aeronautics and Space Administration	Direct		80NSSC22K1391	43.001	Science	9,266	-
National Aeronautics and Space Administration	Direct		80NSSC22K1433	43.001	Science	54,386	-
National Aeronautics and Space Administration	Direct		80NSSC22K1434	43.001	Science	50,196	-
National Aeronautics and Space Administration	Direct		80NSSC22K1501	43.001	Science	23,419	-
National Aeronautics and Space Administration	Direct		80NSSC22K1507	43.001	Science	19,886	-
National Aeronautics and Space Administration	Direct		80NSSC22K1846	43.001	Science	34,316	-
National Aeronautics and Space Administration	Direct		80NSSC22K1847	43.001	Science	42,363	-
National Aeronautics and Space Administration	Direct		80NSSC22K1848	43.001	Science	49,141	-
National Aeronautics and Space Administration	Direct		80NSSC22K1927	43.001	Science	34,547	-
National Aeronautics and Space Administration	Direct		80NSSC22M0183	43.001	Science	48,623	-
National Aeronautics and Space Administration	Direct		80NSSC23K0030	43.001	Science	86,028	-
National Aeronautics and Space Administration	Direct		80NSSC23K0091	43.001	Science	93,413	66,119
National Aeronautics and Space Administration	Direct		80NSSC23K0151	43.001	Science	8,562	-
National Aeronautics and Space Administration	Direct		80NSSC23K0304	43.001	Science	148,106	-
National Aeronautics and Space Administration	Direct		80NSSC23K0316	43.001	Science	64,379	-
National Aeronautics and Space Administration	Direct		80NSSC23K0407	43.001	Science	53,083	-
National Aeronautics and Space Administration	Direct		80NSSC23K0445	43.001	Science	91,054	-
National Aeronautics and Space Administration	Direct		80NSSC23K0450	43.001	Science	211,955	-
National Aeronautics and Space Administration	Direct		80NSSC23K0473	43.001	Science	20,597	-
National Aeronautics and Space Administration	Direct		80NSSC23K0542	43.001	Science	87,829	-
National Aeronautics and Space Administration	Direct		80NSSC23K0569	43.001	Science	71,585	-
National Aeronautics and Space Administration	Direct		80NSSC23K0619	43.001	Science	4,804	-
National Aeronautics and Space Administration	Direct		80NSSC23K0674	43.001	Science	74,896	-
National Aeronautics and Space Administration	Direct		80NSSC23K0790	43.001	Science	22,987	-
National Aeronautics and Space Administration	Direct		80NSSC23K1020	43.001	Science	59,949	-
National Aeronautics and Space Administration	Direct		80NSSC23K1252	43.001	Science	8,361	-
National Aeronautics and Space Administration	Direct		80NSSC23K1297	43.001	Science	76,697	-
National Aeronautics and Space Administration	Direct		80NSSC23K1317	43.001	Science	90,559	-
National Aeronautics and Space Administration	Direct		80NSSC23K1405	43.001	Science	62,211	-
National Aeronautics and Space Administration	Direct		80NSSC23K1461	43.001	Science	5,165	-
National Aeronautics and Space Administration	Direct		80NSSC23K1580	43.001	Science	6,575	-
National Aeronautics and Space Administration	Direct		80NSSC23K1582	43.001	Science	1,645	-
National Aeronautics and Space Administration	Direct		80NSSC23K1619	43.001	Science	50,151	-
National Aeronautics and Space Administration	Direct		80NSSC23M0191	43.001	Science	405,931	19,657
National Aeronautics and Space Administration	Direct		80NSSC24K0003	43.001	Science	49,714	-
National Aeronautics and Space Administration	Direct		80NSSC24K0004	43.001	Science	56,996	-
National Aeronautics and Space Administration	Direct		80NSSC24K0059	43.001	Science	43,447	-
National Aeronautics and Space Administration	Direct		80NSSC24K0108	43.001	Science	76,558	-
National Aeronautics and Space Administration	Direct		80NSSC24K0151	43.001	Science	8,965	-
National Aeronautics and Space Administration	Direct		80NSSC24K0369	43.001	Science	24,554	-
National Aeronautics and Space Administration	Direct		80NSSC24K0418	43.001	Science	27,804	-
National Aeronautics and Space Administration	Direct		80NSSC24K0459	43.001	Science	23,946	-
National Aeronautics and Space Administration	Direct		80NSSC24K0628	43.001	Science	33,211	-
National Aeronautics and Space Administration	Direct		80NSSC24K0641	43.001	Science	65,856	-
National Aeronautics and Space Administration	Direct		80NSSC24K0676	43.001	Science	18,399	-
National Aeronautics and Space Administration	Direct		80NSSC24K0734	43.001	Science	29,321	-
National Aeronautics and Space Administration	Direct		80NSSC24K0796	43.001	Science	8,414	-
National Aeronautics and Space Administration	Direct		NNX16AC01G	43.001	Science	(5,838)	-
National Aeronautics and Space Administration	Direct		NNX17AK19G	43.001	Science	(254)	(254)
National Aeronautics and Space Administration	Pass-Through	Michigan State University (MSU)	RC113996UM	43.001	Science	44,032	-
National Aeronautics and Space Administration	Pass-Through	Smithsonian Institution	AR1-22007X	43.001	Science	7,017	-
National Aeronautics and Space Administration	Pass-Through	Smithsonian Institution	AR2-23015A	43.001	Science	5,290	-
National Aeronautics and Space Administration	Pass-Through	Smithsonian Institution	DDO-21122X	43.001	Science	8,178	-
National Aeronautics and Space Administration	Pass-Through	Smithsonian Institution	DD1-22129X	43.001	Science	5,137	-
National Aeronautics and Space Administration	Pass-Through	Smithsonian Institution	GOO-21045X	43.001	Science	(92)	-
National Aeronautics and Space Administration	Pass-Through	Smithsonian Institution	GOO-21046B	43.001	Science	5,864	-
National Aeronautics and Space Administration	Pass-Through	Smithsonian Institution	GO1-22051X	43.001	Science	4,634	-
National Aeronautics and Space Administration	Pass-Through	Smithsonian Institution	GO1-22133X	43.001	Science	15,118	-
National Aeronautics and Space Administration	Pass-Through	Smithsonian Institution	GO2-23001X	43.001	Science	13,685	-
National Aeronautics and Space Administration	Pass-Through	Smithsonian Institution	GO2-23109X	43.001	Science	68,316	-
National Aeronautics and Space Administration	Pass-Through	Boston University	4500004539	43.001	Science	172,915	-
National Aeronautics and Space Administration	Pass-Through	Boston University	4500004915	43.001	Science	9,251	-
National Aeronautics and Space Administration	Pass-Through	California Institute of Technology	S629858	43.001	Science	2,608	-

**University of Michigan
Schedule of Expenditures of Federal Awards
For the Year Ended June 30, 2024**

Cluster Title/Federal Grantor/Program	Type	Pass-Through Grantor	Award Identifier	Assistance Listing Number	Assistance Listing Program Title	Federal Expenditures	Passed-Through to Subrecipients
National Aeronautics and Space Administration	Pass-Through	Catholic University of America	362659 Sub 1	43.001	Science	175,182	-
National Aeronautics and Space Administration	Pass-Through	Catholic University of America	365206 Sub 1	43.001	Science	37,126	-
National Aeronautics and Space Administration	Pass-Through	Colorado State University	G-96609-02	43.001	Science	19,115	-
National Aeronautics and Space Administration	Pass-Through	Johns Hopkins University	170305	43.001	Science	63,946	-
National Aeronautics and Space Administration	Pass-Through	Johns Hopkins University	173402	43.001	Science	126,727	-
National Aeronautics and Space Administration	Pass-Through	Massachusetts Institute of Technology	s5571	43.001	Science	8,009	-
National Aeronautics and Space Administration	Pass-Through	Michigan Technological University	23-7935-Z1	43.001	Science	29,967	-
National Aeronautics and Space Administration	Pass-Through	National Space Grant Foundation	NEBP-127	43.001	Science	19,996	-
National Aeronautics and Space Administration	Pass-Through	North Carolina State University	2019-3043-01	43.001	Science	2,227	-
National Aeronautics and Space Administration	Pass-Through	Northwest Research Associates, Inc.	NWRA-22-S-222	43.001	Science	28,982	-
National Aeronautics and Space Administration	Pass-Through	Planetary Science Institute	1705-MICH	43.001	Science	4,676	-
National Aeronautics and Space Administration	Pass-Through	Planetary Science Institute	1724-MICH	43.001	Science	108,716	-
National Aeronautics and Space Administration	Pass-Through	Predictive Science Inc.	Research Agreement	43.001	Science	92,633	-
National Aeronautics and Space Administration	Pass-Through	Predictive Science Inc.	Research Agreement	43.001	Science	30,405	-
National Aeronautics and Space Administration	Pass-Through	Seti Institute	SC 3657	43.001	Science	12,837	-
National Aeronautics and Space Administration	Pass-Through	Seti Institute	SC 3757	43.001	Science	43	-
National Aeronautics and Space Administration	Pass-Through	Seti Institute	SC 3796	43.001	Science	36,628	-
National Aeronautics and Space Administration	Pass-Through	Smithsonian Institution	DD3-24137X	43.001	Science	4,634	-
National Aeronautics and Space Administration	Pass-Through	Smithsonian Institution	GO1-22029X	43.001	Science	10,811	-
National Aeronautics and Space Administration	Pass-Through	Smithsonian Institution	GO1-22114X	43.001	Science	33,156	-
National Aeronautics and Space Administration	Pass-Through	Smithsonian Institution	GO2-23012B	43.001	Science	17,375	-
National Aeronautics and Space Administration	Pass-Through	Smithsonian Institution	GO2-23066X	43.001	Science	16,426	-
National Aeronautics and Space Administration	Pass-Through	Smithsonian Institution	GO2-23106X	43.001	Science	22,576	-
National Aeronautics and Space Administration	Pass-Through	Smithsonian Institution	GO9-20074X	43.001	Science	26,057	-
National Aeronautics and Space Administration	Pass-Through	Southern Illinois University	SIUC 24-05-226623	43.001	Science	28,720	-
National Aeronautics and Space Administration	Pass-Through	Southwest Research Institute	N99065ZO	43.001	Science	6,497	-
National Aeronautics and Space Administration	Pass-Through	Southwest Research Institute	Q99036CB	43.001	Science	13,394	-
National Aeronautics and Space Administration	Pass-Through	Southwest Research Institute	Q99073AKP	43.001	Science	341,351	-
National Aeronautics and Space Administration	Pass-Through	Space Science Institute	Subaward No. 01110	43.001	Science	31,807	-
National Aeronautics and Space Administration	Pass-Through	Space Telescope Science Institute (STScI)	HST-GO-17292.012-A	43.001	Science	12,982	-
National Aeronautics and Space Administration	Pass-Through	Space Telescope Science Institute (STScI)	JWST-GO-03969.010-A	43.001	Science	16,253	-
National Aeronautics and Space Administration	Pass-Through	The Johns Hopkins University Applied Physics Laboratory LLC	173472	43.001	Science	(65)	-
National Aeronautics and Space Administration	Pass-Through	The Ohio State University	60066837 (RF01588100)	43.001	Science	(2,426)	-
National Aeronautics and Space Administration	Pass-Through	The Ohio State University	60078489	43.001	Science	37,447	-
National Aeronautics and Space Administration	Pass-Through	The Ohio State University	GR128364 SPC-1000006729	43.001	Science	23,562	-
National Aeronautics and Space Administration	Pass-Through	The Ohio State University	SPC-1000012077 GR132437	43.001	Science	46,985	-
National Aeronautics and Space Administration	Pass-Through	The President and Fellows of Harvard College aka Harvard University	SV0-09005	43.001	Science	(162)	-
National Aeronautics and Space Administration	Pass-Through	Universities Space Research Association (USRA)	02310-01	43.001	Science	24,994	-
National Aeronautics and Space Administration	Pass-Through	University of Alaska Fairbanks	22-0111	43.001	Science	19,898	-
National Aeronautics and Space Administration	Pass-Through	University of California - Berkeley	00009823 / 80NSSC18K0645	43.001	Science	(180)	-
National Aeronautics and Space Administration	Pass-Through	University of California - Los Angeles	0135 G ZA164	43.001	Science	75,741	-
National Aeronautics and Space Administration	Pass-Through	University of Chicago	AWD100699 (SUB00000228)	43.001	Science	107,602	-
National Aeronautics and Space Administration	Pass-Through	University of Chicago	AWD101560-SUB00000389	43.001	Science	12,302	-
National Aeronautics and Space Administration	Pass-Through	University of Chicago	SUB00000232	43.001	Science	67,776	-
National Aeronautics and Space Administration	Pass-Through	University of Chicago	Subaward Agreement	43.001	Science	120,372	-
National Aeronautics and Space Administration	Pass-Through	University of Colorado Boulder	1559147	43.001	Science	18,994	-
National Aeronautics and Space Administration	Pass-Through	University of Colorado Boulder	1561096	43.001	Science	12,814	-
National Aeronautics and Space Administration	Pass-Through	University of Colorado Boulder	1564758	43.001	Science	82,258	-
National Aeronautics and Space Administration	Pass-Through	University of Florida	SUB00002719	43.001	Science	9,871	-
National Aeronautics and Space Administration	Pass-Through	University of Maryland, Baltimore County (UMBC)	NASA0139-02	43.001	Science	22,804	-
National Aeronautics and Space Administration	Pass-Through	University of Maryland, College Park	120791-Z6492204	43.001	Science	58,711	-
National Aeronautics and Space Administration	Pass-Through	University of Massachusetts Boston	016892-9095	43.001	Science	99,496	-
National Aeronautics and Space Administration	Pass-Through	University of Massachusetts Lowell	S5200000044032	43.001	Science	(194)	-
National Aeronautics and Space Administration	Pass-Through	University of Minnesota	A009175301	43.001	Science	4,671	-
National Aeronautics and Space Administration	Pass-Through	University of Oregon	2252R0A	43.001	Science	7,665	-
National Aeronautics and Space Administration	Pass-Through	University of Toledo	F-2022-56	43.001	Science	14,846	-
National Aeronautics and Space Administration	Pass-Through	University of Virginia	GP10222	43.001	Science	26,056	-
National Aeronautics and Space Administration	Pass-Through	University of Wisconsin	0000003604	43.001	Science	15,274	-
National Aeronautics and Space Administration	Pass-Through	University of Wisconsin	849K951	43.001	Science	197,571	-
						\$ 15,123,651	\$ 1,336,826
National Aeronautics and Space Administration	Direct		80NSSC18M0149	43.002	Aeronautics	\$ 202,434	\$ -
National Aeronautics and Space Administration	Direct		80NSSC20K1465	43.002	Aeronautics	12,828	-
National Aeronautics and Space Administration	Direct		80NSSC23M0215	43.002	Aeronautics	91,012	-
National Aeronautics and Space Administration	Pass-Through	Georgia Institute of Technology	AWD-005387-G1	43.002	Aeronautics	45,320	-
National Aeronautics and Space Administration	Pass-Through	Georgia Institute of Technology	RK588-G1 AWD-102526-G1	43.002	Aeronautics	89,498	-
National Aeronautics and Space Administration	Pass-Through	Texas A&M Engineering Experiment Station	M2400093	43.002	Aeronautics	81,458	-
National Aeronautics and Space Administration	Pass-Through	University of Illinois-Urbana-Champaign	115241-19751	43.002	Aeronautics	24,069	-
National Aeronautics and Space Administration	Pass-Through	University of Washington	UWSC11501	43.002	Aeronautics	113,766	-
						\$ 660,385	\$ -
National Aeronautics and Space Administration	Direct		80NSSC23M0226	43.003	Exploration	\$ 34,824	\$ -
National Aeronautics and Space Administration	Pass-Through	Baylor College of Medicine	P0502/PO P700000580	43.003	Exploration	9,509	-
						\$ 44,333	\$ -
National Aeronautics and Space Administration	Direct		80NSSC20M0124	43.008	Office of Stem Engagement (OSTEM)	\$ 920,841	\$ 452,422
National Aeronautics and Space Administration	Pass-Through	Texas State University, San Marcos	22009-83824-3	43.008	Office of Stem Engagement (OSTEM)	19,949	-
						\$ 940,790	\$ 452,422
National Aeronautics and Space Administration	Direct		NNX17AD24G	43.009	Mission Support	\$ 193	\$ -

University of Michigan
Schedule of Expenditures of Federal Awards
For the Year Ended June 30, 2024

Cluster Title/Federal Grantor/Program	Type	Pass-Through Grantor	Award Identifier	Assistance Listing Number	Assistance Listing Program Title	Federal Expenditures	Passed-Through to Subrecipients
National Aeronautics and Space Administration	Direct		80NSSC20K0295	43.012	Space Technology	\$ (8,026)	\$ -
National Aeronautics and Space Administration	Direct		80NSSC20K1164	43.012	Space Technology	(100)	-
National Aeronautics and Space Administration	Direct		80NSSC20K1168	43.012	Space Technology	69,698	-
National Aeronautics and Space Administration	Direct		80NSSC20K1200	43.012	Space Technology	63,017	-
National Aeronautics and Space Administration	Direct		80NSSC20K1229	43.012	Space Technology	88,139	-
National Aeronautics and Space Administration	Direct		80NSSC20K1454	43.012	Space Technology	18,995	-
National Aeronautics and Space Administration	Direct		80NSSC21K1246	43.012	Space Technology	83,862	-
National Aeronautics and Space Administration	Direct		80NSSC21K1247	43.012	Space Technology	93,426	-
National Aeronautics and Space Administration	Direct		80NSSC22K1007	43.012	Space Technology	75,705	-
National Aeronautics and Space Administration	Direct		80NSSC22K1172	43.012	Space Technology	70,365	-
National Aeronautics and Space Administration	Direct		80NSSC22K1182	43.012	Space Technology	76,059	-
National Aeronautics and Space Administration	Direct		80NSSC23K0238	43.012	Space Technology	210,048	74,092
National Aeronautics and Space Administration	Direct		80NSSC23K1181	43.012	Space Technology	60,187	-
National Aeronautics and Space Administration	Direct		80NSSC23K1187	43.012	Space Technology	73,451	-
National Aeronautics and Space Administration	Direct		80NSSC23K1216	43.012	Space Technology	99,707	-
National Aeronautics and Space Administration	Direct		80NSSC23K1225	43.012	Space Technology	83,029	-
National Aeronautics and Space Administration	Direct		80NSSC23M0237	43.012	Space Technology	61,147	-
National Aeronautics and Space Administration	Pass-Through	Georgia Institute of Technology	AWD-002637-G4	43.012	Space Technology	619,239	-
National Aeronautics and Space Administration	Pass-Through	University of Illinois-Urbana-Champaign	116073-19884	43.012	Space Technology	27,308	-
						\$ 1,865,256	\$ 74,092
						\$ 577,400	\$ 46,138
National Aeronautics and Space Administration	Direct		80GSFC18C0009	43.RD		(31,112)	-
National Aeronautics and Space Administration	Direct		80GSFC20C0052	43.RD		60,952	-
National Aeronautics and Space Administration	Direct		80GSFC20C0075	43.RD		2,186,176	-
National Aeronautics and Space Administration	Direct		80GSFC21C0037	43.RD		1,127,644	-
National Aeronautics and Space Administration	Direct		80GSFC21CA020	43.RD		60,602	-
National Aeronautics and Space Administration	Direct		80GSFC23CA020	43.RD		357,316	10,899
National Aeronautics and Space Administration	Direct		80GSFC23CA042	43.RD		75,938	-
National Aeronautics and Space Administration	Direct		80GSFC24CA014	43.RD		5,217	-
National Aeronautics and Space Administration	Direct		80GSFC24CA021	43.RD		6,363,896	4,255,370
National Aeronautics and Space Administration	Direct		80LARC21DA003	43.RD		(4,181)	-
National Aeronautics and Space Administration	Direct		NGI2CR34C	43.RD		14	14
National Aeronautics and Space Administration	Direct		NNL13AQ00C	43.RD		161,089	-
National Aeronautics and Space Administration	Pass-Through	Smithsonian Institution	SV4-84016	43.RD		93,499	-
National Aeronautics and Space Administration	Direct		80NSSC22K1773	43.RD		203,258	-
National Aeronautics and Space Administration	Direct		80NSSC23K0178	43.RD		70,112	-
National Aeronautics and Space Administration	Direct		80NSSC23M0040	43.RD		57,737	-
National Aeronautics and Space Administration	Pass-Through	Advanced Cooling Technologies, Inc.	ACT Project No.: RD98RD-N-9323	43.RD		(1,379)	-
National Aeronautics and Space Administration	Pass-Through	Amphionic, LLC	80NSSC20C0450	43.RD		99,026	-
National Aeronautics and Space Administration	Pass-Through	Amphionic, LLC	80NSSC21C0513	43.RD		532	-
National Aeronautics and Space Administration	Pass-Through	California Institute of Technology	S386188	43.RD		66,990	8,323
National Aeronautics and Space Administration	Pass-Through	Jet Propulsion Laboratory	1449038	43.RD		50,741	-
National Aeronautics and Space Administration	Pass-Through	Jet Propulsion Laboratory	1593522	43.RD		976,947	319,914
National Aeronautics and Space Administration	Pass-Through	Jet Propulsion Laboratory	1631492	43.RD		(1,087)	-
National Aeronautics and Space Administration	Pass-Through	Jet Propulsion Laboratory	1655073	43.RD		65,616	-
National Aeronautics and Space Administration	Pass-Through	Jet Propulsion Laboratory	1656153	43.RD		16,531	-
National Aeronautics and Space Administration	Pass-Through	Jet Propulsion Laboratory	1664210	43.RD		379,741	-
National Aeronautics and Space Administration	Pass-Through	Jet Propulsion Laboratory	1675310	43.RD		9,358	-
National Aeronautics and Space Administration	Pass-Through	Jet Propulsion Laboratory	1678031	43.RD		18,094	-
National Aeronautics and Space Administration	Pass-Through	Jet Propulsion Laboratory	1678415	43.RD		(5)	-
National Aeronautics and Space Administration	Pass-Through	Johns Hopkins University	117613	43.RD		49,423	-
National Aeronautics and Space Administration	Pass-Through	Johns Hopkins University	141617	43.RD		4	-
National Aeronautics and Space Administration	Pass-Through	Johns Hopkins University	143448	43.RD		1,307	-
National Aeronautics and Space Administration	Pass-Through	Michigan Engineering Services	1025	43.RD		199,241	-
National Aeronautics and Space Administration	Pass-Through	Southwest Research Institute	699056KC	43.RD		924,046	-
National Aeronautics and Space Administration	Pass-Through	Southwest Research Institute	A99201MO	43.RD		128,393	-
National Aeronautics and Space Administration	Pass-Through	Southwest Research Institute	E99061MO	43.RD		91,016	-
National Aeronautics and Space Administration	Pass-Through	Southwest Research Institute	N99094ZO	43.RD		208,786	-
National Aeronautics and Space Administration	Pass-Through	Southwest Research Institute	Q99063JAR	43.RD		9,825	-
National Aeronautics and Space Administration	Pass-Through	Space Telescope Science Institute (STScI)	HST-AR-16129.004-A	43.RD		4,529	-
National Aeronautics and Space Administration	Pass-Through	Space Telescope Science Institute (STScI)	HST-AR-16150.001-A	43.RD		50,334	-
National Aeronautics and Space Administration	Pass-Through	Space Telescope Science Institute (STScI)	HST-AR-16614.001-A	43.RD		32,687	-
National Aeronautics and Space Administration	Pass-Through	Space Telescope Science Institute (STScI)	HST-AR-17039.001-A	43.RD		67,756	-
National Aeronautics and Space Administration	Pass-Through	Space Telescope Science Institute (STScI)	HST-AR-17047.001-A	43.RD		40,157	-
National Aeronautics and Space Administration	Pass-Through	Space Telescope Science Institute (STScI)	HST-GO-15298.007-A	43.RD		42,009	-
National Aeronautics and Space Administration	Pass-Through	Space Telescope Science Institute (STScI)	HST-GO-15655.018-A	43.RD		(261)	-
National Aeronautics and Space Administration	Pass-Through	Space Telescope Science Institute (STScI)	HST-GO-15835.009-A	43.RD		10,206	-
National Aeronautics and Space Administration	Pass-Through	Space Telescope Science Institute (STScI)	HST-GO-15935.021-A	43.RD		3,374	-
National Aeronautics and Space Administration	Pass-Through	Space Telescope Science Institute (STScI)	HST-GO-15937.003-A	43.RD		943	-
National Aeronautics and Space Administration	Pass-Through	Space Telescope Science Institute (STScI)	HST-GO-16047.001-A	43.RD		8,205	-
National Aeronautics and Space Administration	Pass-Through	Space Telescope Science Institute (STScI)	HST-GO-16185.007-A	43.RD		33,122	-
National Aeronautics and Space Administration	Pass-Through	Space Telescope Science Institute (STScI)	HST-GO-16191.006-A	43.RD		46,595	-
National Aeronautics and Space Administration	Pass-Through	Space Telescope Science Institute (STScI)	HST-GO-16260.001-A	43.RD		46,474	-
National Aeronautics and Space Administration	Pass-Through	Space Telescope Science Institute (STScI)	HST-GO-16261.001-A	43.RD		(472)	-
National Aeronautics and Space Administration	Pass-Through	Space Telescope Science Institute (STScI)	HST-GO-16422.001-A	43.RD		2,736	-
National Aeronautics and Space Administration	Pass-Through	Space Telescope Science Institute (STScI)	HST-GO-16425.002-A	43.RD		2,356	-
National Aeronautics and Space Administration	Pass-Through	Space Telescope Science Institute (STScI)	HST-GO-16444.004-A	43.RD		-	-

**University of Michigan
Schedule of Expenditures of Federal Awards
For the Year Ended June 30, 2024**

Cluster Title/Federal Grantor/Program	Type	Pass-Through Grantor	Award Identifier	Assistance Listing Number	Assistance Listing Program Title	Federal Expenditures	Passed-Through to Subrecipients
National Aeronautics and Space Administration	Pass-Through	Space Telescope Science Institute (STScI)	HST-GO-16484.002-A	43.RD		2,519	-
National Aeronautics and Space Administration	Pass-Through	Space Telescope Science Institute (STScI)	HST-GO-16487.007-A	43.RD		1,867	-
National Aeronautics and Space Administration	Pass-Through	Space Telescope Science Institute (STScI)	HST-GO-16488.003-A	43.RD		13,897	-
National Aeronautics and Space Administration	Pass-Through	Space Telescope Science Institute (STScI)	HST-GO-16728.001-A	43.RD		16,114	-
National Aeronautics and Space Administration	Pass-Through	Space Telescope Science Institute (STScI)	HST-GO-16882.002-A	43.RD		9,056	-
National Aeronautics and Space Administration	Pass-Through	Space Telescope Science Institute (STScI)	HST-GO-17069.003-A	43.RD		11,105	-
National Aeronautics and Space Administration	Pass-Through	Space Telescope Science Institute (STScI)	HST-GO-17116.001-A	43.RD		8,686	-
National Aeronautics and Space Administration	Pass-Through	Space Telescope Science Institute (STScI)	HST-GO-17158.001-A	43.RD		56,459	-
National Aeronautics and Space Administration	Pass-Through	Space Telescope Science Institute (STScI)	HST-GO-17243.003-A	43.RD		1,684	-
National Aeronautics and Space Administration	Pass-Through	Space Telescope Science Institute (STScI)	HST-GO-17283.002-A	43.RD		4,551	-
National Aeronautics and Space Administration	Pass-Through	Space Telescope Science Institute (STScI)	HST-HF2-51460.001-A	43.RD		871	-
National Aeronautics and Space Administration	Pass-Through	Space Telescope Science Institute (STScI)	HST-HF2-51513.001-A	43.RD		119,267	-
National Aeronautics and Space Administration	Pass-Through	Space Telescope Science Institute (STScI)	JWST-ERS-01288.005-A	43.RD		46,918	-
National Aeronautics and Space Administration	Pass-Through	Space Telescope Science Institute (STScI)	JWST-ERS-01355.002-A	43.RD		20,999	-
National Aeronautics and Space Administration	Pass-Through	Space Telescope Science Institute (STScI)	JWST-ERS-01364.002-A	43.RD		15,604	-
National Aeronautics and Space Administration	Pass-Through	Space Telescope Science Institute (STScI)	JWST-GO-01803.005-A	43.RD		10,637	-
National Aeronautics and Space Administration	Pass-Through	Space Telescope Science Institute (STScI)	JWST-GO-01981.018-A	43.RD		9,146	-
National Aeronautics and Space Administration	Pass-Through	Space Telescope Science Institute (STScI)	JWST-GO-02473.002-A	43.RD		28,317	-
National Aeronautics and Space Administration	Pass-Through	Space Telescope Science Institute (STScI)	JWST-GO-02487.002-A	43.RD		9,543	-
National Aeronautics and Space Administration	Pass-Through	Space Telescope Science Institute (STScI)	JWST-GO-02550.004-A	43.RD		56,360	-
National Aeronautics and Space Administration	Pass-Through	Space Telescope Science Institute (STScI)	JWST-GO-02555.004-A	43.RD		3,140	-
National Aeronautics and Space Administration	Pass-Through	Space Telescope Science Institute (STScI)	JWST-GO-02566.004-A	43.RD		11,126	-
National Aeronautics and Space Administration	Pass-Through	Space Telescope Science Institute (STScI)	JWST-GO-02567.002-A	43.RD		103,888	-
National Aeronautics and Space Administration	Pass-Through	Space Telescope Science Institute (STScI)	JWST-GO-03034.003-A	43.RD		2,752	-
National Aeronautics and Space Administration	Pass-Through	Space Telescope Science Institute (STScI)	JWST-GO-03433.002-A	43.RD		44,113	-
National Aeronautics and Space Administration	Pass-Through	Space Telescope Science Institute (STScI)	JWST-GO-03969.034-A	43.RD		6,992	-
National Aeronautics and Space Administration	Pass-Through	Space Telescope Science Institute (STScI)	JWST-GO-04098.022-A	43.RD		4,593	-
National Aeronautics and Space Administration	Pass-Through	Space Telescope Science Institute (STScI)	JWST-GO04403.001-A	43.RD		4,058	-
National Aeronautics and Space Administration	Pass-Through	The Johns Hopkins University Applied Physics Laboratory LLC	169627	43.RD		79,627	-
National Aeronautics and Space Administration	Pass-Through	The University of Texas at Dallas	2019377	43.RD		6,928	-
National Aeronautics and Space Administration	Pass-Through	The University of Texas at Dallas	23011727	43.RD		20,257	-
National Aeronautics and Space Administration	Pass-Through	University of Arizona	344641	43.RD		278,285	-
National Aeronautics and Space Administration	Pass-Through	University of Colorado	1546525/PO 1000106275	43.RD		134,882	-
National Aeronautics and Space Administration	Pass-Through	University of Colorado Boulder	1559148	43.RD		14,501	-
National Aeronautics and Space Administration	Pass-Through	University of Maryland, Baltimore County (UMBC)	NASA0104-01	43.RD		48,294	-
National Aeronautics and Space Administration	Pass-Through	National Institute of Aerospace	2024 BIG Idea Challenge-Phase	43.RD		20,402	-
National Aeronautics and Space Administration	Pass-Through	University of Wisconsin	0000002136	43.RD		55,674	-
National Aeronautics and Space Administration	Pass-Through	Woods Hole Oceanographic Institute	A101582	43.RD		5,543	-
						\$ 16,338,108	\$ 4,640,658
					Total National Aeronautics and Space Administration	\$ 34,972,716	\$ 6,503,998
National Foundation on the Arts and the Humanities	Direct		1888686-42-22	45.024	Promotion of the Arts Grants to Organizations and Individuals	\$ 10,676	\$ -
National Foundation on the Arts and the Humanities	Direct		1891824-38-22	45.024	Promotion of the Arts Grants to Organizations and Individuals	105,014	-
National Foundation on the Arts and the Humanities	Direct		1904854-52-23	45.024	Promotion of the Arts Grants to Organizations and Individuals	(694)	-
National Foundation on the Arts and the Humanities	Direct		1911455-44-23	45.024	Promotion of the Arts Grants to Organizations and Individuals	41,648	-
National Foundation on the Arts and the Humanities	Direct		1919627-44-24	45.024	Promotion of the Arts Grants to Organizations and Individuals	4,352	-
						\$ 160,996	\$ -
National Foundation on the Arts and the Humanities	Pass-Through	Michigan Arts and Culture Council	22PS4125	45.025	Promotion of the Arts Partnership Agreements	\$ 80	\$ -
National Foundation on the Arts and the Humanities	Direct		PR-276751-21	45.149	Promotion of the Humanities Division of Preservation and Access	\$ 940	\$ -
National Foundation on the Arts and the Humanities	Direct		PW-277570-21	45.149	Promotion of the Humanities Division of Preservation and Access	86,851	-
						\$ 87,791	\$ -
National Foundation on the Arts and the Humanities	Direct		FEL-281941-22	45.160	Promotion of the Humanities Fellowships and Stipends	\$ (79,593)	\$ -
National Foundation on the Arts and the Humanities	Direct		FEL-288745-23	45.160	Promotion of the Humanities Fellowships and Stipends	169,200	-
National Foundation on the Arts and the Humanities	Direct		FEL-294578-24	45.160	Promotion of the Humanities Fellowships and Stipends	19,264	-
						\$ 108,871	\$ -
National Foundation on the Arts and the Humanities	Direct		RQ-266249-19	45.161	Promotion of the Humanities Research	\$ 88,493	\$ -
National Foundation on the Arts and the Humanities	Direct		RQ-286922-22	45.161	Promotion of the Humanities Research	254,939	-
National Foundation on the Arts and the Humanities	Direct		RZ-260848-18	45.161	Promotion of the Humanities Research	178,697	-
National Foundation on the Arts and the Humanities	Pass-Through	American Musicological Society	29 IDCPROGRAM AGREEMENT	45.161	Promotion of the Humanities Research	103,257	-
National Foundation on the Arts and the Humanities	Pass-Through	Archaeological Institute of America	AIA-NEH Grant	45.161	Promotion of the Humanities Research	3,366	-
National Foundation on the Arts and the Humanities	Pass-Through	Archaeological Institute of America	AIA-NEH Grant for Archaeologic	45.161	Promotion of the Humanities Research	4,938	-
National Foundation on the Arts and the Humanities	Pass-Through	Archaeological Institute of America	Grant for Research	45.161	Promotion of the Humanities Research	8,100	-
						\$ 641,790	\$ -
National Foundation on the Arts and the Humanities	Pass-Through	The Teagle Foundation	2005403	45.162	Promotion of the Humanities Teaching and Learning Resources and Curriculum Development	\$ 20	\$ -
National Foundation on the Arts and the Humanities	Direct		GE-293050-23	45.164	Promotion of the Humanities Public Programs	\$ 23,703	\$ -
National Foundation on the Arts and the Humanities	Pass-Through	American Council of Learned Societies	ACLS Public Engagement Grant	45.164	Promotion of the Humanities Public Programs	64,741	43,500
National Foundation on the Arts and the Humanities	Pass-Through	National Writing Project	00-MI03-2022BMPU	45.164	Promotion of the Humanities Public Programs	(261)	-
						\$ 88,183	\$ 43,500
National Foundation on the Arts and the Humanities	Direct		DR-292392-23	45.169	Promotion of the Humanities Office of Digital Humanities	\$ 645	\$ -
National Foundation on the Arts and the Humanities	Direct		HAA-293389-23	45.169	Promotion of the Humanities Office of Digital Humanities	51,589	-
National Foundation on the Arts and the Humanities	Direct		HND-284966-22	45.169	Promotion of the Humanities Office of Digital Humanities	15,861	-
						\$ 68,095	\$ -

**University of Michigan
Schedule of Expenditures of Federal Awards
For the Year Ended June 30, 2024**

Cluster Title/Federal Grantor/Program	Type	Pass-Through Grantor	Award Identifier	Assistance Listing Number	Assistance Listing Program Title	Passed-Through	
						Federal Expenditures	to Subrecipients
National Foundation on the Arts and the Humanities	Direct		MA-252863-OMS-23	45.301	Museums for America	\$ 60,136	\$ -
National Foundation on the Arts and the Humanities	Direct		LG-252300-OLS-22	45.312	National Leadership Grants	\$ 220,934	\$ 30,968
National Foundation on the Arts and the Humanities	Direct		LG-252313-OLS-22	45.312	National Leadership Grants	139,964	27,440
National Foundation on the Arts and the Humanities	Direct		LG-37-19-0134-19	45.312	National Leadership Grants	17,717	-
						<u>\$ 378,615</u>	<u>\$ 58,408</u>
National Foundation on the Arts and the Humanities	Direct		RE-17-19-0036-19	45.313	Laura Bush 21st Century Librarian Program	\$ 71,302	\$ -
National Foundation on the Arts and the Humanities	Direct		RE-254892-OLS-23	45.313	Laura Bush 21st Century Librarian Program	76,519	-
National Foundation on the Arts and the Humanities	Pass-Through	University of Iowa	S04092-01	45.313	Laura Bush 21st Century Librarian Program	35,929	-
						<u>\$ 183,750</u>	<u>\$ -</u>
National Foundation on the Arts and the Humanities	Pass-Through	American Musicological Society	RQ-260882-18	45.RD		\$ (15,516)	\$ -
			Total National Foundation on the Arts and the Humanities			<u>\$ 1,762,811</u>	<u>\$ 101,908</u>
National Science Foundation	Direct		1634680	47.041	Engineering	\$ (70)	\$ -
National Science Foundation	Direct		1639244	47.041	Engineering	(23,195)	-
National Science Foundation	Direct		1653611	47.041	Engineering	8,687	-
National Science Foundation	Direct		1710940	47.041	Engineering	43,745	-
National Science Foundation	Direct		1727918	47.041	Engineering	81	-
National Science Foundation	Direct		1741618	47.041	Engineering	11,093	2,785
National Science Foundation	Direct		1750339	47.041	Engineering	89,803	-
National Science Foundation	Direct		1750744	47.041	Engineering	166,800	-
National Science Foundation	Direct		1751093	47.041	Engineering	88,559	-
National Science Foundation	Direct		1751426	47.041	Engineering	131,407	-
National Science Foundation	Direct		1751590	47.041	Engineering	84,666	-
National Science Foundation	Direct		1803945	47.041	Engineering	22,446	-
National Science Foundation	Direct		1803991	47.041	Engineering	105	-
National Science Foundation	Direct		1804053	47.041	Engineering	(7,420)	-
National Science Foundation	Direct		1825931	47.041	Engineering	2,270	-
National Science Foundation	Direct		1845093	47.041	Engineering	114,054	-
National Science Foundation	Direct		1845980	47.041	Engineering	118,708	-
National Science Foundation	Direct		1846054	47.041	Engineering	40,600	-
National Science Foundation	Direct		1846969	47.041	Engineering	129,795	-
National Science Foundation	Direct		1901582	47.041	Engineering	68,017	-
National Science Foundation	Direct		1903506	47.041	Engineering	204,842	-
National Science Foundation	Direct		1904394	47.041	Engineering	48,503	-
National Science Foundation	Direct		1904575	47.041	Engineering	185,664	-
National Science Foundation	Direct		1907517	47.041	Engineering	69,611	-
National Science Foundation	Direct		1912482	47.041	Engineering	147,338	-
National Science Foundation	Direct		1914583	47.041	Engineering	(3,834)	-
National Science Foundation	Direct		1915550	47.041	Engineering	126	-
National Science Foundation	Direct		1916654	47.041	Engineering	171	-
National Science Foundation	Direct		1919444	47.041	Engineering	1,221	-
National Science Foundation	Direct		1927803	47.041	Engineering	42,941	-
National Science Foundation	Direct		1931738	47.041	Engineering	60,688	-
National Science Foundation	Direct		1931905	47.041	Engineering	15,560	-
National Science Foundation	Direct		1931950	47.041	Engineering	4,303	-
National Science Foundation	Direct		1933436	47.041	Engineering	16,610	-
National Science Foundation	Direct		1935216	47.041	Engineering	419,276	41,982
National Science Foundation	Direct		1937277	47.041	Engineering	16,222	-
National Science Foundation	Direct		1937732	47.041	Engineering	7,551	-
National Science Foundation	Direct		1940766	47.041	Engineering	73,540	-
National Science Foundation	Direct		1941194	47.041	Engineering	142,413	-
National Science Foundation	Direct		1942806	47.041	Engineering	110,101	-
National Science Foundation	Direct		1942901	47.041	Engineering	81,205	-
National Science Foundation	Direct		1942907	47.041	Engineering	110,959	-
National Science Foundation	Direct		1943723	47.041	Engineering	134,297	-
National Science Foundation	Direct		1943726	47.041	Engineering	44,219	-
National Science Foundation	Direct		1943805	47.041	Engineering	99,419	-
National Science Foundation	Direct		1944448	47.041	Engineering	47,631	-
National Science Foundation	Direct		1949869	47.041	Engineering	7,608	-
National Science Foundation	Direct		1952038	47.041	Engineering	627,576	222,354
National Science Foundation	Direct		1952279	47.041	Engineering	2,808	-
National Science Foundation	Direct		1953190	47.041	Engineering	425	-
National Science Foundation	Direct		2001036	47.041	Engineering	112,267	-
National Science Foundation	Direct		2003434	47.041	Engineering	42,742	-
National Science Foundation	Direct		2015187	47.041	Engineering	120,421	-
National Science Foundation	Direct		2015191	47.041	Engineering	(1,949)	-
National Science Foundation	Direct		2016421	47.041	Engineering	46,733	-
National Science Foundation	Direct		2018572	47.041	Engineering	(24,510)	-
National Science Foundation	Direct		2018963	47.041	Engineering	26,526	-
National Science Foundation	Direct		2020527	47.041	Engineering	5,055	-
National Science Foundation	Direct		2020964	47.041	Engineering	6,730	-
National Science Foundation	Direct		2021419	47.041	Engineering	2,669	-
National Science Foundation	Direct		2024237	47.041	Engineering	120,656	-
National Science Foundation	Direct		2026484	47.041	Engineering	46,796	-
National Science Foundation	Direct		2026794	47.041	Engineering	81,548	-

**University of Michigan
Schedule of Expenditures of Federal Awards
For the Year Ended June 30, 2024**

Cluster Title/Federal Grantor/Program	Type	Pass-Through Grantor	Award Identifier	Assistance Listing Number	Assistance Listing Program Title	Federal Expenditures	Passed-Through to Subrecipients
National Science Foundation	Direct		2029139	47.041	Engineering	721,137	-
National Science Foundation	Direct		2029251	47.041	Engineering	385,750	-
National Science Foundation	Direct		2029484	47.041	Engineering	(28)	-
National Science Foundation	Direct		2030680	47.041	Engineering	230	-
National Science Foundation	Direct		2031333	47.041	Engineering	92,439	-
National Science Foundation	Direct		2032604	47.041	Engineering	104,104	-
National Science Foundation	Direct		2033654	47.041	Engineering	269,761	-
National Science Foundation	Direct		2033969	47.041	Engineering	68,966	-
National Science Foundation	Direct		2034938	47.041	Engineering	169,988	-
National Science Foundation	Direct		2034974	47.041	Engineering	147,377	-
National Science Foundation	Direct		2035489	47.041	Engineering	63,173	49,496
National Science Foundation	Direct		2038215	47.041	Engineering	74,581	62,749
National Science Foundation	Direct		2038416	47.041	Engineering	41,242	-
National Science Foundation	Direct		2040013	47.041	Engineering	14,184	-
National Science Foundation	Direct		2041745	47.041	Engineering	57,800	-
National Science Foundation	Direct		2043803	47.041	Engineering	24,345	-
National Science Foundation	Direct		2044245	47.041	Engineering	5,284	-
National Science Foundation	Direct		2045032	47.041	Engineering	100,663	-
National Science Foundation	Direct		2045977	47.041	Engineering	60,728	-
National Science Foundation	Direct		2046372	47.041	Engineering	116,047	-
National Science Foundation	Direct		2048612	47.041	Engineering	3,142,242	1,865,613
National Science Foundation	Direct		2050130	47.041	Engineering	90,254	-
National Science Foundation	Direct		2053046	47.041	Engineering	56,610	-
National Science Foundation	Direct		2054148	47.041	Engineering	304,669	-
National Science Foundation	Direct		2054715	47.041	Engineering	50,389	-
National Science Foundation	Direct		2054768	47.041	Engineering	125,088	-
National Science Foundation	Direct		2102093	47.041	Engineering	96,201	-
National Science Foundation	Direct		2106225	47.041	Engineering	114,491	-
National Science Foundation	Direct		2110133	47.041	Engineering	91,678	-
National Science Foundation	Direct		2116646	47.041	Engineering	267,124	-
National Science Foundation	Direct		2118488	47.041	Engineering	77,344	-
National Science Foundation	Direct		2120909	47.041	Engineering	77,982	-
National Science Foundation	Direct		2121866	47.041	Engineering	93,643	-
National Science Foundation	Direct		2122515	47.041	Engineering	39,575	2,904
National Science Foundation	Direct		2124532	47.041	Engineering	225,947	-
National Science Foundation	Direct		2124857	47.041	Engineering	291,858	184,445
National Science Foundation	Direct		2125256	47.041	Engineering	245,968	-
National Science Foundation	Direct		2126163	47.041	Engineering	48,246	-
National Science Foundation	Direct		2128869	47.041	Engineering	29,999	-
National Science Foundation	Direct		2129817	47.041	Engineering	110,738	10,029
National Science Foundation	Direct		2131709	47.041	Engineering	360,673	765
National Science Foundation	Direct		2132487	47.041	Engineering	164,401	-
National Science Foundation	Direct		2138186	47.041	Engineering	106,150	-
National Science Foundation	Direct		2138187	47.041	Engineering	79,789	-
National Science Foundation	Direct		2138274	47.041	Engineering	93,213	-
National Science Foundation	Direct		2139075	47.041	Engineering	42,881	-
National Science Foundation	Direct		2140091	47.041	Engineering	102,386	-
National Science Foundation	Direct		2140694	47.041	Engineering	50,007	-
National Science Foundation	Direct		2140723	47.041	Engineering	94,716	-
National Science Foundation	Direct		2140984	47.041	Engineering	110,788	-
National Science Foundation	Direct		2142302	47.041	Engineering	70,201	-
National Science Foundation	Direct		2142421	47.041	Engineering	121,081	-
National Science Foundation	Direct		2142757	47.041	Engineering	70,322	-
National Science Foundation	Direct		2144147	47.041	Engineering	106,777	-
National Science Foundation	Direct		2144184	47.041	Engineering	126,585	-
National Science Foundation	Direct		2144416	47.041	Engineering	99,803	-
National Science Foundation	Direct		2144662	47.041	Engineering	209,440	-
National Science Foundation	Direct		2146490	47.041	Engineering	198,308	-
National Science Foundation	Direct		2152694	47.041	Engineering	158,429	73,078
National Science Foundation	Direct		2153744	47.041	Engineering	66,733	-
National Science Foundation	Direct		2153821	47.041	Engineering	121,555	-
National Science Foundation	Direct		2201981	47.041	Engineering	70,696	-
National Science Foundation	Direct		2204893	47.041	Engineering	27,165	-
National Science Foundation	Direct		2206018	47.041	Engineering	216,716	141,646
National Science Foundation	Direct		2209532	47.041	Engineering	(546)	-
National Science Foundation	Direct		2211346	47.041	Engineering	253,502	-
National Science Foundation	Direct		2212430	47.041	Engineering	7,778	-
National Science Foundation	Direct		2217545	47.041	Engineering	277,059	-
National Science Foundation	Direct		2221940	47.041	Engineering	63,172	-
National Science Foundation	Direct		2222096	47.041	Engineering	142,014	-
National Science Foundation	Direct		2223002	47.041	Engineering	35,897	-
National Science Foundation	Direct		2223007	47.041	Engineering	85,597	-
National Science Foundation	Direct		2223014	47.041	Engineering	69,414	-
National Science Foundation	Direct		2223517	47.041	Engineering	815,347	-
National Science Foundation	Direct		2223670	47.041	Engineering	109,811	-
National Science Foundation	Direct		2226348	47.041	Engineering	49,228	-

**University of Michigan
Schedule of Expenditures of Federal Awards
For the Year Ended June 30, 2024**

Cluster Title/Federal Grantor/Program	Type	Pass-Through Grantor	Award Identifier	Assistance Listing Number	Assistance Listing Program Title	Federal Expenditures	Passed-Through to Subrecipients
National Science Foundation	Direct		2227315	47.041	Engineering	119,329	-
National Science Foundation	Direct		2228343	47.041	Engineering	35,651	9,820
National Science Foundation	Direct		2228345	47.041	Engineering	29,797	-
National Science Foundation	Direct		2228974	47.041	Engineering	233,612	-
National Science Foundation	Direct		2229440	47.041	Engineering	230,622	-
National Science Foundation	Direct		2229857	47.041	Engineering	(297)	-
National Science Foundation	Direct		2231174	47.041	Engineering	117,588	-
National Science Foundation	Direct		2231607	47.041	Engineering	103,567	-
National Science Foundation	Direct		2232201	47.041	Engineering	66,738	-
National Science Foundation	Direct		2232426	47.041	Engineering	9,272	-
National Science Foundation	Direct		2232999	47.041	Engineering	47,315	-
National Science Foundation	Direct		2233057	47.041	Engineering	51,150	-
National Science Foundation	Direct		2236138	47.041	Engineering	58,657	-
National Science Foundation	Direct		2236770	47.041	Engineering	110,971	-
National Science Foundation	Direct		2237122	47.041	Engineering	76,199	-
National Science Foundation	Direct		2237284	47.041	Engineering	97,119	-
National Science Foundation	Direct		2237537	47.041	Engineering	88,496	-
National Science Foundation	Direct		2238432	47.041	Engineering	106,610	-
National Science Foundation	Direct		2238913	47.041	Engineering	102,512	-
National Science Foundation	Direct		2240388	47.041	Engineering	120,890	-
National Science Foundation	Direct		2240978	47.041	Engineering	46,571	-
National Science Foundation	Direct		2240981	47.041	Engineering	142,402	-
National Science Foundation	Direct		2240983	47.041	Engineering	11,105	-
National Science Foundation	Direct		2244040	47.041	Engineering	157,086	-
National Science Foundation	Direct		2244686	47.041	Engineering	84,943	-
National Science Foundation	Direct		2245117	47.041	Engineering	29,346	-
National Science Foundation	Direct		2246608	47.041	Engineering	100,821	-
National Science Foundation	Direct		2301012	47.041	Engineering	32,044	-
National Science Foundation	Direct		2301031	47.041	Engineering	40,183	-
National Science Foundation	Direct		2306125	47.041	Engineering	74,700	-
National Science Foundation	Direct		2310300	47.041	Engineering	72,418	-
National Science Foundation	Direct		2312260	47.041	Engineering	33,122	-
National Science Foundation	Direct		2312634	47.041	Engineering	25,840	-
National Science Foundation	Direct		2313241	47.041	Engineering	5,150	-
National Science Foundation	Direct		2314560	47.041	Engineering	124,038	-
National Science Foundation	Direct		2315912	47.041	Engineering	152,988	-
National Science Foundation	Direct		2316547	47.041	Engineering	2,986	-
National Science Foundation	Direct		2317047	47.041	Engineering	51,596	-
National Science Foundation	Direct		2317070	47.041	Engineering	21,286	-
National Science Foundation	Direct		2317423	47.041	Engineering	480,977	-
National Science Foundation	Direct		2317471	47.041	Engineering	2,961	-
National Science Foundation	Direct		2318495	47.041	Engineering	44,839	-
National Science Foundation	Direct		2318586	47.041	Engineering	3,154	-
National Science Foundation	Direct		2318849	47.041	Engineering	18,381	-
National Science Foundation	Direct		2320171	47.041	Engineering	115,870	-
National Science Foundation	Direct		2320929	47.041	Engineering	90,752	-
National Science Foundation	Direct		2321698	47.041	Engineering	99,162	-
National Science Foundation	Direct		2322900	47.041	Engineering	37,812	-
National Science Foundation	Direct		2322946	47.041	Engineering	71,887	-
National Science Foundation	Direct		2323118	47.041	Engineering	5,584	-
National Science Foundation	Direct		2323147	47.041	Engineering	49,762	-
National Science Foundation	Direct		2326780	47.041	Engineering	83,185	-
National Science Foundation	Direct		2328010	47.041	Engineering	123,412	-
National Science Foundation	Direct		2329760	47.041	Engineering	7,552	-
National Science Foundation	Direct		2331169	47.041	Engineering	127,064	-
National Science Foundation	Direct		2331994	47.041	Engineering	24,596	-
National Science Foundation	Direct		2333230	47.041	Engineering	25,558	-
National Science Foundation	Direct		2337870	47.041	Engineering	766	-
National Science Foundation	Direct		2338362	47.041	Engineering	63,905	-
National Science Foundation	Direct		2338371	47.041	Engineering	18,969	-
National Science Foundation	Direct		2342136	47.041	Engineering	11,469	-
National Science Foundation	Direct		2342384	47.041	Engineering	13,749	-
National Science Foundation	Direct		2418164	47.041	Engineering	10,493	-
National Science Foundation	Direct		2419211	47.041	Engineering	6,000	-
National Science Foundation	Direct		2423820	47.041	Engineering	51,150	-
National Science Foundation	Direct		2423960	47.041	Engineering	317	-
National Science Foundation	Direct		2424077	47.041	Engineering	25,960	-
National Science Foundation	Pass-Through	AngioInsight, Inc	Research Agreement	47.041	Engineering	40,434	-
National Science Foundation	Pass-Through	Boston University	4500004132	47.041	Engineering	3,118	-
National Science Foundation	Pass-Through	Boston University	4500004133	47.041	Engineering	339	-
National Science Foundation	Pass-Through	Boston University	4500004134	47.041	Engineering	2,715	-
National Science Foundation	Pass-Through	Boston University	4500004554	47.041	Engineering	61,945	-
National Science Foundation	Pass-Through	Boston University	4500004555	47.041	Engineering	112,726	-
National Science Foundation	Pass-Through	Boston University	4500004556	47.041	Engineering	32,986	-
National Science Foundation	Pass-Through	Boston University	4500004557	47.041	Engineering	3,638	-
National Science Foundation	Pass-Through	Boston University	4500004558	47.041	Engineering	76,510	-

**University of Michigan
Schedule of Expenditures of Federal Awards
For the Year Ended June 30, 2024**

Cluster Title/Federal Grantor/Program	Type	Pass-Through Grantor	Award Identifier	Assistance Listing Number	Assistance Listing Program Title	Federal Expenditures	Passed-Through to Subrecipients		
National Science Foundation	Pass-Through	Boston University	4500004799	47.041	Engineering	107,267	-		
National Science Foundation	Pass-Through	Boston University	4500004800	47.041	Engineering	173,933	-		
National Science Foundation	Pass-Through	Boston University	4500004801	47.041	Engineering	17,435	-		
National Science Foundation	Pass-Through	Boston University	4500004803	47.041	Engineering	95,643	-		
National Science Foundation	Pass-Through	Campbell University	88096-02	47.041	Engineering	18,970	-		
National Science Foundation	Pass-Through	Center for the Advancement of Science in Space, Inc. (CASIS)	GA-2023-9002	47.041	Engineering	3,501	-		
National Science Foundation	Pass-Through	Georgia Technology Research Corporation	AWD-000078-G1	47.041	Engineering	91,947	-		
National Science Foundation	Pass-Through	Johns Hopkins University	2005434520	47.041	Engineering	23,518	-		
National Science Foundation	Pass-Through	Johns Hopkins University	2005460833	47.041	Engineering	8,351	-		
National Science Foundation	Pass-Through	Johns Hopkins University	2005854215	47.041	Engineering	85,630	-		
National Science Foundation	Pass-Through	The Ohio State University	FDP Subaward Agreement	47.041	Engineering	65,832	-		
National Science Foundation	Pass-Through	The Ohio State University	GR102841/SPC-1000003608	47.041	Engineering	(58,860)	-		
National Science Foundation	Pass-Through	The Trustees of The University of Pennsylvania	585910	47.041	Engineering	185,529	-		
National Science Foundation	Pass-Through	The Washington University dba Washington University In St. Louis	WU-19-152.ST00000051	47.041	Engineering	(357)	-		
National Science Foundation	Pass-Through	The Washington University dba Washington University In St. Louis	WU-21-319	47.041	Engineering	138,194	-		
National Science Foundation	Pass-Through	University of California - Berkeley	00010847	47.041	Engineering	188,359	-		
National Science Foundation	Pass-Through	University of California, San Diego	2223822	47.041	Engineering	101,581	-		
National Science Foundation	Pass-Through	University of Illinois-Urbana-Champaign	103433-19534	47.041	Engineering	79,238	-		
National Science Foundation	Pass-Through	University of Illinois-Urbana-Champaign	105269-19623	47.041	Engineering	13,185	-		
National Science Foundation	Pass-Through	University of Minnesota	A007037601	47.041	Engineering	70,529	-		
National Science Foundation	Pass-Through	University of Southern California	91665631	47.041	Engineering	(809)	-		
National Science Foundation	Pass-Through	University of Utah	10057359-01-UM	47.041	Engineering	6,540	-		
National Science Foundation	Pass-Through	University of Utah	10060379-01-MICH	47.041	Engineering	40,614	-		
National Science Foundation	Pass-Through	Virginia Polytechnic Institute and State University dba Virginia Tech	480039-19337	47.041	Engineering	7,064	-		
National Science Foundation	Pass-Through	Wayne State University	WS22185	47.041	Engineering	(2,434)	-		
						\$	23,694,254	\$	2,667,666
National Science Foundation	Direct		1600138	47.049	Mathematical and Physical Sciences	(750)	-		
National Science Foundation	Direct		1646108	47.049	Mathematical and Physical Sciences	52,940	-		
National Science Foundation	Direct		1654149	47.049	Mathematical and Physical Sciences	8,873	-		
National Science Foundation	Direct		1707260	47.049	Mathematical and Physical Sciences	(2,926)	-		
National Science Foundation	Direct		1712933	47.049	Mathematical and Physical Sciences	13,072	-		
National Science Foundation	Direct		1726457	47.049	Mathematical and Physical Sciences	57	-		
National Science Foundation	Direct		1749774	47.049	Mathematical and Physical Sciences	86,907	-		
National Science Foundation	Direct		1751462	47.049	Mathematical and Physical Sciences	165,211	-		
National Science Foundation	Direct		1751791	47.049	Mathematical and Physical Sciences	15,698	-		
National Science Foundation	Direct		1757523	47.049	Mathematical and Physical Sciences	16,297	-		
National Science Foundation	Direct		1757574	47.049	Mathematical and Physical Sciences	10,465	-		
National Science Foundation	Direct		1761603	47.049	Mathematical and Physical Sciences	(1,472)	-		
National Science Foundation	Direct		1764112	47.049	Mathematical and Physical Sciences	(405)	-		
National Science Foundation	Direct		1800197	47.049	Mathematical and Physical Sciences	264	-		
National Science Foundation	Direct		1801689	47.049	Mathematical and Physical Sciences	132,260	-		
National Science Foundation	Direct		1807676	47.049	Mathematical and Physical Sciences	122,252	-		
National Science Foundation	Direct		1807687	47.049	Mathematical and Physical Sciences	16,982	-		
National Science Foundation	Direct		1808342	47.049	Mathematical and Physical Sciences	648	-		
National Science Foundation	Direct		1808541	47.049	Mathematical and Physical Sciences	47,740	-		
National Science Foundation	Direct		1810280	47.049	Mathematical and Physical Sciences	92,928	-		
National Science Foundation	Direct		1812314	47.049	Mathematical and Physical Sciences	1,698	-		
National Science Foundation	Direct		1812625	47.049	Mathematical and Physical Sciences	(628)	-		
National Science Foundation	Direct		1812739	47.049	Mathematical and Physical Sciences	(330)	-		
National Science Foundation	Direct		1815403	47.049	Mathematical and Physical Sciences	25,393	-		
National Science Foundation	Direct		1840234	47.049	Mathematical and Physical Sciences	312,783	-		
National Science Foundation	Direct		1847837	47.049	Mathematical and Physical Sciences	93,980	-		
National Science Foundation	Direct		1847847	47.049	Mathematical and Physical Sciences	31,795	-		
National Science Foundation	Direct		1853032	47.049	Mathematical and Physical Sciences	142,127	-		
National Science Foundation	Direct		1854225	47.049	Mathematical and Physical Sciences	93,936	-		
National Science Foundation	Direct		1855135	47.049	Mathematical and Physical Sciences	22,175	-		
National Science Foundation	Direct		1855428	47.049	Mathematical and Physical Sciences	92,290	-		
National Science Foundation	Direct		1900025	47.049	Mathematical and Physical Sciences	3,907	-		
National Science Foundation	Direct		1900257	47.049	Mathematical and Physical Sciences	11,549	-		
National Science Foundation	Direct		1900266	47.049	Mathematical and Physical Sciences	(5,768)	-		
National Science Foundation	Direct		1900380	47.049	Mathematical and Physical Sciences	14,003	11,459		
National Science Foundation	Direct		1902878	47.049	Mathematical and Physical Sciences	42,171	-		
National Science Foundation	Direct		1904146	47.049	Mathematical and Physical Sciences	72,733	-		
National Science Foundation	Direct		1904380	47.049	Mathematical and Physical Sciences	68,245	-		
National Science Foundation	Direct		1904541	47.049	Mathematical and Physical Sciences	(1,278)	-		
National Science Foundation	Direct		1904759	47.049	Mathematical and Physical Sciences	484	-		
National Science Foundation	Direct		1904862	47.049	Mathematical and Physical Sciences	175,969	161,969		
National Science Foundation	Direct		1905267	47.049	Mathematical and Physical Sciences	20,921	-		
National Science Foundation	Direct		1905421	47.049	Mathematical and Physical Sciences	115,171	-		
National Science Foundation	Direct		1905600	47.049	Mathematical and Physical Sciences	30,837	-		
National Science Foundation	Direct		1906123	47.049	Mathematical and Physical Sciences	21,723	-		
National Science Foundation	Direct		1906441	47.049	Mathematical and Physical Sciences	(739)	-		
National Science Foundation	Direct		1907653	47.049	Mathematical and Physical Sciences	(422)	-		
National Science Foundation	Direct		1909063	47.049	Mathematical and Physical Sciences	59,862	-		
National Science Foundation	Direct		1909165	47.049	Mathematical and Physical Sciences	166,577	-		
National Science Foundation	Direct		1912151	47.049	Mathematical and Physical Sciences	11,600	-		

University of Michigan
Schedule of Expenditures of Federal Awards
For the Year Ended June 30, 2024

Cluster Title/Federal Grantor/Program	Type	Pass-Through Grantor	Award Identifier	Assistance Listing Number	Assistance Listing Program Title	Federal Expenditures	Passed-Through to Subrecipients
National Science Foundation	Direct		1912494	47.049	Mathematical and Physical Sciences	(2,799)	-
National Science Foundation	Direct		1914496	47.049	Mathematical and Physical Sciences	(1,715)	-
National Science Foundation	Direct		1914608	47.049	Mathematical and Physical Sciences	159,145	-
National Science Foundation	Direct		1916222	47.049	Mathematical and Physical Sciences	6,837	-
National Science Foundation	Direct		1916271	47.049	Mathematical and Physical Sciences	19,235	-
National Science Foundation	Direct		1922275	47.049	Mathematical and Physical Sciences	(36,662)	-
National Science Foundation	Direct		1935950	47.049	Mathematical and Physical Sciences	1,466,986	-
National Science Foundation	Direct		1936640	47.049	Mathematical and Physical Sciences	62,421	-
National Science Foundation	Direct		1944879	47.049	Mathematical and Physical Sciences	133,488	-
National Science Foundation	Direct		1945174	47.049	Mathematical and Physical Sciences	142,928	-
National Science Foundation	Direct		1949923	47.049	Mathematical and Physical Sciences	214,414	-
National Science Foundation	Direct		1950066	47.049	Mathematical and Physical Sciences	122,796	-
National Science Foundation	Direct		1950102	47.049	Mathematical and Physical Sciences	33,872	-
National Science Foundation	Direct		1951980	47.049	Mathematical and Physical Sciences	81,333	-
National Science Foundation	Direct		1952399	47.049	Mathematical and Physical Sciences	123,396	-
National Science Foundation	Direct		1953852	47.049	Mathematical and Physical Sciences	140,920	-
National Science Foundation	Direct		1954790	47.049	Mathematical and Physical Sciences	48,940	-
National Science Foundation	Direct		1954939	47.049	Mathematical and Physical Sciences	249,647	-
National Science Foundation	Direct		1954985	47.049	Mathematical and Physical Sciences	146,459	-
National Science Foundation	Direct		1955000	47.049	Mathematical and Physical Sciences	36,202	-
National Science Foundation	Direct		1955026	47.049	Mathematical and Physical Sciences	5,137	-
National Science Foundation	Direct		1955069	47.049	Mathematical and Physical Sciences	15,357	-
National Science Foundation	Direct		1955284	47.049	Mathematical and Physical Sciences	147,218	-
National Science Foundation	Direct		2001132	47.049	Mathematical and Physical Sciences	63,714	-
National Science Foundation	Direct		2001293	47.049	Mathematical and Physical Sciences	51,150	-
National Science Foundation	Direct		2001465	47.049	Mathematical and Physical Sciences	102,693	-
National Science Foundation	Direct		2002885	47.049	Mathematical and Physical Sciences	182,546	-
National Science Foundation	Direct		2003712	47.049	Mathematical and Physical Sciences	154,994	-
National Science Foundation	Direct		2004035	47.049	Mathematical and Physical Sciences	32,750	-
National Science Foundation	Direct		2004043	47.049	Mathematical and Physical Sciences	35,629	-
National Science Foundation	Direct		2004076	47.049	Mathematical and Physical Sciences	95,046	-
National Science Foundation	Direct		2004286	47.049	Mathematical and Physical Sciences	126,810	-
National Science Foundation	Direct		2004287	47.049	Mathematical and Physical Sciences	292,188	1,697
National Science Foundation	Direct		2004288	47.049	Mathematical and Physical Sciences	76,240	-
National Science Foundation	Direct		2004305	47.049	Mathematical and Physical Sciences	76,777	-
National Science Foundation	Direct		2005847	47.049	Mathematical and Physical Sciences	17,777	-
National Science Foundation	Direct		2005899	47.049	Mathematical and Physical Sciences	89,975	-
National Science Foundation	Direct		2006305	47.049	Mathematical and Physical Sciences	73,512	-
National Science Foundation	Direct		2007065	47.049	Mathematical and Physical Sciences	169,220	-
National Science Foundation	Direct		2009096	47.049	Mathematical and Physical Sciences	39,297	-
National Science Foundation	Direct		2009121	47.049	Mathematical and Physical Sciences	18,394	-
National Science Foundation	Direct		2009122	47.049	Mathematical and Physical Sciences	123,542	-
National Science Foundation	Direct		2009219	47.049	Mathematical and Physical Sciences	76,735	-
National Science Foundation	Direct		2009227	47.049	Mathematical and Physical Sciences	107,692	-
National Science Foundation	Direct		2009489	47.049	Mathematical and Physical Sciences	110,033	-
National Science Foundation	Direct		2012015	47.049	Mathematical and Physical Sciences	63,319	-
National Science Foundation	Direct		2012238	47.049	Mathematical and Physical Sciences	19,995	-
National Science Foundation	Direct		2012424	47.049	Mathematical and Physical Sciences	5,372	-
National Science Foundation	Direct		2012897	47.049	Mathematical and Physical Sciences	96,535	13,624
National Science Foundation	Direct		2012926	47.049	Mathematical and Physical Sciences	(6,195)	-
National Science Foundation	Direct		2014012	47.049	Mathematical and Physical Sciences	33,584	-
National Science Foundation	Direct		2015361	47.049	Mathematical and Physical Sciences	1,980	-
National Science Foundation	Direct		2026825	47.049	Mathematical and Physical Sciences	92,827	-
National Science Foundation	Direct		2027555	47.049	Mathematical and Physical Sciences	763,710	-
National Science Foundation	Direct		2027737	47.049	Mathematical and Physical Sciences	73,103	-
National Science Foundation	Direct		2038030	47.049	Mathematical and Physical Sciences	27,481	-
National Science Foundation	Direct		2052499	47.049	Mathematical and Physical Sciences	117,799	-
National Science Foundation	Direct		2052653	47.049	Mathematical and Physical Sciences	52,363	-
National Science Foundation	Direct		2052750	47.049	Mathematical and Physical Sciences	116,500	-
National Science Foundation	Direct		2052918	47.049	Mathematical and Physical Sciences	56,341	-
National Science Foundation	Direct		2054231	47.049	Mathematical and Physical Sciences	66,615	-
National Science Foundation	Direct		2054408	47.049	Mathematical and Physical Sciences	75,969	-
National Science Foundation	Direct		2100513	47.049	Mathematical and Physical Sciences	151,516	-
National Science Foundation	Direct		2101075	47.049	Mathematical and Physical Sciences	169,574	-
National Science Foundation	Direct		2101837	47.049	Mathematical and Physical Sciences	71,869	-
National Science Foundation	Direct		2101897	47.049	Mathematical and Physical Sciences	(445)	-
National Science Foundation	Direct		2102046	47.049	Mathematical and Physical Sciences	(23)	-
National Science Foundation	Direct		2103026	47.049	Mathematical and Physical Sciences	52,218	-
National Science Foundation	Direct		2103602	47.049	Mathematical and Physical Sciences	199,313	-
National Science Foundation	Direct		2103731	47.049	Mathematical and Physical Sciences	89,228	-
National Science Foundation	Direct		2104136	47.049	Mathematical and Physical Sciences	111,980	-
National Science Foundation	Direct		2104309	47.049	Mathematical and Physical Sciences	(1,180)	-
National Science Foundation	Direct		2104326	47.049	Mathematical and Physical Sciences	172,619	-
National Science Foundation	Direct		2104649	47.049	Mathematical and Physical Sciences	117,119	-
National Science Foundation	Direct		2104786	47.049	Mathematical and Physical Sciences	252,715	-
National Science Foundation	Direct		2106315	47.049	Mathematical and Physical Sciences	183,114	-

University of Michigan
Schedule of Expenditures of Federal Awards
For the Year Ended June 30, 2024

Cluster Title/Federal Grantor/Program	Type	Pass-Through Grantor	Award Identifier	Assistance Listing Number	Assistance Listing Program Title	Federal Expenditures	Passed-Through to Subrecipients
National Science Foundation	Direct		2106556	47.049	Mathematical and Physical Sciences	41,915	-
National Science Foundation	Direct		2107902	47.049	Mathematical and Physical Sciences	186,989	103,726
National Science Foundation	Direct		2108075	47.049	Mathematical and Physical Sciences	179,184	-
National Science Foundation	Direct		2110049	47.049	Mathematical and Physical Sciences	175,826	-
National Science Foundation	Direct		2110181	47.049	Mathematical and Physical Sciences	374,472	-
National Science Foundation	Direct		2110229	47.049	Mathematical and Physical Sciences	265,082	85,196
National Science Foundation	Direct		2110767	47.049	Mathematical and Physical Sciences	76,802	-
National Science Foundation	Direct		2110988	47.049	Mathematical and Physical Sciences	385,326	-
National Science Foundation	Direct		2112747	47.049	Mathematical and Physical Sciences	(106)	-
National Science Foundation	Direct		2113342	47.049	Mathematical and Physical Sciences	67,003	-
National Science Foundation	Direct		2113346	47.049	Mathematical and Physical Sciences	66,527	-
National Science Foundation	Direct		2113364	47.049	Mathematical and Physical Sciences	84,269	-
National Science Foundation	Direct		2113373	47.049	Mathematical and Physical Sciences	72,183	-
National Science Foundation	Direct		2113397	47.049	Mathematical and Physical Sciences	93,895	-
National Science Foundation	Direct		2113564	47.049	Mathematical and Physical Sciences	108,372	-
National Science Foundation	Direct		2114424	47.049	Mathematical and Physical Sciences	221,789	-
National Science Foundation	Direct		2118809	47.049	Mathematical and Physical Sciences	530,601	-
National Science Foundation	Direct		2122312	47.049	Mathematical and Physical Sciences	131,977	-
National Science Foundation	Direct		2126181	47.049	Mathematical and Physical Sciences	4,095,685	-
National Science Foundation	Direct		2132470	47.049	Mathematical and Physical Sciences	27,235	-
National Science Foundation	Direct		2134081	47.049	Mathematical and Physical Sciences	32,824	-
National Science Foundation	Direct		2142466	47.049	Mathematical and Physical Sciences	105,772	-
National Science Foundation	Direct		2142709	47.049	Mathematical and Physical Sciences	90,473	-
National Science Foundation	Direct		2142712	47.049	Mathematical and Physical Sciences	91,989	-
National Science Foundation	Direct		2143271	47.049	Mathematical and Physical Sciences	29,263	-
National Science Foundation	Direct		2149884	47.049	Mathematical and Physical Sciences	104,140	-
National Science Foundation	Direct		2152776	47.049	Mathematical and Physical Sciences	87,565	-
National Science Foundation	Direct		2153823	47.049	Mathematical and Physical Sciences	19,598	-
National Science Foundation	Direct		2153992	47.049	Mathematical and Physical Sciences	95,661	-
National Science Foundation	Direct		2154114	47.049	Mathematical and Physical Sciences	38,070	-
National Science Foundation	Direct		2154116	47.049	Mathematical and Physical Sciences	170,840	-
National Science Foundation	Direct		2154152	47.049	Mathematical and Physical Sciences	72,398	-
National Science Foundation	Direct		2154157	47.049	Mathematical and Physical Sciences	183,531	-
National Science Foundation	Direct		2154380	47.049	Mathematical and Physical Sciences	116,886	-
National Science Foundation	Direct		2154665	47.049	Mathematical and Physical Sciences	153,799	-
National Science Foundation	Direct		2154668	47.049	Mathematical and Physical Sciences	154,113	-
National Science Foundation	Direct		2154678	47.049	Mathematical and Physical Sciences	200,397	-
National Science Foundation	Direct		2200501	47.049	Mathematical and Physical Sciences	65,739	-
National Science Foundation	Direct		2203729	47.049	Mathematical and Physical Sciences	279,970	-
National Science Foundation	Direct		2204182	47.049	Mathematical and Physical Sciences	84,004	-
National Science Foundation	Direct		2204896	47.049	Mathematical and Physical Sciences	104,301	-
National Science Foundation	Direct		2204900	47.049	Mathematical and Physical Sciences	104,318	-
National Science Foundation	Direct		2205506	47.049	Mathematical and Physical Sciences	104,748	-
National Science Foundation	Direct		2205608	47.049	Mathematical and Physical Sciences	126,159	-
National Science Foundation	Direct		2205847	47.049	Mathematical and Physical Sciences	37,927	-
National Science Foundation	Direct		2205918	47.049	Mathematical and Physical Sciences	13,827	-
National Science Foundation	Direct		2206039	47.049	Mathematical and Physical Sciences	57,000	-
National Science Foundation	Direct		2206059	47.049	Mathematical and Physical Sciences	167,146	-
National Science Foundation	Direct		2207162	47.049	Mathematical and Physical Sciences	174,097	-
National Science Foundation	Direct		2207423	47.049	Mathematical and Physical Sciences	225,017	-
National Science Foundation	Direct		2209720	47.049	Mathematical and Physical Sciences	161,987	-
National Science Foundation	Direct		2210439	47.049	Mathematical and Physical Sciences	72,975	-
National Science Foundation	Direct		2212146	47.049	Mathematical and Physical Sciences	354,542	-
National Science Foundation	Direct		2212924	47.049	Mathematical and Physical Sciences	77,611	-
National Science Foundation	Direct		2213806	47.049	Mathematical and Physical Sciences	77,398	-
National Science Foundation	Direct		2224709	47.049	Mathematical and Physical Sciences	39,375	-
National Science Foundation	Direct		2228455	47.049	Mathematical and Physical Sciences	1,000	-
National Science Foundation	Direct		2235835	47.049	Mathematical and Physical Sciences	38,718	-
National Science Foundation	Direct		2236215	47.049	Mathematical and Physical Sciences	453,817	-
National Science Foundation	Direct		2236887	47.049	Mathematical and Physical Sciences	120,664	-
National Science Foundation	Direct		2237131	47.049	Mathematical and Physical Sciences	63,365	-
National Science Foundation	Direct		2237433	47.049	Mathematical and Physical Sciences	44,643	-
National Science Foundation	Direct		2238428	47.049	Mathematical and Physical Sciences	23,564	-
National Science Foundation	Direct		2240281	47.049	Mathematical and Physical Sciences	106,996	-
National Science Foundation	Direct		2242779	47.049	Mathematical and Physical Sciences	87,848	-
National Science Foundation	Direct		2243624	47.049	Mathematical and Physical Sciences	68,806	-
National Science Foundation	Direct		2243739	47.049	Mathematical and Physical Sciences	133,150	-
National Science Foundation	Direct		2243808	47.049	Mathematical and Physical Sciences	69,442	-
National Science Foundation	Direct		2246570	47.049	Mathematical and Physical Sciences	30,858	-
National Science Foundation	Direct		2246764	47.049	Mathematical and Physical Sciences	1,652	-
National Science Foundation	Direct		2246790	47.049	Mathematical and Physical Sciences	100,515	-
National Science Foundation	Direct		2247194	47.049	Mathematical and Physical Sciences	194,381	-
National Science Foundation	Direct		2247212	47.049	Mathematical and Physical Sciences	18,458	-
National Science Foundation	Direct		2301463	47.049	Mathematical and Physical Sciences	63,024	-
National Science Foundation	Direct		2301506	47.049	Mathematical and Physical Sciences	48,695	-
National Science Foundation	Direct		2301507	47.049	Mathematical and Physical Sciences	81,348	-

**University of Michigan
Schedule of Expenditures of Federal Awards
For the Year Ended June 30, 2024**

Cluster Title/Federal Grantor/Program	Type	Pass-Through Grantor	Award Identifier	Assistance Listing Number	Assistance Listing Program Title	Federal Expenditures	Passed-Through to Subrecipients
National Science Foundation	Direct		2301871	47.049	Mathematical and Physical Sciences	147,387	-
National Science Foundation	Direct		2302470	47.049	Mathematical and Physical Sciences	179,767	-
National Science Foundation	Direct		2304636	47.049	Mathematical and Physical Sciences	51,961	-
National Science Foundation	Direct		2304961	47.049	Mathematical and Physical Sciences	90,751	-
National Science Foundation	Direct		2306672	47.049	Mathematical and Physical Sciences	49,459	-
National Science Foundation	Direct		2306769	47.049	Mathematical and Physical Sciences	12,348	-
National Science Foundation	Direct		2307026	47.049	Mathematical and Physical Sciences	140,737	55,436
National Science Foundation	Direct		2308352	47.049	Mathematical and Physical Sciences	24,086	-
National Science Foundation	Direct		2309029	47.049	Mathematical and Physical Sciences	1,305,589	65,247
National Science Foundation	Direct		2309922	47.049	Mathematical and Physical Sciences	270,632	-
National Science Foundation	Direct		2310182	47.049	Mathematical and Physical Sciences	30,103	-
National Science Foundation	Direct		2310831	47.049	Mathematical and Physical Sciences	32,196	-
National Science Foundation	Direct		2311986	47.049	Mathematical and Physical Sciences	77,998	-
National Science Foundation	Direct		2313407	47.049	Mathematical and Physical Sciences	5,511	-
National Science Foundation	Direct		2316762	47.049	Mathematical and Physical Sciences	61,157	-
National Science Foundation	Direct		2317485	47.049	Mathematical and Physical Sciences	38,723	-
National Science Foundation	Direct		2317618	47.049	Mathematical and Physical Sciences	204,912	-
National Science Foundation	Direct		2321093	47.049	Mathematical and Physical Sciences	40,031	-
National Science Foundation	Direct		2323340	47.049	Mathematical and Physical Sciences	23,640	-
National Science Foundation	Direct		2323750	47.049	Mathematical and Physical Sciences	101,096	-
National Science Foundation	Direct		2323765	47.049	Mathematical and Physical Sciences	57,866	-
National Science Foundation	Direct		2327589	47.049	Mathematical and Physical Sciences	4,924	-
National Science Foundation	Direct		2328701	47.049	Mathematical and Physical Sciences	163,084	-
National Science Foundation	Direct		2329109	47.049	Mathematical and Physical Sciences	66,030	-
National Science Foundation	Direct		2333166	47.049	Mathematical and Physical Sciences	144,939	-
National Science Foundation	Direct		2337535	47.049	Mathematical and Physical Sciences	11,202	-
National Science Foundation	Direct		2337974	47.049	Mathematical and Physical Sciences	68,499	-
National Science Foundation	Direct		2338329	47.049	Mathematical and Physical Sciences	15,960	-
National Science Foundation	Direct		2349827	47.049	Mathematical and Physical Sciences	11,105	-
National Science Foundation	Direct		2350242	47.049	Mathematical and Physical Sciences	8,906	-
National Science Foundation	Direct		2400447	47.049	Mathematical and Physical Sciences	9,946	-
National Science Foundation	Direct		2400768	47.049	Mathematical and Physical Sciences	10,616	-
National Science Foundation	Direct		2401041	47.049	Mathematical and Physical Sciences	32,810	-
National Science Foundation	Direct		2401117	47.049	Mathematical and Physical Sciences	24,230	-
National Science Foundation	Direct		2404309	47.049	Mathematical and Physical Sciences	47,508	-
National Science Foundation	Direct		2408410	47.049	Mathematical and Physical Sciences	5,557	-
National Science Foundation	Pass-Through	Drexel University	920202	47.049	Mathematical and Physical Sciences	46,220	-
National Science Foundation	Pass-Through	Duke University	333-2772	47.049	Mathematical and Physical Sciences	305,411	-
National Science Foundation	Pass-Through	Emory University	A641933 (A374424)	47.049	Mathematical and Physical Sciences	(3,466)	-
National Science Foundation	Pass-Through	Massachusetts Institute of Technology	S5135 - PO 491280	47.049	Mathematical and Physical Sciences	105,987	-
National Science Foundation	Pass-Through	North Carolina State University	2023-0828-01	47.049	Mathematical and Physical Sciences	37,272	-
National Science Foundation	Pass-Through	North Carolina State University	PAM-P23-002762-SA01	47.049	Mathematical and Physical Sciences	102	-
National Science Foundation	Pass-Through	Northwestern University	60062823 UM	47.049	Mathematical and Physical Sciences	125,681	-
National Science Foundation	Pass-Through	Stony Brook University	93443/1172884/2 S & C	47.049	Mathematical and Physical Sciences	576,666	248,717
National Science Foundation	Pass-Through	The Pennsylvania State University (Penn State)	S001120-NSF	47.049	Mathematical and Physical Sciences	136,485	-
National Science Foundation	Pass-Through	The Trustees of Columbia University In The City of New York dba Columbia University	17(GG016228)	47.049	Mathematical and Physical Sciences	292,379	-
National Science Foundation	Pass-Through	The Trustees of Columbia University In The City of New York dba Columbia University	18(GG016228-18)	47.049	Mathematical and Physical Sciences	258,258	-
National Science Foundation	Pass-Through	The Trustees of Columbia University In The City of New York dba Columbia University	19(GG016228)	47.049	Mathematical and Physical Sciences	716,890	-
National Science Foundation	Pass-Through	The Trustees of Princeton University dba Princeton University	SUB0000733	47.049	Mathematical and Physical Sciences	73,413	-
National Science Foundation	Pass-Through	University of Illinois-Urbana-Champaign	097001-17603	47.049	Mathematical and Physical Sciences	33,210	-
National Science Foundation	Pass-Through	University of Utah	10055084-S2	47.049	Mathematical and Physical Sciences	304,698	-
National Science Foundation	Pass-Through	Virginia Polytechnic Institute and State University dba Virginia Tech	480717-19337	47.049	Mathematical and Physical Sciences	11,954	-
National Science Foundation	Pass-Through	Yale University	CON-80003108 (GR113507)	47.049	Mathematical and Physical Sciences	127,009	-
						\$ 30,792,374	\$ 747,071
National Science Foundation	Direct		1659338	47.050	Geosciences	(15,723)	-
National Science Foundation	Direct		1663770	47.050	Geosciences	24,762	-
National Science Foundation	Direct		1663800	47.050	Geosciences	178,920	-
National Science Foundation	Direct		1724585	47.050	Geosciences	1,819	-
National Science Foundation	Direct		1725025	47.050	Geosciences	(198)	-
National Science Foundation	Direct		1736606	47.050	Geosciences	1,560	-
National Science Foundation	Direct		1736629	47.050	Geosciences	(1,187)	-
National Science Foundation	Direct		1738896	47.050	Geosciences	57,949	-
National Science Foundation	Direct		1744367	47.050	Geosciences	16,585	-
National Science Foundation	Direct		1763189	47.050	Geosciences	35,205	-
National Science Foundation	Direct		1812949	47.050	Geosciences	48,037	-
National Science Foundation	Direct		1813996	47.050	Geosciences	13,074	-
National Science Foundation	Direct		1829627	47.050	Geosciences	45,661	-
National Science Foundation	Direct		1841559	47.050	Geosciences	40,736	-
National Science Foundation	Direct		1848724	47.050	Geosciences	41,045	12,327
National Science Foundation	Direct		1851164	47.050	Geosciences	6,397	-
National Science Foundation	Direct		1851618	47.050	Geosciences	9,039	-
National Science Foundation	Direct		1903237	47.050	Geosciences	64,638	-
National Science Foundation	Direct		1924142	47.050	Geosciences	(2,146)	-
National Science Foundation	Direct		1925627	47.050	Geosciences	42,604	-
National Science Foundation	Direct		1927831	47.050	Geosciences	163,562	-

**University of Michigan
Schedule of Expenditures of Federal Awards
For the Year Ended June 30, 2024**

Cluster Title/Federal Grantor/Program	Type	Pass-Through Grantor	Award Identifier	Assistance Listing Number	Assistance Listing Program Title	Federal Expenditures	Passed-Through to Subrecipients
National Science Foundation	Direct		1943742	47.050	Geosciences	100,712	-
National Science Foundation	Direct		1948622	47.050	Geosciences	233,445	-
National Science Foundation	Direct		1949151	47.050	Geosciences	146,346	-
National Science Foundation	Direct		2013433	47.050	Geosciences	141,303	-
National Science Foundation	Direct		2019379	47.050	Geosciences	81,599	-
National Science Foundation	Direct		2020603	47.050	Geosciences	81,843	-
National Science Foundation	Direct		2020970	47.050	Geosciences	124,298	-
National Science Foundation	Direct		2022716	47.050	Geosciences	78,994	-
National Science Foundation	Direct		2022746	47.050	Geosciences	60,871	-
National Science Foundation	Direct		2022885	47.050	Geosciences	78,840	-
National Science Foundation	Direct		2023761	47.050	Geosciences	47,861	-
National Science Foundation	Direct		2026826	47.050	Geosciences	19,659	-
National Science Foundation	Direct		2031149	47.050	Geosciences	(1,022)	-
National Science Foundation	Direct		2033563	47.050	Geosciences	81,448	-
National Science Foundation	Direct		2037091	47.050	Geosciences	9,042	-
National Science Foundation	Direct		2040610	47.050	Geosciences	88,629	-
National Science Foundation	Direct		2050618	47.050	Geosciences	62,078	-
National Science Foundation	Direct		2050718	47.050	Geosciences	111,871	-
National Science Foundation	Direct		2051548	47.050	Geosciences	55,180	-
National Science Foundation	Direct		2053429	47.050	Geosciences	124,911	-
National Science Foundation	Direct		2102843	47.050	Geosciences	84,609	-
National Science Foundation	Direct		2119935	47.050	Geosciences	16,562	-
National Science Foundation	Direct		2120302	47.050	Geosciences	117,424	-
National Science Foundation	Direct		2122023	47.050	Geosciences	110,518	-
National Science Foundation	Direct		2125941	47.050	Geosciences	113,147	-
National Science Foundation	Direct		2126792	47.050	Geosciences	264,337	1,075
National Science Foundation	Direct		2127195	47.050	Geosciences	54,309	-
National Science Foundation	Direct		2142509	47.050	Geosciences	113,284	-
National Science Foundation	Direct		2147752	47.050	Geosciences	42,789	-
National Science Foundation	Direct		2147893	47.050	Geosciences	220,283	-
National Science Foundation	Direct		2202682	47.050	Geosciences	36,548	-
National Science Foundation	Direct		2202793	47.050	Geosciences	273,156	-
National Science Foundation	Direct		2214119	47.050	Geosciences	140,959	-
National Science Foundation	Direct		2219007	47.050	Geosciences	35,914	-
National Science Foundation	Direct		2224871	47.050	Geosciences	257,034	31,615
National Science Foundation	Direct		2229138	47.050	Geosciences	180,114	45,694
National Science Foundation	Direct		2229337	47.050	Geosciences	22,187	-
National Science Foundation	Direct		2233425	47.050	Geosciences	49,093	-
National Science Foundation	Direct		2237429	47.050	Geosciences	67,689	-
National Science Foundation	Direct		2237435	47.050	Geosciences	105,029	-
National Science Foundation	Direct		2241495	47.050	Geosciences	183,952	-
National Science Foundation	Direct		2246912	47.050	Geosciences	43,994	-
National Science Foundation	Direct		2302458	47.050	Geosciences	13,925	-
National Science Foundation	Direct		2305408	47.050	Geosciences	56,921	-
National Science Foundation	Direct		2306124	47.050	Geosciences	101,675	-
National Science Foundation	Direct		2310830	47.050	Geosciences	74,810	-
National Science Foundation	Direct		2312212	47.050	Geosciences	18,083	-
National Science Foundation	Direct		2313491	47.050	Geosciences	23,711	-
National Science Foundation	Direct		2314724	47.050	Geosciences	37,243	-
National Science Foundation	Direct		2315814	47.050	Geosciences	55,770	-
National Science Foundation	Direct		2317024	47.050	Geosciences	20,927	-
National Science Foundation	Direct		2319044	47.050	Geosciences	39,372	-
National Science Foundation	Direct		2319142	47.050	Geosciences	30,621	-
National Science Foundation	Direct		2321595	47.050	Geosciences	34,406	871
National Science Foundation	Direct		2323303	47.050	Geosciences	101,429	-
National Science Foundation	Direct		2329416	47.050	Geosciences	4,408	-
National Science Foundation	Direct		2333584	47.050	Geosciences	19,788	-
National Science Foundation	Direct		2344994	47.050	Geosciences	49,021	-
National Science Foundation	Direct		2348448	47.050	Geosciences	32,023	4,045
National Science Foundation	Direct		2349825	47.050	Geosciences	123,684	-
National Science Foundation	Direct		2406176	47.050	Geosciences	101,400	-
National Science Foundation	Direct		2418066	47.050	Geosciences	13,196	-
National Science Foundation	Pass-Through	Bowling Green State University	10010192-UM05	47.050	Geosciences	50,797	-
National Science Foundation	Pass-Through	University of Alabama, Huntsville	2022-1562	47.050	Geosciences	124,478	-
National Science Foundation	Pass-Through	University of Alaska Fairbanks	UA 21-0062	47.050	Geosciences	34,922	-
National Science Foundation	Pass-Through	University of Oregon	2018B0A	47.050	Geosciences	178,789	-
						\$ 6,374,577	\$ 95,627
National Science Foundation	Direct		1453651	47.070	Computer and Information Science and Engineering	72,238	-
National Science Foundation	Direct		1518888	47.070	Computer and Information Science and Engineering	54,069	-
National Science Foundation	Direct		1552503	47.070	Computer and Information Science and Engineering	3,516	-
National Science Foundation	Direct		1553146	47.070	Computer and Information Science and Engineering	237	-
National Science Foundation	Direct		1652294	47.070	Computer and Information Science and Engineering	212,548	-
National Science Foundation	Direct		1722801	47.070	Computer and Information Science and Engineering	57,879	-
National Science Foundation	Direct		1737432	47.070	Computer and Information Science and Engineering	(30,803)	-
National Science Foundation	Direct		1738714	47.070	Computer and Information Science and Engineering	69,666	-
National Science Foundation	Direct		1750489	47.070	Computer and Information Science and Engineering	262,653	-

**University of Michigan
Schedule of Expenditures of Federal Awards
For the Year Ended June 30, 2024**

Cluster Title/Federal Grantor/Program	Type	Pass-Through Grantor	Award Identifier	Assistance Listing Number	Assistance Listing Program Title	Federal Expenditures	Passed-Through to Subrecipients
National Science Foundation	Direct		1763297	47.070	Computer and Information Science and Engineering	350,544	-
National Science Foundation	Direct		1763348	47.070	Computer and Information Science and Engineering	42,336	-
National Science Foundation	Direct		1763674	47.070	Computer and Information Science and Engineering	(7,175)	-
National Science Foundation	Direct		1815760	47.070	Computer and Information Science and Engineering	13,620	-
National Science Foundation	Direct		1815875	47.070	Computer and Information Science and Engineering	136,264	-
National Science Foundation	Direct		1816319	47.070	Computer and Information Science and Engineering	(6,291)	-
National Science Foundation	Direct		1829724	47.070	Computer and Information Science and Engineering	27,581	-
National Science Foundation	Direct		1830345	47.070	Computer and Information Science and Engineering	(7,940)	-
National Science Foundation	Direct		1835284	47.070	Computer and Information Science and Engineering	3,342	-
National Science Foundation	Direct		1837680	47.070	Computer and Information Science and Engineering	72,632	-
National Science Foundation	Direct		1837985	47.070	Computer and Information Science and Engineering	158,977	10,029
National Science Foundation	Direct		1845076	47.070	Computer and Information Science and Engineering	80,054	-
National Science Foundation	Direct		1845491	47.070	Computer and Information Science and Engineering	115,394	-
National Science Foundation	Direct		1845577	47.070	Computer and Information Science and Engineering	59,322	-
National Science Foundation	Direct		1845853	47.070	Computer and Information Science and Engineering	66,472	-
National Science Foundation	Direct		1900665	47.070	Computer and Information Science and Engineering	6,699	-
National Science Foundation	Direct		1900675	47.070	Computer and Information Science and Engineering	162,950	-
National Science Foundation	Direct		1901171	47.070	Computer and Information Science and Engineering	199,468	-
National Science Foundation	Direct		1901191	47.070	Computer and Information Science and Engineering	11,800	-
National Science Foundation	Direct		1907553	47.070	Computer and Information Science and Engineering	62,979	-
National Science Foundation	Direct		1908601	47.070	Computer and Information Science and Engineering	105,092	-
National Science Foundation	Direct		1908633	47.070	Computer and Information Science and Engineering	5,108	-
National Science Foundation	Direct		1909067	47.070	Computer and Information Science and Engineering	4,488	-
National Science Foundation	Direct		1909771	47.070	Computer and Information Science and Engineering	6,353	-
National Science Foundation	Direct		1909937	47.070	Computer and Information Science and Engineering	161,707	-
National Science Foundation	Direct		1910281	47.070	Computer and Information Science and Engineering	11,159	-
National Science Foundation	Direct		1916425	47.070	Computer and Information Science and Engineering	54,845	-
National Science Foundation	Direct		1918123	47.070	Computer and Information Science and Engineering	8,176	-
National Science Foundation	Direct		1925476	47.070	Computer and Information Science and Engineering	(16,986)	-
National Science Foundation	Direct		1928434	47.070	Computer and Information Science and Engineering	31,281	-
National Science Foundation	Direct		1930041	47.070	Computer and Information Science and Engineering	363,659	77,605
National Science Foundation	Direct		1931982	47.070	Computer and Information Science and Engineering	144,985	-
National Science Foundation	Direct		1934565	47.070	Computer and Information Science and Engineering	2,115	-
National Science Foundation	Direct		1941633	47.070	Computer and Information Science and Engineering	41,060	-
National Science Foundation	Direct		1942125	47.070	Computer and Information Science and Engineering	114,376	-
National Science Foundation	Direct		1947580	47.070	Computer and Information Science and Engineering	18,621	-
National Science Foundation	Direct		1949634	47.070	Computer and Information Science and Engineering	148,035	-
National Science Foundation	Direct		1955777	47.070	Computer and Information Science and Engineering	7,540	-
National Science Foundation	Direct		2001687	47.070	Computer and Information Science and Engineering	3,743	-
National Science Foundation	Direct		2006373	47.070	Computer and Information Science and Engineering	116,696	-
National Science Foundation	Direct		2006455	47.070	Computer and Information Science and Engineering	(1,664)	-
National Science Foundation	Direct		2006618	47.070	Computer and Information Science and Engineering	117,188	-
National Science Foundation	Direct		2006619	47.070	Computer and Information Science and Engineering	35,302	-
National Science Foundation	Direct		2006704	47.070	Computer and Information Science and Engineering	78,235	-
National Science Foundation	Direct		2006778	47.070	Computer and Information Science and Engineering	112,156	-
National Science Foundation	Direct		2006857	47.070	Computer and Information Science and Engineering	(958)	-
National Science Foundation	Direct		2007055	47.070	Computer and Information Science and Engineering	138,834	-
National Science Foundation	Direct		2007251	47.070	Computer and Information Science and Engineering	97,494	-
National Science Foundation	Direct		2007256	47.070	Computer and Information Science and Engineering	(2,482)	-
National Science Foundation	Direct		2007857	47.070	Computer and Information Science and Engineering	198,127	-
National Science Foundation	Direct		2007878	47.070	Computer and Information Science and Engineering	98,390	-
National Science Foundation	Direct		2008074	47.070	Computer and Information Science and Engineering	65,442	-
National Science Foundation	Direct		2008130	47.070	Computer and Information Science and Engineering	30,965	-
National Science Foundation	Direct		2008151	47.070	Computer and Information Science and Engineering	(1,133)	-
National Science Foundation	Direct		2012001	47.070	Computer and Information Science and Engineering	183,570	-
National Science Foundation	Direct		2014003	47.070	Computer and Information Science and Engineering	219,060	45,281
National Science Foundation	Direct		2016363	47.070	Computer and Information Science and Engineering	85,972	-
National Science Foundation	Direct		2018915	47.070	Computer and Information Science and Engineering	119,948	-
National Science Foundation	Direct		2035770	47.070	Computer and Information Science and Engineering	270,635	-
National Science Foundation	Direct		2038432	47.070	Computer and Information Science and Engineering	317,776	-
National Science Foundation	Direct		2045009	47.070	Computer and Information Science and Engineering	89,911	-
National Science Foundation	Direct		2045432	47.070	Computer and Information Science and Engineering	66,456	-
National Science Foundation	Direct		2045492	47.070	Computer and Information Science and Engineering	103,497	-
National Science Foundation	Direct		2045541	47.070	Computer and Information Science and Engineering	81,607	-
National Science Foundation	Direct		2046016	47.070	Computer and Information Science and Engineering	124,860	-
National Science Foundation	Direct		2104243	47.070	Computer and Information Science and Engineering	98,819	-
National Science Foundation	Direct		2104337	47.070	Computer and Information Science and Engineering	116,773	-
National Science Foundation	Direct		2105734	47.070	Computer and Information Science and Engineering	60,215	-
National Science Foundation	Direct		2106176	47.070	Computer and Information Science and Engineering	170,868	-
National Science Foundation	Direct		2106184	47.070	Computer and Information Science and Engineering	262,941	127,113
National Science Foundation	Direct		2107345	47.070	Computer and Information Science and Engineering	125,954	-
National Science Foundation	Direct		2112773	47.070	Computer and Information Science and Engineering	253,168	-
National Science Foundation	Direct		2113401	47.070	Computer and Information Science and Engineering	118,853	-
National Science Foundation	Direct		2118512	47.070	Computer and Information Science and Engineering	76,303	-
National Science Foundation	Direct		2118818	47.070	Computer and Information Science and Engineering	219,646	-
National Science Foundation	Direct		2123654	47.070	Computer and Information Science and Engineering	68,591	-

**University of Michigan
Schedule of Expenditures of Federal Awards
For the Year Ended June 30, 2024**

Cluster Title/Federal Grantor/Program	Type	Pass-Through Grantor	Award Identifier	Assistance Listing Number	Assistance Listing Program Title	Federal Expenditures	Passed-Through to Subrecipients
National Science Foundation	Direct		2123777	47.070	Computer and Information Science and Engineering	321,430	-
National Science Foundation	Direct		2124127	47.070	Computer and Information Science and Engineering	91,815	8,357
National Science Foundation	Direct		2125012	47.070	Computer and Information Science and Engineering	453,434	-
National Science Foundation	Direct		2127747	47.070	Computer and Information Science and Engineering	100,182	-
National Science Foundation	Direct		2128416	47.070	Computer and Information Science and Engineering	4,802	-
National Science Foundation	Direct		2128756	47.070	Computer and Information Science and Engineering	371,049	-
National Science Foundation	Direct		2132815	47.070	Computer and Information Science and Engineering	32,964	-
National Science Foundation	Direct		2133964	47.070	Computer and Information Science and Engineering	28,303	-
National Science Foundation	Direct		2137195	47.070	Computer and Information Science and Engineering	89,421	-
National Science Foundation	Direct		2137207	47.070	Computer and Information Science and Engineering	112,723	-
National Science Foundation	Direct		2141512	47.070	Computer and Information Science and Engineering	254,312	57,666
National Science Foundation	Direct		2143044	47.070	Computer and Information Science and Engineering	75,139	-
National Science Foundation	Direct		2143529	47.070	Computer and Information Science and Engineering	53,780	-
National Science Foundation	Direct		2143904	47.070	Computer and Information Science and Engineering	102,611	-
National Science Foundation	Direct		2152819	47.070	Computer and Information Science and Engineering	56,977	-
National Science Foundation	Direct		2153083	47.070	Computer and Information Science and Engineering	10,520	-
National Science Foundation	Direct		2153171	47.070	Computer and Information Science and Engineering	125,326	-
National Science Foundation	Direct		2153184	47.070	Computer and Information Science and Engineering	85,927	-
National Science Foundation	Direct		2153680	47.070	Computer and Information Science and Engineering	205,368	-
National Science Foundation	Direct		2202451	47.070	Computer and Information Science and Engineering	235,138	-
National Science Foundation	Direct		2207548	47.070	Computer and Information Science and Engineering	53,455	-
National Science Foundation	Direct		2208662	47.070	Computer and Information Science and Engineering	75,612	-
National Science Foundation	Direct		2209423	47.070	Computer and Information Science and Engineering	273,751	-
National Science Foundation	Direct		2209546	47.070	Computer and Information Science and Engineering	152,172	-
National Science Foundation	Direct		2210832	47.070	Computer and Information Science and Engineering	92,352	-
National Science Foundation	Direct		2210841	47.070	Computer and Information Science and Engineering	287,729	-
National Science Foundation	Direct		2211509	47.070	Computer and Information Science and Engineering	219,283	-
National Science Foundation	Direct		2211749	47.070	Computer and Information Science and Engineering	186,847	-
National Science Foundation	Direct		2212066	47.070	Computer and Information Science and Engineering	105,150	-
National Science Foundation	Direct		2212143	47.070	Computer and Information Science and Engineering	96,670	-
National Science Foundation	Direct		2212326	47.070	Computer and Information Science and Engineering	126,648	-
National Science Foundation	Direct		2215542	47.070	Computer and Information Science and Engineering	50,193	-
National Science Foundation	Direct		2220876	47.070	Computer and Information Science and Engineering	150,418	-
National Science Foundation	Direct		2221980	47.070	Computer and Information Science and Engineering	182,446	-
National Science Foundation	Direct		2223845	47.070	Computer and Information Science and Engineering	73,825	-
National Science Foundation	Direct		2230172	47.070	Computer and Information Science and Engineering	206,016	-
National Science Foundation	Direct		2232628	47.070	Computer and Information Science and Engineering	295,706	19,603
National Science Foundation	Direct		2236233	47.070	Computer and Information Science and Engineering	44,871	-
National Science Foundation	Direct		2236669	47.070	Computer and Information Science and Engineering	80,291	-
National Science Foundation	Direct		2236674	47.070	Computer and Information Science and Engineering	67,368	-
National Science Foundation	Direct		2236784	47.070	Computer and Information Science and Engineering	126,685	-
National Science Foundation	Direct		2236931	47.070	Computer and Information Science and Engineering	134,866	-
National Science Foundation	Direct		2237552	47.070	Computer and Information Science and Engineering	47,927	-
National Science Foundation	Direct		2237562	47.070	Computer and Information Science and Engineering	203,601	-
National Science Foundation	Direct		2238084	47.070	Computer and Information Science and Engineering	114,425	-
National Science Foundation	Direct		2238138	47.070	Computer and Information Science and Engineering	243,708	-
National Science Foundation	Direct		2238744	47.070	Computer and Information Science and Engineering	230,333	-
National Science Foundation	Direct		2245223	47.070	Computer and Information Science and Engineering	173,416	-
National Science Foundation	Direct		2302564	47.070	Computer and Information Science and Engineering	284,277	-
National Science Foundation	Direct		2302730	47.070	Computer and Information Science and Engineering	105,596	52,834
National Science Foundation	Direct		2306372	47.070	Computer and Information Science and Engineering	155,474	-
National Science Foundation	Direct		2307288	47.070	Computer and Information Science and Engineering	18,000	-
National Science Foundation	Direct		2309403	47.070	Computer and Information Science and Engineering	88,003	-
National Science Foundation	Direct		2309858	47.070	Computer and Information Science and Engineering	9,305	-
National Science Foundation	Direct		2310582	47.070	Computer and Information Science and Engineering	123,228	-
National Science Foundation	Direct		2311102	47.070	Computer and Information Science and Engineering	47,621	-
National Science Foundation	Direct		2312752	47.070	Computer and Information Science and Engineering	46,593	-
National Science Foundation	Direct		2312762	47.070	Computer and Information Science and Engineering	82,001	-
National Science Foundation	Direct		2312842	47.070	Computer and Information Science and Engineering	53,787	-
National Science Foundation	Direct		2312931	47.070	Computer and Information Science and Engineering	203,381	-
National Science Foundation	Direct		2313137	47.070	Computer and Information Science and Engineering	78,355	-
National Science Foundation	Direct		2313151	47.070	Computer and Information Science and Engineering	86,197	-
National Science Foundation	Direct		2315721	47.070	Computer and Information Science and Engineering	12,306	6,286
National Science Foundation	Direct		2317698	47.070	Computer and Information Science and Engineering	233,840	-
National Science Foundation	Direct		2317751	47.070	Computer and Information Science and Engineering	153,956	-
National Science Foundation	Direct		2318937	47.070	Computer and Information Science and Engineering	69,614	-
National Science Foundation	Direct		2319592	47.070	Computer and Information Science and Engineering	86,840	-
National Science Foundation	Direct		2321532	47.070	Computer and Information Science and Engineering	51,150	-
National Science Foundation	Direct		2330888	47.070	Computer and Information Science and Engineering	5,117	-
National Science Foundation	Direct		2331590	47.070	Computer and Information Science and Engineering	15,126	-
National Science Foundation	Direct		2337776	47.070	Computer and Information Science and Engineering	3,267	-
National Science Foundation	Direct		2338655	47.070	Computer and Information Science and Engineering	28,308	-
National Science Foundation	Direct		2339071	47.070	Computer and Information Science and Engineering	25,073	-
National Science Foundation	Direct		2345339	47.070	Computer and Information Science and Engineering	93,895	-
National Science Foundation	Direct		2348706	47.070	Computer and Information Science and Engineering	8,264	-
National Science Foundation	Direct		2401775	47.070	Computer and Information Science and Engineering	123,147	83,465

University of Michigan
Schedule of Expenditures of Federal Awards
For the Year Ended June 30, 2024

Cluster Title/Federal Grantor/Program	Type	Pass-Through Grantor	Award Identifier	Assistance Listing Number	Assistance Listing Program Title	Federal Expenditures	Passed-Through to Subrecipients
National Science Foundation	Direct		2403119	47.070	Computer and Information Science and Engineering	5,552	-
National Science Foundation	Direct		2406598	47.070	Computer and Information Science and Engineering	63,682	-
National Science Foundation	Direct		2409729	47.070	Computer and Information Science and Engineering	44,859	-
National Science Foundation	Direct		2416756	47.070	Computer and Information Science and Engineering	147,779	-
National Science Foundation	Direct		2426230	47.070	Computer and Information Science and Engineering	56,130	-
National Science Foundation	Pass-Through	Clemson University	2410-206-2015381	47.070	Computer and Information Science and Engineering	1,119	-
National Science Foundation	Pass-Through	Computing Research Association (CRA)	2021 CIF-Umichigan-61	47.070	Computer and Information Science and Engineering	112,414	-
National Science Foundation	Pass-Through	Computing Research Association (CRA)	CIF2020-UM-32	47.070	Computer and Information Science and Engineering	(9,017)	-
National Science Foundation	Pass-Through	Computing Research Association (CRA)	G-2A-058	47.070	Computer and Information Science and Engineering	95,039	-
National Science Foundation	Pass-Through	Computing Research Association (CRA)	G-2A-059	47.070	Computer and Information Science and Engineering	93,467	-
National Science Foundation	Pass-Through	Computing Research Association (CRA)	Year3CIF2020-Umichigan-32	47.070	Computer and Information Science and Engineering	134,971	-
National Science Foundation	Pass-Through	Duke University	333-2823	47.070	Computer and Information Science and Engineering	217,265	-
National Science Foundation	Pass-Through	Georgia Institute of Technology	AWD-003829-G4	47.070	Computer and Information Science and Engineering	67,324	-
National Science Foundation	Pass-Through	Georgia Institute of Technology	AWD-004670-G1	47.070	Computer and Information Science and Engineering	64,743	-
National Science Foundation	Pass-Through	Lehigh University	544663-78001	47.070	Computer and Information Science and Engineering	16,264	-
National Science Foundation	Pass-Through	North Carolina State University	PAM-P22-002253-SA01	47.070	Computer and Information Science and Engineering	37,417	-
National Science Foundation	Pass-Through	Northwestern University	60058513 UM	47.070	Computer and Information Science and Engineering	10,457	-
National Science Foundation	Pass-Through	Oakland University	A22-0062-S001	47.070	Computer and Information Science and Engineering	499	-
National Science Foundation	Pass-Through	PECAN STREET INC.	Subaward Agreement	47.070	Computer and Information Science and Engineering	32,439	-
National Science Foundation	Pass-Through	Texas A & M University	M2200483	47.070	Computer and Information Science and Engineering	90,275	-
National Science Foundation	Pass-Through	The Ohio State University	SPC-1000005451/GR124627	47.070	Computer and Information Science and Engineering	227,939	-
National Science Foundation	Pass-Through	The Trustees of Columbia University In The City of New York dba Columbia University	3(GG17134-01)	47.070	Computer and Information Science and Engineering	47,454	-
National Science Foundation	Pass-Through	The Washington University dba Washington University In St. Louis	WU-22-0148	47.070	Computer and Information Science and Engineering	(1,802)	-
National Science Foundation	Pass-Through	Trustees of Dartmouth College	R1383	47.070	Computer and Information Science and Engineering	168,079	-
National Science Foundation	Pass-Through	University of California-Santa Cruz	A21-0568-S003	47.070	Computer and Information Science and Engineering	30,115	-
National Science Foundation	Pass-Through	University of Chicago	FP066185-A	47.070	Computer and Information Science and Engineering	13,062	-
National Science Foundation	Pass-Through	University of Houston	G130047	47.070	Computer and Information Science and Engineering	11,955	-
National Science Foundation	Pass-Through	University of Illinois-Urbana-Champaign	083842-18942	47.070	Computer and Information Science and Engineering	24,954	-
National Science Foundation	Pass-Through	University of Utah	10061946-MICH-02	47.070	Computer and Information Science and Engineering	314,578	-
						\$ 19,102,121	\$ 488,239
National Science Foundation	Direct		1617364	47.074	Biological Sciences	(76)	-
National Science Foundation	Direct		1655720	47.074	Biological Sciences	30,302	3,736
National Science Foundation	Direct		1707316	47.074	Biological Sciences	334,857	44,386
National Science Foundation	Direct		1748729	47.074	Biological Sciences	(1,080)	-
National Science Foundation	Direct		1749627	47.074	Biological Sciences	92,711	-
National Science Foundation	Direct		1753731	47.074	Biological Sciences	(5,628)	-
National Science Foundation	Direct		1754163	47.074	Biological Sciences	(1,056)	-
National Science Foundation	Direct		1754398	47.074	Biological Sciences	102,558	-
National Science Foundation	Direct		1755268	47.074	Biological Sciences	75,008	-
National Science Foundation	Direct		1759826	47.074	Biological Sciences	20,107	-
National Science Foundation	Direct		1802033	47.074	Biological Sciences	4,695	-
National Science Foundation	Direct		1813069	47.074	Biological Sciences	189,799	41,741
National Science Foundation	Direct		1817478	47.074	Biological Sciences	(12,637)	-
National Science Foundation	Direct		1817909	47.074	Biological Sciences	477	-
National Science Foundation	Direct		1845012	47.074	Biological Sciences	145,498	-
National Science Foundation	Direct		1853261	47.074	Biological Sciences	135,316	-
National Science Foundation	Direct		1854359	47.074	Biological Sciences	191,334	-
National Science Foundation	Direct		1855425	47.074	Biological Sciences	(7,864)	-
National Science Foundation	Direct		1902113	47.074	Biological Sciences	61,678	-
National Science Foundation	Direct		1902119	47.074	Biological Sciences	9,008	-
National Science Foundation	Direct		1911322	47.074	Biological Sciences	(1,187)	-
National Science Foundation	Direct		1917146	47.074	Biological Sciences	139,105	-
National Science Foundation	Direct		1921677	47.074	Biological Sciences	(9,298)	-
National Science Foundation	Direct		1923206	47.074	Biological Sciences	98,708	-
National Science Foundation	Direct		1929737	47.074	Biological Sciences	229,766	-
National Science Foundation	Direct		1929738	47.074	Biological Sciences	137,883	-
National Science Foundation	Direct		1930030	47.074	Biological Sciences	75,878	-
National Science Foundation	Direct		1934703	47.074	Biological Sciences	185,952	-
National Science Foundation	Direct		1935265	47.074	Biological Sciences	257,529	122,748
National Science Foundation	Direct		1938969	47.074	Biological Sciences	125,117	-
National Science Foundation	Direct		1941796	47.074	Biological Sciences	134,723	-
National Science Foundation	Direct		1941822	47.074	Biological Sciences	354,972	-
National Science Foundation	Direct		1941966	47.074	Biological Sciences	367,360	-
National Science Foundation	Direct		1942398	47.074	Biological Sciences	160,696	-
National Science Foundation	Direct		1944881	47.074	Biological Sciences	107,049	-
National Science Foundation	Direct		2001290	47.074	Biological Sciences	1,778	-
National Science Foundation	Direct		2010851	47.074	Biological Sciences	304,307	-
National Science Foundation	Direct		2016678	47.074	Biological Sciences	164,899	-
National Science Foundation	Direct		2017822	47.074	Biological Sciences	112,470	-
National Science Foundation	Direct		2025426	47.074	Biological Sciences	965,350	-
National Science Foundation	Direct		2030541	47.074	Biological Sciences	(1,871)	-
National Science Foundation	Direct		2041933	47.074	Biological Sciences	147,982	-
National Science Foundation	Direct		2045017	47.074	Biological Sciences	180,890	-
National Science Foundation	Direct		2045562	47.074	Biological Sciences	384,672	-
National Science Foundation	Direct		2101345	47.074	Biological Sciences	25,574	-
National Science Foundation	Direct		2101868	47.074	Biological Sciences	102,251	16,483

**University of Michigan
Schedule of Expenditures of Federal Awards
For the Year Ended June 30, 2024**

Cluster Title/Federal Grantor/Program	Type	Pass-Through Grantor	Award Identifier	Assistance Listing Number	Assistance Listing Program Title	Federal Expenditures	Passed-Through to Subrecipients
National Science Foundation	Direct		2106070	47.074	Biological Sciences	43,190	-
National Science Foundation	Direct		2110233	47.074	Biological Sciences	67,851	31,758
National Science Foundation	Direct		2111028	47.074	Biological Sciences	285,602	73,897
National Science Foundation	Direct		2114070	47.074	Biological Sciences	80,042	-
National Science Foundation	Direct		2132002	47.074	Biological Sciences	269,621	-
National Science Foundation	Direct		2134910	47.074	Biological Sciences	80,811	-
National Science Foundation	Direct		2140320	47.074	Biological Sciences	357,955	-
National Science Foundation	Direct		2141892	47.074	Biological Sciences	211,098	-
National Science Foundation	Direct		2142670	47.074	Biological Sciences	316,680	-
National Science Foundation	Direct		2146950	47.074	Biological Sciences	300,863	-
National Science Foundation	Direct		2201236	47.074	Biological Sciences	97,608	-
National Science Foundation	Direct		2211765	47.074	Biological Sciences	15,183	-
National Science Foundation	Direct		2217116	47.074	Biological Sciences	99,428	-
National Science Foundation	Direct		2218083	47.074	Biological Sciences	332,635	-
National Science Foundation	Direct		2218235	47.074	Biological Sciences	4,768	-
National Science Foundation	Direct		2220214	47.074	Biological Sciences	141,529	-
National Science Foundation	Direct		2225568	47.074	Biological Sciences	401,978	-
National Science Foundation	Direct		2228256	47.074	Biological Sciences	150,797	-
National Science Foundation	Direct		2228389	47.074	Biological Sciences	25,345	-
National Science Foundation	Direct		2230919	47.074	Biological Sciences	43,700	-
National Science Foundation	Direct		2236747	47.074	Biological Sciences	5,078	-
National Science Foundation	Direct		2243919	47.074	Biological Sciences	151,588	-
National Science Foundation	Direct		2244711	47.074	Biological Sciences	93,132	-
National Science Foundation	Direct		2246422	47.074	Biological Sciences	44,770	-
National Science Foundation	Direct		2247196	47.074	Biological Sciences	233,443	22,081
National Science Foundation	Direct		2301659	47.074	Biological Sciences	293,628	-
National Science Foundation	Direct		2306198	47.074	Biological Sciences	19,611	19,331
National Science Foundation	Direct		2306200	47.074	Biological Sciences	99,717	-
National Science Foundation	Direct		2322472	47.074	Biological Sciences	19,350	-
National Science Foundation	Direct		2324977	47.074	Biological Sciences	20,324	-
National Science Foundation	Direct		2325835	47.074	Biological Sciences	33,671	-
National Science Foundation	Direct		2333684	47.074	Biological Sciences	4,746	-
National Science Foundation	Direct		2338912	47.074	Biological Sciences	49,385	-
National Science Foundation	Direct		2339026	47.074	Biological Sciences	196,767	-
National Science Foundation	Direct		2340659	47.074	Biological Sciences	74,431	-
National Science Foundation	Direct		2403677	47.074	Biological Sciences	76,997	-
National Science Foundation	Direct		2403882	47.074	Biological Sciences	58,591	27,324
National Science Foundation	Pass-Through	Brandeis University	GR404489_UMich	47.074	Biological Sciences	198,675	-
National Science Foundation	Pass-Through	California State University - Long Beach	SG268422100UMICHIGAN	47.074	Biological Sciences	14,728	-
National Science Foundation	Pass-Through	Illinois Institute of Technology	A24-0039-S001	47.074	Biological Sciences	45,935	-
National Science Foundation	Pass-Through	Johns Hopkins University	2005814635	47.074	Biological Sciences	90,862	-
National Science Foundation	Pass-Through	Louisiana State University	PO-0000113456	47.074	Biological Sciences	22,878	-
National Science Foundation	Pass-Through	Michigan State University (MSU)	2133544	47.074	Biological Sciences	9,250	-
National Science Foundation	Pass-Through	Ohio State University Foundation	SPC-100012611/GR133917	47.074	Biological Sciences	26,523	-
National Science Foundation	Pass-Through	Stanford University	63078812-144670	47.074	Biological Sciences	18,706	-
National Science Foundation	Pass-Through	Texas A & M University	M2400938	47.074	Biological Sciences	52,949	-
National Science Foundation	Pass-Through	Texas Tech University	21P682-01	47.074	Biological Sciences	21,614	-
National Science Foundation	Pass-Through	The Curators of the University of Missouri Special Trust dba University of Missouri	C00086543-2	47.074	Biological Sciences	123,114	-
National Science Foundation	Pass-Through	The Trustees of Columbia University In The City of New York dba Columbia University	1(GG016707-01)	47.074	Biological Sciences	9,083	-
National Science Foundation	Pass-Through	The Trustees of Columbia University In The City of New York dba Columbia University	2(GG019411-01)	47.074	Biological Sciences	193,806	-
National Science Foundation	Pass-Through	The University of Texas at Austin	UTAUS-SUB000000004	47.074	Biological Sciences	13,125	-
National Science Foundation	Pass-Through	University of California - Berkeley	00011453	47.074	Biological Sciences	3,593	-
National Science Foundation	Pass-Through	University of California - Los Angeles	0518 G YB778	47.074	Biological Sciences	3,311	-
National Science Foundation	Pass-Through	University of Georgia	SUB000003013	47.074	Biological Sciences	40,892	-
National Science Foundation	Pass-Through	University of Illinois-Urbana-Champaign	101043-18014	47.074	Biological Sciences	35,062	-
National Science Foundation	Pass-Through	University of Nebraska-Lincoln	25-1215-0241-003	47.074	Biological Sciences	25,539	-
National Science Foundation	Pass-Through	University of Vermont	AWD00001460SUB00000491	47.074	Biological Sciences	6,884	-
National Science Foundation	Pass-Through	Villanova University	525934Michigan	47.074	Biological Sciences	22,538	-
						\$ 11,898,542	\$ 403,485
National Science Foundation	Direct		1552429	47.075	Social, Behavioral, and Economic Sciences	36,383	-
National Science Foundation	Direct		1623684	47.075	Social, Behavioral, and Economic Sciences	127,187	-
National Science Foundation	Direct		1658336	47.075	Social, Behavioral, and Economic Sciences	45,343	-
National Science Foundation	Direct		1724435	47.075	Social, Behavioral, and Economic Sciences	165,103	-
National Science Foundation	Direct		1727491	47.075	Social, Behavioral, and Economic Sciences	24,278	-
National Science Foundation	Direct		1728882	47.075	Social, Behavioral, and Economic Sciences	29,747	-
National Science Foundation	Direct		1733546	47.075	Social, Behavioral, and Economic Sciences	15,019	-
National Science Foundation	Direct		1744724	47.075	Social, Behavioral, and Economic Sciences	23,500	-
National Science Foundation	Direct		1760058	47.075	Social, Behavioral, and Economic Sciences	(10,428)	-
National Science Foundation	Direct		1762420	47.075	Social, Behavioral, and Economic Sciences	6,576	-
National Science Foundation	Direct		1831347	47.075	Social, Behavioral, and Economic Sciences	312,858	157,329
National Science Foundation	Direct		1846747	47.075	Social, Behavioral, and Economic Sciences	82,307	-
National Science Foundation	Direct		1849638	47.075	Social, Behavioral, and Economic Sciences	(5,932)	-
National Science Foundation	Direct		1850328	47.075	Social, Behavioral, and Economic Sciences	19,900	-
National Science Foundation	Direct		1901661	47.075	Social, Behavioral, and Economic Sciences	(2,777)	-
National Science Foundation	Direct		1917727	47.075	Social, Behavioral, and Economic Sciences	129,949	-
National Science Foundation	Direct		1918356	47.075	Social, Behavioral, and Economic Sciences	1,748	-

**University of Michigan
Schedule of Expenditures of Federal Awards
For the Year Ended June 30, 2024**

Cluster Title/Federal Grantor/Program	Type	Pass-Through Grantor	Award Identifier	Assistance Listing Number	Assistance Listing Program Title	Federal Expenditures	Passed-Through to Subrecipients
National Science Foundation	Direct		1919360	47.075	Social, Behavioral, and Economic Sciences	46,385	-
National Science Foundation	Direct		1919362	47.075	Social, Behavioral, and Economic Sciences	17,385	-
National Science Foundation	Direct		1925563	47.075	Social, Behavioral, and Economic Sciences	282,147	-
National Science Foundation	Direct		1925693	47.075	Social, Behavioral, and Economic Sciences	11,992	-
National Science Foundation	Direct		1926576	47.075	Social, Behavioral, and Economic Sciences	438,524	-
National Science Foundation	Direct		1926653	47.075	Social, Behavioral, and Economic Sciences	72,588	-
National Science Foundation	Direct		1941828	47.075	Social, Behavioral, and Economic Sciences	30,705	-
National Science Foundation	Direct		1945121	47.075	Social, Behavioral, and Economic Sciences	(621)	-
National Science Foundation	Direct		1946932	47.075	Social, Behavioral, and Economic Sciences	8,591,997	-
National Science Foundation	Direct		1948310	47.075	Social, Behavioral, and Economic Sciences	120,713	-
National Science Foundation	Direct		1954703	47.075	Social, Behavioral, and Economic Sciences	13,608	-
National Science Foundation	Direct		2017068	47.075	Social, Behavioral, and Economic Sciences	28,248	-
National Science Foundation	Direct		2018523	47.075	Social, Behavioral, and Economic Sciences	89,533	-
National Science Foundation	Direct		2020648	47.075	Social, Behavioral, and Economic Sciences	21,316	-
National Science Foundation	Direct		2020872	47.075	Social, Behavioral, and Economic Sciences	(10,006)	-
National Science Foundation	Direct		2023639	47.075	Social, Behavioral, and Economic Sciences	207,740	138,181
National Science Foundation	Direct		2027513	47.075	Social, Behavioral, and Economic Sciences	(279)	-
National Science Foundation	Direct		2027610	47.075	Social, Behavioral, and Economic Sciences	48,336	-
National Science Foundation	Direct		2027745	47.075	Social, Behavioral, and Economic Sciences	(273)	-
National Science Foundation	Direct		2030059	47.075	Social, Behavioral, and Economic Sciences	(53)	-
National Science Foundation	Direct		2041233	47.075	Social, Behavioral, and Economic Sciences	33,030	-
National Science Foundation	Direct		2042875	47.075	Social, Behavioral, and Economic Sciences	4,997,652	-
National Science Foundation	Direct		2048505	47.075	Social, Behavioral, and Economic Sciences	2,440	-
National Science Foundation	Direct		2050471	47.075	Social, Behavioral, and Economic Sciences	77,652	-
National Science Foundation	Direct		2115512	47.075	Social, Behavioral, and Economic Sciences	11,956	-
National Science Foundation	Direct		2116415	47.075	Social, Behavioral, and Economic Sciences	40,189	-
National Science Foundation	Direct		2117105	47.075	Social, Behavioral, and Economic Sciences	(72)	-
National Science Foundation	Direct		2117544	47.075	Social, Behavioral, and Economic Sciences	3,524	-
National Science Foundation	Direct		2121723	47.075	Social, Behavioral, and Economic Sciences	124,144	-
National Science Foundation	Direct		2121789	47.075	Social, Behavioral, and Economic Sciences	76,144	-
National Science Foundation	Direct		2126934	47.075	Social, Behavioral, and Economic Sciences	25,527	-
National Science Foundation	Direct		2128623	47.075	Social, Behavioral, and Economic Sciences	309,841	-
National Science Foundation	Direct		2134796	47.075	Social, Behavioral, and Economic Sciences	109,007	-
National Science Foundation	Direct		2136779	47.075	Social, Behavioral, and Economic Sciences	3,223	-
National Science Foundation	Direct		2204209	47.075	Social, Behavioral, and Economic Sciences	11,129	-
National Science Foundation	Direct		2209438	47.075	Social, Behavioral, and Economic Sciences	2,904,929	978,976
National Science Foundation	Direct		2209507	47.075	Social, Behavioral, and Economic Sciences	132,147	-
National Science Foundation	Direct		2214065	47.075	Social, Behavioral, and Economic Sciences	3,453	-
National Science Foundation	Direct		2214278	47.075	Social, Behavioral, and Economic Sciences	217,898	-
National Science Foundation	Direct		2214279	47.075	Social, Behavioral, and Economic Sciences	(13)	-
National Science Foundation	Direct		2217691	47.075	Social, Behavioral, and Economic Sciences	4,909	-
National Science Foundation	Direct		2227794	47.075	Social, Behavioral, and Economic Sciences	47,246	-
National Science Foundation	Direct		2228275	47.075	Social, Behavioral, and Economic Sciences	16,040	4,555
National Science Foundation	Direct		2228486	47.075	Social, Behavioral, and Economic Sciences	131,642	-
National Science Foundation	Direct		2236061	47.075	Social, Behavioral, and Economic Sciences	20,517	-
National Science Foundation	Direct		2238151	47.075	Social, Behavioral, and Economic Sciences	160,219	-
National Science Foundation	Direct		2240343	47.075	Social, Behavioral, and Economic Sciences	5,249	-
National Science Foundation	Direct		2241946	47.075	Social, Behavioral, and Economic Sciences	11,748	-
National Science Foundation	Direct		2241963	47.075	Social, Behavioral, and Economic Sciences	120,674	-
National Science Foundation	Direct		2242453	47.075	Social, Behavioral, and Economic Sciences	156,354	49,578
National Science Foundation	Direct		2242538	47.075	Social, Behavioral, and Economic Sciences	103,252	57,513
National Science Foundation	Direct		2309278	47.075	Social, Behavioral, and Economic Sciences	72,897	-
National Science Foundation	Direct		2313219	47.075	Social, Behavioral, and Economic Sciences	26,848	-
National Science Foundation	Direct		2314253	47.075	Social, Behavioral, and Economic Sciences	54,600	-
National Science Foundation	Direct		2314710	47.075	Social, Behavioral, and Economic Sciences	74,283	-
National Science Foundation	Direct		2314718	47.075	Social, Behavioral, and Economic Sciences	8,653	-
National Science Foundation	Direct		2314721	47.075	Social, Behavioral, and Economic Sciences	14,670	-
National Science Foundation	Direct		2314725	47.075	Social, Behavioral, and Economic Sciences	41,684	-
National Science Foundation	Direct		2315856	47.075	Social, Behavioral, and Economic Sciences	40,904	-
National Science Foundation	Direct		2318170	47.075	Social, Behavioral, and Economic Sciences	89,561	-
National Science Foundation	Direct		2321462	47.075	Social, Behavioral, and Economic Sciences	25,664	-
National Science Foundation	Direct		2326691	47.075	Social, Behavioral, and Economic Sciences	8,544	-
National Science Foundation	Direct		2335912	47.075	Social, Behavioral, and Economic Sciences	23,379	-
National Science Foundation	Direct		2336050	47.075	Social, Behavioral, and Economic Sciences	2,203	-
National Science Foundation	Direct		2341172	47.075	Social, Behavioral, and Economic Sciences	5,247	-
National Science Foundation	Direct		2341354	47.075	Social, Behavioral, and Economic Sciences	10,644	-
National Science Foundation	Direct		2341358	47.075	Social, Behavioral, and Economic Sciences	6,598	-
National Science Foundation	Direct		2343542	47.075	Social, Behavioral, and Economic Sciences	11,259	-
National Science Foundation	Direct		2420185	47.075	Social, Behavioral, and Economic Sciences	1,342	-
National Science Foundation	Pass-Through	American Sociological Association	2032216	47.075	Social, Behavioral, and Economic Sciences	16,000	-
National Science Foundation	Pass-Through	American Sociological Association	Grant Agreement	47.075	Social, Behavioral, and Economic Sciences	(8,984)	-
National Science Foundation	Pass-Through	American Sociological Association	Grant Agreement	47.075	Social, Behavioral, and Economic Sciences	498	-
National Science Foundation	Pass-Through	American Sociological Association	Grant Agreement	47.075	Social, Behavioral, and Economic Sciences	4,290	-
National Science Foundation	Pass-Through	Cornell University	162497-22786	47.075	Social, Behavioral, and Economic Sciences	20,309	-
National Science Foundation	Pass-Through	Duke University	333-000057	47.075	Social, Behavioral, and Economic Sciences	28,413	-
National Science Foundation	Pass-Through	George Mason University	E2056731	47.075	Social, Behavioral, and Economic Sciences	48,824	-

**University of Michigan
Schedule of Expenditures of Federal Awards
For the Year Ended June 30, 2024**

Cluster Title/Federal Grantor/Program	Type	Pass-Through Grantor	Award Identifier	Assistance Listing Number	Assistance Listing Program Title	Federal Expenditures	Passed-Through to Subrecipients
National Science Foundation	Pass-Through	The American Political Science Association	Research Agreement	47.075	Social, Behavioral, and Economic Sciences	15,000	-
National Science Foundation	Pass-Through	The American Political Science Association	Research Agreement	47.075	Social, Behavioral, and Economic Sciences	8,975	-
National Science Foundation	Pass-Through	The Ohio State University	SPC-1000004509/GR121351	47.075	Social, Behavioral, and Economic Sciences	14,274	-
National Science Foundation	Pass-Through	The Ohio State University	SPC-1000007424 / GR128720	47.075	Social, Behavioral, and Economic Sciences	127,571	-
National Science Foundation	Pass-Through	The Pennsylvania State University (Penn State)	S004469-NSF	47.075	Social, Behavioral, and Economic Sciences	7,190	-
National Science Foundation	Pass-Through	University of Alabama	A22-0327-S001	47.075	Social, Behavioral, and Economic Sciences	73,782	-
National Science Foundation	Pass-Through	University of Wisconsin	AAG9329	47.075	Social, Behavioral, and Economic Sciences	1,171	-
						\$ 21,748,689	\$ 1,386,132
National Science Foundation	Direct		1502778	47.076	STEM Education (formerly Education and Human Resources)	6	-
National Science Foundation	Direct		1625397	47.076	STEM Education (formerly Education and Human Resources)	42,914	-
National Science Foundation	Direct		1665117	47.076	STEM Education (formerly Education and Human Resources)	10,287	-
National Science Foundation	Direct		1725837	47.076	STEM Education (formerly Education and Human Resources)	250,698	-
National Science Foundation	Direct		1760788	47.076	STEM Education (formerly Education and Human Resources)	217,946	-
National Science Foundation	Direct		1761129	47.076	STEM Education (formerly Education and Human Resources)	189,175	-
National Science Foundation	Direct		1821488	47.076	STEM Education (formerly Education and Human Resources)	17,233	-
National Science Foundation	Direct		1821509	47.076	STEM Education (formerly Education and Human Resources)	17,877	-
National Science Foundation	Direct		1821574	47.076	STEM Education (formerly Education and Human Resources)	24,567	-
National Science Foundation	Direct		1821884	47.076	STEM Education (formerly Education and Human Resources)	16,960	-
National Science Foundation	Direct		1841052	47.076	STEM Education (formerly Education and Human Resources)	3,117,941	-
National Science Foundation	Direct		1845841	47.076	STEM Education (formerly Education and Human Resources)	173,336	-
National Science Foundation	Direct		1915345	47.076	STEM Education (formerly Education and Human Resources)	434,065	39,939
National Science Foundation	Direct		1915515	47.076	STEM Education (formerly Education and Human Resources)	144,035	-
National Science Foundation	Direct		1930072	47.076	STEM Education (formerly Education and Human Resources)	(902)	(918)
National Science Foundation	Direct		1937509	47.076	STEM Education (formerly Education and Human Resources)	129,309	-
National Science Foundation	Direct		1942274	47.076	STEM Education (formerly Education and Human Resources)	91,186	-
National Science Foundation	Direct		1954967	47.076	STEM Education (formerly Education and Human Resources)	18,216	-
National Science Foundation	Direct		1954981	47.076	STEM Education (formerly Education and Human Resources)	307,752	-
National Science Foundation	Direct		2000189	47.076	STEM Education (formerly Education and Human Resources)	353,394	46,631
National Science Foundation	Direct		2000518	47.076	STEM Education (formerly Education and Human Resources)	214,990	-
National Science Foundation	Direct		2000579	47.076	STEM Education (formerly Education and Human Resources)	143,849	-
National Science Foundation	Direct		2000580	47.076	STEM Education (formerly Education and Human Resources)	53,608	-
National Science Foundation	Direct		2000602	47.076	STEM Education (formerly Education and Human Resources)	263,334	-
National Science Foundation	Direct		2000730	47.076	STEM Education (formerly Education and Human Resources)	168,397	49,356
National Science Foundation	Direct		2013316	47.076	STEM Education (formerly Education and Human Resources)	158,526	64,000
National Science Foundation	Direct		2013410	47.076	STEM Education (formerly Education and Human Resources)	204,323	26,867
National Science Foundation	Direct		2014200	47.076	STEM Education (formerly Education and Human Resources)	102,613	-
National Science Foundation	Direct		2021587	47.076	STEM Education (formerly Education and Human Resources)	55,211	45,958
National Science Foundation	Direct		2030919	47.076	STEM Education (formerly Education and Human Resources)	68,498	-
National Science Foundation	Direct		2039445	47.076	STEM Education (formerly Education and Human Resources)	50,213	-
National Science Foundation	Direct		2043207	47.076	STEM Education (formerly Education and Human Resources)	37,265	-
National Science Foundation	Direct		2043430	47.076	STEM Education (formerly Education and Human Resources)	75,823	-
National Science Foundation	Direct		2045505	47.076	STEM Education (formerly Education and Human Resources)	170,198	-
National Science Foundation	Direct		2045568	47.076	STEM Education (formerly Education and Human Resources)	155,213	-
National Science Foundation	Direct		2054823	47.076	STEM Education (formerly Education and Human Resources)	211,281	-
National Science Foundation	Direct		2055164	47.076	STEM Education (formerly Education and Human Resources)	363,664	-
National Science Foundation	Direct		2055166	47.076	STEM Education (formerly Education and Human Resources)	259,899	-
National Science Foundation	Direct		2055375	47.076	STEM Education (formerly Education and Human Resources)	74,179	-
National Science Foundation	Direct		2109942	47.076	STEM Education (formerly Education and Human Resources)	437,598	223,017
National Science Foundation	Direct		2110824	47.076	STEM Education (formerly Education and Human Resources)	21,481	-
National Science Foundation	Direct		2114840	47.076	STEM Education (formerly Education and Human Resources)	258,939	-
National Science Foundation	Direct		2120252	47.076	STEM Education (formerly Education and Human Resources)	88,416	-
National Science Foundation	Direct		2120929	47.076	STEM Education (formerly Education and Human Resources)	12,457	-
National Science Foundation	Direct		2121123	47.076	STEM Education (formerly Education and Human Resources)	99,293	-
National Science Foundation	Direct		2130058	47.076	STEM Education (formerly Education and Human Resources)	182,897	-
National Science Foundation	Direct		2133996	47.076	STEM Education (formerly Education and Human Resources)	67,438	-
National Science Foundation	Direct		2141819	47.076	STEM Education (formerly Education and Human Resources)	86,825	-
National Science Foundation	Direct		2143028	47.076	STEM Education (formerly Education and Human Resources)	181,367	-
National Science Foundation	Direct		2148561	47.076	STEM Education (formerly Education and Human Resources)	25,448	-
National Science Foundation	Direct		2150727	47.076	STEM Education (formerly Education and Human Resources)	3,115	-
National Science Foundation	Direct		2201083	47.076	STEM Education (formerly Education and Human Resources)	216,061	68,883
National Science Foundation	Direct		2201087	47.076	STEM Education (formerly Education and Human Resources)	511,523	-
National Science Foundation	Direct		2201466	47.076	STEM Education (formerly Education and Human Resources)	128,218	-
National Science Foundation	Direct		2214594	47.076	STEM Education (formerly Education and Human Resources)	28,861	-
National Science Foundation	Direct		2215398	47.076	STEM Education (formerly Education and Human Resources)	120,128	2,649
National Science Foundation	Direct		2221056	47.076	STEM Education (formerly Education and Human Resources)	79,341	-
National Science Foundation	Direct		2221516	47.076	STEM Education (formerly Education and Human Resources)	194,794	-
National Science Foundation	Direct		2225209	47.076	STEM Education (formerly Education and Human Resources)	107,980	-
National Science Foundation	Direct		2233155	47.076	STEM Education (formerly Education and Human Resources)	54,244	-
National Science Foundation	Direct		2236148	47.076	STEM Education (formerly Education and Human Resources)	167,691	-
National Science Foundation	Direct		2241144	47.076	STEM Education (formerly Education and Human Resources)	5,365,313	-
National Science Foundation	Direct		2246607	47.076	STEM Education (formerly Education and Human Resources)	237,453	-
National Science Foundation	Direct		2300166	47.076	STEM Education (formerly Education and Human Resources)	31,682	-

University of Michigan
Schedule of Expenditures of Federal Awards
For the Year Ended June 30, 2024

Cluster Title/Federal Grantor/Program	Type	Pass-Through Grantor	Award Identifier	Assistance Listing Number	Assistance Listing Program Title	Federal Expenditures	Passed-Through to Subrecipients
National Science Foundation	Direct		2300709	47.076	STEM Education (formerly Education and Human Resources)	70,672	-
National Science Foundation	Direct		2333393	47.076	STEM Education (formerly Education and Human Resources)	113,859	-
National Science Foundation	Direct		2335975	47.076	STEM Education (formerly Education and Human Resources)	65,383	-
National Science Foundation	Direct		2400421	47.076	STEM Education (formerly Education and Human Resources)	4,168	-
National Science Foundation	Direct		2412719	47.076	STEM Education (formerly Education and Human Resources)	33,010	-
National Science Foundation	Pass-Through	American Educational Research Association	AERA Grants Program Letter	47.076	STEM Education (formerly Education and Human Resources)	19,902	-
National Science Foundation	Pass-Through	Boston University	4500003920	47.076	STEM Education (formerly Education and Human Resources)	358,499	-
National Science Foundation	Pass-Through	Idaho State University	23-0159A-RMTH04	47.076	STEM Education (formerly Education and Human Resources)	6,613	-
National Science Foundation	Pass-Through	Massachusetts Institute of Technology	s5764	47.076	STEM Education (formerly Education and Human Resources)	103,034	-
National Science Foundation	Pass-Through	Michigan State University (MSU)	RC107563UM	47.076	STEM Education (formerly Education and Human Resources)	18,970	-
National Science Foundation	Pass-Through	Michigan State University (MSU)	RC114110UM	47.076	STEM Education (formerly Education and Human Resources)	20,327	-
National Science Foundation	Pass-Through	Michigan State University (MSU)	RC114363UM	47.076	STEM Education (formerly Education and Human Resources)	56,663	-
National Science Foundation	Pass-Through	Rutgers, The State University of New Jersey	827931	47.076	STEM Education (formerly Education and Human Resources)	24,094	-
National Science Foundation	Pass-Through	The Curators of the University of Missouri Special Trust dba University of Missouri	C00070026-1	47.076	STEM Education (formerly Education and Human Resources)	35,912	-
National Science Foundation	Pass-Through	University at Buffalo	R1322470	47.076	STEM Education (formerly Education and Human Resources)	45,454	-
National Science Foundation	Pass-Through	University of California - Irvine	2022-1688	47.076	STEM Education (formerly Education and Human Resources)	193,308	-
National Science Foundation	Pass-Through	University of Connecticut	163951371	47.076	STEM Education (formerly Education and Human Resources)	37,005	-
National Science Foundation	Pass-Through	University of Illinois-Urbana-Champaign	095464-19601	47.076	STEM Education (formerly Education and Human Resources)	22,719	-
National Science Foundation	Pass-Through	University of North Carolina at Greensboro	A22-0028-S001-A01	47.076	STEM Education (formerly Education and Human Resources)	48,766	-
National Science Foundation	Pass-Through	University of Virginia	GR100634.SUB00000246	47.076	STEM Education (formerly Education and Human Resources)	177,008	-
						\$ 18,551,008	\$ 566,382
National Science Foundation	Direct		1936769	47.078	Polar Programs	261,632	-
National Science Foundation	Direct		1953960	47.078	Polar Programs	53,397	-
National Science Foundation	Direct		2000493	47.078	Polar Programs	74,928	-
National Science Foundation	Direct		2040377	47.078	Polar Programs	59,923	-
National Science Foundation	Direct		2055455	47.078	Polar Programs	316,081	-
National Science Foundation	Direct		2228992	47.078	Polar Programs	15,879	-
National Science Foundation	Direct		2303345	47.078	Polar Programs	22,736	-
National Science Foundation	Pass-Through	University of Wisconsin	0000002547	47.078	Polar Programs	143,227	-
						\$ 947,803	\$ -
National Science Foundation	Direct		1658650	47.079	Office of International Science and Engineering	30,520	\$ -
National Science Foundation	Direct		1827075	47.079	Office of International Science and Engineering	(22,848)	-
National Science Foundation	Direct		2122228	47.079	Office of International Science and Engineering	11,964	-
National Science Foundation	Direct		2330317	47.079	Office of International Science and Engineering	166,755	3,735
National Science Foundation	Pass-Through	CRDF Global	OISE-20-66867-1	47.079	Office of International Science and Engineering	1,365	-
National Science Foundation	Pass-Through	Smithsonian Institution	21-SUBC-440-0000452390	47.079	Office of International Science and Engineering	56,654	-
National Science Foundation	Pass-Through	The Ohio State University	SPC-100007196 GR128218	47.079	Office of International Science and Engineering	8,730	-
National Science Foundation	Pass-Through	University of Kansas	FY2022-015	47.079	Office of International Science and Engineering	3,981	-
National Science Foundation	Pass-Through	University of North Carolina at Chapel Hill	5113293	47.079	Office of International Science and Engineering	95,771	-
						\$ 352,892	\$ 3,735
National Science Foundation	Direct		1545858	47.083	Integrative Activities	99,233	\$ -
National Science Foundation	Direct		1934494	47.083	Integrative Activities	24,127	-
National Science Foundation	Direct		2137469	47.083	Integrative Activities	89,450	7,409
National Science Foundation	Direct		2214830	47.083	Integrative Activities	263,562	-
National Science Foundation	Direct		2243104	47.083	Integrative Activities	2,045,323	519,323
National Science Foundation	Direct		2426365	47.083	Integrative Activities	1,528	-
National Science Foundation	Pass-Through	Massachusetts Institute of Technology	S5462	47.083	Integrative Activities	64,896	-
National Science Foundation	Pass-Through	The Ohio State University	GR125364/SPC-1000005874	47.083	Integrative Activities	75,819	-
National Science Foundation	Pass-Through	University of Illinois-Urbana-Champaign	112354-19394	47.083	Integrative Activities	41,170	-
National Science Foundation	Pass-Through	University of Maryland Eastern Shore (UMES)	RUM2022XIA	47.083	Integrative Activities	35,478	-
National Science Foundation	Pass-Through	University of Massachusetts Boston	017819-9130	47.083	Integrative Activities	18,805	-
National Science Foundation	Pass-Through	University of Rochester	SUB00000782/GR534297	47.083	Integrative Activities	34,143	-
						\$ 2,793,534	\$ 526,732
National Science Foundation	Direct		2213684	47.084	NSF Technology, Innovation, and Partnerships	180,133	\$ -
National Science Foundation	Direct		2213845	47.084	NSF Technology, Innovation, and Partnerships	5,676	-
National Science Foundation	Direct		2223439	47.084	NSF Technology, Innovation, and Partnerships	200	-
National Science Foundation	Direct		2226232	47.084	NSF Technology, Innovation, and Partnerships	440,422	260,492
National Science Foundation	Direct		2228909	47.084	NSF Technology, Innovation, and Partnerships	3,109	-
National Science Foundation	Direct		2229418	47.084	NSF Technology, Innovation, and Partnerships	168,479	-
National Science Foundation	Direct		2322252	47.084	NSF Technology, Innovation, and Partnerships	20,916	-
National Science Foundation	Direct		2325377	47.084	NSF Technology, Innovation, and Partnerships	182,790	65,918
National Science Foundation	Direct		2240810	47.084	NSF Technology, Innovation, and Partnerships	31,501	-
National Science Foundation	Direct		2245187	47.084	NSF Technology, Innovation, and Partnerships	33,914	-
National Science Foundation	Direct		2306606	47.084	NSF Technology, Innovation, and Partnerships	12,333	-
National Science Foundation	Direct		2309443	47.084	NSF Technology, Innovation, and Partnerships	24,855	-
National Science Foundation	Direct		2314018	47.084	NSF Technology, Innovation, and Partnerships	71,809	-
National Science Foundation	Direct		2317368	47.084	NSF Technology, Innovation, and Partnerships	10,219	-
National Science Foundation	Direct		2321661	47.084	NSF Technology, Innovation, and Partnerships	6,645	-
National Science Foundation	Direct		2321681	47.084	NSF Technology, Innovation, and Partnerships	41,753	-
National Science Foundation	Direct		2325764	47.084	NSF Technology, Innovation, and Partnerships	34,751	-
National Science Foundation	Direct		2330310	47.084	NSF Technology, Innovation, and Partnerships	2,174,962	1,220,232
National Science Foundation	Direct		2332571	47.084	NSF Technology, Innovation, and Partnerships	420,017	-
National Science Foundation	Direct		2344230	47.084	NSF Technology, Innovation, and Partnerships	127,176	62,135
National Science Foundation	Direct		2344828	47.084	NSF Technology, Innovation, and Partnerships	32,794	-
National Science Foundation	Direct		2346117	47.084	NSF Technology, Innovation, and Partnerships	271	-

**University of Michigan
Schedule of Expenditures of Federal Awards
For the Year Ended June 30, 2024**

Cluster Title/Federal Grantor/Program	Type	Pass-Through Grantor	Award Identifier	Assistance Listing Number	Assistance Listing Program Title	Federal Expenditures	Passed-Through to Subrecipients
National Science Foundation	Direct		2409577	47.084	NSF Technology, Innovation, and Partnerships	55,581	-
National Science Foundation	Direct		2419076	47.084	NSF Technology, Innovation, and Partnerships	13,722	-
National Science Foundation	Direct		2423862	47.084	NSF Technology, Innovation, and Partnerships	40,507	-
National Science Foundation	Direct		2426232	47.084	NSF Technology, Innovation, and Partnerships	10,188	-
National Science Foundation	Pass-Through	American University	Professional Services Agreements	47.084	NSF Technology, Innovation, and Partnerships	25,911	-
National Science Foundation	Pass-Through	Systems Research & Consulting LLC	Research Agreement	47.084	NSF Technology, Innovation, and Partnerships	87,933	-
National Science Foundation	Pass-Through	Texas A & M University	M2400564	47.084	NSF Technology, Innovation, and Partnerships	77,293	-
National Science Foundation	Pass-Through	University of California - Berkeley	00011557/prime 2303564	47.084	NSF Technology, Innovation, and Partnerships	45,860	-
						\$ 4,381,720	\$ 1,608,777
National Science Foundation	Direct		2135965	47.RD		210,525	-
National Science Foundation	Direct		2246213	47.RD		406,183	-
National Science Foundation	Direct		49100421C0005	47.RD		578,242	-
National Science Foundation	Direct		49100421C0018	47.RD		650,231	-
National Science Foundation	Direct		IPA - Shen, Siquian	47.RD		253,317	-
National Science Foundation	Direct		2219997	47.RD		238,140	-
National Science Foundation	Direct		2243608	47.RD		38,759	-
National Science Foundation	Direct		2332468	47.RD		10,236	-
National Science Foundation	Pass-Through	American Educational Research Association	Agreement	47.RD		14,909	-
National Science Foundation	Pass-Through	Association of Universities for Research in Astronomy, Inc.	N00011152C	47.RD		39,160	-
National Science Foundation	Pass-Through	Computing Research Association (CRA)	2021CIF-UMichigan-60	47.RD		27,795	-
National Science Foundation	Pass-Through	Georgetown University	CON-0019741	47.RD		10,900	-
National Science Foundation	Pass-Through	Indiana University	BL-4843252-UM	47.RD		(3,829)	-
National Science Foundation	Pass-Through	Sassafraz Tech Collective	Research Agreement	47.RD		17,949	-
National Science Foundation	Pass-Through	Spirow Therapeutics	Research Agreement	47.RD		(300)	-
National Science Foundation	Pass-Through	The Trustees of Princeton University dba Princeton University	SUB0000275	47.RD		43,413	-
National Science Foundation	Pass-Through	Ulendo Technologies Inc.	Research Agreement	47.RD		149,296	-
National Science Foundation	Pass-Through	Arizona State University	ASUB00001465	47.RD		42,032	-
National Science Foundation	Pass-Through	National Radio Astronomy Observatory	Award Letter	47.RD		11,016	-
National Science Foundation	Pass-Through	National Radio Astronomy Observatory	Kavli-IAU Symposium Event Lett	47.RD		11,000	-
National Science Foundation	Pass-Through	Advanced Technology International (ATI)	2023-636/Project No. 01	47.RD		94,830	41,184
						\$ 2,843,804	\$ 41,184
						\$ 143,481,318	\$ 8,535,030
					Total National Science Foundation		
Small Business Administration	Pass-Through	Flint, City of	SBA Agreement	59.077	Community Navigator Pilot Program	\$ 28,260	\$ -
Small Business Administration	Direct		IPA agreement - Charu Chandra	59.RD		\$ 66,618	\$ -
			Total Small Business Administration			\$ 94,878	\$ -
Veterans Affairs, Department of	Direct		36C24119C0060	64.RD		\$ (5,309)	\$ -
Veterans Affairs, Department of	Direct		36C24119C0060	64.RD		17,514	-
Veterans Affairs, Department of	Direct		36C24223C0163	64.RD		234,305	-
Veterans Affairs, Department of	Direct		36C24E21C0002	64.RD		19,328	-
Veterans Affairs, Department of	Direct		36C24E21C0002	64.RD		113,650	-
Veterans Affairs, Department of	Direct		36C24E21P0201	64.RD		16,978	-
Veterans Affairs, Department of	Direct		36C25019C0203/PO 506D20020	64.RD		(148)	-
Veterans Affairs, Department of	Direct		36C25020D0073	64.RD		(391)	-
Veterans Affairs, Department of	Direct		36C25020D0073	64.RD		2,078	-
Veterans Affairs, Department of	Direct		36C25020D0073	64.RD		13,906	-
Veterans Affairs, Department of	Direct		36C25020D0073	64.RD		8,020	-
Veterans Affairs, Department of	Direct		36C25020D0073	64.RD		49,091	-
Veterans Affairs, Department of	Direct		36C25020D0073	64.RD		19,569	-
Veterans Affairs, Department of	Direct		36C25021Q1118	64.RD		3,302	-
Veterans Affairs, Department of	Direct		36C25022C0086	64.RD		12,346	-
Veterans Affairs, Department of	Direct		36C25022D0064	64.RD		11,866	-
Veterans Affairs, Department of	Direct		36C25022P0351	64.RD		70,582	-
Veterans Affairs, Department of	Direct		36C25023P0085	64.RD		897	-
Veterans Affairs, Department of	Direct		36C25024N0036	64.RD		27,122	-
Veterans Affairs, Department of	Direct		506-C35364	64.RD		5,517	-
Veterans Affairs, Department of	Direct		506-D35092	64.RD		8,352	-
Veterans Affairs, Department of	Direct		Chai, Biaoxin	64.RD		36,385	-
Veterans Affairs, Department of	Direct		-Fritsche, Lars IPA	64.RD		32,447	-
Veterans Affairs, Department of	Direct		Ha,Jinkyung	64.RD		20,156	-
Veterans Affairs, Department of	Direct		IPA - Akinleye, Olukemi	64.RD		7,023	-
Veterans Affairs, Department of	Direct		IPA - Akinleye, Olukemi	64.RD		37,654	-
Veterans Affairs, Department of	Direct		IPA - Avery, Erich	64.RD		31,673	-
Veterans Affairs, Department of	Direct		IPA - Brin, Carly	64.RD		26,998	-
Veterans Affairs, Department of	Direct		IPA - Charity Hoffman	64.RD		20,644	-
Veterans Affairs, Department of	Direct		IPA - Emily Yeagley	64.RD		12,347	-
Veterans Affairs, Department of	Direct		IPA - Emily Yeagley	64.RD		12,570	-
Veterans Affairs, Department of	Direct		IPA - Emily Yeagley	64.RD		27,077	-
Veterans Affairs, Department of	Direct		IPA - Erika Ratliff	64.RD		15,980	-
Veterans Affairs, Department of	Direct		IPA - Fen Yu	64.RD		37,288	-
Veterans Affairs, Department of	Direct		IPA - Grushko, Olga	64.RD		41,505	-
Veterans Affairs, Department of	Direct		IPA - Haus, Eileen	64.RD		(16,875)	-
Veterans Affairs, Department of	Direct		IPA - Hernandez, Brian	64.RD		14,672	-
Veterans Affairs, Department of	Direct		IPA - Hoffman, Gregory	64.RD		15,034	-
Veterans Affairs, Department of	Direct		IPA - Krans, Amy	64.RD		20,967	-

University of Michigan
Schedule of Expenditures of Federal Awards
For the Year Ended June 30, 2024

Cluster Title/Federal Grantor/Program	Type	Pass-Through Grantor	Award Identifier	Assistance Listing Number	Assistance Listing Program Title	Federal Expenditures	Passed-Through to Subrecipients
Veterans Affairs, Department of	Direct		IPA - Lan Zhang	64.RD		3,664	-
Veterans Affairs, Department of	Direct		IPA - Michael Cherney	64.RD		31,307	-
Veterans Affairs, Department of	Direct		IPA - Miya Shaw FY23	64.RD		369	-
Veterans Affairs, Department of	Direct		IPA - Petroff, Lisa	64.RD		5,621	-
Veterans Affairs, Department of	Direct		IPA - Petroff, Lisa	64.RD		40,987	-
Veterans Affairs, Department of	Direct		IPA - Smith, Joanna	64.RD		10,449	-
Veterans Affairs, Department of	Direct		IPA - Song, Brian	64.RD		27,254	-
Veterans Affairs, Department of	Direct		IPA - Susan Murphy	64.RD		23,873	-
Veterans Affairs, Department of	Direct		IPA - Tang, Tiffany	64.RD		50,246	-
Veterans Affairs, Department of	Direct		IPA - Tank, Elizabeth	64.RD		7,467	-
Veterans Affairs, Department of	Direct		IPA - West, Brady	64.RD		5,542	-
Veterans Affairs, Department of	Direct		IPA - Zhang, Lan	64.RD		22,769	-
Veterans Affairs, Department of	Direct		IPA Amanda Huber	64.RD		25,937	-
Veterans Affairs, Department of	Direct		IPA Ameling, Jessica	64.RD		19,364	-
Veterans Affairs, Department of	Direct		IPA Ananda Sen	64.RD		(509)	-
Veterans Affairs, Department of	Direct		IPA Anderson, Marie	64.RD		33,964	-
Veterans Affairs, Department of	Direct		IPA -Augustiniak, Alyssa	64.RD		15,314	-
Veterans Affairs, Department of	Direct		IPA- Augustiniak, Alyssa	64.RD		4,625	-
Veterans Affairs, Department of	Direct		IPA Bauer, David	64.RD		1,215	-
Veterans Affairs, Department of	Direct		IPA Beyer, Lisa	64.RD		10,936	-
Veterans Affairs, Department of	Direct		IPA Cao, Pianpian	64.RD		6,696	-
Veterans Affairs, Department of	Direct		IPA Cartee, Naw May Pearl	64.RD		10,832	-
Veterans Affairs, Department of	Direct		IPA Cartee, Naw May Pearl	64.RD		21,772	-
Veterans Affairs, Department of	Direct		IPA Chen, Jenny	64.RD		6,618	-
Veterans Affairs, Department of	Direct		IPA Chen, Jenny	64.RD		98,830	-
Veterans Affairs, Department of	Direct		IPA Cohn, Amy	64.RD		11,688	-
Veterans Affairs, Department of	Direct		IPA Dolan, David	64.RD		2,258	-
Veterans Affairs, Department of	Direct		IPA Dolan, David	64.RD		10,160	-
Veterans Affairs, Department of	Direct		IPA Dorsch, Michael	64.RD		670	-
Veterans Affairs, Department of	Direct		IPA Ehrlinger (see Sutherland)	64.RD		(160)	-
Veterans Affairs, Department of	Direct		IPA Gaines, Clarice	64.RD		1,241	-
Veterans Affairs, Department of	Direct		IPA Goldstick, Jason	64.RD		8,628	-
Veterans Affairs, Department of	Direct		IPA Guanguly, Anutosh	64.RD		17,218	-
Veterans Affairs, Department of	Direct		IPA Helminski, Danielle	64.RD		5,872	-
Veterans Affairs, Department of	Direct		IPA Helminski, Danielle	64.RD		31,894	-
Veterans Affairs, Department of	Direct		IPA Jianhua Liu	64.RD		58,391	-
Veterans Affairs, Department of	Direct		IPA Kabara, Lisa	64.RD		42,724	-
Veterans Affairs, Department of	Direct		IPA Kabara, Lisa	64.RD		12,173	-
Veterans Affairs, Department of	Direct		IPA Kanicki, Ariane	64.RD		96,905	-
Veterans Affairs, Department of	Direct		IPA Krans, Amy	64.RD		36,926	-
Veterans Affairs, Department of	Direct		IPA- Li, Jie	64.RD		36,881	-
Veterans Affairs, Department of	Direct		IPA Liu, Jianhua	64.RD		15,160	-
Veterans Affairs, Department of	Direct		IPA Liu, Liqian	64.RD		15,564	-
Veterans Affairs, Department of	Direct		IPA Liu, Liqian	64.RD		68,439	-
Veterans Affairs, Department of	Direct		IPA Manikas Maly, Marianna	64.RD		2,190	-
Veterans Affairs, Department of	Direct		IPA Manikas Maly, Marianna	64.RD		25,132	-
Veterans Affairs, Department of	Direct		IPA- Manojovich, Milisa	64.RD		7,613	-
Veterans Affairs, Department of	Direct		IPA Martin, Catherine	64.RD		14,201	-
Veterans Affairs, Department of	Direct		IPA Martin, Catherine	64.RD		60,872	-
Veterans Affairs, Department of	Direct		IPA Miya Shaw FY 23	64.RD		38,530	-
Veterans Affairs, Department of	Direct		IPA Myers, Gregory	64.RD		(40,483)	-
Veterans Affairs, Department of	Direct		IPA Myers, Gregory	64.RD		37,778	-
Veterans Affairs, Department of	Direct		IPA Neggie, Patrick	64.RD		78,926	-
Veterans Affairs, Department of	Direct		IPA Newman, Sean	64.RD		5,984	-
Veterans Affairs, Department of	Direct		IPA Newman, Sean	64.RD		78,720	-
Veterans Affairs, Department of	Direct		IPA- Pasiak, Sara	64.RD		17,493	-
Veterans Affairs, Department of	Direct		IPA Prieskorn, Diane	64.RD		9,153	-
Veterans Affairs, Department of	Direct		IPA Prieskorn, Diane	64.RD		37,951	-
Veterans Affairs, Department of	Direct		IPA Puthiya Veettil, Dilna Dam	64.RD		31,272	-
Veterans Affairs, Department of	Direct		IPA Putnam, Andrew	64.RD		16,117	-
Veterans Affairs, Department of	Direct		IPA Quinn, Martha	64.RD		15,757	-
Veterans Affairs, Department of	Direct		IPA Quinn, Martha	64.RD		49,136	-
Veterans Affairs, Department of	Direct		IPA Raphael, Yehoash	64.RD		23,028	-
Veterans Affairs, Department of	Direct		IPA Raphael, Yehoash	64.RD		17,046	-
Veterans Affairs, Department of	Direct		IPA S. Waddy 506-24-2-1404-017	64.RD		7,980	-
Veterans Affairs, Department of	Direct		IPA Smith 2023-2024	64.RD		9,044	-
Veterans Affairs, Department of	Direct		IPA Vallance, Laura	64.RD		35,183	-
Veterans Affairs, Department of	Direct		IPA- Waddy, Shaneta	64.RD		45,112	-
Veterans Affairs, Department of	Direct		IPA Waddy, Shaneta F068032.xlsm	64.RD		36,521	-
Veterans Affairs, Department of	Direct		IPA Wang, Jintao	64.RD		72,768	-
Veterans Affairs, Department of	Direct		IPA Wang, Zhuwen	64.RD		24,767	-
Veterans Affairs, Department of	Direct		IPA Wells, Joanna	64.RD		2,214	-
Veterans Affairs, Department of	Direct		IPA Yon, Sarah	64.RD		2,998	-
Veterans Affairs, Department of	Direct		IPA Yon, Sarah	64.RD		67,380	-
Veterans Affairs, Department of	Direct		IPA Zhang, Xiaojie	64.RD		12,220	-
Veterans Affairs, Department of	Direct		IPA Zhu, Ji	64.RD		5,242	-

**University of Michigan
Schedule of Expenditures of Federal Awards
For the Year Ended June 30, 2024**

Cluster Title/Federal Grantor/Program	Type	Pass-Through Grantor	Award Identifier	Assistance Listing Number	Assistance Listing Program Title	Federal Expenditures	Passed-Through to Subrecipients
Veterans Affairs, Department of	Direct		IPA Zick, Suzanna	64.RD		(4,298)	-
Veterans Affairs, Department of	Direct		IPA, Dailey, Shayla	64.RD		21,269	-
Veterans Affairs, Department of	Direct		IPA, Kim, Myra	64.RD		83,977	-
Veterans Affairs, Department of	Direct		IPA-Alzamrooni, Afnan	64.RD		42,844	-
Veterans Affairs, Department of	Direct		IPA-Anderson-Stewart,Marie	64.RD		31,982	-
Veterans Affairs, Department of	Direct		IPA-Ashe, Mikahal	64.RD		4,119	-
Veterans Affairs, Department of	Direct		IPA-Atic,Michael	64.RD		68,250	-
Veterans Affairs, Department of	Direct		IPA-Avery, Erieh	64.RD		26,473	-
Veterans Affairs, Department of	Direct		IPA-Bauer, David	64.RD		43,824	-
Veterans Affairs, Department of	Direct		IPA-Bauer, David	64.RD		19,009	-
Veterans Affairs, Department of	Direct		IPA-Byrd, Kaitland	64.RD		32,558	-
Veterans Affairs, Department of	Direct		IPA-Carver, Kyle	64.RD		36,858	-
Veterans Affairs, Department of	Direct		IPA-Carver, Kyle	64.RD		50,215	-
Veterans Affairs, Department of	Direct		IPA-Cassone, Marco	64.RD		6,834	-
Veterans Affairs, Department of	Direct		IPA-Cassone, Marco	64.RD		20,906	-
Veterans Affairs, Department of	Direct		IPA-Chaudhary, Rajesh	64.RD		49,983	-
Veterans Affairs, Department of	Direct		IPA-Chuikov, Sergei	64.RD		7,714	-
Veterans Affairs, Department of	Direct		IPA-Clines, Katrina	64.RD		11,686	-
Veterans Affairs, Department of	Direct		IPA-DeVries, Raymond	64.RD		(160)	-
Veterans Affairs, Department of	Direct		IPA-Ehrlinger, Rachel	64.RD		5,662	-
Veterans Affairs, Department of	Direct		IPA-Ehrlinger, Rachel (see Sut	64.RD		65,496	-
Veterans Affairs, Department of	Direct		IPA-Engle, Jason	64.RD		64,863	-
Veterans Affairs, Department of	Direct		IPA-Engle, Jason	64.RD		5,969	-
Veterans Affairs, Department of	Direct		IPA-Fattahi, Fatima	64.RD		92,728	-
Veterans Affairs, Department of	Direct		IPA-Gibson, Kristen	64.RD		6,439	-
Veterans Affairs, Department of	Direct		IPA-Gibson, Kristen	64.RD		20,612	-
Veterans Affairs, Department of	Direct		IPA-Godin, Caleb	64.RD		4,880	-
Veterans Affairs, Department of	Direct		IPA-Guo, Chiao	64.RD		43,584	-
Veterans Affairs, Department of	Direct		IPA-Guo, Chiao	64.RD		19,729	-
Veterans Affairs, Department of	Direct		IPA-Ha, Jinkyung	64.RD		6,084	-
Veterans Affairs, Department of	Direct		IPA-Ha, Jinkyung	64.RD		1,990	-
Veterans Affairs, Department of	Direct		IPA-Ha, Jinkyung	64.RD		21,021	-
Veterans Affairs, Department of	Direct		IPA-Haus, Eileen	64.RD		38,545	-
Veterans Affairs, Department of	Direct		IPA-Holcombe, Sven	64.RD		(131)	-
Veterans Affairs, Department of	Direct		IPA-K. Clines	64.RD		30,092	-
Veterans Affairs, Department of	Direct		IPA-K. Clines	64.RD		17,980	-
Veterans Affairs, Department of	Direct		IPA-Lama, Pema	64.RD		12,311	-
Veterans Affairs, Department of	Direct		IPA-Li, Hailong	64.RD		3,920	-
Veterans Affairs, Department of	Direct		IPA-Li, Jie	64.RD		50,374	-
Veterans Affairs, Department of	Direct		IPA-Macleod, Colin	64.RD		31,806	-
Veterans Affairs, Department of	Direct		IPA-Marinetti, Kayla	64.RD		49,490	-
Veterans Affairs, Department of	Direct		IPA-Nowak, Michael	64.RD		1,722	-
Veterans Affairs, Department of	Direct		IPA-Nowak, Michael	64.RD		5,155	-
Veterans Affairs, Department of	Direct		IPA-Ryan, Kerry	64.RD		1,841	-
Veterans Affairs, Department of	Direct		IPA-Sanborn, Cathy	64.RD		1,088	-
Veterans Affairs, Department of	Direct		IPA-Schutz, Amanda	64.RD		25,272	-
Veterans Affairs, Department of	Direct		IPA-Sergei Chuikov	64.RD		83,143	-
Veterans Affairs, Department of	Direct		IPA-Shield, Delaney	64.RD		12,420	-
Veterans Affairs, Department of	Direct		IPA-Song, Brian	64.RD		18,474	-
Veterans Affairs, Department of	Direct		IPA-Suhan, Tahra	64.RD		47,869	-
Veterans Affairs, Department of	Direct		IPA-Sun, Lei	64.RD		24,870	-
Veterans Affairs, Department of	Direct		IPA-Sun, Lei	64.RD		78,124	-
Veterans Affairs, Department of	Direct		IPA-Tatchin, Chelsea	64.RD		27,506	-
Veterans Affairs, Department of	Direct		IPA-Teitz-Tennenbaum, Seagal	64.RD		10,861	-
Veterans Affairs, Department of	Direct		IPA-Teitz-Tennenbaum, Seagal	64.RD		8,624	-
Veterans Affairs, Department of	Direct		IPA-Teitz-Tennenbaum, Seagal	64.RD		45,596	-
Veterans Affairs, Department of	Direct		IPA-Teitz-Tennenbaum, Seagal	64.RD		35,131	-
Veterans Affairs, Department of	Direct		IPA-Teitz-Tennenbaum, Seagal	64.RD		20,384	-
Veterans Affairs, Department of	Direct		IPA-Toma, Mariam	64.RD		13,421	-
Veterans Affairs, Department of	Direct		IPA-Toma, Mariam	64.RD		69,398	-
Veterans Affairs, Department of	Direct		IPA-Turner, Cassandra	64.RD		717	-
Veterans Affairs, Department of	Direct		IPA-Turner, Cassandra	64.RD		13,791	-
Veterans Affairs, Department of	Direct		IPA-Wallner, Lauren	64.RD		2,442	-
Veterans Affairs, Department of	Direct		IPA-Wang, Jintao	64.RD		35,469	-
Veterans Affairs, Department of	Direct		IPA-Weinstein, Julien	64.RD		23,350	-
Veterans Affairs, Department of	Direct		IPA-Wells, Joanna	64.RD		99,411	-
Veterans Affairs, Department of	Direct		IPA-Worley, Matthew	64.RD		33,247	-
Veterans Affairs, Department of	Direct		Kernodle, Stace	64.RD		40,576	-
Veterans Affairs, Department of	Direct		VA - IPA Kakusheva, Olga	64.RD		31,500	-
Veterans Affairs, Department of	Direct		VA IPA - Amanda Huber	64.RD		23,303	-
Veterans Affairs, Department of	Direct		VA IPA - Fen Yu	64.RD		32,075	-
Veterans Affairs, Department of	Direct		VA IPA - Jie Zhu	64.RD		46,847	-
Veterans Affairs, Department of	Direct		VA IPA - Krishna, Aradhna	64.RD		(4,644)	-
Veterans Affairs, Department of	Direct		VA IPA Amanda Huber	64.RD		35,267	-
Veterans Affairs, Department of	Direct		VA IPA Ananda Sen	64.RD		12,824	-
Veterans Affairs, Department of	Direct		VA IPA E. Reck	64.RD		27,610	-

**University of Michigan
Schedule of Expenditures of Federal Awards
For the Year Ended June 30, 2024**

Cluster Title/Federal Grantor/Program	Type	Pass-Through Grantor	Award Identifier	Assistance Listing Number	Assistance Listing Program Title	Federal Expenditures	Passed-Through to Subrecipients
Veterans Affairs, Department of	Direct		VA IPA Lisa Beyer-Duncan	64.RD		14,699	-
Veterans Affairs, Department of	Direct		VA IPA Matthew Schipper	64.RD		47,475	-
Veterans Affairs, Department of	Direct		VA IPA Prieskorn, Diane	64.RD		915	-
Veterans Affairs, Department of	Direct		VA IPA Prieskorn, Diane	64.RD		3,795	-
Veterans Affairs, Department of	Direct		VA IPA Reena Datta	64.RD		53,073	-
Veterans Affairs, Department of	Direct		VA IPA Rick Harris	64.RD		(439)	-
Veterans Affairs, Department of	Direct		VA IPA Shamia Harris	64.RD		(1,168)	-
Veterans Affairs, Department of	Direct		VA IPA Shamia Harris	64.RD		39,488	-
Veterans Affairs, Department of	Direct		VA IPA Suzanna Zick	64.RD		6,064	-
Veterans Affairs, Department of	Direct		VA IPA Zhuwen Wang	64.RD		25,618	-
Veterans Affairs, Department of	Direct		VA IPA-Ardian Coku	64.RD		13,786	-
Veterans Affairs, Department of	Direct		VA IPA-Ardian Coku	64.RD		7,560	-
Veterans Affairs, Department of	Direct		VA IPA-Myra Kim 2022-2023	64.RD		8,453	-
Veterans Affairs, Department of	Direct		VA IPA-S. Im	64.RD		14,415	-
Veterans Affairs, Department of	Direct		VA IPA-S. Im	64.RD		44,451	-
Veterans Affairs, Department of	Direct		VA-IPA - Sara Pasiak	64.RD		47,055	-
Veterans Affairs, Department of	Direct		VA-IPA - Shayla Dailey	64.RD		6,384	-
Veterans Affairs, Department of	Direct		VA-IPA Kerry Ryan	64.RD		4,735	-
			Total Veterans Affairs, Department of			\$ 5,296,269	\$ -
Environmental Protection Agency	Pass-Through	Michigan, State of, Environment, Great Lakes, and Energy, Department of	AQDGG2020P2	66.034	Surveys, Studies, Research, Investigations, Demonstrations, and Special Purpose Activities Relating to the Clean Air Act	\$ (845)	\$ -
Environmental Protection Agency	Pass-Through	Michigan, State of, Environment, Great Lakes, and Energy, Department of	OCE24-UMICH-01	66.046	Climate Pollution Reduction Grants	\$ 15,038	\$ -
Environmental Protection Agency	Pass-Through	Michigan, State of, Environment, Great Lakes, and Energy, Department of	2020-2509	66.469	Geographic Programs - Great Lakes Restoration Initiative	\$ (32,200)	\$ -
Environmental Protection Agency	Pass-Through	Michigan, State of, Health and Human Services, Department of	E20235524-00 CV (GLISA-UM)	66.469	Geographic Programs - Great Lakes Restoration Initiative	10,132	-
Environmental Protection Agency	Pass-Through	Michigan, State of, Health and Human Services, Department of	E20244487-00 GLISA-UM	66.469	Geographic Programs - Great Lakes Restoration Initiative	61,764	-
						\$ 39,696	\$ -
Environmental Protection Agency	Direct		84025601	66.509	Science To Achieve Results (STAR) Research Program	\$ 305,852	\$ 103,677
Environmental Protection Agency	Pass-Through	The University of Texas at Austin	UTAUS-SUB00001099	66.511	Office of Research and Development Consolidated Research/Training/Fellowships	\$ 94,393	\$ -
Environmental Protection Agency	Direct		SU-84015301	66.516	P3 Award: National Student Design Competition for Sustainability	\$ 5,127	\$ -
Environmental Protection Agency	Direct		IPA Mohai, Paul	66.RD		\$ 262,017	\$ -
			Total Environmental Protection Agency			\$ 721,278	\$ 103,677
Nuclear Regulatory Commission	Direct		31310018M0030	77.008	U.S. Nuclear Regulatory Commission Scholarship and Fellowship Program	\$ (4,287)	\$ -
Nuclear Regulatory Commission	Direct		31310021M0001	77.008	U.S. Nuclear Regulatory Commission Scholarship and Fellowship Program	132,230	108,972
Nuclear Regulatory Commission	Direct		31310022M0020	77.008	U.S. Nuclear Regulatory Commission Scholarship and Fellowship Program	79,036	-
Nuclear Regulatory Commission	Direct		31310023M0049	77.008	U.S. Nuclear Regulatory Commission Scholarship and Fellowship Program	342,541	-
Nuclear Regulatory Commission	Direct		31310024M0013	77.008	U.S. Nuclear Regulatory Commission Scholarship and Fellowship Program	25,916	-
						\$ 575,436	\$ 108,972
Nuclear Regulatory Commission	Direct		31310020C0009	77.RD		\$ 197	\$ -
Nuclear Regulatory Commission	Direct		31310020D0007	77.RD		774	-
Nuclear Regulatory Commission	Direct		31310020D0007/31310023F0047	77.RD		341,815	-
Nuclear Regulatory Commission	Pass-Through	Information Systems Laboratories	NRC01-UOM-03-2022	77.RD		52,611	-
			Total Nuclear Regulatory Commission			\$ 395,397	\$ -
						\$ 970,833	\$ 108,972
Energy, Department of	Pass-Through	Virginia Polytechnic Institute and State University dba Virginia Tech	429472-19337	81.008	Cybersecurity, Energy Security & Emergency Response (CESER)	\$ 150,396	\$ -
Energy, Department of	Direct		DE-FG02-08ER15931	81.049	Office of Science Financial Assistance Program	\$ 402,558	\$ -
Energy, Department of	Direct		DE-NA0004030	81.049	Office of Science Financial Assistance Program	209,891	59,475
Energy, Department of	Direct		DE-SC0004871	81.049	Office of Science Financial Assistance Program	326,725	-
Energy, Department of	Direct		DE-SC0004888	81.049	Office of Science Financial Assistance Program	283,916	-
Energy, Department of	Direct		DE-SC0006587	81.049	Office of Science Financial Assistance Program	220,954	-
Energy, Department of	Direct		DE-SC0006628	81.049	Office of Science Financial Assistance Program	253,697	-
Energy, Department of	Direct		DE-SC0007859	81.049	Office of Science Financial Assistance Program	2,257,865	-
Energy, Department of	Direct		DE-SC0008637	81.049	Office of Science Financial Assistance Program	1,878,911	52,053
Energy, Department of	Direct		DE-SC0013393	81.049	Office of Science Financial Assistance Program	210,425	-
Energy, Department of	Direct		DE-SC0013562	81.049	Office of Science Financial Assistance Program	141,320	-
Energy, Department of	Direct		DE-SC0016206	81.049	Office of Science Financial Assistance Program	(76)	-
Energy, Department of	Direct		DE-SC0016384	81.049	Office of Science Financial Assistance Program	157,306	-
Energy, Department of	Direct		DE-SC0016804	81.049	Office of Science Financial Assistance Program	361,368	-
Energy, Department of	Direct		DE-SC0016808	81.049	Office of Science Financial Assistance Program	233,177	43,838
Energy, Department of	Direct		DE-SC0018018	81.049	Office of Science Financial Assistance Program	34,857	-
Energy, Department of	Direct		DE-SC0018173	81.049	Office of Science Financial Assistance Program	53,008	-
Energy, Department of	Direct		DE-SC0018941	81.049	Office of Science Financial Assistance Program	189,510	-
Energy, Department of	Direct		DE-SC0019172	81.049	Office of Science Financial Assistance Program	88,052	-
Energy, Department of	Direct		DE-SC0019184	81.049	Office of Science Financial Assistance Program	215,368	18,277
Energy, Department of	Direct		DE-SC0019193	81.049	Office of Science Financial Assistance Program	839,964	-
Energy, Department of	Direct		DE-SC0019255	81.049	Office of Science Financial Assistance Program	(1,554)	-

**University of Michigan
Schedule of Expenditures of Federal Awards
For the Year Ended June 30, 2024**

Cluster Title/Federal Grantor/Program	Type	Pass-Through Grantor	Award Identifier	Assistance Listing Number	Assistance Listing Program Title	Federal Expenditures	Passed-Through to Subrecipients
Energy, Department of	Direct		DE-SC0020174	81.049	Office of Science Financial Assistance Program	91,917	68,073
Energy, Department of	Direct		DE-SC0020184	81.049	Office of Science Financial Assistance Program	236,929	-
Energy, Department of	Direct		DE-SC0020191	81.049	Office of Science Financial Assistance Program	59,748	-
Energy, Department of	Direct		DE-SC0020226	81.049	Office of Science Financial Assistance Program	351,983	-
Energy, Department of	Direct		DE-SC0020232	81.049	Office of Science Financial Assistance Program	795,360	553,407
Energy, Department of	Direct		DE-SC0020239	81.049	Office of Science Financial Assistance Program	145,959	-
Energy, Department of	Direct		DE-SC0020444	81.049	Office of Science Financial Assistance Program	1,926	-
Energy, Department of	Direct		DE-SC0021008	81.049	Office of Science Financial Assistance Program	224,800	-
Energy, Department of	Direct		DE-SC0021130	81.049	Office of Science Financial Assistance Program	119,168	-
Energy, Department of	Direct		DE-SC0021138	81.049	Office of Science Financial Assistance Program	110,399	-
Energy, Department of	Direct		DE-SC0021171	81.049	Office of Science Financial Assistance Program	122,872	-
Energy, Department of	Direct		DE-SC0021236	81.049	Office of Science Financial Assistance Program	1,304	-
Energy, Department of	Direct		DE-SC0021240	81.049	Office of Science Financial Assistance Program	183,179	-
Energy, Department of	Direct		DE-SC0021288	81.049	Office of Science Financial Assistance Program	(384)	-
Energy, Department of	Direct		DE-SC0021362	81.049	Office of Science Financial Assistance Program	299,332	-
Energy, Department of	Direct		DE-SC0021397	81.049	Office of Science Financial Assistance Program	114,906	-
Energy, Department of	Direct		DE-SC0021398	81.049	Office of Science Financial Assistance Program	58,034	-
Energy, Department of	Direct		DE-SC0022019	81.049	Office of Science Financial Assistance Program	252,520	-
Energy, Department of	Direct		DE-SC0022040	81.049	Office of Science Financial Assistance Program	219,577	-
Energy, Department of	Direct		DE-SC0022109	81.049	Office of Science Financial Assistance Program	156,332	-
Energy, Department of	Direct		DE-SC0022117	81.049	Office of Science Financial Assistance Program	363,871	193,107
Energy, Department of	Direct		DE-SC0022118	81.049	Office of Science Financial Assistance Program	414,816	152,880
Energy, Department of	Direct		DE-SC0022136	81.049	Office of Science Financial Assistance Program	578,361	102,649
Energy, Department of	Direct		DE-SC0022179	81.049	Office of Science Financial Assistance Program	223,773	-
Energy, Department of	Direct		DE-SC0022186	81.049	Office of Science Financial Assistance Program	155,223	-
Energy, Department of	Direct		DE-SC0022189	81.049	Office of Science Financial Assistance Program	21,789	-
Energy, Department of	Direct		DE-SC0022201	81.049	Office of Science Financial Assistance Program	180,697	-
Energy, Department of	Direct		DE-SC0022202	81.049	Office of Science Financial Assistance Program	(801)	-
Energy, Department of	Direct		DE-SC0022241	81.049	Office of Science Financial Assistance Program	576,030	-
Energy, Department of	Direct		DE-SC0022980	81.049	Office of Science Financial Assistance Program	312,750	152,658
Energy, Department of	Direct		DE-SC0022988	81.049	Office of Science Financial Assistance Program	48,088	-
Energy, Department of	Direct		DE-SC0023090	81.049	Office of Science Financial Assistance Program	173,851	-
Energy, Department of	Direct		DE-SC0023110	81.049	Office of Science Financial Assistance Program	181,900	-
Energy, Department of	Direct		DE-SC0023147	81.049	Office of Science Financial Assistance Program	340,217	-
Energy, Department of	Direct		DE-SC0023220	81.049	Office of Science Financial Assistance Program	140,336	-
Energy, Department of	Direct		DE-SC0023222	81.049	Office of Science Financial Assistance Program	367,906	88,580
Energy, Department of	Direct		DE-SC0023325	81.049	Office of Science Financial Assistance Program	32,099	-
Energy, Department of	Direct		DE-SC0023336	81.049	Office of Science Financial Assistance Program	91,776	-
Energy, Department of	Direct		DE-SC0023341	81.049	Office of Science Financial Assistance Program	193,935	-
Energy, Department of	Direct		DE-SC0023438	81.049	Office of Science Financial Assistance Program	2,428,750	1,302,066
Energy, Department of	Direct		DE-SC0023645	81.049	Office of Science Financial Assistance Program	212,437	-
Energy, Department of	Direct		DE-SC0023699	81.049	Office of Science Financial Assistance Program	81,420	10,241
Energy, Department of	Direct		DE-SC0023714	81.049	Office of Science Financial Assistance Program	46,682	-
Energy, Department of	Direct		DE-SC0024142	81.049	Office of Science Financial Assistance Program	188,731	-
Energy, Department of	Direct		DE-SC0024145	81.049	Office of Science Financial Assistance Program	92,524	-
Energy, Department of	Direct		DE-SC0024147	81.049	Office of Science Financial Assistance Program	161,939	-
Energy, Department of	Direct		DE-SC0024217	81.049	Office of Science Financial Assistance Program	1,180	-
Energy, Department of	Direct		DE-SC0024447	81.049	Office of Science Financial Assistance Program	313,236	-
Energy, Department of	Direct		DE-SC0024482	81.049	Office of Science Financial Assistance Program	60,386	20,954
Energy, Department of	Direct		DE-SC0024545	81.049	Office of Science Financial Assistance Program	52,784	-
Energy, Department of	Direct		DE-SC0024562	81.049	Office of Science Financial Assistance Program	53,367	-
Energy, Department of	Direct		DE-SC0024903	81.049	Office of Science Financial Assistance Program	3,000	-
Energy, Department of	Pass-Through	California Institute of Technology	S534341	81.049	Office of Science Financial Assistance Program	308,427	-
Energy, Department of	Pass-Through	Colorado State University	G-10701-02	81.049	Office of Science Financial Assistance Program	37,714	-
Energy, Department of	Pass-Through	Colorado State University	G-20329-01	81.049	Office of Science Financial Assistance Program	88,314	-
Energy, Department of	Pass-Through	Cornell University	140268-22701	81.049	Office of Science Financial Assistance Program	109,057	-
Energy, Department of	Pass-Through	Georgia Institute of Technology	AWD-100498-G19	81.049	Office of Science Financial Assistance Program	153,511	-
Energy, Department of	Pass-Through	H3D, Inc.	H3D-UoM-2022-004-01	81.049	Office of Science Financial Assistance Program	7,626	-
Energy, Department of	Pass-Through	Johns Hopkins University	2005750041	81.049	Office of Science Financial Assistance Program	238,825	-
Energy, Department of	Pass-Through	Krell Institute	Terms of Appointment Agreement	81.049	Office of Science Financial Assistance Program	464	-
Energy, Department of	Pass-Through	Krell Institute	Terms of Appt. YR 2	81.049	Office of Science Financial Assistance Program	3,811	-
Energy, Department of	Pass-Through	Northwestern University	60063257 MICH	81.049	Office of Science Financial Assistance Program	184,719	-
Energy, Department of	Pass-Through	Northwestern University	SP0027267-PROJ0007138	81.049	Office of Science Financial Assistance Program	(19,605)	-
Energy, Department of	Pass-Through	Stanford University	62250323-151362	81.049	Office of Science Financial Assistance Program	(167)	-
Energy, Department of	Pass-Through	State University of New York (SUNY)	82192/2/148574	81.049	Office of Science Financial Assistance Program	95,637	-
Energy, Department of	Pass-Through	The University of Texas at Austin	UTA19-000974	81.049	Office of Science Financial Assistance Program	49,323	-
Energy, Department of	Pass-Through	University of California - Irvine	2022-1824	81.049	Office of Science Financial Assistance Program	176,076	-
Energy, Department of	Pass-Through	University of California - Irvine	2022-1846	81.049	Office of Science Financial Assistance Program	150,706	-
Energy, Department of	Pass-Through	University of California - Santa Barbara	KK2225	81.049	Office of Science Financial Assistance Program	261,934	-
Energy, Department of	Pass-Through	University of Maryland, College Park	118472-Z7134204	81.049	Office of Science Financial Assistance Program	70,089	-
Energy, Department of	Pass-Through	University of Minnesota	A010469806	81.049	Office of Science Financial Assistance Program	20,435	-
Energy, Department of	Pass-Through	University of Minnesota	A010469806	81.049	Office of Science Financial Assistance Program	205,223	-
Energy, Department of	Pass-Through	University of Rochester	SUB00000232 / GR531943	81.049	Office of Science Financial Assistance Program	147,631	-
Energy, Department of	Pass-Through	University of South Carolina	21-4258	81.049	Office of Science Financial Assistance Program	317,726	-
Energy, Department of	Pass-Through	University of Tennessee - Knoxville	A22-0467-S001	81.049	Office of Science Financial Assistance Program	90,397	-
						\$ 22,694,029	\$ 2,818,258

**University of Michigan
Schedule of Expenditures of Federal Awards
For the Year Ended June 30, 2024**

Cluster Title/Federal Grantor/Program	Type	Pass-Through Grantor	Award Identifier	Assistance Listing Number	Assistance Listing Program Title	Federal Expenditures	Passed-Through to Subrecipients
Energy, Department of	Direct		DE-EE0008456	81.086	Conservation Research and Development	\$ 778	\$ -
Energy, Department of	Direct		DE-EE0008723	81.086	Conservation Research and Development	(52,719)	-
Energy, Department of	Direct		DE-EE0008814	81.086	Conservation Research and Development	140,376	-
Energy, Department of	Direct		DE-EE0009402	81.086	Conservation Research and Development	916,353	154,530
Energy, Department of	Direct		DE-EE0009498	81.086	Conservation Research and Development	346,242	-
Energy, Department of	Direct		DE-EE0009688	81.086	Conservation Research and Development	688,909	397,709
Energy, Department of	Direct		DE-EE0010608	81.086	Conservation Research and Development	554,132	-
Energy, Department of	Direct		DE-EE0010618	81.086	Conservation Research and Development	271,162	-
Energy, Department of	Direct		DE-EE0011033	81.086	Conservation Research and Development	18,243	-
Energy, Department of	Pass-Through	North Carolina A & T State University	270195C	81.086	Conservation Research and Development	52,298	-
Energy, Department of	Pass-Through	OLEDWorks	DE-EE0009166	81.086	Conservation Research and Development	(383)	-
Energy, Department of	Pass-Through	The Pennsylvania State University (Penn State)	S002408-USDOE	81.086	Conservation Research and Development	141,488	-
Energy, Department of	Pass-Through	The Water Research Foundation	Project Funding Agreement 5142	81.086	Conservation Research and Development	262,260	-
Energy, Department of	Pass-Through	University of Wisconsin	000002943	81.086	Conservation Research and Development	118,445	-
						<u>\$ 3,457,584</u>	<u>\$ 552,239</u>
Energy, Department of	Direct		DE-EE0008482	81.087	Renewable Energy Research and Development	(2,432)	\$ -
Energy, Department of	Direct		DE-EE0008561	81.087	Renewable Energy Research and Development	210,892	-
Energy, Department of	Direct		DE-EE0009284	81.087	Renewable Energy Research and Development	380,599	87,580
Energy, Department of	Direct		DE-EE0009361	81.087	Renewable Energy Research and Development	167,581	145,417
Energy, Department of	Direct		DE-EE0009376	81.087	Renewable Energy Research and Development	(6,068)	-
Energy, Department of	Direct		DE-EE0009805	81.087	Renewable Energy Research and Development	804,917	185,824
Energy, Department of	Direct		DE-EE0009819	81.087	Renewable Energy Research and Development	20,031	-
Energy, Department of	Direct		DE-EE0010730	81.087	Renewable Energy Research and Development	64,171	-
Energy, Department of	Pass-Through	Arizona State University	ASUB00001567	81.087	Renewable Energy Research and Development	69,128	-
Energy, Department of	Pass-Through	National Offshore Wind Research & Development Consortium (NOWRDC)	131/192898	81.087	Renewable Energy Research and Development	235,658	77,369
Energy, Department of	Pass-Through	Stevens Institute of Technology	2103095-03	81.087	Renewable Energy Research and Development	(21,515)	-
Energy, Department of	Pass-Through	Sustainable Manufacturing Innovation Alliance Corp. dba The ReMade Institute	21-01-SA-5034	81.087	Renewable Energy Research and Development	32,790	-
Energy, Department of	Pass-Through	Sustainable Manufacturing Innovation Alliance Corp. dba The ReMade Institute	21-01-SA-5034	81.087	Renewable Energy Research and Development	12,339	-
Energy, Department of	Pass-Through	University of California, Davis	A22-1852-S005	81.087	Renewable Energy Research and Development	25,668	-
Energy, Department of	Pass-Through	University of California, San Diego	704873	81.087	Renewable Energy Research and Development	43,851	-
						<u>\$ 2,037,610</u>	<u>\$ 496,190</u>
Energy, Department of	Direct		DE-FE0031228	81.089	Fossil Energy Research and Development	(85,203)	\$ -
Energy, Department of	Direct		DE-FE0031773	81.089	Fossil Energy Research and Development	238,138	-
Energy, Department of	Pass-Through	Electric Power Research Institute	10016875	81.089	Fossil Energy Research and Development	18,090	-
						<u>\$ 171,025</u>	<u>\$ -</u>
Energy, Department of	Direct		DE-NA0003869	81.112	Stewardship Science Grant Program	334,467	\$ -
Energy, Department of	Direct		DE-NA0004100	81.112	Stewardship Science Grant Program	214,489	-
Energy, Department of	Direct		DE-NA0004146	81.112	Stewardship Science Grant Program	1,020,241	25,569
Energy, Department of	Direct		DE-NA0004148	81.112	Stewardship Science Grant Program	1,546,811	1,298,912
Energy, Department of	Pass-Through	Cornell University	83228-10967	81.112	Stewardship Science Grant Program	(4,585)	-
Energy, Department of	Pass-Through	Texas A & M University	M1803473	81.112	Stewardship Science Grant Program	142,318	-
Energy, Department of	Pass-Through	The Trustees of Princeton University dba Princeton University	SUB0000541	81.112	Stewardship Science Grant Program	15,195	-
Energy, Department of	Pass-Through	University of Rochester	417539G/ UR FAO GR510909	81.112	Stewardship Science Grant Program	85,740	-
Energy, Department of	Pass-Through	University of Rochester	SUB00000803/GR534365	81.112	Stewardship Science Grant Program	69,368	-
						<u>\$ 3,424,044</u>	<u>\$ 1,324,481</u>
Energy, Department of	Direct		DE-NA0003920	81.113	Defense Nuclear Nonproliferation Research	5,749,874	\$ 3,256,000
Energy, Department of	Pass-Through	Georgia Institute of Technology	AWD-000372-G8	81.113	Defense Nuclear Nonproliferation Research	131,306	-
Energy, Department of	Pass-Through	Massachusetts Institute of Technology	S5483 PO # 680194	81.113	Defense Nuclear Nonproliferation Research	19,511	-
Energy, Department of	Pass-Through	University of Florida	SUB00003933	81.113	Defense Nuclear Nonproliferation Research	55,591	-
						<u>\$ 5,956,282</u>	<u>\$ 3,256,000</u>
Energy, Department of	Direct		DE-NE0000132	81.121	Nuclear Energy Research, Development and Demonstration	6,167	\$ -
Energy, Department of	Direct		DE-NE0008887	81.121	Nuclear Energy Research, Development and Demonstration	27,988	-
Energy, Department of	Direct		DE-NE0008906	81.121	Nuclear Energy Research, Development and Demonstration	62,258	-
Energy, Department of	Direct		DE-NE0008908	81.121	Nuclear Energy Research, Development and Demonstration	48,769	-
Energy, Department of	Direct		DE-NE0008975	81.121	Nuclear Energy Research, Development and Demonstration	177,852	105,678
Energy, Department of	Direct		DE-NE0008976	81.121	Nuclear Energy Research, Development and Demonstration	205,916	38,685
Energy, Department of	Direct		DE-NE0009078	81.121	Nuclear Energy Research, Development and Demonstration	369,551	-
Energy, Department of	Direct		DE-NE0009137	81.121	Nuclear Energy Research, Development and Demonstration	230,687	76,977
Energy, Department of	Direct		DE-NE0009287	81.121	Nuclear Energy Research, Development and Demonstration	255,769	-
Energy, Department of	Direct		DE-NE0009289	81.121	Nuclear Energy Research, Development and Demonstration	240,584	-
Energy, Department of	Direct		DE-NE0009305	81.121	Nuclear Energy Research, Development and Demonstration	92,029	-
Energy, Department of	Direct		DE-NE0009320	81.121	Nuclear Energy Research, Development and Demonstration	1,208,047	772,673
Energy, Department of	Direct		DE-NE0009382	81.121	Nuclear Energy Research, Development and Demonstration	247,963	9,924
Energy, Department of	Direct		DE-NE0009403	81.121	Nuclear Energy Research, Development and Demonstration	58,889	4,851
Energy, Department of	Direct		DE-NE0009410	81.121	Nuclear Energy Research, Development and Demonstration	155,954	52,023
Energy, Department of	Direct		DE-NE0009413	81.121	Nuclear Energy Research, Development and Demonstration	104,478	30,803
Energy, Department of	Direct		DE-NE0009417	81.121	Nuclear Energy Research, Development and Demonstration	9,186	-
Energy, Department of	Direct		DE-NE0009419	81.121	Nuclear Energy Research, Development and Demonstration	391,471	252,723
Energy, Department of	Direct		DE-NE0009424	81.121	Nuclear Energy Research, Development and Demonstration	140,465	-
Energy, Department of	Pass-Through	Boise State University	10948-PO142946	81.121	Nuclear Energy Research, Development and Demonstration	27,385	-
Energy, Department of	Pass-Through	Massachusetts Institute of Technology	S5499 P.O. # 658289	81.121	Nuclear Energy Research, Development and Demonstration	327,343	-
Energy, Department of	Pass-Through	Massachusetts Institute of Technology	s5884 PO 831578	81.121	Nuclear Energy Research, Development and Demonstration	162,379	-
Energy, Department of	Pass-Through	Oregon State University	G0188A-A	81.121	Nuclear Energy Research, Development and Demonstration	143,412	-
Energy, Department of	Pass-Through	Texas A & M University	M2300677	81.121	Nuclear Energy Research, Development and Demonstration	53,941	-
Energy, Department of	Pass-Through	The Pennsylvania State University (Penn State)	S001258-USDOE	81.121	Nuclear Energy Research, Development and Demonstration	61,272	-
Energy, Department of	Pass-Through	University of New Mexico	327121-871E	81.121	Nuclear Energy Research, Development and Demonstration	(36,908)	-

**University of Michigan
Schedule of Expenditures of Federal Awards
For the Year Ended June 30, 2024**

Cluster Title/Federal Grantor/Program	Type	Pass-Through Grantor	Award Identifier	Assistance Listing Number	Assistance Listing Program Title	Federal Expenditures	Passed-Through to Subrecipients
Energy, Department of	Pass-Through	University of Oklahoma	2023-43	81.121	Nuclear Energy Research, Development and Demonstration	277,937	-
Energy, Department of	Pass-Through	University of Wisconsin	000000950	81.121	Nuclear Energy Research, Development and Demonstration	15,979	-
Energy, Department of	Pass-Through	University of Wisconsin	0000003445	81.121	Nuclear Energy Research, Development and Demonstration	1,123	-
Energy, Department of	Pass-Through	University of Wyoming	23-1328-SUB02	81.121	Nuclear Energy Research, Development and Demonstration	31,094	-
Energy, Department of	Pass-Through	Vanderbilt University	UNIV61088	81.121	Nuclear Energy Research, Development and Demonstration	4,911	-
						\$ 5,103,891	\$ 1,344,337
Energy, Department of	Direct		DE-AR0001297	81.135	Advanced Research Projects Agency - Energy	\$ 765,184	\$ 46,489
Energy, Department of	Direct		DE-AR0001371	81.135	Advanced Research Projects Agency - Energy	91,758	-
Energy, Department of	Direct		DE-AR0001413	81.135	Advanced Research Projects Agency - Energy	9,740	-
Energy, Department of	Direct		DE-AR0001438	81.135	Advanced Research Projects Agency - Energy	1,540,045	825,272
Energy, Department of	Direct		DE-AR0001534	81.135	Advanced Research Projects Agency - Energy	840,536	399,671
Energy, Department of	Direct		DE-AR0001553	81.135	Advanced Research Projects Agency - Energy	323,176	-
Energy, Department of	Direct		DE-AR0001734	81.135	Advanced Research Projects Agency - Energy	196,251	-
Energy, Department of	Direct		DE-AR0001735	81.135	Advanced Research Projects Agency - Energy	493,402	-
Energy, Department of	Pass-Through	LanzaTech	DE-FOA-002387	81.135	Advanced Research Projects Agency - Energy	137,997	-
Energy, Department of	Pass-Through	Massachusetts Institute of Technology	S5695 PO#772490	81.135	Advanced Research Projects Agency - Energy	254,918	-
Energy, Department of	Pass-Through	University of California, Davis	A24-0767-S002	81.135	Advanced Research Projects Agency - Energy	24,614	-
Energy, Department of	Pass-Through	University of North Texas	GF710150-2	81.135	Advanced Research Projects Agency - Energy	91,162	-
Energy, Department of	Pass-Through	University of Virginia	GR101973.SUB00000723	81.135	Advanced Research Projects Agency - Energy	231,878	-
						\$ 5,000,661	\$ 1,271,432
Energy, Department of	Direct		2024 HCC	81.RD		2,507	\$ -
Energy, Department of	Direct		Acceptance Form	81.RD		211	-
Energy, Department of	Direct		Prize Acceptance Form	81.RD		7,722	-
Energy, Department of	Direct		DE-SC0024538	81.RD		68,666	-
Energy, Department of	Direct		DE-SC0024546	81.RD		203,584	-
Energy, Department of	Pass-Through	Alliance for Sustainable Energy, LLC	SUB-2023-10165	81.RD		124,116	-
Energy, Department of	Pass-Through	Alliance for Sustainable Energy, LLC	SUB-2023-10483	81.RD		48,764	-
Energy, Department of	Pass-Through	American Society for Engineering Education (ASEE)	Year 1 Good Faith Agreement	81.RD		82,188	-
Energy, Department of	Pass-Through	Ames National Laboratory	SC-23-590	81.RD		49,808	-
Energy, Department of	Pass-Through	Arbor Batteries, Inc.	Roundtable Research Agreement	81.RD		30,271	-
Energy, Department of	Pass-Through	Argonne National Laboratory	8F-30021	81.RD		56,148	-
Energy, Department of	Pass-Through	Battelle Energy Alliance, LLC	0196971	81.RD		9,768	-
Energy, Department of	Pass-Through	Battelle Energy Alliance, LLC	243668	81.RD		9,405	-
Energy, Department of	Pass-Through	Battelle Energy Alliance, LLC	254409	81.RD		149,122	-
Energy, Department of	Pass-Through	Battelle Energy Alliance, LLC	257914	81.RD		42,955	-
Energy, Department of	Pass-Through	Battelle Energy Alliance, LLC	263751	81.RD		41,233	-
Energy, Department of	Pass-Through	Battelle Energy Alliance, LLC	264370	81.RD		77,887	-
Energy, Department of	Pass-Through	Battelle Energy Alliance, LLC	276691	81.RD		62,795	-
Energy, Department of	Pass-Through	Battelle Energy Alliance, LLC	278431	81.RD		88,766	-
Energy, Department of	Pass-Through	Battelle Energy Alliance, LLC	279584	81.RD		99,755	-
Energy, Department of	Pass-Through	Battelle Energy Alliance, LLC	280857	81.RD		74,206	-
Energy, Department of	Pass-Through	Battelle Energy Alliance, LLC	282900	81.RD		100,307	-
Energy, Department of	Pass-Through	Battelle Energy Alliance, LLC	295251	81.RD		53,015	-
Energy, Department of	Pass-Through	Battelle Energy Alliance, LLC	296034	81.RD		56,529	-
Energy, Department of	Pass-Through	Battelle Energy Alliance, LLC	297348	81.RD		64,050	-
Energy, Department of	Pass-Through	Battelle Energy Alliance, LLC	297395	81.RD		3,334	-
Energy, Department of	Pass-Through	Battelle Energy Alliance, LLC	299070	81.RD		4,188	-
Energy, Department of	Pass-Through	Battelle Energy Alliance, LLC	299105	81.RD		20,941	-
Energy, Department of	Pass-Through	Battelle Energy Alliance, LLC	300297	81.RD		22,928	-
Energy, Department of	Pass-Through	Battelle Energy Alliance, LLC	301034	81.RD		22,179	-
Energy, Department of	Pass-Through	Battelle Energy Alliance, LLC	CONTRACT NO. 294727	81.RD		81,570	-
Energy, Department of	Pass-Through	Battelle Energy Alliance, LLC	DE-AC07-05ID14517	81.RD		37,477	-
Energy, Department of	Pass-Through	Battelle Energy Alliance, LLC	NO. 290992	81.RD		4,263	-
Energy, Department of	Pass-Through	Battelle Energy Alliance, LLC	Subcontract No. 236962	81.RD		86,902	-
Energy, Department of	Pass-Through	Battelle Memorial Institute	503934	81.RD		21,265	-
Energy, Department of	Pass-Through	Battelle Memorial Institute	604746	81.RD		87,279	-
Energy, Department of	Pass-Through	Battelle Memorial Institute	621004	81.RD		16,989	-
Energy, Department of	Pass-Through	Battelle Memorial Institute	682179	81.RD		35,000	-
Energy, Department of	Pass-Through	Battelle Savannah River Alliance, LLC	0000500456	81.RD		130,178	-
Energy, Department of	Pass-Through	Brookhaven National Laboratory	432323	81.RD		220,706	-
Energy, Department of	Pass-Through	Brookhaven Science Associates, LLC	326127	81.RD		52,739	-
Energy, Department of	Pass-Through	Brookhaven Science Associates, LLC	380767	81.RD		55,085	-
Energy, Department of	Pass-Through	Brookhaven Science Associates, LLC	420498	81.RD		183,328	-
Energy, Department of	Pass-Through	Consolidated Nuclear Security, LLC	4300179550	81.RD		4,210	-
Energy, Department of	Pass-Through	Fermi National Accelerator Laboratory	704707	81.RD		85,746	-
Energy, Department of	Pass-Through	Fermi Research Alliance, LLC (FRA)	685034	81.RD		37,843	-
Energy, Department of	Pass-Through	Fermi Research Alliance, LLC (FRA)	709985	81.RD		32,337	-
Energy, Department of	Pass-Through	Fermi Research Alliance, LLC (FRA)	FNAL-LDRD-2020-034	81.RD		1,123	-
Energy, Department of	Pass-Through	General Electric Company	PO # 401184326	81.RD		61,581	-
Energy, Department of	Pass-Through	Great Lakes Water Authority (GLWA)	2302368	81.RD		6,120	-
Energy, Department of	Pass-Through	GTI Energy	Subcontract SR127	81.RD		77,809	-
Energy, Department of	Pass-Through	Integrated Sensors, LLC	DESC0019597	81.RD		122,305	-
Energy, Department of	Pass-Through	Lawrence Berkeley National Laboratory	7700372	81.RD		43,514	-
Energy, Department of	Pass-Through	Lawrence Berkeley National Laboratory	7720033	81.RD		6,091	-
Energy, Department of	Pass-Through	Lawrence Berkeley National Laboratory	7738802	81.RD		87,318	-
Energy, Department of	Pass-Through	Lawrence Berkeley National Laboratory	7746011	81.RD		10,330	-

**University of Michigan
Schedule of Expenditures of Federal Awards
For the Year Ended June 30, 2024**

Cluster Title/Federal Grantor/Program	Type	Pass-Through Grantor	Award Identifier	Assistance Listing Number	Assistance Listing Program Title	Federal Expenditures	Passed-Through to Subrecipients
Energy, Department of	Pass-Through	Lawrence Livermore National Laboratory	B652829	81.RD		57,925	-
Energy, Department of	Pass-Through	Lawrence Livermore National Laboratory	B655949	81.RD		73,700	-
Energy, Department of	Pass-Through	Lawrence Livermore National Laboratory	B656205	81.RD		86,949	-
Energy, Department of	Pass-Through	Lawrence Livermore National Laboratory	B656721	81.RD		178,195	-
Energy, Department of	Pass-Through	Lawrence Livermore National Laboratory	B657746	81.RD		150,719	-
Energy, Department of	Pass-Through	Lawrence Livermore National Laboratory	B661724	81.RD		33,522	-
Energy, Department of	Pass-Through	Lawrence Livermore National Security, LLC	B648040	81.RD		56,683	-
Energy, Department of	Pass-Through	Lawrence Livermore National Security, LLC	B650779	81.RD		34,492	-
Energy, Department of	Pass-Through	Lawrence Livermore National Security, LLC	B651049	81.RD		(5,654)	-
Energy, Department of	Pass-Through	Lawrence Livermore National Security, LLC	B651167	81.RD		21,441	-
Energy, Department of	Pass-Through	Lawrence Livermore National Security, LLC	B655960	81.RD		183,068	-
Energy, Department of	Pass-Through	Los Alamos National Laboratory	C3710	81.RD		84,055	-
Energy, Department of	Pass-Through	Los Alamos National Laboratory	C4131	81.RD		31,446	-
Energy, Department of	Pass-Through	Lumileds, LLC	LLB - 2552016127	81.RD		169,255	-
Energy, Department of	Pass-Through	National Technology and Engineering Solutions of Sandia LLC (NTESS)	1868723	81.RD		21,076	-
Energy, Department of	Pass-Through	National Technology and Engineering Solutions of Sandia LLC (NTESS)	1868723- PO 2206928	81.RD		40,481	-
Energy, Department of	Pass-Through	National Technology and Engineering Solutions of Sandia LLC (NTESS)	2245236	81.RD		5,345	-
Energy, Department of	Pass-Through	National Technology and Engineering Solutions of Sandia LLC (NTESS)	2305233	81.RD		158,907	-
Energy, Department of	Pass-Through	National Technology and Engineering Solutions of Sandia LLC (NTESS)	2311927	81.RD		53,617	-
Energy, Department of	Pass-Through	National Technology and Engineering Solutions of Sandia LLC (NTESS)	2347041	81.RD		69,523	-
Energy, Department of	Pass-Through	National Technology and Engineering Solutions of Sandia LLC (NTESS)	2403184	81.RD		190,545	-
Energy, Department of	Pass-Through	National Technology and Engineering Solutions of Sandia LLC (NTESS)	2412584	81.RD		46,135	-
Energy, Department of	Pass-Through	National Technology and Engineering Solutions of Sandia LLC (NTESS)	2412587	81.RD		142,434	-
Energy, Department of	Pass-Through	National Technology and Engineering Solutions of Sandia LLC (NTESS)	2422595	81.RD		78,303	-
Energy, Department of	Pass-Through	National Technology and Engineering Solutions of Sandia LLC (NTESS)	2566915	81.RD		39,057	-
Energy, Department of	Pass-Through	National Technology and Engineering Solutions of Sandia LLC (NTESS)	P.O. # 2224730	81.RD		190,266	-
Energy, Department of	Pass-Through	National Technology and Engineering Solutions of Sandia LLC (NTESS)	P.O. 2318239	81.RD		43,649	-
Energy, Department of	Pass-Through	National Technology and Engineering Solutions of Sandia LLC (NTESS)	PO 2347041	81.RD		20,028	-
Energy, Department of	Pass-Through	National Technology and Engineering Solutions of Sandia LLC (NTESS)	PO 2531972	81.RD		41,439	-
Energy, Department of	Pass-Through	National Technology and Engineering Solutions of Sandia LLC (NTESS)	PO 2580754	81.RD		12,487	-
Energy, Department of	Pass-Through	Oak Ridge National Laboratory	CW43079	81.RD		127,275	-
Energy, Department of	Pass-Through	Oak Ridge National Laboratory	CW51346	81.RD		111,281	-
Energy, Department of	Pass-Through	Oak Ridge National Laboratory	CW52278	81.RD		52,817	-
Energy, Department of	Pass-Through	Pacific Northwest National Laboratory	604756	81.RD		(1,945)	-
Energy, Department of	Pass-Through	Pacific Ocean Energy Trust	Network Facility Agreement	81.RD		132,161	-
Energy, Department of	Pass-Through	Princeton Plasma Physics Laboratory	P240002183 (AGR-2463)	81.RD		81,984	-
Energy, Department of	Pass-Through	SAVANNAH RIVER NUCLEAR SOLUTIONS LLC	PO # 0000658850	81.RD		46,672	-
Energy, Department of	Pass-Through	Stanford University	216530	81.RD		35,947	-
Energy, Department of	Pass-Through	Sustainable Manufacturing Innovation Alliance Corp. (SMIA)	20-01-DE-4030	81.RD		345,600	-
Energy, Department of	Pass-Through	TechSource, Inc.	212M02-UMIC	81.RD		288,008	-
Energy, Department of	Pass-Through	Texas A & M University	M2102196	81.RD		42,176	-
Energy, Department of	Pass-Through	The Ohio State University	GR122679/SPC-1000004573	81.RD		184,325	-
Energy, Department of	Pass-Through	The Ohio State University	GR124238/SPC-1000005228	81.RD		58,281	-
Energy, Department of	Pass-Through	Theia Scientific, LLC	Research Agreement	81.RD		147,608	-
Energy, Department of	Pass-Through	Triad National Security, LLC	20633	81.RD		22,313	-
Energy, Department of	Pass-Through	Triad National Security, LLC	20653	81.RD		7,084	-
Energy, Department of	Pass-Through	Triad National Security, LLC	22053	81.RD		41,745	-
Energy, Department of	Pass-Through	Triad National Security, LLC	487270	81.RD		496,639	165,256
Energy, Department of	Pass-Through	Triad National Security, LLC	540415	81.RD		57,958	-
Energy, Department of	Pass-Through	Triad National Security, LLC	612552	81.RD		186,298	-
Energy, Department of	Pass-Through	Triad National Security, LLC	C3687	81.RD		34,578	-
Energy, Department of	Pass-Through	Triad National Security, LLC	C3704	81.RD		375,350	-
Energy, Department of	Pass-Through	Triad National Security, LLC	C3704	81.RD		1,036,119	-
Energy, Department of	Pass-Through	Triad National Security, LLC	C3985	81.RD		37,398	-
Energy, Department of	Pass-Through	Triad National Security, LLC	C4364	81.RD		65,154	-
Energy, Department of	Pass-Through	Triad National Security, LLC	CW37584/C3986	81.RD		92,698	-
Energy, Department of	Pass-Through	UChicago Argonne, LLC	3F-60074	81.RD		65,955	-
Energy, Department of	Pass-Through	UChicago Argonne, LLC	4F-60032	81.RD		12,261	-
Energy, Department of	Pass-Through	UChicago Argonne, LLC	8F-30147	81.RD		(9,372)	-
Energy, Department of	Pass-Through	UChicago Argonne, LLC	NO. 4F-60020	81.RD		66,521	-
Energy, Department of	Pass-Through	University at Albany	3-87578	81.RD		99,493	-
Energy, Department of	Pass-Through	University of California - Berkeley	7234031	81.RD		151,214	-
Energy, Department of	Pass-Through	University of California - Berkeley	7342299	81.RD		32,092	-
Energy, Department of	Pass-Through	University of California - Berkeley	7588260	81.RD		89,636	-
Energy, Department of	Pass-Through	University of California - Berkeley	7617834	81.RD		214,644	23,522
Energy, Department of	Pass-Through	University of California - Berkeley	7618899	81.RD		122,836	-
Energy, Department of	Pass-Through	University of California - Berkeley	7647075	81.RD		134,917	-
Energy, Department of	Pass-Through	University of California - Berkeley	7729258	81.RD		27,560	-
Energy, Department of	Pass-Through	University of California - Berkeley	7759372	81.RD		5,600	-
Energy, Department of	Pass-Through	University of North Carolina Charlotte	20220101-01-UMI	81.RD		61,429	-
Energy, Department of	Pass-Through	University of Toledo	F-2021-6	81.RD		(413)	-
Energy, Department of	Pass-Through	UT-Battelle, LLC	274489	81.RD		14,963	-
Energy, Department of	Pass-Through	UT-Battelle, LLC	4000178751	81.RD		61,811	-
Energy, Department of	Pass-Through	UT-Battelle, LLC	4000185584	81.RD		312,412	-
Energy, Department of	Pass-Through	UT-Battelle, LLC	4000193503	81.RD		93,054	-
Energy, Department of	Pass-Through	UT-Battelle, LLC	4000201746/CW8918	81.RD		57,436	-

University of Michigan
Schedule of Expenditures of Federal Awards
For the Year Ended June 30, 2024

Cluster Title/Federal Grantor/Program	Type	Pass-Through Grantor	Award Identifier	Assistance Listing Number	Assistance Listing Program Title	Federal Expenditures	Passed-Through to Subrecipients
Energy, Department of	Pass-Through	UT-Battelle, LLC	contract # 4000162123	81.RD		30,744	-
Energy, Department of	Pass-Through	UT-Battelle, LLC	CW39512	81.RD		35,559	-
Energy, Department of	Pass-Through	UT-Battelle, LLC	CW40724	81.RD		33,111	-
Energy, Department of	Pass-Through	UT-Battelle, LLC	CW42730	81.RD		36,631	-
Energy, Department of	Pass-Through	UT-Battelle, LLC	CW44749	81.RD		112,709	-
Energy, Department of	Pass-Through	UT-Battelle, LLC	CW52373	81.RD		50,996	-
Energy, Department of	Pass-Through	Virginia Polytechnic Institute and State University dba Virginia Tech	361268-19337	81.RD		22,421	-
Energy, Department of	Pass-Through	American Physical Society	CWC-089	81.RD		32,849	-
						\$ 11,650,137	\$ 188,778
			Total Energy, Department of			\$ 59,645,659	\$ 11,251,715
Education, Department of	Direct		P015A180108	84.015	National Resource Centers Program for Foreign Language and Area Studies or Foreign Language and International Studies Program and Foreign Language and Area Studies Fellowship Program	\$ 44,754	\$ -
Education, Department of	Direct		P015A180114	84.015	National Resource Centers Program for Foreign Language and Area Studies or Foreign Language and International Studies Program and Foreign Language and Area Studies Fellowship Program	23,407	-
Education, Department of	Direct		P015A220006	84.015	National Resource Centers Program for Foreign Language and Area Studies or Foreign Language and International Studies Program and Foreign Language and Area Studies Fellowship Program	294,602	-
Education, Department of	Direct		P015A220009	84.015	National Resource Centers Program for Foreign Language and Area Studies or Foreign Language and International Studies Program and Foreign Language and Area Studies Fellowship Program	253,246	-
Education, Department of	Direct		P015A220026	84.015	National Resource Centers Program for Foreign Language and Area Studies or Foreign Language and International Studies Program and Foreign Language and Area Studies Fellowship Program	239,240	18,627
Education, Department of	Direct		P015A230010	84.015	National Resource Centers Program for Foreign Language and Area Studies or Foreign Language and International Studies Program and Foreign Language and Area Studies Fellowship Program	170,661	-
Education, Department of	Direct		P015A230023	84.015	National Resource Centers Program for Foreign Language and Area Studies or Foreign Language and International Studies Program and Foreign Language and Area Studies Fellowship Program	184,053	-
Education, Department of	Direct		P015A230028	84.015	National Resource Centers Program for Foreign Language and Area Studies or Foreign Language and International Studies Program and Foreign Language and Area Studies Fellowship Program	74,721	4,348
Education, Department of	Direct		P015B180105	84.015	National Resource Centers Program for Foreign Language and Area Studies or Foreign Language and International Studies Program and Foreign Language and Area Studies Fellowship Program	2,250	-
Education, Department of	Direct		P015B180106	84.015	National Resource Centers Program for Foreign Language and Area Studies or Foreign Language and International Studies Program and Foreign Language and Area Studies Fellowship Program	500	-
Education, Department of	Direct		P015B180107	84.015	National Resource Centers Program for Foreign Language and Area Studies or Foreign Language and International Studies Program and Foreign Language and Area Studies Fellowship Program	33,000	-
Education, Department of	Direct		P015B180108	84.015	National Resource Centers Program for Foreign Language and Area Studies or Foreign Language and International Studies Program and Foreign Language and Area Studies Fellowship Program	74,250	-
Education, Department of	Direct		P015B180110	84.015	National Resource Centers Program for Foreign Language and Area Studies or Foreign Language and International Studies Program and Foreign Language and Area Studies Fellowship Program	(7,250)	-
Education, Department of	Direct		P015B180114	84.015	National Resource Centers Program for Foreign Language and Area Studies or Foreign Language and International Studies Program and Foreign Language and Area Studies Fellowship Program	1,250	-
Education, Department of	Direct		P015B220008	84.015	National Resource Centers Program for Foreign Language and Area Studies or Foreign Language and International Studies Program and Foreign Language and Area Studies Fellowship Program	300,390	-
Education, Department of	Direct		P015B220009	84.015	National Resource Centers Program for Foreign Language and Area Studies or Foreign Language and International Studies Program and Foreign Language and Area Studies Fellowship Program	194,921	-

**University of Michigan
Schedule of Expenditures of Federal Awards
For the Year Ended June 30, 2024**

Cluster Title/Federal Grantor/Program	Type	Pass-Through Grantor	Award Identifier	Assistance Listing Number	Assistance Listing Program Title	Federal Expenditures	Passed-Through to Subrecipients
Education, Department of	Direct		P015B220023	84.015	National Resource Centers Program for Foreign Language and Area Studies or Foreign Language and International Studies Program and Foreign Language and Area Studies Fellowship Program	350,250	-
Education, Department of	Direct		P015B220024	84.015	National Resource Centers Program for Foreign Language and Area Studies or Foreign Language and International Studies Program and Foreign Language and Area Studies Fellowship Program	194,165	-
Education, Department of	Direct		P015B220026	84.015	National Resource Centers Program for Foreign Language and Area Studies or Foreign Language and International Studies Program and Foreign Language and Area Studies Fellowship Program	343,260	-
Education, Department of	Direct		P015B220030-24	84.015	National Resource Centers Program for Foreign Language and Area Studies or Foreign Language and International Studies Program and Foreign Language and Area Studies Fellowship Program	283,172	-
						\$ 3,054,842	\$ 22,975
Education, Department of	Direct		P019A220003	84.019	Overseas Programs - Faculty Research Abroad	127,145	-
Education, Department of	Direct		P022A200018	84.022	Overseas Programs - Doctoral Dissertation Research Abroad	(5,343)	-
Education, Department of	Direct		P022A210007	84.022	Overseas Programs - Doctoral Dissertation Research Abroad	7,801	-
Education, Department of	Direct		P022A220018	84.022	Overseas Programs - Doctoral Dissertation Research Abroad	30,889	-
						\$ 33,347	\$ -
Education, Department of	Direct		P200A220004	84.200	Graduate Assistance in Areas of National Need	35,887	-
Education, Department of	Direct		R305A170489	84.305	Education Research, Development and Dissemination	21,001	-
Education, Department of	Direct		R305A200046-24	84.305	Education Research, Development and Dissemination	109,847	-
Education, Department of	Direct		R305A200221	84.305	Education Research, Development and Dissemination	199,677	85,851
Education, Department of	Direct		R305A220036	84.305	Education Research, Development and Dissemination	356,534	97,839
Education, Department of	Direct		R305A220070-24	84.305	Education Research, Development and Dissemination	590,031	80,705
Education, Department of	Direct		R305A220073 -24	84.305	Education Research, Development and Dissemination	1,123,783	513,747
Education, Department of	Direct		R305B200011-24	84.305	Education Research, Development and Dissemination	647,626	-
Education, Department of	Direct		R305D210029	84.305	Education Research, Development and Dissemination	253,715	90,753
Education, Department of	Direct		R305D210031-23	84.305	Education Research, Development and Dissemination	217,385	97,755
Education, Department of	Direct		R305S240001	84.305	Education Research, Development and Dissemination	85,415	-
Education, Department of	Pass-Through	MDRC	R305N160018	84.305	Education Research, Development and Dissemination	4,314	-
Education, Department of	Pass-Through	Michigan State University (MSU)	RC109914-UM	84.305	Education Research, Development and Dissemination	397,901	-
Education, Department of	Pass-Through	Texas, State of	2022-2023 ADSY	84.305	Education Research, Development and Dissemination	(11,564)	-
Education, Department of	Pass-Through	Texas, State of	SAS# A800-24	84.305	Education Research, Development and Dissemination	102,055	-
Education, Department of	Pass-Through	University of Washington	UWSC12172	84.305	Education Research, Development and Dissemination	74,766	-
Education, Department of	Pass-Through	University of Wisconsin	0000001648	84.305	Education Research, Development and Dissemination	96,522	-
Education, Department of	Pass-Through	Urban Institute, The	102445-0001-UM-01	84.305	Education Research, Development and Dissemination	38,492	-
Education, Department of	Pass-Through	Vanderbilt University	OSA00000126	84.305	Education Research, Development and Dissemination	157,309	-
						\$ 4,464,809	\$ 966,650
Education, Department of	Direct		R324B220001 - 24	84.324	Research in Special Education	213,415	-
Education, Department of	Pass-Through	The Ohio State University	SPC-1000007493 GR130375	84.324	Research in Special Education	36,672	-
Education, Department of	Pass-Through	University of Kansas	FY2019-109	84.324	Research in Special Education	37,872	-
Education, Department of	Pass-Through	University of Kansas	FY2022-082	84.324	Research in Special Education	49,311	-
						\$ 337,270	\$ -
Education, Department of	Pass-Through	Michigan, State of, Labor and Economic Opportunity, Department of	22-00-11	84.334	Gaining Early Awareness and Readiness for Undergraduate Programs	(113,704)	-
Education, Department of	Pass-Through	Michigan, State of, Labor and Economic Opportunity, Department of	22-00-13	84.334	Gaining Early Awareness and Readiness for Undergraduate Programs	(43,667)	-
Education, Department of	Pass-Through	Michigan, State of, Labor and Economic Opportunity, Department of	22WS05	84.334	Gaining Early Awareness and Readiness for Undergraduate Programs	24,391	-
Education, Department of	Pass-Through	Michigan, State of, Labor and Economic Opportunity, Department of	23-00-11	84.334	Gaining Early Awareness and Readiness for Undergraduate Programs	130,442	-
Education, Department of	Pass-Through	Michigan, State of, Labor and Economic Opportunity, Department of	23-00-13	84.334	Gaining Early Awareness and Readiness for Undergraduate Programs	53,672	-
Education, Department of	Pass-Through	Michigan, State of, Labor and Economic Opportunity, Department of	23-00-17	84.334	Gaining Early Awareness and Readiness for Undergraduate Programs	28,279	-
Education, Department of	Pass-Through	Michigan, State of, Labor and Economic Opportunity, Department of	24-00-11	84.334	Gaining Early Awareness and Readiness for Undergraduate Programs	213,251	-
Education, Department of	Pass-Through	Michigan, State of, Labor and Economic Opportunity, Department of	24-00-13	84.334	Gaining Early Awareness and Readiness for Undergraduate Programs	45,632	-
Education, Department of	Pass-Through	Michigan, State of, Labor and Economic Opportunity, Department of	24-00-17	84.334	Gaining Early Awareness and Readiness for Undergraduate Programs	140,404	-
Education, Department of	Pass-Through	Michigan, State of, Labor and Economic Opportunity, Department of	24-00-20	84.334	Gaining Early Awareness and Readiness for Undergraduate Programs	115,432	-
Education, Department of	Pass-Through	Michigan, State of, Labor and Economic Opportunity, Department of	24WS05 24-00	84.334	Gaining Early Awareness and Readiness for Undergraduate Programs	99,784	-
						\$ 693,916	\$ -
Education, Department of	Pass-Through	Manilaq Association	Research Agreement	84.356	Alaska Native Educational Programs	11,769	-
Education, Department of	Pass-Through	Michigan, State of, Education, Department of	Independent Contracted Service	84.371	Comprehensive Literacy Development	6,485	-
Education, Department of	Pass-Through	Michigan, State of, Education, Department of	Independent Contracted Service	84.371	Comprehensive Literacy Development	29,728	-
						\$ 36,213	\$ -
Education, Department of	Pass-Through	Michigan, State of, Education, Department of	SLDS Researcher Collaborative	84.372	Statewide Longitudinal Data Systems	40,160	-
						\$ 40,160	\$ -

University of Michigan
Schedule of Expenditures of Federal Awards
For the Year Ended June 30, 2024

Cluster Title/Federal Grantor/Program	Type	Pass-Through Grantor	Award Identifier	Assistance Listing Number	Assistance Listing Program Title	Federal Expenditures	Passed-Through to Subrecipients
Education, Department of	Pass-Through	Flint Community Schools	MCAC/Flint 2022-2023	84.RD		\$ 6,522	\$ -
Education, Department of	Pass-Through	Holland Public Schools	MOU 2022-2023	84.RD		6,522	-
Education, Department of	Pass-Through	Jackson Public Schools	MOU 2022-2023	84.RD		6,522	-
Education, Department of	Pass-Through	MDRC	1484-UM-2000-01	84.RD		50,635	-
Education, Department of	Pass-Through	MDRC	1484-UM-2000-01	84.RD		47,052	-
Education, Department of	Pass-Through	National Institute of Statistical Science	Research Agreement	84.RD		757	-
Education, Department of	Pass-Through	Southfield Public Schools	MOU-Southfield Public School D	84.RD		385	-
						<u>\$ 118,395</u>	<u>\$ -</u>
			Total Education, Department of			<u>\$ 8,953,753</u>	<u>\$ 989,625</u>
Health and Human Services, Department of	Direct		5 D85 HP30827-05-00	93.059	Training in General, Pediatric, and Public Health Dentistry	\$ 87,884	\$ -
Health and Human Services, Department of	Direct		5 R01 TS000344-02-00	93.061	Innovations in Applied Public Health Research	\$ 202,230	\$ -
Health and Human Services, Department of	Direct		6 R01 TS000289-03-01	93.061	Innovations in Applied Public Health Research	(6,929)	-
						<u>\$ 195,301</u>	<u>\$ -</u>
Health and Human Services, Department of	Direct		1 U18 DP006712-02-00	93.068	Chronic Diseases: Research, Control, and Prevention	\$ 393,537	\$ 48,294
Health and Human Services, Department of	Pass-Through	Michigan, State of, Health and Human Services, Department of	E20234533-00 BP-STRBURN	93.069	Public Health Emergency Preparedness	\$ 10,361	\$ -
Health and Human Services, Department of	Pass-Through	Michigan, State of, Health and Human Services, Department of	E20241943-00 BM STRBURN_UM	93.069	Public Health Emergency Preparedness	\$ 92,789	\$ -
						<u>\$ 103,150</u>	<u>\$ -</u>
Health and Human Services, Department of	Direct		5 U54CA229974 03	93.077	Family Smoking Prevention and Tobacco Control Act Regulatory Research	\$ 1,069,085	\$ 530,979
Health and Human Services, Department of	Direct		5 NU58DD000025-02-00	93.080	Blood Disorder Program: Prevention, Surveillance, and Research	\$ 366,707	\$ 24,232
Health and Human Services, Department of	Direct		6 NU58DD000014-03-02	93.080	Blood Disorder Program: Prevention, Surveillance, and Research	168,634	62,346
Health and Human Services, Department of	Direct		6 NU58DD000014-03-02	93.080	Blood Disorder Program: Prevention, Surveillance, and Research	19,330	-
Health and Human Services, Department of	Pass-Through	Hemophilia Foundation of Michigan	CDC 446 22-23	93.080	Blood Disorder Program: Prevention, Surveillance, and Research	9,957	-
Health and Human Services, Department of	Pass-Through	Hemophilia Foundation of Michigan	CDC 446 23-24	93.080	Blood Disorder Program: Prevention, Surveillance, and Research	17,534	-
						<u>\$ 582,162</u>	<u>\$ 86,578</u>
Health and Human Services, Department of	Pass-Through	Emory University	A713990	93.084	Prevention of Disease, Disability, and Death by Infectious Diseases	\$ (8,082)	\$ -
Health and Human Services, Department of	Pass-Through	Rush University Medical Center	20012103-Sub01	93.084	Prevention of Disease, Disability, and Death by Infectious Diseases	133,883	-
Health and Human Services, Department of	Pass-Through	Rush University Medical Center	21101410-Sub01	93.084	Prevention of Disease, Disability, and Death by Infectious Diseases	89,704	-
Health and Human Services, Department of	Pass-Through	Stanford University	62318994-148206	93.084	Prevention of Disease, Disability, and Death by Infectious Diseases	58,570	-
Health and Human Services, Department of	Pass-Through	Stanford University	62318994-148206	93.084	Prevention of Disease, Disability, and Death by Infectious Diseases	23,345	-
Health and Human Services, Department of	Pass-Through	The Johns Hopkins Hospital	2005947772	93.084	Prevention of Disease, Disability, and Death by Infectious Diseases	31,596	-
Health and Human Services, Department of	Pass-Through	University of Alabama at Birmingham (UAB)	000540334-SC011	93.084	Prevention of Disease, Disability, and Death by Infectious Diseases	13,039	-
						<u>\$ 342,055</u>	<u>\$ -</u>
Health and Human Services, Department of	Direct		1 ORIIR220075-01-00	93.085	Research on Research Integrity	\$ 192,949	\$ -
Health and Human Services, Department of	Direct		1 U01FD007763-01	93.103	Food and Drug Administration Research	\$ 1,154,746	\$ -
Health and Human Services, Department of	Direct		3 U01 FD007803 01S1	93.103	Food and Drug Administration Research	586,254	-
Health and Human Services, Department of	Direct		5 R01 FD005393-04	93.103	Food and Drug Administration Research	55,121	-
Health and Human Services, Department of	Direct		5 UH3 FD007308-04	93.103	Food and Drug Administration Research	745,879	218,099
Health and Human Services, Department of	Direct		5U01FD007673-02	93.103	Food and Drug Administration Research	110,514	-
Health and Human Services, Department of	Pass-Through	Fourth State LLC	Research Agreement	93.103	Food and Drug Administration Research	15,433	-
Health and Human Services, Department of	Pass-Through	University of Maryland, Baltimore (UMB)	F303447-1 KR19254	93.103	Food and Drug Administration Research	413,252	-
Health and Human Services, Department of	Pass-Through	University of Maryland, Baltimore (UMB)	F303447-1/PO100009179	93.103	Food and Drug Administration Research	(10,230)	-
						<u>\$ 3,070,969</u>	<u>\$ 218,099</u>
Health and Human Services, Department of	Direct		5 H17MC32706-02-00	93.110	Maternal and Child Health Federal Consolidated Programs	\$ 35,782	\$ -
Health and Human Services, Department of	Direct		5 T20 MC07463-15-00	93.110	Maternal and Child Health Federal Consolidated Programs	340	-
Health and Human Services, Department of	Direct		5 T77 MC31740-05-00	93.110	Maternal and Child Health Federal Consolidated Programs	2,356	1,565
Health and Human Services, Department of	Direct		5 T77 MC31740-07-00	93.110	Maternal and Child Health Federal Consolidated Programs	286,911	3,478
Health and Human Services, Department of	Pass-Through	Hemophilia Foundation of Michigan	MCHB 446 23-24	93.110	Maternal and Child Health Federal Consolidated Programs	34,257	-
Health and Human Services, Department of	Pass-Through	Hemophilia Foundation of Michigan	MCHB Grant	93.110	Maternal and Child Health Federal Consolidated Programs	(2,034)	-
Health and Human Services, Department of	Pass-Through	Michigan, State of, Health and Human Services, Department of	20221080-00 / Q	93.110	Maternal and Child Health Federal Consolidated Programs	74	-
Health and Human Services, Department of	Pass-Through	Michigan, State of, Health and Human Services, Department of	E20232021-00 / Attachment O	93.110	Maternal and Child Health Federal Consolidated Programs	147,377	-
Health and Human Services, Department of	Pass-Through	Michigan, State of, Health and Human Services, Department of	E20232022-00 Q EETGP	93.110	Maternal and Child Health Federal Consolidated Programs	4,288	-
Health and Human Services, Department of	Pass-Through	Michigan, State of, Health and Human Services, Department of	E20241915-00 Q EETGP	93.110	Maternal and Child Health Federal Consolidated Programs	29,224	-
Health and Human Services, Department of	Pass-Through	Michigan, State of, Health and Human Services, Department of	E20244896-00 / CG	93.110	Maternal and Child Health Federal Consolidated Programs	119,838	-
Health and Human Services, Department of	Pass-Through	University Hospitals Cleveland Medical Center	First Amendment	93.110	Maternal and Child Health Federal Consolidated Programs	26,599	-
Health and Human Services, Department of	Pass-Through	University Hospitals Cleveland Medical Center	U11MC43532	93.110	Maternal and Child Health Federal Consolidated Programs	67,289	-
Health and Human Services, Department of	Pass-Through	University of California - Los Angeles	1638PLA055	93.110	Maternal and Child Health Federal Consolidated Programs	9,235	-
Health and Human Services, Department of	Pass-Through	Wayne State University	WSU022204	93.110	Maternal and Child Health Federal Consolidated Programs	9,399	-
Health and Human Services, Department of	Pass-Through	Wayne State University	WSU22200	93.110	Maternal and Child Health Federal Consolidated Programs	(1,310)	-
Health and Human Services, Department of	Pass-Through	Wayne State University	WSU24003	93.110	Maternal and Child Health Federal Consolidated Programs	19,798	-
Health and Human Services, Department of	Pass-Through	Wayne State University	WSU24007	93.110	Maternal and Child Health Federal Consolidated Programs	16,307	-
						<u>\$ 805,730</u>	<u>\$ 5,043</u>
Health and Human Services, Department of	Direct		1 F31 ES036421-01	93.113	Environmental Health	\$ 9,743	\$ -

University of Michigan
Schedule of Expenditures of Federal Awards
For the Year Ended June 30, 2024

Cluster Title/Federal Grantor/Program	Type	Pass-Through Grantor	Award Identifier	Assistance Listing Number	Assistance Listing Program Title	Federal Expenditures	Passed-Through to Subrecipients
Health and Human Services, Department of	Direct		1 K01 ES035064-01A1	93.113	Environmental Health	41,277	-
Health and Human Services, Department of	Direct		1 R21 ES034143-01A1	93.113	Environmental Health	131,721	-
Health and Human Services, Department of	Direct		1K99ES034429-02	93.113	Environmental Health	79,668	-
Health and Human Services, Department of	Direct		2 P01 ES028939-06	93.113	Environmental Health	1,936	-
Health and Human Services, Department of	Direct		5 F31 ES033512-03	93.113	Environmental Health	61,785	-
Health and Human Services, Department of	Direct		5 K01 ES032048-03	93.113	Environmental Health	(15,001)	-
Health and Human Services, Department of	Direct		5 K01 ES035398-02	93.113	Environmental Health	102,448	-
Health and Human Services, Department of	Direct		5 P30 ES017885-12	93.113	Environmental Health	1,683,969	-
Health and Human Services, Department of	Direct		5 R00 ES026198-05	93.113	Environmental Health	464	-
Health and Human Services, Department of	Direct		5 R01 ES 033656-02	93.113	Environmental Health	412,529	-
Health and Human Services, Department of	Direct		5 R01 ES026603-05	93.113	Environmental Health	180,808	30,386
Health and Human Services, Department of	Direct		5 R01 ES028694-04	93.113	Environmental Health	58,394	27,856
Health and Human Services, Department of	Direct		5 R01 ES028802-07	93.113	Environmental Health	643,466	-
Health and Human Services, Department of	Direct		5 R01 ES030049-05	93.113	Environmental Health	1,042,350	14,896
Health and Human Services, Department of	Direct		5 R01 ES030374-05	93.113	Environmental Health	407,348	250,801
Health and Human Services, Department of	Direct		5 R01 ES031591-04	93.113	Environmental Health	878,117	103,308
Health and Human Services, Department of	Direct		5 R01 ES032157-03	93.113	Environmental Health	492,557	90,260
Health and Human Services, Department of	Direct		5 R01 ES032202-05	93.113	Environmental Health	471,553	309,599
Health and Human Services, Department of	Direct		5 R01 ES032203-04	93.113	Environmental Health	400,214	148,360
Health and Human Services, Department of	Direct		5 R01 ES032330-05	93.113	Environmental Health	913,878	145,346
Health and Human Services, Department of	Direct		5 R01 ES032389-04	93.113	Environmental Health	756,954	101,578
Health and Human Services, Department of	Direct		5 R01 ES035087-02	93.113	Environmental Health	413,672	106,168
Health and Human Services, Department of	Direct		5 R01ES032255-04	93.113	Environmental Health	552,026	-
Health and Human Services, Department of	Direct		5 R21 ES034919-02	93.113	Environmental Health	306,373	-
Health and Human Services, Department of	Direct		5 R21ES030791 02	93.113	Environmental Health	(99)	-
Health and Human Services, Department of	Direct		5 R25 ES031549-08	93.113	Environmental Health	163,959	9,950
Health and Human Services, Department of	Direct		5 R25 ES032616-03	93.113	Environmental Health	74,381	20,979
Health and Human Services, Department of	Direct		5 R35 ES031686-05	93.113	Environmental Health	863,978	-
Health and Human Services, Department of	Direct		5 U24 ES028602-07	93.113	Environmental Health	518,864	171,983
Health and Human Services, Department of	Direct		T32 ES007062	93.113	Environmental Health	427,969	-
Health and Human Services, Department of	Pass-Through	Boston University	4500003574	93.113	Environmental Health	40,886	-
Health and Human Services, Department of	Pass-Through	Bowling Green State University	10009736-UM05	93.113	Environmental Health	38,291	-
Health and Human Services, Department of	Pass-Through	Michigan State University (MSU)	RC113197B	93.113	Environmental Health	109,176	-
Health and Human Services, Department of	Pass-Through	The Icahn School of Medicine at Mount Sinai (ISMMS)	0255-G891-4609	93.113	Environmental Health	59,768	-
Health and Human Services, Department of	Pass-Through	The Icahn School of Medicine at Mount Sinai (ISMMS)	0255-H791-4609	93.113	Environmental Health	34,825	-
Health and Human Services, Department of	Pass-Through	The Trustees of Columbia University In The City of New York dba Columbia University	1(GG013747-01)POG13883	93.113	Environmental Health	907	-
Health and Human Services, Department of	Pass-Through	The University of Texas Health Science Center at San Antonio	170967/168893	93.113	Environmental Health	2,993	-
Health and Human Services, Department of	Pass-Through	University of Arizona	746865	93.113	Environmental Health	3,503	-
Health and Human Services, Department of	Pass-Through	University of North Carolina at Chapel Hill	5122224	93.113	Environmental Health	6,385	-
Health and Human Services, Department of	Pass-Through	Wayne State University	WSU22156-A1	93.113	Environmental Health	110,612	-
Health and Human Services, Department of	Pass-Through	Wayne State University	WSU24062	93.113	Environmental Health	27,521	-
						\$ 12,508,882	\$ 1,531,470
Health and Human Services, Department of	Direct		1D33HP316700100	93.117	Preventive Medicine Residency	\$ 131,558	-
Health and Human Services, Department of	Direct		5 D33 HP49085-0200	93.117	Preventive Medicine Residency	111,347	-
						\$ 242,905	\$ -
Health and Human Services, Department of	Direct		1 F30 DE031940-03	93.121	Oral Diseases and Disorders Research	27,138	-
Health and Human Services, Department of	Direct		1 F30 DE032585-02	93.121	Oral Diseases and Disorders Research	34,037	-
Health and Human Services, Department of	Direct		1 R03 DE031037-02	93.121	Oral Diseases and Disorders Research	81,487	-
Health and Human Services, Department of	Direct		1 R34DE033630 01	93.121	Oral Diseases and Disorders Research	214,475	-
Health and Human Services, Department of	Direct		1 U01 DE033330 01	93.121	Oral Diseases and Disorders Research	121,080	-
Health and Human Services, Department of	Direct		1R21DE032584-01	93.121	Oral Diseases and Disorders Research	189,017	-
Health and Human Services, Department of	Direct		2 F30 DE030675-03	93.121	Oral Diseases and Disorders Research	63,457	-
Health and Human Services, Department of	Direct		2 K12 DE027826 07	93.121	Oral Diseases and Disorders Research	203,846	-
Health and Human Services, Department of	Direct		2 R01 DE021410 10A1	93.121	Oral Diseases and Disorders Research	27,422	-
Health and Human Services, Department of	Direct		2 R01 DE026728 06A1	93.121	Oral Diseases and Disorders Research	286,253	7,217
Health and Human Services, Department of	Direct		2 R56 DE015846-16	93.121	Oral Diseases and Disorders Research	44,477	-
Health and Human Services, Department of	Direct		2 R56 DE0274796 07	93.121	Oral Diseases and Disorders Research	157,399	-
Health and Human Services, Department of	Direct		2 UH3 DE027372 06	93.121	Oral Diseases and Disorders Research	939,831	274,965
Health and Human Services, Department of	Direct		4 R00 DE029756 05	93.121	Oral Diseases and Disorders Research	339,204	-
Health and Human Services, Department of	Direct		5 F30 DE028455-05	93.121	Oral Diseases and Disorders Research	(43,346)	-
Health and Human Services, Department of	Direct		5 F30 DE028465-05	93.121	Oral Diseases and Disorders Research	(62,327)	-
Health and Human Services, Department of	Direct		5 F30 DE029097-05	93.121	Oral Diseases and Disorders Research	26,698	-
Health and Human Services, Department of	Direct		5 F30 DE029359-05	93.121	Oral Diseases and Disorders Research	37,365	-
Health and Human Services, Department of	Direct		5 F30 DE030686-04	93.121	Oral Diseases and Disorders Research	67,609	-
Health and Human Services, Department of	Direct		5 F31 DE030000-03	93.121	Oral Diseases and Disorders Research	(20,566)	-
Health and Human Services, Department of	Direct		5 F31 DE030697-03	93.121	Oral Diseases and Disorders Research	48,921	-
Health and Human Services, Department of	Direct		5 K08 DE030116-04	93.121	Oral Diseases and Disorders Research	151,908	-
Health and Human Services, Department of	Direct		5 K12DE027826-05	93.121	Oral Diseases and Disorders Research	(53,616)	-
Health and Human Services, Department of	Direct		5 K22 DE029779-03	93.121	Oral Diseases and Disorders Research	222,724	-
Health and Human Services, Department of	Direct		5 K99 DE030858 02	93.121	Oral Diseases and Disorders Research	161,341	-
Health and Human Services, Department of	Direct		5 R01 DE021139 13	93.121	Oral Diseases and Disorders Research	405,545	-
Health and Human Services, Department of	Direct		5 R01 DE021410-09	93.121	Oral Diseases and Disorders Research	4,523	-
Health and Human Services, Department of	Direct		5 R01 DE024450 09	93.121	Oral Diseases and Disorders Research	421,065	119,921
Health and Human Services, Department of	Direct		5 R01 DE026578-05	93.121	Oral Diseases and Disorders Research	(779)	-
Health and Human Services, Department of	Direct		5 R01 DE026630-05	93.121	Oral Diseases and Disorders Research	(3,936)	-
Health and Human Services, Department of	Direct		5 R01 DE026728-05	93.121	Oral Diseases and Disorders Research	13,312	12,456

**University of Michigan
Schedule of Expenditures of Federal Awards
For the Year Ended June 30, 2024**

Cluster Title/Federal Grantor/Program	Type	Pass-Through Grantor	Award Identifier	Assistance Listing Number	Assistance Listing Program Title	Federal Expenditures	Passed-Through to Subrecipients
Health and Human Services, Department of	Direct		5 R01 DE027034-05	93.121	Oral Diseases and Disorders Research	108,934	-
Health and Human Services, Department of	Direct		5 R01 DE027662-05	93.121	Oral Diseases and Disorders Research	66,726	-
Health and Human Services, Department of	Direct		5 R01 DE0276750-05	93.121	Oral Diseases and Disorders Research	99,138	-
Health and Human Services, Department of	Direct		5 R01 DE028657 05	93.121	Oral Diseases and Disorders Research	500,101	-
Health and Human Services, Department of	Direct		5 R01 DE029465-04	93.121	Oral Diseases and Disorders Research	747,736	-
Health and Human Services, Department of	Direct		5 R01 DE030691-04	93.121	Oral Diseases and Disorders Research	445,117	-
Health and Human Services, Department of	Direct		5 R01 DE030872 03	93.121	Oral Diseases and Disorders Research	481,677	86,969
Health and Human Services, Department of	Direct		5 R01 DE031476 03	93.121	Oral Diseases and Disorders Research	563,948	3,951
Health and Human Services, Department of	Direct		5 R01 DE031951 03	93.121	Oral Diseases and Disorders Research	1,051,517	199,713
Health and Human Services, Department of	Direct		5 R01 DE032014-03	93.121	Oral Diseases and Disorders Research	315,197	-
Health and Human Services, Department of	Direct		5 R01 DE032345 02	93.121	Oral Diseases and Disorders Research	221,558	-
Health and Human Services, Department of	Direct		5 R01 DE31236 03	93.121	Oral Diseases and Disorders Research	375,941	-
Health and Human Services, Department of	Direct		5 R01DE022327-10	93.121	Oral Diseases and Disorders Research	8,340	-
Health and Human Services, Department of	Direct		5 R01DE025225-08	93.121	Oral Diseases and Disorders Research	652,360	405,294
Health and Human Services, Department of	Direct		5 R03 DE031296-02	93.121	Oral Diseases and Disorders Research	152,805	20,818
Health and Human Services, Department of	Direct		5 R21 DE029005-02	93.121	Oral Diseases and Disorders Research	11,095	-
Health and Human Services, Department of	Direct		5 R21 DE029248 02	93.121	Oral Diseases and Disorders Research	14,530	-
Health and Human Services, Department of	Direct		5 R21 DE030213 02	93.121	Oral Diseases and Disorders Research	(3,387)	-
Health and Human Services, Department of	Direct		5 R21 DE032837-02	93.121	Oral Diseases and Disorders Research	206,059	-
Health and Human Services, Department of	Direct		5 R35 DE027551-08	93.121	Oral Diseases and Disorders Research	870,831	-
Health and Human Services, Department of	Direct		5 U01 DE021412-11	93.121	Oral Diseases and Disorders Research	(117,965)	(30,927)
Health and Human Services, Department of	Direct		5 U24 DE026915-03	93.121	Oral Diseases and Disorders Research	(55)	-
Health and Human Services, Department of	Direct		5 U24DE029462 05	93.121	Oral Diseases and Disorders Research	4,831,759	3,005,466
Health and Human Services, Department of	Direct		5 UH3 DE027372 05	93.121	Oral Diseases and Disorders Research	(233,453)	-
Health and Human Services, Department of	Direct		5 UH3DE028849-04	93.121	Oral Diseases and Disorders Research	154,400	-
Health and Human Services, Department of	Direct		52 U01 DE021412-13	93.121	Oral Diseases and Disorders Research	1,774,375	1,065,482
Health and Human Services, Department of	Direct		7 R01 DE027857 06	93.121	Oral Diseases and Disorders Research	429,151	96,258
Health and Human Services, Department of	Direct		7R30DE031329-03	93.121	Oral Diseases and Disorders Research	152,712	27,634
Health and Human Services, Department of	Direct		T32 DE007057	93.121	Oral Diseases and Disorders Research	659,758	-
Health and Human Services, Department of	Pass-Through	Atrium Health	A23-0019-S004	93.121	Oral Diseases and Disorders Research	49,918	-
Health and Human Services, Department of	Pass-Through	Cayman Chemical Company, Inc.	Agreement	93.121	Oral Diseases and Disorders Research	201,187	-
Health and Human Services, Department of	Pass-Through	Forsyth Institute, The	UMICH030943-2775	93.121	Oral Diseases and Disorders Research	131,405	-
Health and Human Services, Department of	Pass-Through	Georgetown University	425945_GR425673-Umieh	93.121	Oral Diseases and Disorders Research	58,636	-
Health and Human Services, Department of	Pass-Through	Matrogenix	Research Agreement	93.121	Oral Diseases and Disorders Research	31,039	-
Health and Human Services, Department of	Pass-Through	Matrogenix	Roundtable Research Agmt	93.121	Oral Diseases and Disorders Research	7,282	-
Health and Human Services, Department of	Pass-Through	Oregon Health and Science University	1021883 UMICH	93.121	Oral Diseases and Disorders Research	10,188	-
Health and Human Services, Department of	Pass-Through	Rutgers, The State University of New Jersey	1983/ PO 25037278	93.121	Oral Diseases and Disorders Research	(1,781)	-
Health and Human Services, Department of	Pass-Through	Rutgers, The State University of New Jersey	SUB00002488	93.121	Oral Diseases and Disorders Research	34,980	-
Health and Human Services, Department of	Pass-Through	Rutgers, The State University of New Jersey	SUB00002488 PO 25293798	93.121	Oral Diseases and Disorders Research	21,211	-
Health and Human Services, Department of	Pass-Through	The University of Texas Health Science Center at Houston	SA0002205	93.121	Oral Diseases and Disorders Research	80,649	-
Health and Human Services, Department of	Pass-Through	The University of Texas Health Science Center at Houston	SA0002206	93.121	Oral Diseases and Disorders Research	8,534	-
Health and Human Services, Department of	Pass-Through	The University of Texas Health Science Center at Houston	SA0002557	93.121	Oral Diseases and Disorders Research	86,925	-
Health and Human Services, Department of	Pass-Through	University at Buffalo	R1328127	93.121	Oral Diseases and Disorders Research	11,393	-
Health and Human Services, Department of	Pass-Through	University of California - Los Angeles	1350 G LB384	93.121	Oral Diseases and Disorders Research	9,647	-
Health and Human Services, Department of	Pass-Through	University of California - Los Angeles	1350 G LC052	93.121	Oral Diseases and Disorders Research	28,472	-
Health and Human Services, Department of	Pass-Through	University of Connecticut Health Center dba UConn Health	UCHC7-137856729	93.121	Oral Diseases and Disorders Research	(28,024)	-
Health and Human Services, Department of	Pass-Through	University of Connecticut Health Center dba UConn Health	UCHC7-177948011	93.121	Oral Diseases and Disorders Research	16,756	-
Health and Human Services, Department of	Pass-Through	University of Connecticut Health Center dba UConn Health	UCHC7-190149940-A4	93.121	Oral Diseases and Disorders Research	26,125	-
Health and Human Services, Department of	Pass-Through	University of Pittsburgh-Of The Commonwealth System of Higher Education	AWD00000571 (134641-2)	93.121	Oral Diseases and Disorders Research	2,009	-
						\$ 19,433,020	\$ 5,295,217
Health and Human Services, Department of	Direct		5 A22HP31014708	93.124	Nurse Anesthetist Traineeship	\$ 80,624	\$ -
Health and Human Services, Department of	Direct		5 A22HP31014-06-00	93.124	Nurse Anesthetist Traineeship	34,441	-
						\$ 115,065	\$ -
Health and Human Services, Department of	Pass-Through	Research Institute at Nationwide Children's Hospital	710040-0823-00	93.127	Emergency Medical Services for Children	\$ 25,119	\$ -
Health and Human Services, Department of	Pass-Through	Research Institute at Nationwide Children's Hospital	71004-0821-00/PO4605630-0-46	93.127	Emergency Medical Services for Children	(445)	-
Health and Human Services, Department of	Pass-Through	The Jackson Laboratory	210314-0523-08 PO217581-0-SERV	93.127	Emergency Medical Services for Children	(1,118)	-
						\$ 23,556	\$ -
					Centers for Research and Demonstration for Health Promotion and Disease Prevention	\$ 786,792	\$ 89,899
Health and Human Services, Department of	Direct		5 U48 DP006397-04-00	93.135	Injury Prevention and Control Research and State and Community Based Programs	\$ 258,057	\$ -
Health and Human Services, Department of	Direct		1 R01 CE003592-01-00	93.136	Injury Prevention and Control Research and State and Community Based Programs	729,575	275,330
Health and Human Services, Department of	Direct		5 R01 CE003294-03-00	93.136	Injury Prevention and Control Research and State and Community Based Programs	99,789	39,721
Health and Human Services, Department of	Direct		5 R01 CE003302-02-02	93.136	Injury Prevention and Control Research and State and Community Based Programs	394,952	-
Health and Human Services, Department of	Direct		5 R01 CE003497-02	93.136	Injury Prevention and Control Research and State and Community Based Programs	410,139	75,607
Health and Human Services, Department of	Direct		5 R01 CE003536-03-00	93.136	Injury Prevention and Control Research and State and Community Based Programs	199,444	-
Health and Human Services, Department of	Direct		5 R01 CE003626-02-00	93.136	Injury Prevention and Control Research and State and Community Based Programs	681,661	-
Health and Human Services, Department of	Direct		5 R01CD003303-03	93.136	Injury Prevention and Control Research and State and Community Based Programs	1,081,884	135,856
Health and Human Services, Department of	Direct		5 R49 CE03085-04	93.136	Injury Prevention and Control Research and State and Community Based Programs		

**University of Michigan
Schedule of Expenditures of Federal Awards
For the Year Ended June 30, 2024**

Cluster Title/Federal Grantor/Program	Type	Pass-Through Grantor	Award Identifier	Assistance Listing Number	Assistance Listing Program Title	Federal Expenditures	Passed-Through to Subrecipients
Health and Human Services, Department of	Direct		5 U01 CE003382-04-00	93.136	Injury Prevention and Control Research and State and Community Based Programs	1,251,306	-
Health and Human Services, Department of	Direct		5 U01 CE003527 03-00	93.136	Injury Prevention and Control Research and State and Community Based Programs	563,405	-
Health and Human Services, Department of	Direct		R01CE003629-02	93.136	Injury Prevention and Control Research and State and Community Based Programs	102,028	-
Health and Human Services, Department of	Pass-Through	Home of New Vision	Sub award agreement	93.136	Injury Prevention and Control Research and State and Community Based Programs	8,653	-
Health and Human Services, Department of	Pass-Through	Johns Hopkins University	2006033491	93.136	Injury Prevention and Control Research and State and Community Based Programs	89,675	-
Health and Human Services, Department of	Pass-Through	Michigan, State of, Health and Human Services, Department of	E20221083-00 / AZ	93.136	Injury Prevention and Control Research and State and Community Based Programs	362	-
Health and Human Services, Department of	Pass-Through	Michigan, State of, Health and Human Services, Department of	E20233135-00 AX (ODDP-UM)	93.136	Injury Prevention and Control Research and State and Community Based Programs	74,460	-
Health and Human Services, Department of	Pass-Through	Michigan, State of, Health and Human Services, Department of	E20233158-00 AY (OMEP-UM)	93.136	Injury Prevention and Control Research and State and Community Based Programs	22,384	-
Health and Human Services, Department of	Pass-Through	Michigan, State of, Health and Human Services, Department of	E20234080-00	93.136	Injury Prevention and Control Research and State and Community Based Programs	33,181	-
Health and Human Services, Department of	Pass-Through	Michigan, State of, Health and Human Services, Department of	E20234081-00	93.136	Injury Prevention and Control Research and State and Community Based Programs	28,655	-
Health and Human Services, Department of	Pass-Through	Michigan, State of, Health and Human Services, Department of	E20234268-00 / Attachment BH	93.136	Injury Prevention and Control Research and State and Community Based Programs	38,615	-
Health and Human Services, Department of	Pass-Through	Michigan, State of, Health and Human Services, Department of	E20234703-00	93.136	Injury Prevention and Control Research and State and Community Based Programs	29,322	-
Health and Human Services, Department of	Pass-Through	Michigan, State of, Health and Human Services, Department of	E20242260 - 00 / BD	93.136	Injury Prevention and Control Research and State and Community Based Programs	101,303	-
Health and Human Services, Department of	Pass-Through	Michigan, State of, Health and Human Services, Department of	Project CE (Opened-UM) E202444	93.136	Injury Prevention and Control Research and State and Community Based Programs	154,896	-
Health and Human Services, Department of	Pass-Through	Michigan, State of, Health and Human Services, Department of	Project CF (OPRSB-UM)	93.136	Injury Prevention and Control Research and State and Community Based Programs	78,762	-
Health and Human Services, Department of	Pass-Through	Nationwide Children's Hospital	710089-0824-00	93.136	Injury Prevention and Control Research and State and Community Based Programs	36,763	-
Health and Human Services, Department of	Pass-Through	The Johns Hopkins Hospital	2005825611	93.136	Injury Prevention and Control Research and State and Community Based Programs	71,349	-
						\$ 6,540,620	\$ 526,514
Health and Human Services, Department of	Pass-Through	Henry Ford Health System	SUBCONTRACTOR AGREEMENT	93.137	Community Programs to Improve Minority Health Grant Program	\$ 36,284	\$ -
Health and Human Services, Department of	Pass-Through	Michigan, State of, Health and Human Services, Department of	E20232935-00 AG	93.137	Community Programs to Improve Minority Health Grant Program	64,646	-
						\$ 100,930	\$ -
Health and Human Services, Department of	Direct		5 R25 ES033042-03	93.143	NIEHS Superfund Hazardous Substances_Basic Research and Education	\$ 213,244	\$ 119,220
Health and Human Services, Department of	Pass-Through	Northeastern University	500807-78050	93.143	NIEHS Superfund Hazardous Substances_Basic Research and Education	(22)	-
Health and Human Services, Department of	Pass-Through	Northeastern University	500810-78050	93.143	NIEHS Superfund Hazardous Substances_Basic Research and Education	(81)	-
Health and Human Services, Department of	Pass-Through	Northeastern University	500811-78050	93.143	NIEHS Superfund Hazardous Substances_Basic Research and Education	(116)	-
Health and Human Services, Department of	Pass-Through	Northeastern University	500877-78050	93.143	NIEHS Superfund Hazardous Substances_Basic Research and Education	28,298	-
Health and Human Services, Department of	Pass-Through	Northeastern University	500880-78050	93.143	NIEHS Superfund Hazardous Substances_Basic Research and Education	501,630	-
Health and Human Services, Department of	Pass-Through	Northeastern University	500881-78050	93.143	NIEHS Superfund Hazardous Substances_Basic Research and Education	192,883	-
Health and Human Services, Department of	Pass-Through	Northeastern University	500948-78050	93.143	NIEHS Superfund Hazardous Substances_Basic Research and Education	4,937	-
Health and Human Services, Department of	Pass-Through	Northeastern University	500951-78050	93.143	NIEHS Superfund Hazardous Substances_Basic Research and Education	47,897	-
Health and Human Services, Department of	Pass-Through	Northeastern University	500952-78050	93.143	NIEHS Superfund Hazardous Substances_Basic Research and Education	18,182	-
						\$ 1,006,852	\$ 119,220
Health and Human Services, Department of	Direct		6 R01 TS000327-03-01	93.161	Health Program for Toxic Substances and Disease Registry	\$ 547,720	\$ -
Health and Human Services, Department of	Direct		6 R01 TS000339-03-01	93.161	Health Program for Toxic Substances and Disease Registry	270,589	-
						\$ 818,309	\$ -
Health and Human Services, Department of	Direct		1 F31 HG012715-02	93.172	Human Genome Research	\$ 45,332	\$ -
Health and Human Services, Department of	Direct		4R00HG011542-04	93.172	Human Genome Research	561,967	24,101
Health and Human Services, Department of	Direct		5 K01 HG010496-05	93.172	Human Genome Research	122,327	-
Health and Human Services, Department of	Direct		5 R01 HG009124 07	93.172	Human Genome Research	350,272	-
Health and Human Services, Department of	Direct		5 R01 HG010731-06	93.172	Human Genome Research	349,170	110,380
Health and Human Services, Department of	Direct		5 R01 HG010883-05	93.172	Human Genome Research	216,444	65,485
Health and Human Services, Department of	Direct		5 R01 HG011031-04	93.172	Human Genome Research	373,464	-
Health and Human Services, Department of	Direct		5 R01 HG013104-02	93.172	Human Genome Research	137,459	-
Health and Human Services, Department of	Direct		5 R01HG009976-05	93.172	Human Genome Research	468,642	24,302
Health and Human Services, Department of	Direct		5 R21 HG011493-02	93.172	Human Genome Research	39,657	-
Health and Human Services, Department of	Direct		5 R35 HG011279-05	93.172	Human Genome Research	386,563	-
Health and Human Services, Department of	Direct		5 U01 HG011952-04	93.172	Human Genome Research	743,541	-

**University of Michigan
Schedule of Expenditures of Federal Awards
For the Year Ended June 30, 2024**

Cluster Title/Federal Grantor/Program	Type	Pass-Through Grantor	Award Identifier	Assistance Listing Number	Assistance Listing Program Title	Federal Expenditures	Passed-Through to Subrecipients
Health and Human Services, Department of	Direct		6 U011P001198-02-01	93.185	Immunization Research, Demonstration, Public Information and Education Training and Clinical Skills Improvement Projects	89,519	6,532
Health and Human Services, Department of	Direct		6U011P0010340402	93.185	Immunization Research, Demonstration, Public Information and Education Training and Clinical Skills Improvement Projects	(103,324)	-
						\$ 1,979,911	\$ 405,882
Health and Human Services, Department of	Pass-Through	Michigan State University (MSU)	RC107653-UM	93.197	Childhood Lead Poisoning Prevention Projects, State and Local Childhood Lead Poisoning Prevention and Surveillance of Blood Lead Levels in Children	\$ 1,220	\$ -
Health and Human Services, Department of	Pass-Through	Michigan State University (MSU)	RC107653-UM	93.197	Childhood Lead Poisoning Prevention Projects, State and Local Childhood Lead Poisoning Prevention and Surveillance of Blood Lead Levels in Children	(962)	-
Health and Human Services, Department of	Pass-Through	Michigan State University (MSU)	RC113817 - UM-ICPSR	93.197	Childhood Lead Poisoning Prevention Projects, State and Local Childhood Lead Poisoning Prevention and Surveillance of Blood Lead Levels in Children	12,435	-
Health and Human Services, Department of	Pass-Through	Michigan State University (MSU)	RC113817- UM-CHEAR	93.197	Childhood Lead Poisoning Prevention Projects, State and Local Childhood Lead Poisoning Prevention and Surveillance of Blood Lead Levels in Children	123,241	-
						\$ 135,934	\$ -
Health and Human Services, Department of	Direct		1R01AT010797-01	93.213	Research and Training in Complementary and Integrative Health	\$ 840,543	\$ -
Health and Human Services, Department of	Direct		2 R25 MH136652-05	93.213	Research and Training in Complementary and Integrative Health	45,334	-
Health and Human Services, Department of	Direct		5 R01 AT010060-05	93.213	Research and Training in Complementary and Integrative Health	627,737	103,383
Health and Human Services, Department of	Direct		5 R01 AT010381 05	93.213	Research and Training in Complementary and Integrative Health	659,460	49,540
Health and Human Services, Department of	Direct		5 R01 AT010817-05	93.213	Research and Training in Complementary and Integrative Health	287,155	-
Health and Human Services, Department of	Direct		5 R01 AT011341-04	93.213	Research and Training in Complementary and Integrative Health	489,084	10,752
Health and Human Services, Department of	Direct		5 R01 AT011652-04	93.213	Research and Training in Complementary and Integrative Health	343,173	-
Health and Human Services, Department of	Direct		5 R01 AT011665-03	93.213	Research and Training in Complementary and Integrative Health	584,241	153,674
Health and Human Services, Department of	Direct		5 R21 AT011782-02	93.213	Research and Training in Complementary and Integrative Health	233,492	-
Health and Human Services, Department of	Direct		5 R25 AT010664-03	93.213	Research and Training in Complementary and Integrative Health	120,591	-
Health and Human Services, Department of	Direct		5 R61 AT009867-02	93.213	Research and Training in Complementary and Integrative Health	(8,025)	-
Health and Human Services, Department of	Pass-Through	Beth Israel Deaconess Medical Center, Inc.	GR765913	93.213	Research and Training in Complementary and Integrative Health	94,097	-
Health and Human Services, Department of	Pass-Through	Duke University	303000823	93.213	Research and Training in Complementary and Integrative Health	5,563	-
Health and Human Services, Department of	Pass-Through	Duke University	303002522	93.213	Research and Training in Complementary and Integrative Health	31,431	-
Health and Human Services, Department of	Pass-Through	Duke University	A034217	93.213	Research and Training in Complementary and Integrative Health	5,563	-
Health and Human Services, Department of	Pass-Through	Duke University	A034217	93.213	Research and Training in Complementary and Integrative Health	25,105	-
Health and Human Services, Department of	Pass-Through	Michigan State University (MSU)	RC115611UM	93.213	Research and Training in Complementary and Integrative Health	15,666	-
Health and Human Services, Department of	Pass-Through	The Ohio State University	GR125248/ SPC-100006038	93.213	Research and Training in Complementary and Integrative Health	(34,196)	-
Health and Human Services, Department of	Pass-Through	The University of Illinois at Chicago	19674	93.213	Research and Training in Complementary and Integrative Health	11,763	-
Health and Human Services, Department of	Pass-Through	Transimulation Research Inc	R44AT011380	93.213	Research and Training in Complementary and Integrative Health	94,087	-
Health and Human Services, Department of	Pass-Through	Yale University	CON-80003797 (GR117310)	93.213	Research and Training in Complementary and Integrative Health	161,142	-
						\$ 4,633,006	\$ 317,349
Health and Human Services, Department of	Direct		T32 HS000053	93.225	National Research Service Awards Health Services Research Training	\$ 515,546	\$ -
Health and Human Services, Department of	Direct		1 R03 HS029196-01A1	93.226	Research on Healthcare Costs, Quality and Outcomes	\$ 100,027	\$ -
Health and Human Services, Department of	Direct		1 R13 HS028375-01	93.226	Research on Healthcare Costs, Quality and Outcomes	(918)	-
Health and Human Services, Department of	Direct		1P30HS029742-01	93.226	Research on Healthcare Costs, Quality and Outcomes	224,591	-
Health and Human Services, Department of	Direct		R01HS028806-02	93.226	Research on Healthcare Costs, Quality and Outcomes	237,031	103,383
Health and Human Services, Department of	Direct		5 F32 HS028748-02	93.226	Research on Healthcare Costs, Quality and Outcomes	4,428	-
Health and Human Services, Department of	Direct		5 K01 HS027830-04	93.226	Research on Healthcare Costs, Quality and Outcomes	132,645	-
Health and Human Services, Department of	Direct		5 K01 HS029523-02	93.226	Research on Healthcare Costs, Quality and Outcomes	126,336	-
Health and Human Services, Department of	Direct		5 K08 HS026772-05	93.226	Research on Healthcare Costs, Quality and Outcomes	125,806	-
Health and Human Services, Department of	Direct		5 K08 HS027632-05	93.226	Research on Healthcare Costs, Quality and Outcomes	157,256	-
Health and Human Services, Department of	Direct		5 K08 HS027640 03	93.226	Research on Healthcare Costs, Quality and Outcomes	104,221	-
Health and Human Services, Department of	Direct		5 K08 HS027653-04	93.226	Research on Healthcare Costs, Quality and Outcomes	125,480	-
Health and Human Services, Department of	Direct		5 K08 HS028474-03	93.226	Research on Healthcare Costs, Quality and Outcomes	100,513	-
Health and Human Services, Department of	Direct		5 K08 HS028817-03	93.226	Research on Healthcare Costs, Quality and Outcomes	160,283	-
Health and Human Services, Department of	Direct		5 R01 026908-05	93.226	Research on Healthcare Costs, Quality and Outcomes	338,815	89,244
Health and Human Services, Department of	Direct		5 R01 HS024953-06	93.226	Research on Healthcare Costs, Quality and Outcomes	(27,766)	43,486
Health and Human Services, Department of	Direct		5 R01 HS025365-05	93.226	Research on Healthcare Costs, Quality and Outcomes	184,550	-
Health and Human Services, Department of	Direct		5 R01 HS025451-05	93.226	Research on Healthcare Costs, Quality and Outcomes	(3,236)	-
Health and Human Services, Department of	Direct		5 R01 HS025707-05	93.226	Research on Healthcare Costs, Quality and Outcomes	12,500	4,725
Health and Human Services, Department of	Direct		5 R01 HS026003-05	93.226	Research on Healthcare Costs, Quality and Outcomes	145,235	2,698
Health and Human Services, Department of	Direct		5 R01 HS026912-05	93.226	Research on Healthcare Costs, Quality and Outcomes	339,522	-
Health and Human Services, Department of	Direct		5 R01 HS027183-05	93.226	Research on Healthcare Costs, Quality and Outcomes	492,734	-
Health and Human Services, Department of	Direct		5 R01 HS027431-05	93.226	Research on Healthcare Costs, Quality and Outcomes	379,433	-
Health and Human Services, Department of	Direct		5 R01 HS027788-04	93.226	Research on Healthcare Costs, Quality and Outcomes	521,080	-
Health and Human Services, Department of	Direct		5 R01 HS027846 03	93.226	Research on Healthcare Costs, Quality and Outcomes	418,177	220,826
Health and Human Services, Department of	Direct		5 R01 HS028397-03	93.226	Research on Healthcare Costs, Quality and Outcomes	390,020	-
Health and Human Services, Department of	Direct		5 R01 HS028438-02	93.226	Research on Healthcare Costs, Quality and Outcomes	420,039	175,851
Health and Human Services, Department of	Direct		5 R01 HS028606-03	93.226	Research on Healthcare Costs, Quality and Outcomes	312,753	-
Health and Human Services, Department of	Direct		5 R01 HS028975-02	93.226	Research on Healthcare Costs, Quality and Outcomes	183,555	70,514
Health and Human Services, Department of	Direct		5 R01 HS029026-03	93.226	Research on Healthcare Costs, Quality and Outcomes	526,330	84,908
Health and Human Services, Department of	Direct		5 R01 HS029159 03	93.226	Research on Healthcare Costs, Quality and Outcomes	363,474	143,419
Health and Human Services, Department of	Direct		5 R01 HS029306-02	93.226	Research on Healthcare Costs, Quality and Outcomes	289,350	-
Health and Human Services, Department of	Direct		5 R01 HS029313-02	93.226	Research on Healthcare Costs, Quality and Outcomes	229,491	53,484

**University of Michigan
Schedule of Expenditures of Federal Awards
For the Year Ended June 30, 2024**

Cluster Title/Federal Grantor/Program	Type	Pass-Through Grantor	Award Identifier	Assistance Listing Number	Assistance Listing Program Title	Federal Expenditures	Passed-Through to Subrecipients
Health and Human Services, Department of	Direct		5 R01 HS029656-02	93.226	Research on Healthcare Costs, Quality and Outcomes	294,601	146,113
Health and Human Services, Department of	Direct		5 R01HS026725-05	93.226	Research on Healthcare Costs, Quality and Outcomes	462,676	332,138
Health and Human Services, Department of	Direct		5 R01HS027785-04	93.226	Research on Healthcare Costs, Quality and Outcomes	484,324	39,890
Health and Human Services, Department of	Direct		5 R18 HS026622-04	93.226	Research on Healthcare Costs, Quality and Outcomes	315,943	102,807
Health and Human Services, Department of	Direct		5 R18 HS026874-03	93.226	Research on Healthcare Costs, Quality and Outcomes	171,509	-
Health and Human Services, Department of	Direct		5 R18 HS027902-03	93.226	Research on Healthcare Costs, Quality and Outcomes	284,545	214,802
Health and Human Services, Department of	Direct		5 R18 HS028562-03	93.226	Research on Healthcare Costs, Quality and Outcomes	332,609	-
Health and Human Services, Department of	Direct		5 R18 HS028786-03	93.226	Research on Healthcare Costs, Quality and Outcomes	469,996	-
Health and Human Services, Department of	Direct		5 R18 HS028787-03	93.226	Research on Healthcare Costs, Quality and Outcomes	757,656	-
Health and Human Services, Department of	Direct		5 R18 HS028963-03	93.226	Research on Healthcare Costs, Quality and Outcomes	560,870	-
Health and Human Services, Department of	Direct		T32 HS000053	93.226	Research on Healthcare Costs, Quality and Outcomes	36,295	-
Health and Human Services, Department of	Pass-Through	Altarum Institute	SC-22-005	93.226	Research on Healthcare Costs, Quality and Outcomes	40,372	-
Health and Human Services, Department of	Pass-Through	Baylor College of Medicine	7000001772	93.226	Research on Healthcare Costs, Quality and Outcomes	(4,231)	-
Health and Human Services, Department of	Pass-Through	Baylor College of Medicine	P700000132	93.226	Research on Healthcare Costs, Quality and Outcomes	30,250	-
Health and Human Services, Department of	Pass-Through	Brown University	00002247	93.226	Research on Healthcare Costs, Quality and Outcomes	75,732	-
Health and Human Services, Department of	Pass-Through	Cleveland Clinic Foundation (CCF)	1469-SUB	93.226	Research on Healthcare Costs, Quality and Outcomes	34,111	-
Health and Human Services, Department of	Pass-Through	Cleveland Clinic Foundation (CCF)	R01HS026937/1469-SUB	93.226	Research on Healthcare Costs, Quality and Outcomes	6,234	-
Health and Human Services, Department of	Pass-Through	Northwestern University	60066211 UMICH	93.226	Research on Healthcare Costs, Quality and Outcomes	29,765	-
Health and Human Services, Department of	Pass-Through	Stanford University	62606479-132710	93.226	Research on Healthcare Costs, Quality and Outcomes	33,366	-
Health and Human Services, Department of	Pass-Through	The General Hospital Corporation dba The Massachusetts General Hospital	242018	93.226	Research on Healthcare Costs, Quality and Outcomes	5,933	-
Health and Human Services, Department of	Pass-Through	University of North Carolina at Chapel Hill	5122850	93.226	Research on Healthcare Costs, Quality and Outcomes	130,002	-
Health and Human Services, Department of	Pass-Through	University of Utah	10057482-04	93.226	Research on Healthcare Costs, Quality and Outcomes	(76)	-
Health and Human Services, Department of	Pass-Through	University of Utah	10057482-04	93.226	Research on Healthcare Costs, Quality and Outcomes	59,568	-
Health and Human Services, Department of	Pass-Through	University of Utah	10061646-01-UM	93.226	Research on Healthcare Costs, Quality and Outcomes	2,081	-
Health and Human Services, Department of	Pass-Through	University of Utah	10061646-01-UM / U000453782	93.226	Research on Healthcare Costs, Quality and Outcomes	34,857	-
Health and Human Services, Department of	Pass-Through	University of Utah	10067011-01-UM	93.226	Research on Healthcare Costs, Quality and Outcomes	93,879	-
Health and Human Services, Department of	Pass-Through	Washington University School of Medicine in St. Louis	PO ST00000571/WU-21-236-MOD-1	93.226	Research on Healthcare Costs, Quality and Outcomes	(13,680)	-
Health and Human Services, Department of	Pass-Through	Washington University School of Medicine in St. Louis	WU-22-0389 PO ST00006656	93.226	Research on Healthcare Costs, Quality and Outcomes	41,206	-
Health and Human Services, Department of	Pass-Through	Washington University School of Medicine in St. Louis	WU-23-0140	93.226	Research on Healthcare Costs, Quality and Outcomes	19,899	-
Health and Human Services, Department of	Pass-Through	Washington University School of Medicine in St. Louis	WU-24-0155	93.226	Research on Healthcare Costs, Quality and Outcomes	53,432	-
Health and Human Services, Department of	Pass-Through	Western Michigan University School Of Medicine	500.081B	93.226	Research on Healthcare Costs, Quality and Outcomes	40,167	-
						\$ 11,997,646	\$ 1,828,288
Health and Human Services, Department of	Direct		1 F31 HL165733-01A1	93.233	National Center on Sleep Disorders Research	\$ 37,854	\$ -
Health and Human Services, Department of	Direct		1 R56 HL149914-01A1	93.233	National Center on Sleep Disorders Research	3,701	-
Health and Human Services, Department of	Direct		1 R61HL151952-01A1	93.233	National Center on Sleep Disorders Research	(64,322)	-
Health and Human Services, Department of	Direct		5 K01 HL144914-05	93.233	National Center on Sleep Disorders Research	113,817	-
Health and Human Services, Department of	Direct		5 K01 HL151673-05	93.233	National Center on Sleep Disorders Research	210,829	-
Health and Human Services, Department of	Direct		5 K08 HL147377-05	93.233	National Center on Sleep Disorders Research	142,176	-
Health and Human Services, Department of	Direct		5 K23HL153897-03	93.233	National Center on Sleep Disorders Research	209,356	-
Health and Human Services, Department of	Direct		5 R01 HL152741-04	93.233	National Center on Sleep Disorders Research	357,923	-
Health and Human Services, Department of	Direct		5 R01 HL164755-02	93.233	National Center on Sleep Disorders Research	419,275	37,634
Health and Human Services, Department of	Direct		5 R33HL151952-04	93.233	National Center on Sleep Disorders Research	706,354	-
Health and Human Services, Department of	Pass-Through	Children's Hospital Medical Center dba Cincinatti Children's Hospital Medical Center	OS00000268400186	93.233	National Center on Sleep Disorders Research	133,285	-
Health and Human Services, Department of	Pass-Through	Hektoen Institute for Medical Research, The	50639-R01-UMICH01	93.233	National Center on Sleep Disorders Research	60,833	-
Health and Human Services, Department of	Pass-Through	Henry Ford Health System	B11258	93.233	National Center on Sleep Disorders Research	5,620	-
Health and Human Services, Department of	Pass-Through	Henry Ford Health System	B11258	93.233	National Center on Sleep Disorders Research	49,646	-
Health and Human Services, Department of	Pass-Through	Henry Ford Health System	B21205_UM	93.233	National Center on Sleep Disorders Research	3,187	-
Health and Human Services, Department of	Pass-Through	Henry Ford Health System	B21205_UM	93.233	National Center on Sleep Disorders Research	21,184	-
Health and Human Services, Department of	Pass-Through	Oregon Health and Science University	1021452_UMICH	93.233	National Center on Sleep Disorders Research	19,491	-
Health and Human Services, Department of	Pass-Through	Oregon Health and Science University	1021452_UMICH	93.233	National Center on Sleep Disorders Research	48,531	-
Health and Human Services, Department of	Pass-Through	The Trustees of The University of Pennsylvania	5212529	93.233	National Center on Sleep Disorders Research	62,130	-
Health and Human Services, Department of	Pass-Through	The Trustees of The University of Pennsylvania	585077	93.233	National Center on Sleep Disorders Research	5,429	-
Health and Human Services, Department of	Pass-Through	University of Utah	10051783-01/POU000181390	93.233	National Center on Sleep Disorders Research	14,782	-
Health and Human Services, Department of	Pass-Through	University of Washington	UWSC14613	93.233	National Center on Sleep Disorders Research	20,522	-
						\$ 2,581,903	\$ 37,634
Health and Human Services, Department of	Pass-Through	University of Wisconsin	0000001889	93.239	Policy Research and Evaluation Grants	\$ 18,774	\$ -
Health and Human Services, Department of	Pass-Through	University of Wisconsin	0000001889	93.239	Policy Research and Evaluation Grants	41,851	-
Health and Human Services, Department of	Pass-Through	University of Wisconsin	0000003055	93.239	Policy Research and Evaluation Grants	28,746	-
						\$ 89,371	\$ -
Health and Human Services, Department of	Direct		1 DP2 MH132939-01	93.242	Mental Health Research Grants	\$ 570,370	\$ -
Health and Human Services, Department of	Direct		1 F31 MH129026-01A1	93.242	Mental Health Research Grants	9,163	-
Health and Human Services, Department of	Direct		1 F31 MH129150-02	93.242	Mental Health Research Grants	11,153	-
Health and Human Services, Department of	Direct		1 F31 MH131373-02	93.242	Mental Health Research Grants	43,650	-
Health and Human Services, Department of	Direct		1 F31 MH132287-02	93.242	Mental Health Research Grants	59,772	-
Health and Human Services, Department of	Direct		1 K23 MH131601-02	93.242	Mental Health Research Grants	141,387	-
Health and Human Services, Department of	Direct		1 R01 MH130348-03	93.242	Mental Health Research Grants	575,949	35,397
Health and Human Services, Department of	Direct		1 R01 MH132937 01A1	93.242	Mental Health Research Grants	64,671	-
Health and Human Services, Department of	Direct		1 R01 MH136768-01	93.242	Mental Health Research Grants	118	-
Health and Human Services, Department of	Direct		1 R21 MH121974-01	93.242	Mental Health Research Grants	14,988	-
Health and Human Services, Department of	Direct		1 R34 MH123609-01	93.242	Mental Health Research Grants	147,445	-
Health and Human Services, Department of	Direct		1 R34 MH130207-01	93.242	Mental Health Research Grants	188,210	104,747
Health and Human Services, Department of	Direct		1 R34 MH135799 01A1	93.242	Mental Health Research Grants	4,266	-
Health and Human Services, Department of	Direct		1 R61 MH125757-01	93.242	Mental Health Research Grants	273,525	-
Health and Human Services, Department of	Direct		1 RF1 MH 123199-01	93.242	Mental Health Research Grants	228,466	-
Health and Human Services, Department of	Direct		1 RF1 MH122833-01	93.242	Mental Health Research Grants	(1,440)	-
Health and Human Services, Department of	Direct		1 RF1 MH133764-01	93.242	Mental Health Research Grants	304,479	-

University of Michigan
Schedule of Expenditures of Federal Awards
For the Year Ended June 30, 2024

Cluster Title/Federal Grantor/Program	Type	Pass-Through Grantor	Award Identifier	Assistance Listing Number	Assistance Listing Program Title	Federal Expenditures	Passed-Through to Subrecipients
Health and Human Services, Department of	Direct		1 RF1MH123402-01	93.242	Mental Health Research Grants	1,042,827	443,615
Health and Human Services, Department of	Direct		1 RF1MH124611-01	93.242	Mental Health Research Grants	954,880	307,092
Health and Human Services, Department of	Direct		1 U01 MN136025 01	93.242	Mental Health Research Grants	25,319	-
Health and Human Services, Department of	Direct		1K18MH135466-01	93.242	Mental Health Research Grants	162,396	-
Health and Human Services, Department of	Direct		1K23MH131761-03	93.242	Mental Health Research Grants	159,794	-
Health and Human Services, Department of	Direct		1K23MH133063-01A1	93.242	Mental Health Research Grants	7,399	-
Health and Human Services, Department of	Direct		1R01MH130411-01A1	93.242	Mental Health Research Grants	312,355	-
Health and Human Services, Department of	Direct		1R01MH131592-02	93.242	Mental Health Research Grants	473,570	210,139
Health and Human Services, Department of	Direct		1R01MH133587-02	93.242	Mental Health Research Grants	352,946	148,776
Health and Human Services, Department of	Direct		1R21MH120465-01A1	93.242	Mental Health Research Grants	29,324	31,196
Health and Human Services, Department of	Direct		1R21MH130939-02	93.242	Mental Health Research Grants	99,159	-
Health and Human Services, Department of	Direct		1R21MH132901-01A1	93.242	Mental Health Research Grants	51,633	-
Health and Human Services, Department of	Direct		1R21MH134035-01	93.242	Mental Health Research Grants	103,636	-
Health and Human Services, Department of	Direct		1R21MH136155-01	93.242	Mental Health Research Grants	22,219	-
Health and Human Services, Department of	Direct		1R34MH131722-02	93.242	Mental Health Research Grants	129,221	-
Health and Human Services, Department of	Direct		1R34MH132808-01	93.242	Mental Health Research Grants	155,058	-
Health and Human Services, Department of	Direct		1R34MH133057-01A1	93.242	Mental Health Research Grants	16,377	-
Health and Human Services, Department of	Direct		1RF1MH120005-01	93.242	Mental Health Research Grants	159,209	-
Health and Human Services, Department of	Direct		5 F31 MH126511-03	93.242	Mental Health Research Grants	64,790	-
Health and Human Services, Department of	Direct		5 F32 MH124268-03	93.242	Mental Health Research Grants	75,485	-
Health and Human Services, Department of	Direct		5 K01 MH126079 04	93.242	Mental Health Research Grants	60,974	-
Health and Human Services, Department of	Direct		5 R01 MH063649-20	93.242	Mental Health Research Grants	769,327	-
Health and Human Services, Department of	Direct		5 R01 MH101459-10	93.242	Mental Health Research Grants	142,819	-
Health and Human Services, Department of	Direct		5 R01 MH110524-04	93.242	Mental Health Research Grants	(49)	-
Health and Human Services, Department of	Direct		5 R01 MH110872-04	93.242	Mental Health Research Grants	27,204	27,056
Health and Human Services, Department of	Direct		5 R01 MH112458-06	93.242	Mental Health Research Grants	377,873	91,857
Health and Human Services, Department of	Direct		5 R01 MH114203-05	93.242	Mental Health Research Grants	79,933	-
Health and Human Services, Department of	Direct		5 R01 MH115111-04	93.242	Mental Health Research Grants	73,419	-
Health and Human Services, Department of	Direct		5 R01 MH115765-04	93.242	Mental Health Research Grants	333,021	299,870
Health and Human Services, Department of	Direct		5 R01 MH120124-04	93.242	Mental Health Research Grants	467,116	-
Health and Human Services, Department of	Direct		5 R01 MH121079-05	93.242	Mental Health Research Grants	1,392,907	65,700
Health and Human Services, Department of	Direct		5 R01 MH121531-04	93.242	Mental Health Research Grants	538,652	-
Health and Human Services, Department of	Direct		5 R01 MH123388 04	93.242	Mental Health Research Grants	1,022,140	134,101
Health and Human Services, Department of	Direct		5 R01 MH123392-05	93.242	Mental Health Research Grants	896,743	700,805
Health and Human Services, Department of	Direct		5 R01 MH126287-03	93.242	Mental Health Research Grants	575,682	-
Health and Human Services, Department of	Direct		5 R01 MH126960-04	93.242	Mental Health Research Grants	627,420	59,684
Health and Human Services, Department of	Direct		5 R01 MH128198-03	93.242	Mental Health Research Grants	848,542	-
Health and Human Services, Department of	Direct		5 R01 MH129282-03	93.242	Mental Health Research Grants	383,188	-
Health and Human Services, Department of	Direct		5 R01 MH130158-03	93.242	Mental Health Research Grants	439,346	21,573
Health and Human Services, Department of	Direct		5 R01 MH131617-02	93.242	Mental Health Research Grants	1,099,365	-
Health and Human Services, Department of	Direct		5 R01 MH132656-02	93.242	Mental Health Research Grants	293,207	4,245
Health and Human Services, Department of	Direct		5 R01 MH135565-02	93.242	Mental Health Research Grants	288,443	-
Health and Human Services, Department of	Direct		5 R01MH119346-05	93.242	Mental Health Research Grants	537,201	-
Health and Human Services, Department of	Direct		5 R01MH126137-04	93.242	Mental Health Research Grants	639,007	-
Health and Human Services, Department of	Direct		5 R01MH126693-03	93.242	Mental Health Research Grants	418,348	22,483
Health and Human Services, Department of	Direct		5 R21 MH123218-02	93.242	Mental Health Research Grants	42,071	-
Health and Human Services, Department of	Direct		5 R21 MH126756-02	93.242	Mental Health Research Grants	149,874	43,184
Health and Human Services, Department of	Direct		5 R21 MH127485 02	93.242	Mental Health Research Grants	369,784	-
Health and Human Services, Department of	Direct		5 R21 MH129909-02	93.242	Mental Health Research Grants	210,105	-
Health and Human Services, Department of	Direct		5 R34 MH124767-03	93.242	Mental Health Research Grants	105,246	-
Health and Human Services, Department of	Direct		5K01MH133504-02	93.242	Mental Health Research Grants	148,335	-
Health and Human Services, Department of	Direct		5R01MH118634-05	93.242	Mental Health Research Grants	680,571	14,027
Health and Human Services, Department of	Direct		5R01MH123458-04	93.242	Mental Health Research Grants	265,977	-
Health and Human Services, Department of	Direct		5R01MH125857-04	93.242	Mental Health Research Grants	789,073	143,249
Health and Human Services, Department of	Direct		5R01MH126871-04	93.242	Mental Health Research Grants	666,421	136,322
Health and Human Services, Department of	Direct		5R21MH131527-02	93.242	Mental Health Research Grants	230,544	31,180
Health and Human Services, Department of	Direct		5R25MH126703-04	93.242	Mental Health Research Grants	360,148	-
Health and Human Services, Department of	Direct		7 K01 MH107774-05	93.242	Mental Health Research Grants	5,873	-
Health and Human Services, Department of	Direct		F31MH135708-02	93.242	Mental Health Research Grants	41,631	-
Health and Human Services, Department of	Pass-Through	Arizona State University	ASUB00000908	93.242	Mental Health Research Grants	(5,122)	-
Health and Human Services, Department of	Pass-Through	Emory University	A621472	93.242	Mental Health Research Grants	21,570	-
Health and Human Services, Department of	Pass-Through	Emory University	A962696	93.242	Mental Health Research Grants	104,515	-
Health and Human Services, Department of	Pass-Through	Flektion International University	000486	93.242	Mental Health Research Grants	89	-
Health and Human Services, Department of	Pass-Through	Hektoen Institute for Medical Research, The	50082-R01-UMICH02	93.242	Mental Health Research Grants	25,716	-
Health and Human Services, Department of	Pass-Through	Henry Ford Health System	B11239UM	93.242	Mental Health Research Grants	22,599	-
Health and Human Services, Department of	Pass-Through	Henry Ford Health System	B11254_UM	93.242	Mental Health Research Grants	42,280	-
Health and Human Services, Department of	Pass-Through	Indiana University-Purdue University Indianapolis (IUPUI)	8819-UM	93.242	Mental Health Research Grants	91,038	-
Health and Human Services, Department of	Pass-Through	Johns Hopkins University	2004696001	93.242	Mental Health Research Grants	12,871	-
Health and Human Services, Department of	Pass-Through	Johns Hopkins University	2005819334	93.242	Mental Health Research Grants	233,853	-
Health and Human Services, Department of	Pass-Through	Michigan State University (MSU)	RC109167UM	93.242	Mental Health Research Grants	60,560	-
Health and Human Services, Department of	Pass-Through	Michigan State University (MSU)	RC114347UM	93.242	Mental Health Research Grants	188,304	-
Health and Human Services, Department of	Pass-Through	New York University	F2182-04 / iB00623548	93.242	Mental Health Research Grants	136,674	-
Health and Human Services, Department of	Pass-Through	New York University Grossman School of Medicine	21-A1-00-1004371/Proj.270230	93.242	Mental Health Research Grants	8,148	-
Health and Human Services, Department of	Pass-Through	Oui Therapeutics	Roundtable Research Agreement	93.242	Mental Health Research Grants	124,176	-
Health and Human Services, Department of	Pass-Through	Regents of the University of California	2022-1659	93.242	Mental Health Research Grants	21,370	-
Health and Human Services, Department of	Pass-Through	Research Foundation for Mental Hygiene, Inc.	160829	93.242	Mental Health Research Grants	162,835	-

University of Michigan
Schedule of Expenditures of Federal Awards
For the Year Ended June 30, 2024

Cluster Title/Federal Grantor/Program	Type	Pass-Through Grantor	Award Identifier	Assistance Listing Number	Assistance Listing Program Title	Federal Expenditures	Passed-Through to Subrecipients
Health and Human Services, Department of	Direct		5 R01 AA028761-04	93.273	Alcohol Research Programs	392,872	-
Health and Human Services, Department of	Direct		5 R01 AA029400-04	93.273	Alcohol Research Programs	812,828	-
Health and Human Services, Department of	Direct		5 R01 AA030748-02	93.273	Alcohol Research Programs	407,348	-
Health and Human Services, Department of	Direct		5 R01AA029808-03	93.273	Alcohol Research Programs	744,401	-
Health and Human Services, Department of	Direct		5 R03 AA027751-02	93.273	Alcohol Research Programs	7,949	-
Health and Human Services, Department of	Direct		5 R21 AA027875-02	93.273	Alcohol Research Programs	(3,540)	-
Health and Human Services, Department of	Direct		5 R33AA028315-05	93.273	Alcohol Research Programs	337,954	-
Health and Human Services, Department of	Direct		5K01AA027558-05	93.273	Alcohol Research Programs	134,250	-
Health and Human Services, Department of	Direct		5K23AA022641-05	93.273	Alcohol Research Programs	328	-
Health and Human Services, Department of	Direct		5K23AA028232-05	93.273	Alcohol Research Programs	212,728	-
Health and Human Services, Department of	Direct		5R01AA028158-05	93.273	Alcohol Research Programs	420,305	-
Health and Human Services, Department of	Direct		5R34AA027272-03	93.273	Alcohol Research Programs	42,158	-
Health and Human Services, Department of	Direct		T32 AA007477	93.273	Alcohol Research Programs	508,065	-
Health and Human Services, Department of	Pass-Through	Florida State University (FSU)	R000002936	93.273	Alcohol Research Programs	7,576	-
Health and Human Services, Department of	Pass-Through	Florida State University (FSU)	R000002936	93.273	Alcohol Research Programs	40,005	-
Health and Human Services, Department of	Pass-Through	Arborsense, Inc.	Research Agreement	93.273	Alcohol Research Programs	32,134	-
Health and Human Services, Department of	Pass-Through	Carnegie-Mellon University	1090775-477952	93.273	Alcohol Research Programs	24,709	-
Health and Human Services, Department of	Pass-Through	Georgia State University	SP00014947-03	93.273	Alcohol Research Programs	6,284	-
Health and Human Services, Department of	Pass-Through	Michigan State University (MSU)	RC112828	93.273	Alcohol Research Programs	14,173	-
Health and Human Services, Department of	Pass-Through	The Trustees of Columbia University In The City of New York dba Columbia University	1(GG014239)	93.273	Alcohol Research Programs	97,262	-
Health and Human Services, Department of	Pass-Through	The Washington University dba Washington University In St. Louis	WU-23-0237	93.273	Alcohol Research Programs	27,104	-
Health and Human Services, Department of	Pass-Through	University of Wisconsin	0000003262	93.273	Alcohol Research Programs	65,390	-
Health and Human Services, Department of	Pass-Through	Yale University	GR106383 (CON-80001834)	93.273	Alcohol Research Programs	9,511	-
						\$ 7,524,900	\$ 248,908
Health and Human Services, Department of	Direct		1 F31 DA058358-01A1	93.279	Drug Abuse and Addiction Research Programs	\$ 9,340	\$ -
Health and Human Services, Department of	Direct		1 K23 DA059484 - 01	93.279	Drug Abuse and Addiction Research Programs	10,426	-
Health and Human Services, Department of	Direct		1 R01 DA05793 01A1	93.279	Drug Abuse and Addiction Research Programs	487,133	-
Health and Human Services, Department of	Direct		1 UG3 NS115108-01A1	93.279	Drug Abuse and Addiction Research Programs	(120,340)	-
Health and Human Services, Department of	Direct		1R01DA056415-02	93.279	Drug Abuse and Addiction Research Programs	236,450	2,217
Health and Human Services, Department of	Direct		1R01DA057297-03	93.279	Drug Abuse and Addiction Research Programs	632,768	-
Health and Human Services, Department of	Direct		1R01DA057591-01	93.279	Drug Abuse and Addiction Research Programs	674,390	-
Health and Human Services, Department of	Direct		2R01DA031160-10A1	93.279	Drug Abuse and Addiction Research Programs	10,048	-
Health and Human Services, Department of	Direct		3 UH3DA050173-02S1	93.279	Drug Abuse and Addiction Research Programs	1,603,298	-
Health and Human Services, Department of	Direct		5 F31 DA053697-03	93.279	Drug Abuse and Addiction Research Programs	23,432	-
Health and Human Services, Department of	Direct		5 F31 DA055451-03	93.279	Drug Abuse and Addiction Research Programs	40,657	-
Health and Human Services, Department of	Direct		5 F31 DA056192-02	93.279	Drug Abuse and Addiction Research Programs	7,011	-
Health and Human Services, Department of	Direct		5 F31 DA057048-02	93.279	Drug Abuse and Addiction Research Programs	46,109	-
Health and Human Services, Department of	Direct		5 K01 DA044270-05	93.279	Drug Abuse and Addiction Research Programs	154,918	-
Health and Human Services, Department of	Direct		5 K01 DA049219 04	93.279	Drug Abuse and Addiction Research Programs	227,260	-
Health and Human Services, Department of	Direct		5 K08 DA048110-05	93.279	Drug Abuse and Addiction Research Programs	171,348	-
Health and Human Services, Department of	Direct		5 K23 DA047475-05	93.279	Drug Abuse and Addiction Research Programs	211,638	-
Health and Human Services, Department of	Direct		5 P50 DA054039-04	93.279	Drug Abuse and Addiction Research Programs	3,210,741	922,755
Health and Human Services, Department of	Direct		5 R01 DA001411-47	93.279	Drug Abuse and Addiction Research Programs	3,266	-
Health and Human Services, Department of	Direct		5 R01 DA001411-50	93.279	Drug Abuse and Addiction Research Programs	6,011,910	41,957
Health and Human Services, Department of	Direct		5 R01 DA015188-15	93.279	Drug Abuse and Addiction Research Programs	(460)	-
Health and Human Services, Department of	Direct		5 R01 DA016575-19	93.279	Drug Abuse and Addiction Research Programs	5,256	-
Health and Human Services, Department of	Direct		5 R01 DA016575-22	93.279	Drug Abuse and Addiction Research Programs	2,646,610	63,400
Health and Human Services, Department of	Direct		5 R01 DA031160 09	93.279	Drug Abuse and Addiction Research Programs	143,529	-
Health and Human Services, Department of	Direct		5 R01 DA039901-10	93.279	Drug Abuse and Addiction Research Programs	684,400	46,984
Health and Human Services, Department of	Direct		5 R01 DA039952-05	93.279	Drug Abuse and Addiction Research Programs	(8)	-
Health and Human Services, Department of	Direct		5 R01 DA044204-05	93.279	Drug Abuse and Addiction Research Programs	317,832	-
Health and Human Services, Department of	Direct		5 R01 DA044960-05	93.279	Drug Abuse and Addiction Research Programs	157,400	22,398
Health and Human Services, Department of	Direct		5 R01 DA045063-05	93.279	Drug Abuse and Addiction Research Programs	11,962	24,967
Health and Human Services, Department of	Direct		5 R01 DA045705-04	93.279	Drug Abuse and Addiction Research Programs	62,057	-
Health and Human Services, Department of	Direct		5 R01 DA046403-05	93.279	Drug Abuse and Addiction Research Programs	514,719	-
Health and Human Services, Department of	Direct		5 R01 DA048625 05	93.279	Drug Abuse and Addiction Research Programs	609,221	64,817
Health and Human Services, Department of	Direct		5 R01 DA049795 03	93.279	Drug Abuse and Addiction Research Programs	219,816	-
Health and Human Services, Department of	Direct		5 R01 DA052310 04	93.279	Drug Abuse and Addiction Research Programs	303,082	-
Health and Human Services, Department of	Direct		5 R01 DA053200-03	93.279	Drug Abuse and Addiction Research Programs	352,756	-
Health and Human Services, Department of	Direct		5 R01 DA054094-04	93.279	Drug Abuse and Addiction Research Programs	595,216	-
Health and Human Services, Department of	Direct		5 R01 DA055026-03	93.279	Drug Abuse and Addiction Research Programs	408,537	-
Health and Human Services, Department of	Direct		5 R01 DA055027-03	93.279	Drug Abuse and Addiction Research Programs	565,642	80,964
Health and Human Services, Department of	Direct		5 R01 DA056438-03	93.279	Drug Abuse and Addiction Research Programs	837,165	-
Health and Human Services, Department of	Direct		5 R01 DA057284-03	93.279	Drug Abuse and Addiction Research Programs	553,433	-
Health and Human Services, Department of	Direct		5 R01DA048993 05	93.279	Drug Abuse and Addiction Research Programs	365,621	61,338
Health and Human Services, Department of	Direct		5 R21 DA050518-02	93.279	Drug Abuse and Addiction Research Programs	87,458	58,355
Health and Human Services, Department of	Direct		5 R21 DA052594-02	93.279	Drug Abuse and Addiction Research Programs	82,752	-
Health and Human Services, Department of	Direct		5 R21 DA055067-02	93.279	Drug Abuse and Addiction Research Programs	107,882	-
Health and Human Services, Department of	Direct		5 R21 DA057617-02	93.279	Drug Abuse and Addiction Research Programs	181,549	22,602
Health and Human Services, Department of	Direct		5 R34 DA045067-03	93.279	Drug Abuse and Addiction Research Programs	(23)	-
Health and Human Services, Department of	Direct		5 R37DA039997 10	93.279	Drug Abuse and Addiction Research Programs	817,694	94,968
Health and Human Services, Department of	Direct		5 R61 DA059916-02	93.279	Drug Abuse and Addiction Research Programs	353,483	-
Health and Human Services, Department of	Direct		5 U01 DA 043098-07	93.279	Drug Abuse and Addiction Research Programs	828,855	98,432
Health and Human Services, Department of	Direct		5 U01 DA041106-10	93.279	Drug Abuse and Addiction Research Programs	2,150,867	-
Health and Human Services, Department of	Direct		5 UG3 DA056884 02	93.279	Drug Abuse and Addiction Research Programs	958,318	-
Health and Human Services, Department of	Direct		5 UH3 NS115108-04	93.279	Drug Abuse and Addiction Research Programs	971,758	121,289

**University of Michigan
Schedule of Expenditures of Federal Awards
For the Year Ended June 30, 2024**

Cluster Title/Federal Grantor/Program	Type	Pass-Through Grantor	Award Identifier	Assistance Listing Number	Assistance Listing Program Title	Federal Expenditures	Passed-Through to Subrecipients
Health and Human Services, Department of	Direct		5K23DA051561-03	93.279	Drug Abuse and Addiction Research Programs	182,503	-
Health and Human Services, Department of	Direct		7 R01 DA047978 05	93.279	Drug Abuse and Addiction Research Programs	444,103	-
Health and Human Services, Department of	Direct		T32DA007281	93.279	Drug Abuse and Addiction Research Programs	289,089	-
Health and Human Services, Department of	Pass-Through	Drexel University	900351	93.279	Drug Abuse and Addiction Research Programs	137,227	-
Health and Human Services, Department of	Pass-Through	Arborsense, Inc.	Research Agreement	93.279	Drug Abuse and Addiction Research Programs	154,227	-
Health and Human Services, Department of	Pass-Through	Children's Hospital of Los Angeles	000015653-A	93.279	Drug Abuse and Addiction Research Programs	67,984	-
Health and Human Services, Department of	Pass-Through	Cleveland Clinic Lerner College of Medicine	CCF24725424	93.279	Drug Abuse and Addiction Research Programs	10,682	-
Health and Human Services, Department of	Pass-Through	Drexel University	900148	93.279	Drug Abuse and Addiction Research Programs	17,974	-
Health and Human Services, Department of	Pass-Through	Drexel University	900148	93.279	Drug Abuse and Addiction Research Programs	3,531	-
Health and Human Services, Department of	Pass-Through	Eleven Therapeutics Corporation	Roundtable Research	93.279	Drug Abuse and Addiction Research Programs	57,724	-
Health and Human Services, Department of	Pass-Through	Fordham University	FORD0081-30290	93.279	Drug Abuse and Addiction Research Programs	621	-
Health and Human Services, Department of	Pass-Through	Joan & Sanford I. Weill Medical College of Cornell University	227137-2	93.279	Drug Abuse and Addiction Research Programs	(15,190)	-
Health and Human Services, Department of	Pass-Through	Joan & Sanford I. Weill Medical College of Cornell University	231760-2	93.279	Drug Abuse and Addiction Research Programs	51,014	-
Health and Human Services, Department of	Pass-Through	New York University Grossman School of Medicine	22-A1-001003947POM240753407	93.279	Drug Abuse and Addiction Research Programs	54,334	-
Health and Human Services, Department of	Pass-Through	RAND Corporation	SCON-00000283	93.279	Drug Abuse and Addiction Research Programs	21,251	-
Health and Human Services, Department of	Pass-Through	Research Foundation of City University of New York (CUNY)	CM0008275	93.279	Drug Abuse and Addiction Research Programs	(1,140)	-
Health and Human Services, Department of	Pass-Through	Stanford University	63490277-287187	93.279	Drug Abuse and Addiction Research Programs	156,590	-
Health and Human Services, Department of	Pass-Through	Stony Brook University	1176179-2-94814	93.279	Drug Abuse and Addiction Research Programs	235,471	-
Health and Human Services, Department of	Pass-Through	Texas State University, San Marcos	24019-84329-2	93.279	Drug Abuse and Addiction Research Programs	53,436	-
Health and Human Services, Department of	Pass-Through	The Icahn School of Medicine at Mount Sinai (ISMMS)	0255-H652-4609	93.279	Drug Abuse and Addiction Research Programs	50,357	-
Health and Human Services, Department of	Pass-Through	The Washington University dba Washington University In St. Louis	WU_23-0409-MOD-2	93.279	Drug Abuse and Addiction Research Programs	402,547	-
Health and Human Services, Department of	Pass-Through	The Washington University dba Washington University In St. Louis	WU-23-0409 Si00012829	93.279	Drug Abuse and Addiction Research Programs	281,800	-
Health and Human Services, Department of	Pass-Through	University of California, San Diego	704051	93.279	Drug Abuse and Addiction Research Programs	(5,806)	-
Health and Human Services, Department of	Pass-Through	University of California, San Diego	704051	93.279	Drug Abuse and Addiction Research Programs	27,295	-
Health and Human Services, Department of	Pass-Through	University of California, San Diego	704051	93.279	Drug Abuse and Addiction Research Programs	8,196	-
Health and Human Services, Department of	Pass-Through	University of California, San Diego	704897	93.279	Drug Abuse and Addiction Research Programs	38,293	-
Health and Human Services, Department of	Pass-Through	University of Colorado	FY22.1144.001	93.279	Drug Abuse and Addiction Research Programs	34,222	-
Health and Human Services, Department of	Pass-Through	University of Minnesota	P007318202	93.279	Drug Abuse and Addiction Research Programs	122,082	-
Health and Human Services, Department of	Pass-Through	University of New Mexico	028455-871E	93.279	Drug Abuse and Addiction Research Programs	43,817	-
Health and Human Services, Department of	Pass-Through	University of New Mexico	028487-871E	93.279	Drug Abuse and Addiction Research Programs	190,339	-
Health and Human Services, Department of	Pass-Through	University of Pittsburgh-Of The Commonwealth System of Higher Education	AWD00004830- (137089-5)	93.279	Drug Abuse and Addiction Research Programs	15,940	-
Health and Human Services, Department of	Pass-Through	University of Pittsburgh-Of The Commonwealth System of Higher Education	AWD00006300 (138503-8)	93.279	Drug Abuse and Addiction Research Programs	116,876	-
Health and Human Services, Department of	Pass-Through	University of Pittsburgh-Of The Commonwealth System of Higher Education	AWD00008287 (139598-8)	93.279	Drug Abuse and Addiction Research Programs	6,403	-
Health and Human Services, Department of	Pass-Through	University of Wisconsin	855K400	93.279	Drug Abuse and Addiction Research Programs	59,927	-
						\$ 32,859,901	\$ 1,727,443
Health and Human Services, Department of	Direct		5 U01 DP006442 05	93.283	Centers for Disease Control and Prevention Investigations and Technical Assistance	\$ 630,912	\$ -
Health and Human Services, Department of	Direct		5 U01DP006489-03-00	93.283	Centers for Disease Control and Prevention Investigations and Technical Assistance	75,424	-
						\$ 706,336	\$ -
Health and Human Services, Department of	Pass-Through	ArchieMD, Inc.	research agreement	93.285	National Institutes of Health Pediatric Research Loan Repayment Program	\$ (17,607)	\$ -
Health and Human Services, Department of	Direct		1 R01 EB031166-01	93.286	Discovery and Applied Research for Technological Innovations to Improve Human Health	\$ 502,454	\$ -
Health and Human Services, Department of	Direct		1 R21 EB026290-01A1	93.286	Discovery and Applied Research for Technological Innovations to Improve Human Health	6,204	-
Health and Human Services, Department of	Direct		1 R21 EB035261-01	93.286	Discovery and Applied Research for Technological Innovations to Improve Human Health	121,396	-
Health and Human Services, Department of	Direct		1R21EB032514-01A1	93.286	Discovery and Applied Research for Technological Innovations to Improve Human Health	60,802	-
Health and Human Services, Department of	Direct		1R21EB034344-01A1	93.286	Discovery and Applied Research for Technological Innovations to Improve Human Health	39,688	-
Health and Human Services, Department of	Direct		3 R01 EB030031-04S2	93.286	Discovery and Applied Research for Technological Innovations to Improve Human Health	168,077	-
Health and Human Services, Department of	Direct		5 F31 EB032745-02	93.286	Discovery and Applied Research for Technological Innovations to Improve Human Health	67,081	-
Health and Human Services, Department of	Direct		5 K01 EB028877-04	93.286	Discovery and Applied Research for Technological Innovations to Improve Human Health	23,309	-
Health and Human Services, Department of	Direct		5 K99 EB031564 02	93.286	Discovery and Applied Research for Technological Innovations to Improve Human Health	51,564	-
Health and Human Services, Department of	Direct		5 R00 EB028840-05	93.286	Discovery and Applied Research for Technological Innovations to Improve Human Health	349,674	-
Health and Human Services, Department of	Direct		5 R01 EB022075-08	93.286	Discovery and Applied Research for Technological Innovations to Improve Human Health	548,981	9,957
Health and Human Services, Department of	Direct		5 R01 EB028309-04	93.286	Discovery and Applied Research for Technological Innovations to Improve Human Health	180,156	-
Health and Human Services, Department of	Direct		5 R01 EB028775-04	93.286	Discovery and Applied Research for Technological Innovations to Improve Human Health	307,785	20,819
Health and Human Services, Department of	Direct		5 R01 EB030474-04	93.286	Discovery and Applied Research for Technological Innovations to Improve Human Health	397,653	-
Health and Human Services, Department of	Direct		5 R01 EB030492-04	93.286	Discovery and Applied Research for Technological Innovations to Improve Human Health	768,839	-
Health and Human Services, Department of	Direct		5 R01 EB032328-03	93.286	Discovery and Applied Research for Technological Innovations to Improve Human Health	770,143	68,466
Health and Human Services, Department of	Direct		5 R01 EB032772-03	93.286	Discovery and Applied Research for Technological Innovations to Improve Human Health	501,006	-

**University of Michigan
Schedule of Expenditures of Federal Awards
For the Year Ended June 30, 2024**

Cluster Title/Federal Grantor/Program	Type	Pass-Through Grantor	Award Identifier	Assistance Listing Number	Assistance Listing Program Title	Federal Expenditures	Passed-Through to Subrecipients
Health and Human Services, Department of	Direct		5 R01 EB034399-02	93.286	Discovery and Applied Research for Technological Innovations to Improve Human Health	550,094	63,781
Health and Human Services, Department of	Direct		5 R01B021155 08	93.286	Discovery and Applied Research for Technological Innovations to Improve Human Health	273,684	-
Health and Human Services, Department of	Direct		5 R13 EB030941-02	93.286	Discovery and Applied Research for Technological Innovations to Improve Human Health	840	-
Health and Human Services, Department of	Direct		5 R21 EB027276-03	93.286	Discovery and Applied Research for Technological Innovations to Improve Human Health	49,292	44,582
Health and Human Services, Department of	Direct		5 R21 EB032661-02	93.286	Discovery and Applied Research for Technological Innovations to Improve Human Health	212,368	-
Health and Human Services, Department of	Direct		5 U01 EB026977-05	93.286	Discovery and Applied Research for Technological Innovations to Improve Human Health	89,199	-
Health and Human Services, Department of	Direct		5 U01 EB028235-05	93.286	Discovery and Applied Research for Technological Innovations to Improve Human Health	401,944	-
Health and Human Services, Department of	Direct		7R21EB030769-02	93.286	Discovery and Applied Research for Technological Innovations to Improve Human Health	168,161	-
Health and Human Services, Department of	Direct		T32 EB032756	93.286	Discovery and Applied Research for Technological Innovations to Improve Human Health	100,901	-
Health and Human Services, Department of	Pass-Through	Children's Hospital Medical Center dba Cincinnati Children's Hospital Medical Center	314370/ OS0002944	93.286	Discovery and Applied Research for Technological Innovations to Improve Human Health	12,503	-
Health and Human Services, Department of	Pass-Through	Michigan State University (MSU)	RC111834A	93.286	Discovery and Applied Research for Technological Innovations to Improve Human Health	638	-
Health and Human Services, Department of	Pass-Through	Michigan State University (MSU)	RC111834A	93.286	Discovery and Applied Research for Technological Innovations to Improve Human Health	7,246	-
Health and Human Services, Department of	Pass-Through	Michigan State University (MSU)	RC114439UM	93.286	Discovery and Applied Research for Technological Innovations to Improve Human Health	148,499	-
Health and Human Services, Department of	Pass-Through	Michigan State University (MSU)	RC114760UM	93.286	Discovery and Applied Research for Technological Innovations to Improve Human Health	101,129	-
Health and Human Services, Department of	Pass-Through	Michigan Technological University	1906010Z1/PO106313	93.286	Discovery and Applied Research for Technological Innovations to Improve Human Health	52,820	-
Health and Human Services, Department of	Pass-Through	PhotoSonoX LLC	Subcontract Agreement	93.286	Discovery and Applied Research for Technological Innovations to Improve Human Health	15,881	-
Health and Human Services, Department of	Pass-Through	The Brigham and Women's Hospital, Inc.	128032	93.286	Discovery and Applied Research for Technological Innovations to Improve Human Health	134,947	-
Health and Human Services, Department of	Pass-Through	The University of Illinois at Chicago	18753	93.286	Discovery and Applied Research for Technological Innovations to Improve Human Health	657	-
Health and Human Services, Department of	Pass-Through	University of Wisconsin	000002074	93.286	Discovery and Applied Research for Technological Innovations to Improve Human Health	64,429	-
Health and Human Services, Department of	Pass-Through	Education Training and Research Associates	1TP2AH000065-01-00	93.297	Teenage Pregnancy Prevention Program	\$ 7,250,044	\$ 207,605
Health and Human Services, Department of	Direct		5 U81 HP29300 07	93.300	National Center for Health Workforce Analysis	\$ 181	\$ -
Health and Human Services, Department of	Direct		1 F30 MD019520-01	93.307	Minority Health and Health Disparities Research	\$ 1,982	\$ -
Health and Human Services, Department of	Direct		1 K08 MD017303 03	93.307	Minority Health and Health Disparities Research	\$ 2,352	\$ -
Health and Human Services, Department of	Direct		5 F32 MD017937-02	93.307	Minority Health and Health Disparities Research	178,013	-
Health and Human Services, Department of	Direct		5 K23 MD016430 04	93.307	Minority Health and Health Disparities Research	75,285	-
Health and Human Services, Department of	Direct		5 K23 MD016950 03	93.307	Minority Health and Health Disparities Research	195,482	-
Health and Human Services, Department of	Direct		5 K23 MD017253-03	93.307	Minority Health and Health Disparities Research	117,971	-
Health and Human Services, Department of	Direct		5 R01 MD011516-04	93.307	Minority Health and Health Disparities Research	163,608	-
Health and Human Services, Department of	Direct		5 R01 MD011570-06	93.307	Minority Health and Health Disparities Research	244,526	72,157
Health and Human Services, Department of	Direct		5 R01 MD011716-06	93.307	Minority Health and Health Disparities Research	(1,107)	-
Health and Human Services, Department of	Direct		5 R01 MD011721-05	93.307	Minority Health and Health Disparities Research	391,509	8,858
Health and Human Services, Department of	Direct		5 R01 MD013299-05	93.307	Minority Health and Health Disparities Research	413,869	137,770
Health and Human Services, Department of	Direct		5 R01 MD015024-03	93.307	Minority Health and Health Disparities Research	172,905	-
Health and Human Services, Department of	Direct		5 R01 MD016046-03	93.307	Minority Health and Health Disparities Research	312,832	-
Health and Human Services, Department of	Direct		5 R01 MD016244-03	93.307	Minority Health and Health Disparities Research	639,145	211,447
Health and Human Services, Department of	Direct		5 R01 MD016867-04	93.307	Minority Health and Health Disparities Research	702,431	90,387
Health and Human Services, Department of	Direct		5 R01 MD017218-03	93.307	Minority Health and Health Disparities Research	784,400	-
Health and Human Services, Department of	Direct		5 R21 MD015847 02	93.307	Minority Health and Health Disparities Research	379,313	134,310
Health and Human Services, Department of	Direct		5 R21 MD016940-02	93.307	Minority Health and Health Disparities Research	110,863	-
Health and Human Services, Department of	Direct		5 T37 MD001425-25	93.307	Minority Health and Health Disparities Research	64,159	7,476
Health and Human Services, Department of	Direct		5 U01 MD010579-05	93.307	Minority Health and Health Disparities Research	244,328	-
Health and Human Services, Department of	Direct		5 U01 MD017867-03	93.307	Minority Health and Health Disparities Research	166,074	41,371
Health and Human Services, Department of	Direct		5R01MD014958-04	93.307	Minority Health and Health Disparities Research	662,439	228,731
Health and Human Services, Department of	Direct		RF1NR020753	93.307	Minority Health and Health Disparities Research	691,338	68,268
Health and Human Services, Department of	Pass-Through	Duke University	303002406	93.307	Minority Health and Health Disparities Research	769,470	149,805
Health and Human Services, Department of	Pass-Through	Medical University of South Carolina	A23-0100-S003	93.307	Minority Health and Health Disparities Research	28,243	-
Health and Human Services, Department of	Pass-Through	Northwestern University	60067421 UMICH	93.307	Minority Health and Health Disparities Research	28,792	-
Health and Human Services, Department of	Pass-Through	RAND Corporation	SCON-00000484	93.307	Minority Health and Health Disparities Research	231,087	-
Health and Human Services, Department of	Pass-Through	The President and Fellows of Harvard College aka Harvard University	158322.5121907.0003	93.307	Minority Health and Health Disparities Research	50,508	-
Health and Human Services, Department of	Pass-Through	The Trustees of The University of Pennsylvania	583611	93.307	Minority Health and Health Disparities Research	20,882	-
Health and Human Services, Department of	Pass-Through	The University of Illinois at Chicago	18380	93.307	Minority Health and Health Disparities Research	20,401	-
Health and Human Services, Department of	Pass-Through	The University of Illinois at Chicago	19952	93.307	Minority Health and Health Disparities Research	17,322	-
Health and Human Services, Department of	Pass-Through	The Washington University dba Washington University In St. Louis	WU-23-0119 PO# ST00011258	93.307	Minority Health and Health Disparities Research	13,496	-
Health and Human Services, Department of	Pass-Through	University of California - Los Angeles	15570000155201	93.307	Minority Health and Health Disparities Research	(8,690)	-
Health and Human Services, Department of	Pass-Through	University of California, San Francisco (UCSF)	13022se	93.307	Minority Health and Health Disparities Research	19,160	-
Health and Human Services, Department of	Pass-Through	University of Central Florida	GR107992/PO-UCF00022491	93.307	Minority Health and Health Disparities Research	6,185	-
Health and Human Services, Department of	Pass-Through			93.307	Minority Health and Health Disparities Research	139,273	-

University of Michigan
Schedule of Expenditures of Federal Awards
For the Year Ended June 30, 2024

Cluster Title/Federal Grantor/Program	Type	Pass-Through Grantor	Award Identifier	Assistance Listing Number	Assistance Listing Program Title	Federal Expenditures	Passed-Through to Subrecipients
Health and Human Services, Department of	Pass-Through	University of Chicago	AWD102471 (SUB00000621)	93.307	Minority Health and Health Disparities Research	6,956	-
Health and Human Services, Department of	Pass-Through	University of Guam	RCUOG-2023-01	93.307	Minority Health and Health Disparities Research	106,477	-
Health and Human Services, Department of	Pass-Through	University of Massachusetts Chan Medical School	SUB00000345	93.307	Minority Health and Health Disparities Research	56,535	-
						\$ 8,217,832	\$ 1,150,580
Health and Human Services, Department of	Direct		1 R03 OD034500-01	93.310	Trans-NIH Research Support	267,745	\$ -
Health and Human Services, Department of	Direct		1 R03 OD036493-01	93.310	Trans-NIH Research Support	99,566	-
Health and Human Services, Department of	Direct		1 R03OD030605 01	93.310	Trans-NIH Research Support	17,380	-
Health and Human Services, Department of	Direct		1 R03OD32625-01	93.310	Trans-NIH Research Support	53,630	-
Health and Human Services, Department of	Direct		1 U18 TR003812-01	93.310	Trans-NIH Research Support	3,073	-
Health and Human Services, Department of	Direct		1U24HD111315-01	93.310	Trans-NIH Research Support	1,044,171	-
Health and Human Services, Department of	Direct		4 U18 TR003812-02	93.310	Trans-NIH Research Support	147,217	-
Health and Human Services, Department of	Direct		4 UH3 CA268091 04	93.310	Trans-NIH Research Support	674,549	12,876
Health and Human Services, Department of	Direct		5 U24 DK112342-06	93.310	Trans-NIH Research Support	1,100,080	-
Health and Human Services, Department of	Direct		5 U2CES030164-04	93.310	Trans-NIH Research Support	(12,669)	3,796
Health and Human Services, Department of	Direct		5 U54 CA280805-02	93.310	Trans-NIH Research Support	393,766	75,963
Health and Human Services, Department of	Direct		5 UG3 CA268091 02	93.310	Trans-NIH Research Support	93,310	7,986
Health and Human Services, Department of	Direct		5 UM1 NS118922 03	93.310	Trans-NIH Research Support	2,609,897	1,021,455
Health and Human Services, Department of	Direct		3 OT2 OD028191-01S3	93.310	Trans-NIH Research Support	30,008	-
Health and Human Services, Department of	Direct		3 OT2 OD030538-01S1	93.310	Trans-NIH Research Support	131,488	117,135
Health and Human Services, Department of	Pass-Through	Aga Khan University	Sub-AgreementP	93.310	Trans-NIH Research Support	79,162	-
Health and Human Services, Department of	Pass-Through	Aga Khan University	Sub-Grant Agreement	93.310	Trans-NIH Research Support	264,580	-
Health and Human Services, Department of	Pass-Through	Case Western Reserve University	RES600505	93.310	Trans-NIH Research Support	169,802	-
Health and Human Services, Department of	Pass-Through	Case Western Reserve University	RES602126	93.310	Trans-NIH Research Support	339,549	-
Health and Human Services, Department of	Pass-Through	Duke University	303001176	93.310	Trans-NIH Research Support	(8,192)	-
Health and Human Services, Department of	Pass-Through	Duke University	A03-5274	93.310	Trans-NIH Research Support	(16,603)	-
Health and Human Services, Department of	Pass-Through	Michigan State University (MSU)	RC108889UM	93.310	Trans-NIH Research Support	2,863	-
Health and Human Services, Department of	Pass-Through	Michigan State University (MSU)	RC108889UM	93.310	Trans-NIH Research Support	699	-
Health and Human Services, Department of	Pass-Through	Michigan State University (MSU)	RC108889UM	93.310	Trans-NIH Research Support	129,163	-
Health and Human Services, Department of	Pass-Through	Michigan State University (MSU)	RC115711UM	93.310	Trans-NIH Research Support	79,724	-
Health and Human Services, Department of	Pass-Through	Northeastern University	500850-78051	93.310	Trans-NIH Research Support	306,642	-
Health and Human Services, Department of	Pass-Through	Northeastern University	500921-78052	93.310	Trans-NIH Research Support	406,163	-
Health and Human Services, Department of	Pass-Through	University of Illinois-Urbana-Champaign	107346-18823	93.310	Trans-NIH Research Support	5,051	-
Health and Human Services, Department of	Pass-Through	University of Iowa	S02667-01/02	93.310	Trans-NIH Research Support	268,302	-
Health and Human Services, Department of	Pass-Through	University of North Carolina at Chapel Hill	5128544	93.310	Trans-NIH Research Support	39,263	-
Health and Human Services, Department of	Pass-Through	University of Pittsburgh-Of The Commonwealth System of Higher Education	AWD00004814 (139412-7	93.310	Trans-NIH Research Support	1,604	-
Health and Human Services, Department of	Pass-Through	University of Southern California	SCON-00002635	93.310	Trans-NIH Research Support	6,585	-
Health and Human Services, Department of	Pass-Through	Wits Health Consortium	Subaward Agreement	93.310	Trans-NIH Research Support	41,449	-
						\$ 8,769,017	\$ 1,239,211
Health and Human Services, Department of	Pass-Through	Michigan, State of, Health and Human Services, Department of	E20215225-00 CN	93.323	Epidemiology and Laboratory Capacity for Infectious Diseases (ELC)	\$ 105,281	\$ -
Health and Human Services, Department of	Pass-Through	Michigan, State of, Health and Human Services, Department of	E20224018-00 CV	93.323	Epidemiology and Laboratory Capacity for Infectious Diseases (ELC)	(35,942)	-
Health and Human Services, Department of	Pass-Through	Michigan, State of, Health and Human Services, Department of	E20232044-01 K (ELCEDE-UM)	93.323	Epidemiology and Laboratory Capacity for Infectious Diseases (ELC)	544,530	-
Health and Human Services, Department of	Pass-Through	Michigan, State of, Health and Human Services, Department of	E20233375-002 L SEWRB	93.323	Epidemiology and Laboratory Capacity for Infectious Diseases (ELC)	517,739	-
Health and Human Services, Department of	Pass-Through	Michigan, State of, Health and Human Services, Department of	E20234148-Project M SEWRX	93.323	Epidemiology and Laboratory Capacity for Infectious Diseases (ELC)	241,118	-
Health and Human Services, Department of	Pass-Through	Michigan, State of, Health and Human Services, Department of	E20234278-AQ SSMU-UM	93.323	Epidemiology and Laboratory Capacity for Infectious Diseases (ELC)	284,857	-
Health and Human Services, Department of	Pass-Through	Michigan, State of, Health and Human Services, Department of	E20241840-00 L (ELCEDE-UM)	93.323	Epidemiology and Laboratory Capacity for Infectious Diseases (ELC)	1,304,539	15,487
Health and Human Services, Department of	Pass-Through	Michigan, State of, Health and Human Services, Department of	E20242114-Project AR (CRESS-UM)	93.323	Epidemiology and Laboratory Capacity for Infectious Diseases (ELC)	1,247,229	51,489
Health and Human Services, Department of	Pass-Through	Michigan, State of, Health and Human Services, Department of	E20243423-SEWRX	93.323	Epidemiology and Laboratory Capacity for Infectious Diseases (ELC)	815,044	-
Health and Human Services, Department of	Pass-Through	Michigan, State of, Health and Human Services, Department of	E20243424-00	93.323	Epidemiology and Laboratory Capacity for Infectious Diseases (ELC)	544,640	-
Health and Human Services, Department of	Pass-Through	Michigan, State of, Health and Human Services, Department of	E20243769-Project AO (SSMU-UM)	93.323	Epidemiology and Laboratory Capacity for Infectious Diseases (ELC)	921,630	-
						\$ 6,490,665	\$ 66,976
Health and Human Services, Department of	Direct		1R25TR004776-01	93.350	National Center for Advancing Translational Sciences	71,081	\$ -
Health and Human Services, Department of	Direct		5 K12TR004374-02	93.350	National Center for Advancing Translational Sciences	1,884,125	133,458
Health and Human Services, Department of	Direct		5 R01 TR004244-03	93.350	National Center for Advancing Translational Sciences	468,824	18,590
Health and Human Services, Department of	Direct		5 R21 TR003185 02	93.350	National Center for Advancing Translational Sciences	79,115	-
Health and Human Services, Department of	Direct		5 U01 TR002488-05	93.350	National Center for Advancing Translational Sciences	251,908	50,570
Health and Human Services, Department of	Direct		5 U01 TR003409-04	93.350	National Center for Advancing Translational Sciences	795,813	345,034
Health and Human Services, Department of	Direct		5 U01 TR004066-03	93.350	National Center for Advancing Translational Sciences	839,279	-
Health and Human Services, Department of	Direct		5 UL1 TR002240-05	93.350	National Center for Advancing Translational Sciences	(7,233)	-
Health and Human Services, Department of	Direct		SUM1TR004404-02	93.350	National Center for Advancing Translational Sciences	10,517,282	-
Health and Human Services, Department of	Direct		T32 TR004371	93.350	National Center for Advancing Translational Sciences	583,800	-
Health and Human Services, Department of	Direct		T32 TR004764	93.350	National Center for Advancing Translational Sciences	171,744	-
Health and Human Services, Department of	Direct		TL1 TR002242	93.350	National Center for Advancing Translational Sciences	(15,387)	-
Health and Human Services, Department of	Pass-Through	GrayRain, LLC	RESEARCH AGREEMENT	93.350	National Center for Advancing Translational Sciences	35,120	-
Health and Human Services, Department of	Pass-Through	Mayo Clinic	THE-254500-04	93.350	National Center for Advancing Translational Sciences	(13,397)	-
Health and Human Services, Department of	Pass-Through	University of Washington	UWSC12197	93.350	National Center for Advancing Translational Sciences	(27,540)	-

University of Michigan
Schedule of Expenditures of Federal Awards
For the Year Ended June 30, 2024

Cluster Title/Federal Grantor/Program	Type	Pass-Through Grantor	Award Identifier	Assistance Listing Number	Assistance Listing Program Title	Federal Expenditures	Passed-Through to Subrecipients
Health and Human Services, Department of	Pass-Through	University of Washington	UWSC12197	93.350	National Center for Advancing Translational Sciences	423,800	-
Health and Human Services, Department of	Pass-Through	Vanderbilt University	VUMC116725	93.350	National Center for Advancing Translational Sciences	44,824	-
Health and Human Services, Department of	Pass-Through	Virginia Commonwealth University	FP00010200_SA001	93.350	National Center for Advancing Translational Sciences	2,262	-
						\$ 16,105,420	\$ 547,652
Health and Human Services, Department of	Direct		1 S10 OD030275-01	93.351	Research Infrastructure Programs	-(134,693)	\$ -
Health and Human Services, Department of	Direct		1 S10 OD034346-01	93.351	Research Infrastructure Programs	69,734	-
Health and Human Services, Department of	Pass-Through	North Carolina State University	2018-0522-01	93.351	Research Infrastructure Programs	-(10,070)	-
Health and Human Services, Department of	Pass-Through	Texas Biomedical Research Institute	23-03508.057	93.351	Research Infrastructure Programs	33,355	-
						\$ (41,674)	\$ -
Health and Human Services, Department of	Direct		1 U01 CA232827-01A1	93.353	21st Century Cures Act - Beau Biden Cancer Moonshot	740,121	\$ 3,426
Health and Human Services, Department of	Direct		3 U01 DE029255 01S1	93.353	21st Century Cures Act - Beau Biden Cancer Moonshot	532,783	16,896
Health and Human Services, Department of	Direct		5 R37 CA283857-02	93.353	21st Century Cures Act - Beau Biden Cancer Moonshot	196,840	-
Health and Human Services, Department of	Direct		5 U01 CA254822-05	93.353	21st Century Cures Act - Beau Biden Cancer Moonshot	912,220	670,441
Health and Human Services, Department of	Direct		5 U01 CA274154-03	93.353	21st Century Cures Act - Beau Biden Cancer Moonshot	871,495	174,417
Health and Human Services, Department of	Direct		5 U01CA224145-03	93.353	21st Century Cures Act - Beau Biden Cancer Moonshot	-(26,605)	-
Health and Human Services, Department of	Pass-Through	Cedars-Sinai Medical Center	2324547	93.353	21st Century Cures Act - Beau Biden Cancer Moonshot	17,225	-
Health and Human Services, Department of	Pass-Through	Dana-Farber Cancer Institute, Inc.	1204005	93.353	21st Century Cures Act - Beau Biden Cancer Moonshot	7,135	-
Health and Human Services, Department of	Pass-Through	Dana-Farber Cancer Institute, Inc.	124002	93.353	21st Century Cures Act - Beau Biden Cancer Moonshot	(43)	-
Health and Human Services, Department of	Pass-Through	Kaiser Permanente Washington Research Institute (KPWHRI)	RNG210368-BUDG03-UMich	93.353	21st Century Cures Act - Beau Biden Cancer Moonshot	33,764	-
Health and Human Services, Department of	Pass-Through	Kaiser Permanente Washington Research Institute (KPWHRI)	RNG210368-BUDG03-UMich	93.353	21st Century Cures Act - Beau Biden Cancer Moonshot	38,081	-
Health and Human Services, Department of	Pass-Through	University of Minnesota	H008806801	93.353	21st Century Cures Act - Beau Biden Cancer Moonshot	-(7,229)	-
						\$ 3,315,787	\$ 865,180
Health and Human Services, Department of	Direct		1 F31 NR020837-01	93.361	Nursing Research	45,257	\$ -
Health and Human Services, Department of	Direct		1 F31 NR020838-02	93.361	Nursing Research	43,947	-
Health and Human Services, Department of	Direct		5 R01 NR013658-10	93.361	Nursing Research	584,378	185,790
Health and Human Services, Department of	Direct		5 R01 NR017096-05	93.361	Nursing Research	-(1,229)	-
Health and Human Services, Department of	Direct		5 R01 NR018830-04	93.361	Nursing Research	571,456	142,679
Health and Human Services, Department of	Direct		5 R01 NR020013 03	93.361	Nursing Research	516,888	-
Health and Human Services, Department of	Direct		5 R01 NR020310 03	93.361	Nursing Research	505,615	41,953
Health and Human Services, Department of	Direct		5 R01 NR020442-04	93.361	Nursing Research	518,092	-
Health and Human Services, Department of	Direct		5 U01 NR020556-03	93.361	Nursing Research	1,006,264	16,184
Health and Human Services, Department of	Direct		7 R01 NR019566-04	93.361	Nursing Research	184,432	103,132
Health and Human Services, Department of	Direct		T32 NR016914	93.361	Nursing Research	496,379	-
Health and Human Services, Department of	Pass-Through	Atrium Health	1955-45501-13000301714	93.361	Nursing Research	10,800	-
Health and Human Services, Department of	Pass-Through	Atrium Health	2016-45501-11000001967	93.361	Nursing Research	110,060	-
Health and Human Services, Department of	Pass-Through	Atrium Health	2016-45501-11000001967	93.361	Nursing Research	2,988	-
Health and Human Services, Department of	Pass-Through	Dana-Farber Cancer Institute, Inc.	1309303	93.361	Nursing Research	-(50,230)	-
Health and Human Services, Department of	Pass-Through	Michigan State University (MSU)	RC110324UM	93.361	Nursing Research	165,833	-
Health and Human Services, Department of	Pass-Through	Michigan State University (MSU)	RC111387C	93.361	Nursing Research	12,922	-
Health and Human Services, Department of	Pass-Through	The President and Fellows of Harvard College aka Harvard University	111371-5127676	93.361	Nursing Research	26,174	-
Health and Human Services, Department of	Pass-Through	The Trustees of The University of Pennsylvania	579284 PO 5170987	93.361	Nursing Research	16,848	-
Health and Human Services, Department of	Pass-Through	The University of Illinois at Chicago	19685	93.361	Nursing Research	69,110	-
Health and Human Services, Department of	Pass-Through	University of Washington	UWSC13053	93.361	Nursing Research	2,212	-
Health and Human Services, Department of	Pass-Through	University of Washington	UWSC13053	93.361	Nursing Research	-(230)	-
Health and Human Services, Department of	Pass-Through	University of Washington	UWSC13053	93.361	Nursing Research	127,848	-
						\$ 4,965,814	\$ 489,738
Health and Human Services, Department of	Pass-Through	Children's Hospital Medical Center dba Cincinnati Children's Hospital Medical Center	OS00000694/315569	93.365	Sickle Cell Treatment Demonstration Program	26,438	\$ -
Health and Human Services, Department of	Pass-Through	Children's Hospital Medical Center dba Cincinnati Children's Hospital Medical Center	OS00000694AM/1315569	93.365	Sickle Cell Treatment Demonstration Program	32,357	-
						\$ 58,795	\$ -
Health and Human Services, Department of	Pass-Through	Michigan, State of, Health and Human Services, Department of	E20222068 - BS	93.376	Title: Multiple Approaches to Support Young Breast Cancer Survivors and Metastatic Breast Cancer Patients	2,104	\$ -
Health and Human Services, Department of	Pass-Through	Michigan, State of, Health and Human Services, Department of	E20232749-00 BZ YBCS	93.376	Title: Multiple Approaches to Support Young Breast Cancer Survivors and Metastatic Breast Cancer Patients	16,386	-
Health and Human Services, Department of	Pass-Through	Michigan, State of, Health and Human Services, Department of	Project BX (YBCS-UM) E20242734	93.376	Title: Multiple Approaches to Support Young Breast Cancer Survivors and Metastatic Breast Cancer Patients	15,625	-
						\$ 34,115	\$ -
Health and Human Services, Department of	Pass-Through	Michigan, State of, Health and Human Services, Department of	E20232327-BV TRNSFEL-UM	93.387	National and State Tobacco Control Program	23,366	\$ -
Health and Human Services, Department of	Pass-Through	Michigan, State of, Health and Human Services, Department of	E20241261-00 BS TRNSFEL	93.387	National and State Tobacco Control Program	38,011	-
						\$ 61,377	\$ -
Health and Human Services, Department of	Pass-Through	Michigan, State of, Health and Human Services, Department of	E20234266-H CRESS-UM	93.391	Activities to Support State, Tribal, Local and Territorial (STLT) Health Department Response to Public Health or Healthcare Crises	-(7,501)	\$ -
Health and Human Services, Department of	Pass-Through	Washtenaw, County of-Health Department	Contract 55608	93.391	Activities to Support State, Tribal, Local and Territorial (STLT) Health Department Response to Public Health or Healthcare Crises	24,159	-
Health and Human Services, Department of	Pass-Through	Washtenaw, County of-Health Department	Contract 55613	93.391	Activities to Support State, Tribal, Local and Territorial (STLT) Health Department Response to Public Health or Healthcare Crises	10,893	-
						\$ 27,551	\$ -
Health and Human Services, Department of	Direct		1 R01 CA269726-02	93.393	Cancer Cause and Prevention Research	256,011	\$ 43,340
Health and Human Services, Department of	Direct		1 R01 CA275993-01	93.393	Cancer Cause and Prevention Research	-(7,958)	-
Health and Human Services, Department of	Direct		1 R01 CA279746-01-A1	93.393	Cancer Cause and Prevention Research	113,894	67,108
Health and Human Services, Department of	Direct		1 R01 CA281976 01A	93.393	Cancer Cause and Prevention Research	48,090	-
Health and Human Services, Department of	Direct		1 R01 CA288625-01	93.393	Cancer Cause and Prevention Research	20,807	-
Health and Human Services, Department of	Direct		1 R21 CA251343-01A1	93.393	Cancer Cause and Prevention Research	27,629	18,591
Health and Human Services, Department of	Direct		1 R21 CA274500 01A1	93.393	Cancer Cause and Prevention Research	83,826	5,996

University of Michigan
Schedule of Expenditures of Federal Awards
For the Year Ended June 30, 2024

Cluster Title/Federal Grantor/Program	Type	Pass-Through Grantor	Award Identifier	Assistance Listing Number	Assistance Listing Program Title	Federal Expenditures	Passed-Through to Subrecipients
Health and Human Services, Department of	Direct		5 R01 CA190299-09	93.394	Cancer Detection and Diagnosis Research	804,421	478,927
Health and Human Services, Department of	Direct		5 R01 CA194536-05	93.394	Cancer Detection and Diagnosis Research	(4,954)	-
Health and Human Services, Department of	Direct		5 R01 CA208236 05	93.394	Cancer Detection and Diagnosis Research	217,222	18,591
Health and Human Services, Department of	Direct		5 R01 CA211217-05	93.394	Cancer Detection and Diagnosis Research	227,427	-
Health and Human Services, Department of	Direct		5 R01 CA214981 05	93.394	Cancer Detection and Diagnosis Research	76,358	-
Health and Human Services, Department of	Direct		5 R01 CA217954-05	93.394	Cancer Detection and Diagnosis Research	103,722	-
Health and Human Services, Department of	Direct		5 R01 CA238023-05	93.394	Cancer Detection and Diagnosis Research	433,309	25,582
Health and Human Services, Department of	Direct		5 R01 CA249851-05	93.394	Cancer Detection and Diagnosis Research	378,958	-
Health and Human Services, Department of	Direct		5 R01 CA250214-05	93.394	Cancer Detection and Diagnosis Research	803,111	233,239
Health and Human Services, Department of	Direct		5 R01 CA250499-05	93.394	Cancer Detection and Diagnosis Research	499,394	-
Health and Human Services, Department of	Direct		5 R01 CA258240-03	93.394	Cancer Detection and Diagnosis Research	392,530	37,951
Health and Human Services, Department of	Direct		5 R01 CA262182-04	93.394	Cancer Detection and Diagnosis Research	348,277	250,591
Health and Human Services, Department of	Direct		5 R01CA240706-05	93.394	Cancer Detection and Diagnosis Research	836,811	134,632
Health and Human Services, Department of	Direct		5 R35 CA197701-07	93.394	Cancer Detection and Diagnosis Research	98,174	-
Health and Human Services, Department of	Direct		5 R35 CA231996-07	93.394	Cancer Detection and Diagnosis Research	927,678	-
Health and Human Services, Department of	Direct		5 R37 CA214955-05	93.394	Cancer Detection and Diagnosis Research	(58,407)	24,831
Health and Human Services, Department of	Direct		5 R37 CA222829-05	93.394	Cancer Detection and Diagnosis Research	250,861	-
Health and Human Services, Department of	Direct		5 R37 CA263583-04	93.394	Cancer Detection and Diagnosis Research	758,182	-
Health and Human Services, Department of	Direct		5 U01 CA216459-05	93.394	Cancer Detection and Diagnosis Research	98,002	-
Health and Human Services, Department of	Direct		5 U01 CA225753-04	93.394	Cancer Detection and Diagnosis Research	15,433	9,893
Health and Human Services, Department of	Direct		5 U01 CA230669-05	93.394	Cancer Detection and Diagnosis Research	249,825	-
Health and Human Services, Department of	Direct		5 U01 CA232931 06	93.394	Cancer Detection and Diagnosis Research	494,010	-
Health and Human Services, Department of	Direct		5 U01 CA264071-03	93.394	Cancer Detection and Diagnosis Research	474,610	-
Health and Human Services, Department of	Direct		5 U2 CCA271854-03	93.394	Cancer Detection and Diagnosis Research	1,033,099	222,798
Health and Human Services, Department of	Direct		5 U24 CA237683 05	93.394	Cancer Detection and Diagnosis Research	573,049	-
Health and Human Services, Department of	Direct		5 U24 CA271037-03	93.394	Cancer Detection and Diagnosis Research	904,934	-
Health and Human Services, Department of	Direct		5R01CA272940-02	93.394	Cancer Detection and Diagnosis Research	374,072	-
Health and Human Services, Department of	Pass-Through	Dana-Farber Cancer Institute, Inc.	1308605	93.394	Cancer Detection and Diagnosis Research	17,229	-
Health and Human Services, Department of	Pass-Through	Dana-Farber Cancer Institute, Inc.	1308606	93.394	Cancer Detection and Diagnosis Research	6,124	-
Health and Human Services, Department of	Pass-Through	EarlyDiagnostics, Inc. dba EarlyDx	Research Agreement	93.394	Cancer Detection and Diagnosis Research	172,178	-
Health and Human Services, Department of	Pass-Through	Fred Hutchinson Cancer Center	0001126248	93.394	Cancer Detection and Diagnosis Research	2,297	-
Health and Human Services, Department of	Pass-Through	Fred Hutchinson Cancer Center	0001159765	93.394	Cancer Detection and Diagnosis Research	17,867	-
Health and Human Services, Department of	Pass-Through	Johns Hopkins University	JHU PO# 2005781780	93.394	Cancer Detection and Diagnosis Research	6,152	-
Health and Human Services, Department of	Pass-Through	Johns Hopkins University	JHU Subaward Agreement	93.394	Cancer Detection and Diagnosis Research	35,162	-
Health and Human Services, Department of	Pass-Through	New York University Grossman School of Medicine	21-A1-00-1007429/PO M230632367	93.394	Cancer Detection and Diagnosis Research	114,137	-
Health and Human Services, Department of	Pass-Through	Research Institute at Nationwide Children's Hospital	700225-0324-00	93.394	Cancer Detection and Diagnosis Research	90,605	-
Health and Human Services, Department of	Pass-Through	Research Institute at Nationwide Children's Hospital	700225-0325-00	93.394	Cancer Detection and Diagnosis Research	31,792	-
Health and Human Services, Department of	Pass-Through	The Pennsylvania State University (Penn State)	S005100-DHHS	93.394	Cancer Detection and Diagnosis Research	49,412	-
Health and Human Services, Department of	Pass-Through	The Trustees of Columbia University In The City of New York dba Columbia University	1(GG012885-01)	93.394	Cancer Detection and Diagnosis Research	49,199	-
Health and Human Services, Department of	Pass-Through	The University of Texas MD Anderson Cancer Center	3002056384	93.394	Cancer Detection and Diagnosis Research	61,586	-
Health and Human Services, Department of	Pass-Through	The University of Texas MD Anderson Cancer Center	3002282305	93.394	Cancer Detection and Diagnosis Research	102,535	-
Health and Human Services, Department of	Pass-Through	The University of Texas Southwestern Medical Center	GMO 180111	93.394	Cancer Detection and Diagnosis Research	6,069	-
Health and Human Services, Department of	Pass-Through	The University of Texas Southwestern Medical Center	GMO 180111 PO# 000001422D	93.394	Cancer Detection and Diagnosis Research	3,203	-
Health and Human Services, Department of	Pass-Through	The University of Texas Southwestern Medical Center	GMO 191109/PO 0000001628D	93.394	Cancer Detection and Diagnosis Research	1,705	-
Health and Human Services, Department of	Pass-Through	The University of Texas Southwestern Medical Center	GMO230506	93.394	Cancer Detection and Diagnosis Research	24,408	-
Health and Human Services, Department of	Pass-Through	The University of Texas Southwestern Medical Center	GMO230506	93.394	Cancer Detection and Diagnosis Research	206,030	-
Health and Human Services, Department of	Pass-Through	The University of Texas Southwestern Medical Center	GMO231022	93.394	Cancer Detection and Diagnosis Research	87,151	-
Health and Human Services, Department of	Pass-Through	The University of Texas Southwestern Medical Center	GMO231030 PO0000002831 F066907	93.394	Cancer Detection and Diagnosis Research	13,936	-
Health and Human Services, Department of	Pass-Through	The University of Texas Southwestern Medical Center	GMO241010	93.394	Cancer Detection and Diagnosis Research	28,796	-
Health and Human Services, Department of	Pass-Through	University of Akron	542717-UM	93.394	Cancer Detection and Diagnosis Research	372,963	-
Health and Human Services, Department of	Pass-Through	University of California, San Diego	112292279 (MP S#9002291)	93.394	Cancer Detection and Diagnosis Research	199,341	-
Health and Human Services, Department of	Pass-Through	University of Iowa	S04532-01	93.394	Cancer Detection and Diagnosis Research	59,881	-
Health and Human Services, Department of	Pass-Through	University of Washington	UWSC15018	93.394	Cancer Detection and Diagnosis Research	61,952	-
Health and Human Services, Department of	Pass-Through	Virginia Polytechnic Institute and State University dba Virginia Tech	412825-19337	93.394	Cancer Detection and Diagnosis Research	65,279	-
Health and Human Services, Department of	Pass-Through	Virginia Polytechnic Institute and State University dba Virginia Tech	432045-19337	93.394	Cancer Detection and Diagnosis Research	(8,381)	-
						\$ 14,897,121	\$ 1,668,906
Health and Human Services, Department of	Direct		1 R01 CA282005-01A1	93.395	Cancer Treatment Research	119,631	-
Health and Human Services, Department of	Direct		1 R01 CA282082-01	93.395	Cancer Treatment Research	386,293	-
Health and Human Services, Department of	Direct		1 R01 CA282200-01A1	93.395	Cancer Treatment Research	1,396	-
Health and Human Services, Department of	Direct		1 R01 CA285304-01	93.395	Cancer Treatment Research	110,526	-
Health and Human Services, Department of	Direct		1 R01 CA285730 01	93.395	Cancer Treatment Research	231,003	-
Health and Human Services, Department of	Direct		1 R01 CA285790-01	93.395	Cancer Treatment Research	152,845	-
Health and Human Services, Department of	Direct		1 R01 CA289013-01	93.395	Cancer Treatment Research	140,087	-
Health and Human Services, Department of	Direct		1 R21 CA260684-01	93.395	Cancer Treatment Research	(2,622)	-
Health and Human Services, Department of	Direct		1 R21 CA267941-01A1	93.395	Cancer Treatment Research	117,354	-
Health and Human Services, Department of	Direct		1 R21 CA286372 01	93.395	Cancer Treatment Research	85,393	-
Health and Human Services, Department of	Direct		1 R21 CA287325-01	93.395	Cancer Treatment Research	54,410	-
Health and Human Services, Department of	Direct		1R03CA280126-01A1	93.395	Cancer Treatment Research	8,087	-
Health and Human Services, Department of	Direct		5 R01 CA160467-10	93.395	Cancer Treatment Research	(2,020)	-
Health and Human Services, Department of	Direct		5 R01 CA197780-07	93.395	Cancer Treatment Research	457,362	100,665
Health and Human Services, Department of	Direct		5 R01 CA207272-05	93.395	Cancer Treatment Research	36,513	-
Health and Human Services, Department of	Direct		5 R01 CA208267-05	93.395	Cancer Treatment Research	273,318	-
Health and Human Services, Department of	Direct		5 R01 CA211016-05	93.395	Cancer Treatment Research	10,348	-
Health and Human Services, Department of	Direct		5 R01 CA213214 05	93.395	Cancer Treatment Research	511,249	-
Health and Human Services, Department of	Direct		5 R01 CA219345-05	93.395	Cancer Treatment Research	262,860	-
Health and Human Services, Department of	Direct		5 R01 CA220199-05	93.395	Cancer Treatment Research	47,087	-

University of Michigan
Schedule of Expenditures of Federal Awards
For the Year Ended June 30, 2024

Cluster Title/Federal Grantor/Program	Type	Pass-Through Grantor	Award Identifier	Assistance Listing Number	Assistance Listing Program Title	Federal Expenditures	Passed-Through to Subrecipients
Health and Human Services, Department of	Direct		5 R01 CA226759-05	93.395	Cancer Treatment Research	283,785	-
Health and Human Services, Department of	Direct		5 R01 CA240514-04	93.395	Cancer Treatment Research	268,907	-
Health and Human Services, Department of	Direct		5 R01 CA240515-05	93.395	Cancer Treatment Research	386,545	-
Health and Human Services, Department of	Direct		5 R01 CA241764-05	93.395	Cancer Treatment Research	453,668	-
Health and Human Services, Department of	Direct		5 R01 CA244254-05	93.395	Cancer Treatment Research	369,251	-
Health and Human Services, Department of	Direct		5 R01 CA244509-05	93.395	Cancer Treatment Research	702,542	-
Health and Human Services, Department of	Direct		5 R01 CA249211-05	93.395	Cancer Treatment Research	512,432	-
Health and Human Services, Department of	Direct		5 R01 CA251245-05	93.395	Cancer Treatment Research	379,694	36,433
Health and Human Services, Department of	Direct		5 R01 CA261752-04	93.395	Cancer Treatment Research	433,737	241,644
Health and Human Services, Department of	Direct		5 R01 CA261926-03	93.395	Cancer Treatment Research	456,637	50,139
Health and Human Services, Department of	Direct		5 R01 CA265929-04	93.395	Cancer Treatment Research	1,000,667	-
Health and Human Services, Department of	Direct		5 R01 CA266513-03	93.395	Cancer Treatment Research	733,938	-
Health and Human Services, Department of	Direct		5 R01 CA266981-03	93.395	Cancer Treatment Research	389,561	24,495
Health and Human Services, Department of	Direct		5 R01 CA269394-02	93.395	Cancer Treatment Research	261,834	-
Health and Human Services, Department of	Direct		5 R01 CA271799-03	93.395	Cancer Treatment Research	547,049	-
Health and Human Services, Department of	Direct		5 R01 CA272641-03	93.395	Cancer Treatment Research	597,097	-
Health and Human Services, Department of	Direct		5 R01 CA276074-02	93.395	Cancer Treatment Research	389,888	-
Health and Human Services, Department of	Direct		5 R01 CA276217 02	93.395	Cancer Treatment Research	703,129	-
Health and Human Services, Department of	Direct		5 R01 CA282673-02	93.395	Cancer Treatment Research	981,774	-
Health and Human Services, Department of	Direct		5 R01CA217141-05	93.395	Cancer Treatment Research	1,213	4,962
Health and Human Services, Department of	Direct		5 R01CA248310 05	93.395	Cancer Treatment Research	701,309	-
Health and Human Services, Department of	Direct		5 R01CA272561-02	93.395	Cancer Treatment Research	490,508	-
Health and Human Services, Department of	Direct		5 R21 CA234760-02	93.395	Cancer Treatment Research	15,021	-
Health and Human Services, Department of	Direct		5 R21 CA252428-03	93.395	Cancer Treatment Research	41,275	-
Health and Human Services, Department of	Direct		5 R21 CA259763-02	93.395	Cancer Treatment Research	135,813	-
Health and Human Services, Department of	Direct		5 R21 CA263289 02	93.395	Cancer Treatment Research	(14,183)	-
Health and Human Services, Department of	Direct		5 R21 CA267412-02	93.395	Cancer Treatment Research	160,754	-
Health and Human Services, Department of	Direct		5 R37 CA237421-05	93.395	Cancer Treatment Research	328,802	14,041
Health and Human Services, Department of	Direct		5 R37 CA258346 04	93.395	Cancer Treatment Research	628,410	-
Health and Human Services, Department of	Direct		5 R50CA251960 05	93.395	Cancer Treatment Research	141,005	-
Health and Human Services, Department of	Direct		5 U01 CA216449-05	93.395	Cancer Treatment Research	(15)	-
Health and Human Services, Department of	Direct		5 U01 CA229437-04	93.395	Cancer Treatment Research	105,780	32,774
Health and Human Services, Department of	Direct		5 UG1 CA233160-06	93.395	Cancer Treatment Research	609,408	-
Health and Human Services, Department of	Pass-Through	Case Western Reserve University	RES514400	93.395	Cancer Treatment Research	19,364	-
Health and Human Services, Department of	Pass-Through	Cedars-Sinai Medical Center	2156710	93.395	Cancer Treatment Research	8,786	-
Health and Human Services, Department of	Pass-Through	Duke University	303000951	93.395	Cancer Treatment Research	43,847	-
Health and Human Services, Department of	Pass-Through	H. Lee Moffitt Cancer Center and Research Institute, Inc.	10-20692-99-01-G1	93.395	Cancer Treatment Research	19,930	-
Health and Human Services, Department of	Pass-Through	H. Lee Moffitt Cancer Center and Research Institute, Inc.	10-20750-99-01-G1 110856139	93.395	Cancer Treatment Research	231,099	-
Health and Human Services, Department of	Pass-Through	H. Lee Moffitt Cancer Center and Research Institute, Inc.	10-22045-99-01-G2	93.395	Cancer Treatment Research	230,665	-
Health and Human Services, Department of	Pass-Through	H. Lee Moffitt Cancer Center and Research Institute, Inc.	10-22430-99-01-G1	93.395	Cancer Treatment Research	107,606	-
Health and Human Services, Department of	Pass-Through	NRG Oncology Foundation, Inc.	NRG-Morgan-GY10	93.395	Cancer Treatment Research	7,384	-
Health and Human Services, Department of	Pass-Through	Oregon Health and Science University	1013080_UMICHIGAN	93.395	Cancer Treatment Research	34,961	-
Health and Human Services, Department of	Pass-Through	Oregon Health and Science University	1013080_UMICHIGAN	93.395	Cancer Treatment Research	18,191	-
Health and Human Services, Department of	Pass-Through	Public Health Institute	AR10377	93.395	Cancer Treatment Research	2,810	-
Health and Human Services, Department of	Pass-Through	Public Health Institute	AR64211	93.395	Cancer Treatment Research	12,176	-
Health and Human Services, Department of	Pass-Through	Public Health Institute	AR66257	93.395	Cancer Treatment Research	8,336	-
Health and Human Services, Department of	Pass-Through	Roswell Park Cancer Institute	520-01	93.395	Cancer Treatment Research	32,836	-
Health and Human Services, Department of	Pass-Through	Sarcoma Alliance for Research Through Collaboration (SARC)	SARC037-4	93.395	Cancer Treatment Research	29,980	-
Health and Human Services, Department of	Pass-Through	Sarcoma Alliance for Research Through Collaboration (SARC)	SARC037-5	93.395	Cancer Treatment Research	30,957	-
Health and Human Services, Department of	Pass-Through	The General Hospital Corporation dba The Massachusetts General Hospital	Subaward Agreement No. 235469	93.395	Cancer Treatment Research	11,538	-
Health and Human Services, Department of	Pass-Through	The Ohio State University	GR120135 SPC-1000004196	93.395	Cancer Treatment Research	23,545	-
Health and Human Services, Department of	Pass-Through	The Ohio State University	SPC-1000013133 GR131751	93.395	Cancer Treatment Research	4,771	-
Health and Human Services, Department of	Pass-Through	The Trustees of The University of Pennsylvania	581607 PO 4981710	93.395	Cancer Treatment Research	2,220	-
Health and Human Services, Department of	Pass-Through	The Trustees of The University of Pennsylvania	581607/PO 5055902	93.395	Cancer Treatment Research	84,383	-
Health and Human Services, Department of	Pass-Through	The Trustees of The University of Pennsylvania	581607/PO 5304080	93.395	Cancer Treatment Research	34,282	-
Health and Human Services, Department of	Pass-Through	The University of Texas MD Anderson Cancer Center	3002047735	93.395	Cancer Treatment Research	3,475	-
Health and Human Services, Department of	Pass-Through	The University of Texas MD Anderson Cancer Center	3002315834	93.395	Cancer Treatment Research	20	-
Health and Human Services, Department of	Pass-Through	University of California - Los Angeles	1717 G ZA768	93.395	Cancer Treatment Research	17,925	-
Health and Human Services, Department of	Pass-Through	University of California, San Francisco (UCSF)	14159sc	93.395	Cancer Treatment Research	34,242	-
Health and Human Services, Department of	Pass-Through	University of Chicago	AWD04243 (SUB00000942)	93.395	Cancer Treatment Research	28,437	-
Health and Human Services, Department of	Pass-Through	University of Miami	OS00001185	93.395	Cancer Treatment Research	177,722	-
Health and Human Services, Department of	Pass-Through	University of Nebraska	34-1905-2267-001	93.395	Cancer Treatment Research	53,801	-
Health and Human Services, Department of	Pass-Through	Van Andel Research Institute	40541A-1	93.395	Cancer Treatment Research	6,695	-
Health and Human Services, Department of	Pass-Through	Virginia Commonwealth University	FP00017795_SA001	93.395	Cancer Treatment Research	35,807	-
Health and Human Services, Department of	Pass-Through	Yale University	CON-80004848 (GR122695)	93.395	Cancer Treatment Research	66,900	-
						\$ 17,623,046	\$ 505,153
Health and Human Services, Department of	Direct		1 R01 CA264843-01A1	93.396	Cancer Biology Research	(3,092)	-
Health and Human Services, Department of	Direct		1 R01 CA273732-01A1	93.396	Cancer Biology Research	210,474	-
Health and Human Services, Department of	Direct		1 R01 CA278976-01A1	93.396	Cancer Biology Research	180,983	79,022
Health and Human Services, Department of	Direct		1 R01 CA288526 01	93.396	Cancer Biology Research	503,705	8,431
Health and Human Services, Department of	Direct		1 R01 CA288546-01	93.396	Cancer Biology Research	92,896	-
Health and Human Services, Department of	Direct		1 R01 CA290780-01	93.396	Cancer Biology Research	24,990	-
Health and Human Services, Department of	Direct		1 R21 CA225493-01A1	93.396	Cancer Biology Research	35,543	4,332
Health and Human Services, Department of	Direct		1 R21 CA286898-01	93.396	Cancer Biology Research	5,801	-
Health and Human Services, Department of	Direct		3 R37 CA282790-02S1	93.396	Cancer Biology Research	588,333	-
Health and Human Services, Department of	Direct		4 R37 CA233476-06	93.396	Cancer Biology Research	138,207	-

**University of Michigan
Schedule of Expenditures of Federal Awards
For the Year Ended June 30, 2024**

Cluster Title/Federal Grantor/Program	Type	Pass-Through Grantor	Award Identifier	Assistance Listing Number	Assistance Listing Program Title	Federal Expenditures	Passed-Through to Subrecipients
Health and Human Services, Department of	Direct		5 P01 CA093900-17	93.396	Cancer Biology Research	1,433,096	149,941
Health and Human Services, Department of	Direct		5 R01 CA071699-25	93.396	Cancer Biology Research	363,273	-
Health and Human Services, Department of	Direct		5 R01 CA107469-17	93.396	Cancer Biology Research	644,955	-
Health and Human Services, Department of	Direct		5 R01 CA125577-15	93.396	Cancer Biology Research	303,884	-
Health and Human Services, Department of	Direct		5 R01 CA148828 14	93.396	Cancer Biology Research	354,599	-
Health and Human Services, Department of	Direct		5 R01 CA204969-05	93.396	Cancer Biology Research	(123)	-
Health and Human Services, Department of	Direct		5 R01 CA214384-10	93.396	Cancer Biology Research	2,538	-
Health and Human Services, Department of	Direct		5 R01 CA214911-05	93.396	Cancer Biology Research	(17,929)	-
Health and Human Services, Department of	Direct		5 R01 CA215596-05	93.396	Cancer Biology Research	82,260	-
Health and Human Services, Department of	Direct		5 R01 CA227622-05	93.396	Cancer Biology Research	222,464	198,431
Health and Human Services, Department of	Direct		5 R01 CA236722-05	93.396	Cancer Biology Research	293,905	-
Health and Human Services, Department of	Direct		5 R01 CA240993-05	93.396	Cancer Biology Research	617,664	189,371
Health and Human Services, Department of	Direct		5 R01 CA243916-05	93.396	Cancer Biology Research	451,836	-
Health and Human Services, Department of	Direct		5 R01 CA244827-04	93.396	Cancer Biology Research	787,079	-
Health and Human Services, Department of	Direct		5 R01 CA24505901-05	93.396	Cancer Biology Research	132,207	-
Health and Human Services, Department of	Direct		5 R01 CA245546 05	93.396	Cancer Biology Research	611,772	-
Health and Human Services, Department of	Direct		5 R01 CA248430-05	93.396	Cancer Biology Research	867,151	-
Health and Human Services, Department of	Direct		5 R01 CA260677-03	93.396	Cancer Biology Research	413,269	-
Health and Human Services, Department of	Direct		5 R01 CA260752-03	93.396	Cancer Biology Research	545,195	-
Health and Human Services, Department of	Direct		5 R01 CA261985-03	93.396	Cancer Biology Research	972,726	-
Health and Human Services, Department of	Direct		5 R01 CA268426-02	93.396	Cancer Biology Research	614,482	-
Health and Human Services, Department of	Direct		5 R01 CA269025 02	93.396	Cancer Biology Research	362,178	-
Health and Human Services, Department of	Direct		5 R01 CA271369-03	93.396	Cancer Biology Research	769,164	-
Health and Human Services, Department of	Direct		5 R01 CA271510-03	93.396	Cancer Biology Research	623,767	-
Health and Human Services, Department of	Direct		5 R01 CA275182-02	93.396	Cancer Biology Research	701,462	-
Health and Human Services, Department of	Direct		5 R01 CA276117-02	93.396	Cancer Biology Research	419,919	-
Health and Human Services, Department of	Direct		5 R01CA226756-05	93.396	Cancer Biology Research	226,331	-
Health and Human Services, Department of	Direct		5 R01CA241947-05	93.396	Cancer Biology Research	428,788	-
Health and Human Services, Department of	Direct		5 R01CA244931-05	93.396	Cancer Biology Research	449,908	64,720
Health and Human Services, Department of	Direct		5 R01CA248160 05	93.396	Cancer Biology Research	452,749	18,449
Health and Human Services, Department of	Direct		5 R21 CA257864-03	93.396	Cancer Biology Research	235,047	-
Health and Human Services, Department of	Direct		5 R33 CA261696-03	93.396	Cancer Biology Research	425,684	-
Health and Human Services, Department of	Direct		5 R35 CA197585-07	93.396	Cancer Biology Research	95,179	-
Health and Human Services, Department of	Direct		5 R37 CA262209-03	93.396	Cancer Biology Research	511,352	-
Health and Human Services, Department of	Direct		5 R37 CA273138-03	93.396	Cancer Biology Research	513,244	-
Health and Human Services, Department of	Direct		5 R50 CA221807 05	93.396	Cancer Biology Research	10,723	-
Health and Human Services, Department of	Direct		5 R50 CA221807 07	93.396	Cancer Biology Research	185,801	-
Health and Human Services, Department of	Direct		5 R50 CA232985-05	93.396	Cancer Biology Research	(41,587)	-
Health and Human Services, Department of	Direct		5 R61 CA281657 02	93.396	Cancer Biology Research	77,317	-
Health and Human Services, Department of	Direct		5 U01 CA210152-05	93.396	Cancer Biology Research	(49,644)	-
Health and Human Services, Department of	Direct		5 U01 CA243075-05	93.396	Cancer Biology Research	551,697	379,100
Health and Human Services, Department of	Pass-Through	Arizona State University	ASUB00000412	93.396	Cancer Biology Research	27,152	-
Health and Human Services, Department of	Pass-Through	Baylor College of Medicine	P700000354	93.396	Cancer Biology Research	64,268	-
Health and Human Services, Department of	Pass-Through	Henry Ford Health System	R01CA247516	93.396	Cancer Biology Research	12,554	-
Health and Human Services, Department of	Pass-Through	Magee Womens Research Institute	6807	93.396	Cancer Biology Research	(968)	-
Health and Human Services, Department of	Pass-Through	Magee Womens Research Institute	6819	93.396	Cancer Biology Research	52,136	-
Health and Human Services, Department of	Pass-Through	Northwestern University	60060418 UM	93.396	Cancer Biology Research	563	-
Health and Human Services, Department of	Pass-Through	The Trustees of Columbia University In The City of New York dba Columbia University	1(GG016471-01)	93.396	Cancer Biology Research	40,691	-
Health and Human Services, Department of	Pass-Through	The Trustees of Columbia University In The City of New York dba Columbia University	1(GG017937-01) PO SAPO G16613	93.396	Cancer Biology Research	32,188	-
Health and Human Services, Department of	Pass-Through	University of Iowa	S02477-01	93.396	Cancer Biology Research	176,269	-
Health and Human Services, Department of	Pass-Through	University of Pittsburgh Medical Center (UPMC)	AWD00006808 (139005-1)	93.396	Cancer Biology Research	38,777	-
Health and Human Services, Department of	Pass-Through	University of South Carolina	22-4635 PO#2000060794	93.396	Cancer Biology Research	2,267	-
Health and Human Services, Department of	Pass-Through	University of Southern California	137541551	93.396	Cancer Biology Research	306,223	-
Health and Human Services, Department of	Pass-Through	Yale University	CON-80003771 (GR116879)	93.396	Cancer Biology Research	19,181	-
						\$ 19,194,523	\$ 1,091,797
Health and Human Services, Department of	Direct		2 - U54 - CA - 229974 - 06	93.397	Cancer Centers Support Grants	\$ 2,847,023	\$ 744,437
Health and Human Services, Department of	Direct		5 P30 CA046592-33	93.397	Cancer Centers Support Grants	(470,322)	-
Health and Human Services, Department of	Direct		5 P30 CA046592-35	93.397	Cancer Centers Support Grants	7,245,764	-
Health and Human Services, Department of	Direct		5 P50 CA186786-10	93.397	Cancer Centers Support Grants	1,787,702	189,378
Health and Human Services, Department of	Direct		5 P50 CA269022-02	93.397	Cancer Centers Support Grants	1,612,841	32,926
Health and Human Services, Department of	Direct		5 P50 CA272170-03	93.397	Cancer Centers Support Grants	2,367,082	1,691,765
Health and Human Services, Department of	Direct		5 U54 CA163059-10	93.397	Cancer Centers Support Grants	91,134	3,650
Health and Human Services, Department of	Pass-Through	Fred Hutchinson Cancer Center	0001140520	93.397	Cancer Centers Support Grants	8,347	-
Health and Human Services, Department of	Pass-Through	The University of Texas MD Anderson Cancer Center	3002108986	93.397	Cancer Centers Support Grants	94,253	-
Health and Human Services, Department of	Pass-Through	The University of Texas MD Anderson Cancer Center	3002301329	93.397	Cancer Centers Support Grants	145,223	-
Health and Human Services, Department of	Pass-Through	University of Southern California	SCON-00005435	93.397	Cancer Centers Support Grants	12,399	-
						\$ 15,741,446	\$ 2,662,156
Health and Human Services, Department of	Direct		1 F31 CA264850-02	93.398	Cancer Research Manpower	47,332	-
Health and Human Services, Department of	Direct		1 F31 CA271474-02	93.398	Cancer Research Manpower	36,635	-
Health and Human Services, Department of	Direct		1 F31 CA274989-01	93.398	Cancer Research Manpower	(7,280)	-
Health and Human Services, Department of	Direct		1 F31 CA278378-01A1	93.398	Cancer Research Manpower	36,894	-
Health and Human Services, Department of	Direct		1 F31 CA281241-02	93.398	Cancer Research Manpower	40,080	-
Health and Human Services, Department of	Direct		1 F32 CA275021-01	93.398	Cancer Research Manpower	(2,519)	-
Health and Human Services, Department of	Direct		1 F32 CA275283-01A1	93.398	Cancer Research Manpower	49,315	-
Health and Human Services, Department of	Direct		1 F99 CA274517-02	93.398	Cancer Research Manpower	46,882	-
Health and Human Services, Department of	Direct		1 F99 CA284256-02	93.398	Cancer Research Manpower	35,188	-

**University of Michigan
Schedule of Expenditures of Federal Awards
For the Year Ended June 30, 2024**

Cluster Title/Federal Grantor/Program	Type	Pass-Through Grantor	Award Identifier	Assistance Listing Number	Assistance Listing Program Title	Federal Expenditures	Passed-Through to Subrecipients
Health and Human Services, Department of	Direct		3 K08 CA230204-06S1	93.398	Cancer Research Manpower	202,434	7,086
Health and Human Services, Department of	Direct		5 F30 CA257292-02	93.398	Cancer Research Manpower	2,832	-
Health and Human Services, Department of	Direct		5 F30 CA275039-03	93.398	Cancer Research Manpower	47,164	-
Health and Human Services, Department of	Direct		5 F31 CA260929-03	93.398	Cancer Research Manpower	(75)	-
Health and Human Services, Department of	Direct		5 F31 CA265082-03	93.398	Cancer Research Manpower	50,867	-
Health and Human Services, Department of	Direct		5 F31 CA265085-03	93.398	Cancer Research Manpower	51,689	-
Health and Human Services, Department of	Direct		5 F31 CA271463-02	93.398	Cancer Research Manpower	47,698	-
Health and Human Services, Department of	Direct		5 F31 CA271576-03	93.398	Cancer Research Manpower	51,254	-
Health and Human Services, Department of	Direct		5 F31 CA275088-02	93.398	Cancer Research Manpower	46,095	-
Health and Human Services, Department of	Direct		5 F31 CA281079-02	93.398	Cancer Research Manpower	41,743	-
Health and Human Services, Department of	Direct		5 F31 CA281194-02	93.398	Cancer Research Manpower	45,920	-
Health and Human Services, Department of	Direct		5 F31 CA284520-02	93.398	Cancer Research Manpower	34,612	-
Health and Human Services, Department of	Direct		5 F32 CA247492-03	93.398	Cancer Research Manpower	6,953	-
Health and Human Services, Department of	Direct		5 F32 CA260735-03	93.398	Cancer Research Manpower	40,033	-
Health and Human Services, Department of	Direct		5 F32 CA261115-03	93.398	Cancer Research Manpower	75,604	-
Health and Human Services, Department of	Direct		5 F99 CA264414-02	93.398	Cancer Research Manpower	(6,129)	-
Health and Human Services, Department of	Direct		5 K01 CA255137-03	93.398	Cancer Research Manpower	164,116	-
Health and Human Services, Department of	Direct		5 K08 CA226350-04	93.398	Cancer Research Manpower	(139,602)	-
Health and Human Services, Department of	Direct		5 K08 CA234416-05	93.398	Cancer Research Manpower	217,624	-
Health and Human Services, Department of	Direct		5 K08 CA237638-05	93.398	Cancer Research Manpower	197,730	-
Health and Human Services, Department of	Direct		5 K08 CA245237-05	93.398	Cancer Research Manpower	201,543	-
Health and Human Services, Department of	Direct		5 K08 CA263552-03	93.398	Cancer Research Manpower	207,847	-
Health and Human Services, Department of	Direct		5 K08 CA273047-02	93.398	Cancer Research Manpower	145,572	-
Health and Human Services, Department of	Direct		5 K08 CA279659-02	93.398	Cancer Research Manpower	223,751	-
Health and Human Services, Department of	Direct		5 K08 CA282374-02	93.398	Cancer Research Manpower	187,513	-
Health and Human Services, Department of	Direct		5 K22CA262349-03	93.398	Cancer Research Manpower	169,155	-
Health and Human Services, Department of	Direct		5 K99 CA267176-02	93.398	Cancer Research Manpower	161,437	-
Health and Human Services, Department of	Direct		5 K99 CA267261-02	93.398	Cancer Research Manpower	85,054	-
Health and Human Services, Department of	Direct		5 R25 CA203651-05	93.398	Cancer Research Manpower	45,056	-
Health and Human Services, Department of	Direct		5F31CA275102-02	93.398	Cancer Research Manpower	51,887	-
Health and Human Services, Department of	Direct		T32 CA009357	93.398	Cancer Research Manpower	(1,295)	-
Health and Human Services, Department of	Direct		T32 CA009357	93.398	Cancer Research Manpower	417,086	-
Health and Human Services, Department of	Direct		T32 CA009672	93.398	Cancer Research Manpower	234,115	47,349
Health and Human Services, Department of	Direct		T32 CA009676	93.398	Cancer Research Manpower	197,705	-
Health and Human Services, Department of	Direct		T32 CA083654	93.398	Cancer Research Manpower	(96,762)	-
Health and Human Services, Department of	Direct		T32 CA140044	93.398	Cancer Research Manpower	304,527	-
Health and Human Services, Department of	Direct		T32 CA180984	93.398	Cancer Research Manpower	371,361	-
Health and Human Services, Department of	Direct		T32CA236621	93.398	Cancer Research Manpower	438,315	-
Health and Human Services, Department of	Pass-Through	Beth Israel Deaconess Medical Center, Inc.	GRT65682	93.398	Cancer Research Manpower	18,489	-
Health and Human Services, Department of	Pass-Through	Case Western Reserve University	TRN600080	93.398	Cancer Research Manpower	8,209	-
						\$ 4,830,984	\$ 54,435
Health and Human Services, Department of	Direct		5 UG1 CA242632-05	93.399	Cancer Control	875,233	270,457
Health and Human Services, Department of	Pass-Through	Alliance NCTN Foundation	202110103	93.399	Cancer Control	4,826	-
Health and Human Services, Department of	Pass-Through	Alliance NCTN Foundation	202110103	93.399	Cancer Control	35,117	-
Health and Human Services, Department of	Pass-Through	ECOG-ACRIN Medical Research Foundation, Inc	2UG1CA189828-06-MICH3	93.399	Cancer Control	12,332	-
Health and Human Services, Department of	Pass-Through	ECOG-ACRIN Medical Research Foundation, Inc	UG1CA189828-06-MICH1	93.399	Cancer Control	882	-
Health and Human Services, Department of	Pass-Through	ECOG-ACRIN Medical Research Foundation, Inc	UG1CA189828-06-MICH1	93.399	Cancer Control	10,029	-
Health and Human Services, Department of	Pass-Through	ECOG-ACRIN Medical Research Foundation, Inc	UG1CA189828-06-MICH2	93.399	Cancer Control	103,608	-
Health and Human Services, Department of	Pass-Through	ECOG-ACRIN Medical Research Foundation, Inc	UG1CA189828-06-MICH3	93.399	Cancer Control	855	-
Health and Human Services, Department of	Pass-Through	ECOG-ACRIN Medical Research Foundation, Inc	UGACA189828-06-MICH2	93.399	Cancer Control	9,602	-
Health and Human Services, Department of	Pass-Through	Oregon Health and Science University	1014562_MICHIGAN	93.399	Cancer Control	49,770	-
Health and Human Services, Department of	Pass-Through	Oregon Health and Science University	1014562_UMICH	93.399	Cancer Control	28,287	-
Health and Human Services, Department of	Pass-Through	Oregon Health and Science University	1014562_UMICHGAN_Henry	93.399	Cancer Control	1,984	-
Health and Human Services, Department of	Pass-Through	Oregon Health and Science University	1014562_UMICHGAN_Henry	93.399	Cancer Control	28,101	-
Health and Human Services, Department of	Pass-Through	Oregon Health and Science University	1014562_UMICHGAN_Leja	93.399	Cancer Control	(1,035)	-
Health and Human Services, Department of	Pass-Through	Oregon Health and Science University	1014562_UMICHGAN_Leja	93.399	Cancer Control	11,377	-
Health and Human Services, Department of	Pass-Through	Oregon Health and Science University	1014562_UMICHGAN_Leja	93.399	Cancer Control	50,051	-
Health and Human Services, Department of	Pass-Through	Oregon Health and Science University	1014562_UMICHGAN_Rae	93.399	Cancer Control	388	-
Health and Human Services, Department of	Pass-Through	Oregon Health and Science University	1014562_UMICHGAN_Rae	93.399	Cancer Control	5,640	-
						\$ 1,227,047	\$ 270,457
Health and Human Services, Department of	Pass-Through	National Foundation for the Centers for Disease Control & Prevention Inc.(CDC Foundation)	41229	93.421	Strengthening Public Health Systems and Services through National Partnerships to Improve and Protect the Nation's Health	\$ 95,605	\$ -
Health and Human Services, Department of	Pass-Through	The Task Force for Global Health, Inc. (TFGH)	Contractor Agreement	93.421	Strengthening Public Health Systems and Services through National Partnerships to Improve and Protect the Nation's Health	5,406	-
Health and Human Services, Department of	Pass-Through	The Task Force for Global Health, Inc. (TFGH)	Contractor Agreement	93.421	Strengthening Public Health Systems and Services through National Partnerships to Improve and Protect the Nation's Health	66,547	-
Health and Human Services, Department of	Pass-Through	University of Vermont	AWD00000738SUB00000310	93.421	Strengthening Public Health Systems and Services through National Partnerships to Improve and Protect the Nation's Health	(719)	-
						\$ 166,839	\$ -
Health and Human Services, Department of	Direct		0RTHF0001-04-00	93.433	ACL National Institute on Disability, Independent Living, and Rehabilitation Research	\$ (107,444)	\$ (100,365)

**University of Michigan
Schedule of Expenditures of Federal Awards
For the Year Ended June 30, 2024**

Cluster Title/Federal Grantor/Program	Type	Pass-Through Grantor	Award Identifier	Assistance Listing Number	Assistance Listing Program Title	Federal Expenditures	Passed-Through to Subrecipients
Health and Human Services, Department of	Direct		90ARCP0003-04-00	93.433	ACL National Institute on Disability, Independent Living, and Rehabilitation Research	(12,299)	-
Health and Human Services, Department of	Direct		90ARCP0003-05-00	93.433	ACL National Institute on Disability, Independent Living, and Rehabilitation Research	219,394	-
Health and Human Services, Department of	Direct		90IFDV0002-03-03	93.433	ACL National Institute on Disability, Independent Living, and Rehabilitation Research	9,678	10,301
Health and Human Services, Department of	Direct		90IFRE0002-03-00	93.433	ACL National Institute on Disability, Independent Living, and Rehabilitation Research	(43,988)	-
Health and Human Services, Department of	Direct		90IFRE00059-01-00	93.433	ACL National Institute on Disability, Independent Living, and Rehabilitation Research	111,120	-
Health and Human Services, Department of	Direct		90IFRE00059-02-01	93.433	ACL National Institute on Disability, Independent Living, and Rehabilitation Research	79,547	-
Health and Human Services, Department of	Direct		90IFRE0072-01-00	93.433	ACL National Institute on Disability, Independent Living, and Rehabilitation Research	163,209	-
Health and Human Services, Department of	Direct		90IFRE0072-02-00	93.433	ACL National Institute on Disability, Independent Living, and Rehabilitation Research	129,645	-
Health and Human Services, Department of	Direct		90RTGF0005-01-00	93.433	ACL National Institute on Disability, Independent Living, and Rehabilitation Research	230,454	79,855
Health and Human Services, Department of	Direct		90RTHF0001-05-00	93.433	ACL National Institute on Disability, Independent Living, and Rehabilitation Research	714,665	276,115
Health and Human Services, Department of	Direct		90RTHF0005-02-00	93.433	ACL National Institute on Disability, Independent Living, and Rehabilitation Research	579,418	61,633
Health and Human Services, Department of	Direct		90SIMS0018-01-00	93.433	ACL National Institute on Disability, Independent Living, and Rehabilitation Research	95,285	-
Health and Human Services, Department of	Direct		90SIMS018-02-00	93.433	ACL National Institute on Disability, Independent Living, and Rehabilitation Research	386,239	5,542
Health and Human Services, Department of	Pass-Through	Brandeis University	GR404432_UMI PO GR404234	93.433	ACL National Institute on Disability, Independent Living, and Rehabilitation Research	35,465	-
Health and Human Services, Department of	Pass-Through	Brandeis University	GR404653_UMI	93.433	ACL National Institute on Disability, Independent Living, and Rehabilitation Research	56,233	-
Health and Human Services, Department of	Pass-Through	Craig Hospital	UM003-G#2609-BY5/5	93.433	ACL National Institute on Disability, Independent Living, and Rehabilitation Research	18,714	-
Health and Human Services, Department of	Pass-Through	Shepherd Center, Inc.	SHEP-22-0009	93.433	ACL National Institute on Disability, Independent Living, and Rehabilitation Research	47,412	-
Health and Human Services, Department of	Pass-Through	University of Delaware	UDR0000138	93.433	ACL National Institute on Disability, Independent Living, and Rehabilitation Research	18,473	-
Health and Human Services, Department of	Pass-Through	University of Pittsburgh-Of The Commonwealth System of Higher Education	AWD00002848 (135089-1)	93.433	ACL National Institute on Disability, Independent Living, and Rehabilitation Research	27,227	-
Health and Human Services, Department of	Pass-Through	University of Pittsburgh-Of The Commonwealth System of Higher Education	AWD00002848 139395-1	93.433	ACL National Institute on Disability, Independent Living, and Rehabilitation Research	17,735	-
Health and Human Services, Department of	Pass-Through	Michigan, State of, Health and Human Services, Department of	E20232648-00 E CDPM	93.435	The Innovative Cardiovascular Health Program	\$ 2,776,182	\$ 333,081
Health and Human Services, Department of	Direct		5 NU50 MN000001-05-00	93.456	CDC Undergraduate Public Health Scholars Program (CUPS): A Public Health Experience to Expose Undergraduates Interested in Minority Health to Public Health and the Public Health Professions	\$ 64,775	\$ -
Health and Human Services, Department of	Direct		5 NU50CD300861-03-00	93.456	CDC Undergraduate Public Health Scholars Program (CUPS): A Public Health Experience to Expose Undergraduates Interested in Minority Health to Public Health and the Public Health Professions	447,850	-
Health and Human Services, Department of	Direct		6 NU50CD300861-01-02	93.456	CDC Undergraduate Public Health Scholars Program (CUPS): A Public Health Experience to Expose Undergraduates Interested in Minority Health to Public Health and the Public Health Professions	366,284	-
Health and Human Services, Department of	Direct		1 CE1HSS53571-01-00	93.493	Congressional Directives	\$ 878,909	\$ -
Health and Human Services, Department of	Direct		2 UB6HP31684-05-00	93.516	Public Health Training Centers Program	\$ 1,747,747	\$ -
Health and Human Services, Department of	Pass-Through	University of Pittsburgh-Of The Commonwealth System of Higher Education	AWD00006506 (138878-1)	93.583	Refugee and Entrant Assistance Wilson/Fish Program	\$ 898,713	\$ 305,779
Health and Human Services, Department of	Pass-Through	Triple P America, Inc.	G-2223-22-0507	93.590	Community-Based Child Abuse Prevention Grants	\$ 276,214	\$ -
Health and Human Services, Department of	Pass-Through	Triple P America, Inc.	G-2223-22-0507	93.590	Community-Based Child Abuse Prevention Grants	\$ 782	\$ -
						\$ 18,416	\$ -
						\$ 19,198	\$ -
Health and Human Services, Department of	Pass-Through	Center for Healthcare Research & Transformation	Subcontractor Agreement	93.624	Community Health Access and Rural Transformation (CHART) Model	\$ 9,332	\$ -
Health and Human Services, Department of	Pass-Through	University of Washington	UWSC13604	93.650	Accountable Health Communities	\$ (2,542)	\$ -
Health and Human Services, Department of	Pass-Through	Michigan, State of, Health and Human Services, Department of	E20221544-00 / BM	93.664	Substance Use-Disorder Prevention that Promotes Opioid Recovery and Treatment (SUPPORT) for Patients and Communities Act	\$ (100)	\$ -
Health and Human Services, Department of	Pass-Through	The Ohio State University	SPC-1000013275 GR133981	93.669	Child Abuse and Neglect State Grants	\$ 48,593	\$ -
Health and Human Services, Department of	Direct		5 M01HP41985-04-00	93.732	Mental and Behavioral Health Education and Training Grants	\$ 308,081	\$ -
Health and Human Services, Department of	Pass-Through	Eastern Michigan University	RG2665-3210/PO#P0049017	93.732	Mental and Behavioral Health Education and Training Grants	\$ 358,447	\$ -
						\$ 666,528	\$ -
Health and Human Services, Department of	Pass-Through	National Kidney Foundation of Michigan	Agreement	93.738	PPHF: Racial and Ethnic Approaches to Community Health Program financed solely by Public Prevention and Health Funds	\$ 27,572	\$ -
Health and Human Services, Department of	Pass-Through	Home of New Vision	Subaward Agreement	93.788	Opioid STR	\$ 6,203	\$ -
Health and Human Services, Department of	Pass-Through	Community Foundation for Southeast Michigan	SOR2022105	93.788	Opioid STR	801	-

**University of Michigan
Schedule of Expenditures of Federal Awards
For the Year Ended June 30, 2024**

Cluster Title/Federal Grantor/Program	Type	Pass-Through Grantor	Award Identifier	Assistance Listing Number	Assistance Listing Program Title	Federal Expenditures	Passed-Through to Subrecipients
Health and Human Services, Department of	Pass-Through	Michigan, State of, Health and Human Services, Department of	E20213445-003 AV	93.788	Opioid STR	2,462	-
Health and Human Services, Department of	Pass-Through	Michigan, State of, Health and Human Services, Department of	E20221730-00/ BI	93.788	Opioid STR	3,778	-
Health and Human Services, Department of	Pass-Through	Michigan, State of, Health and Human Services, Department of	E20231677-00 AS (MOPENIV-UM)	93.788	Opioid STR	141,634	-
Health and Human Services, Department of	Pass-Through	Michigan, State of, Health and Human Services, Department of	E20234475-00 CH (MOCSOR2-U)	93.788	Opioid STR	157,169	-
						\$ 312,047	\$ -
Health and Human Services, Department of	Direct		5 R61 NS123760-02	93.800	Organized Approaches to Increase Colorectal Cancer Screening	\$ 392,293	\$ -
Health and Human Services, Department of	Direct		5 NU38FT000002-01-04	93.823	Public Health Response, Forecasting, and Analytic Capacities Related to Disease Outbreaks, Epidemics, and Pandemics	\$ 453,659	\$ -
Health and Human Services, Department of	Direct		5 F31 GM143769-03	93.829	Section 223 Demonstration Programs to Improve Community Mental Health Services	\$ 2,392	\$ -
Health and Human Services, Department of	Direct		5 NU58DP006956-04-00	93.833	Supporting and Maintaining a Surveillance System for Chronic Kidney Disease (CKD) in the United States	\$ 1,096,472	\$ 24,200
Health and Human Services, Department of	Pass-Through	Northern California Institute for Research & Education, Inc. (NCIRE)	WEI2990-09	93.833	Supporting and Maintaining a Surveillance System for Chronic Kidney Disease (CKD) in the United States	106,202	-
						\$ 1,202,674	\$ 24,200
Health and Human Services, Department of	Pass-Through	The Washington University dba Washington University In St. Louis	WU-23-0481/ST00013811	93.834	Capacity Building Assistance (CBA) for High-Impact HIV Prevention	\$ 19,588	\$ -
Health and Human Services, Department of	Direct		1 F31 HL154605-01A1	93.837	Cardiovascular Diseases Research	\$ 249	\$ -
Health and Human Services, Department of	Direct		1 F31 HL165681-03	93.837	Cardiovascular Diseases Research	39,937	-
Health and Human Services, Department of	Direct		1 F31 HL167561-02	93.837	Cardiovascular Diseases Research	50,148	-
Health and Human Services, Department of	Direct		1 F32 HL162231-01A1	93.837	Cardiovascular Diseases Research	11,215	-
Health and Human Services, Department of	Direct		1 R01 HL164416-01	93.837	Cardiovascular Diseases Research	9,813	-
Health and Human Services, Department of	Direct		1 R01 HL164678-01A1	93.837	Cardiovascular Diseases Research	29,328	-
Health and Human Services, Department of	Direct		1 R01 HL166140-01	93.837	Cardiovascular Diseases Research	56,250	-
Health and Human Services, Department of	Direct		1 R01 HL167733-01A1	93.837	Cardiovascular Diseases Research	352,147	-
Health and Human Services, Department of	Direct		1 R01 HL167790-01A1	93.837	Cardiovascular Diseases Research	131,285	-
Health and Human Services, Department of	Direct		1 R01 HL167816-01A1	93.837	Cardiovascular Diseases Research	71,902	-
Health and Human Services, Department of	Direct		1 R01 HL172832-01	93.837	Cardiovascular Diseases Research	159,256	-
Health and Human Services, Department of	Direct		1 R01 HL173128-01	93.837	Cardiovascular Diseases Research	48,373	19,315
Health and Human Services, Department of	Direct		1 R01HL173346-01	93.837	Cardiovascular Diseases Research	3,614	-
Health and Human Services, Department of	Direct		1 R56 HL156829-01A1	93.837	Cardiovascular Diseases Research	22,077	-
Health and Human Services, Department of	Direct		1 R56 HL159549-01A1	93.837	Cardiovascular Diseases Research	134,428	-
Health and Human Services, Department of	Direct		1 R56 HL169167-01	93.837	Cardiovascular Diseases Research	125,124	-
Health and Human Services, Department of	Direct		1 UG3HL159134-01	93.837	Cardiovascular Diseases Research	(701,802)	(443,222)
Health and Human Services, Department of	Direct		1 UM1HL172695-01	93.837	Cardiovascular Diseases Research	191,518	-
Health and Human Services, Department of	Direct		1R01HL167841-02	93.837	Cardiovascular Diseases Research	385,751	110,255
Health and Human Services, Department of	Direct		1R21HL170240-02	93.837	Cardiovascular Diseases Research	58,717	-
Health and Human Services, Department of	Direct		2 R01 HL125440-06A1	93.837	Cardiovascular Diseases Research	108,520	46,734
Health and Human Services, Department of	Direct		5 F31 HL158093-03	93.837	Cardiovascular Diseases Research	39,590	-
Health and Human Services, Department of	Direct		5 F31 HL159934-03	93.837	Cardiovascular Diseases Research	56,844	-
Health and Human Services, Department of	Direct		5 F31 HL163927-02	93.837	Cardiovascular Diseases Research	59,372	-
Health and Human Services, Department of	Direct		5 F31 HL165680-02	93.837	Cardiovascular Diseases Research	54,091	-
Health and Human Services, Department of	Direct		5 F32 HL167534-02	93.837	Cardiovascular Diseases Research	67,830	-
Health and Human Services, Department of	Direct		5 F32 HL168968-02	93.837	Cardiovascular Diseases Research	73,230	-
Health and Human Services, Department of	Direct		5 F32 HL170540-02	93.837	Cardiovascular Diseases Research	54,958	-
Health and Human Services, Department of	Direct		5 K01 HL145366-05	93.837	Cardiovascular Diseases Research	125,896	-
Health and Human Services, Department of	Direct		5 K01 HL155404-04	93.837	Cardiovascular Diseases Research	177,732	-
Health and Human Services, Department of	Direct		5 K08 HL144924-05	93.837	Cardiovascular Diseases Research	163,821	-
Health and Human Services, Department of	Direct		5 K08 HL146351-02	93.837	Cardiovascular Diseases Research	23	-
Health and Human Services, Department of	Direct		5 K08 HL146990-05	93.837	Cardiovascular Diseases Research	141,569	13,171
Health and Human Services, Department of	Direct		5 K08 HL163178-02	93.837	Cardiovascular Diseases Research	183,844	-
Health and Human Services, Department of	Direct		5 K08 HL163328-03	93.837	Cardiovascular Diseases Research	173,292	-
Health and Human Services, Department of	Direct		5 K08HL148552-05	93.837	Cardiovascular Diseases Research	160,289	-
Health and Human Services, Department of	Direct		5 K12 HL133304-05	93.837	Cardiovascular Diseases Research	1,191	-
Health and Human Services, Department of	Direct		5 K23 HL135397-05	93.837	Cardiovascular Diseases Research	95,597	-
Health and Human Services, Department of	Direct		5 K23 HL145096-04	93.837	Cardiovascular Diseases Research	55,080	-
Health and Human Services, Department of	Direct		5 K23 HL166685-02	93.837	Cardiovascular Diseases Research	157,180	-
Health and Human Services, Department of	Direct		5 K23 HL168220-02	93.837	Cardiovascular Diseases Research	114,529	-
Health and Human Services, Department of	Direct		5 R0 1HL153384-04	93.837	Cardiovascular Diseases Research	353,228	8,937
Health and Human Services, Department of	Direct		5 R00 HL153679-04	93.837	Cardiovascular Diseases Research	304,831	-
Health and Human Services, Department of	Direct		5 R01 HL085339-13	93.837	Cardiovascular Diseases Research	518,105	128,799
Health and Human Services, Department of	Direct		5 R01 HL109946-09	93.837	Cardiovascular Diseases Research	238,527	-
Health and Human Services, Department of	Direct		5 R01 HL12088-08	93.837	Cardiovascular Diseases Research	486,662	34,907
Health and Human Services, Department of	Direct		5 R01 HL127215-04	93.837	Cardiovascular Diseases Research	375,848	294,660
Health and Human Services, Department of	Direct		5 R01 HL128231-05	93.837	Cardiovascular Diseases Research	(204)	-
Health and Human Services, Department of	Direct		5 R01 HL133129-04	93.837	Cardiovascular Diseases Research	(15,061)	-
Health and Human Services, Department of	Direct		5 R01 HL134569-08	93.837	Cardiovascular Diseases Research	573,463	-
Health and Human Services, Department of	Direct		5 R01 HL134846-07	93.837	Cardiovascular Diseases Research	372,850	-
Health and Human Services, Department of	Direct		5 R01 HL137964-04	93.837	Cardiovascular Diseases Research	(7,582)	(1,096)
Health and Human Services, Department of	Direct		5 R01 HL138139-05	93.837	Cardiovascular Diseases Research	(729)	-
Health and Human Services, Department of	Direct		5 R01 HL139656-07	93.837	Cardiovascular Diseases Research	728,831	18,522
Health and Human Services, Department of	Direct		5 R01 HL139735-04	93.837	Cardiovascular Diseases Research	137,564	-
Health and Human Services, Department of	Direct		5 R01 HL139813-04	93.837	Cardiovascular Diseases Research	135,162	-
Health and Human Services, Department of	Direct		5 R01 HL141509-04	93.837	Cardiovascular Diseases Research	208,361	-
Health and Human Services, Department of	Direct		5 R01 HL141891-05	93.837	Cardiovascular Diseases Research	321,274	-

**University of Michigan
Schedule of Expenditures of Federal Awards
For the Year Ended June 30, 2024**

Cluster Title/Federal Grantor/Program	Type	Pass-Through Grantor	Award Identifier	Assistance Listing Number	Assistance Listing Program Title	Federal Expenditures	Passed-Through to Subrecipients
Health and Human Services, Department of	Direct		5 R01 HL144657-04	93.837	Cardiovascular Diseases Research	(2,685)	-
Health and Human Services, Department of	Direct		5 R01 HL144777-04	93.837	Cardiovascular Diseases Research	402,990	-
Health and Human Services, Department of	Direct		5 R01 HL146352-04	93.837	Cardiovascular Diseases Research	398,516	-
Health and Human Services, Department of	Direct		5 R01 HL146619-05	93.837	Cardiovascular Diseases Research	655,191	62,120
Health and Human Services, Department of	Direct		5 R01 HL147527-04	93.837	Cardiovascular Diseases Research	241,532	-
Health and Human Services, Department of	Direct		5 R01 HL149363-04	93.837	Cardiovascular Diseases Research	727,631	55,473
Health and Human Services, Department of	Direct		5 R01 HL150848-04	93.837	Cardiovascular Diseases Research	1,001,582	-
Health and Human Services, Department of	Direct		5 R01 HL151524-04	93.837	Cardiovascular Diseases Research	552,506	-
Health and Human Services, Department of	Direct		5 R01 HL151776-05	93.837	Cardiovascular Diseases Research	652,076	-
Health and Human Services, Department of	Direct		5 R01 HL153710-04	93.837	Cardiovascular Diseases Research	525,926	-
Health and Human Services, Department of	Direct		5 R01 HL155834-04	93.837	Cardiovascular Diseases Research	650,198	198,468
Health and Human Services, Department of	Direct		5 R01 HL156274-02	93.837	Cardiovascular Diseases Research	(13,742)	8,344
Health and Human Services, Department of	Direct		5 R01 HL156961-03	93.837	Cardiovascular Diseases Research	290,258	17,413
Health and Human Services, Department of	Direct		5 R01 HL156989-03	93.837	Cardiovascular Diseases Research	552,032	-
Health and Human Services, Department of	Direct		5 R01 HL158723-03	93.837	Cardiovascular Diseases Research	480,437	305,753
Health and Human Services, Department of	Direct		5 R01 HL159871-03	93.837	Cardiovascular Diseases Research	462,521	-
Health and Human Services, Department of	Direct		5 R01 HL159900-04	93.837	Cardiovascular Diseases Research	989,407	272,168
Health and Human Services, Department of	Direct		5 R01 HL161139-03	93.837	Cardiovascular Diseases Research	1,111,070	-
Health and Human Services, Department of	Direct		5 R01 HL162294-03	93.837	Cardiovascular Diseases Research	964,674	-
Health and Human Services, Department of	Direct		5 R01 HL162963-02	93.837	Cardiovascular Diseases Research	484,624	20,045
Health and Human Services, Department of	Direct		5 R01 HL163672-03	93.837	Cardiovascular Diseases Research	479,522	-
Health and Human Services, Department of	Direct		5 R01 HL163870-02	93.837	Cardiovascular Diseases Research	651,604	20,013
Health and Human Services, Department of	Direct		5 R01 HL165688-02	93.837	Cardiovascular Diseases Research	478,556	-
Health and Human Services, Department of	Direct		5 R01 HL166203-02	93.837	Cardiovascular Diseases Research	578,964	-
Health and Human Services, Department of	Direct		5 R01 HL166274 02	93.837	Cardiovascular Diseases Research	577,261	-
Health and Human Services, Department of	Direct		5 R01 HL167778-02	93.837	Cardiovascular Diseases Research	579,394	-
Health and Human Services, Department of	Direct		5 R01 HL170059 02	93.837	Cardiovascular Diseases Research	602,701	-
Health and Human Services, Department of	Direct		5 R01HL148068-04	93.837	Cardiovascular Diseases Research	72,212	-
Health and Human Services, Department of	Direct		5 R25 HL108842-10	93.837	Cardiovascular Diseases Research	67,558	-
Health and Human Services, Department of	Direct		5 R25 HL161795-03	93.837	Cardiovascular Diseases Research	300,571	-
Health and Human Services, Department of	Direct		5 R35 HL135823-08	93.837	Cardiovascular Diseases Research	440,337	-
Health and Human Services, Department of	Direct		5 R35 HL155318-05	93.837	Cardiovascular Diseases Research	993,348	190,687
Health and Human Services, Department of	Direct		5 R35 HL161016-03	93.837	Cardiovascular Diseases Research	949,546	40,352
Health and Human Services, Department of	Direct		5 R35 HL167143-02	93.837	Cardiovascular Diseases Research	492,940	-
Health and Human Services, Department of	Direct		5 U01 HL135842-04	93.837	Cardiovascular Diseases Research	15,022	13,884
Health and Human Services, Department of	Direct		5 UG1 HL135665-07	93.837	Cardiovascular Diseases Research	156,201	-
Health and Human Services, Department of	Direct		5 UH3 HL145269-03	93.837	Cardiovascular Diseases Research	3,936,948	33,796
Health and Human Services, Department of	Direct		5 UH3HL159134-04	93.837	Cardiovascular Diseases Research	3,632,122	1,667,036
Health and Human Services, Department of	Direct		7 R01 HL136685-06	93.837	Cardiovascular Diseases Research	262,028	60,228
Health and Human Services, Department of	Direct		7 R01 HL138488-06	93.837	Cardiovascular Diseases Research	30,806	-
Health and Human Services, Department of	Direct		T32 HL007853	93.837	Cardiovascular Diseases Research	531,943	-
Health and Human Services, Department of	Direct		T32 HL125242	93.837	Cardiovascular Diseases Research	247,964	-
Health and Human Services, Department of	Direct		T32 HL166130	93.837	Cardiovascular Diseases Research	71,204	-
Health and Human Services, Department of	Direct		T32HL166113-01	93.837	Cardiovascular Diseases Research	197,287	-
Health and Human Services, Department of	Pass-Through	Boston University	4500004029	93.837	Cardiovascular Diseases Research	117,468	-
Health and Human Services, Department of	Pass-Through	Case Western Reserve University	RES515474 PO ZDG2100096	93.837	Cardiovascular Diseases Research	182,736	-
Health and Human Services, Department of	Pass-Through	Case Western Reserve University	RES517290	93.837	Cardiovascular Diseases Research	(9,737)	-
Health and Human Services, Department of	Pass-Through	Case Western Reserve University	RES600276/PO ZDG2300225	93.837	Cardiovascular Diseases Research	245,659	-
Health and Human Services, Department of	Pass-Through	Case Western Reserve University	RES601606	93.837	Cardiovascular Diseases Research	348,347	-
Health and Human Services, Department of	Pass-Through	Children's Hospital Medical Center dba Cincinnati Children's Hospital Medical Center	OS00000728/313945	93.837	Cardiovascular Diseases Research	24,297	-
Health and Human Services, Department of	Pass-Through	Children's Hospital Medical Center dba Cincinnati Children's Hospital Medical Center	OS00000728/313945	93.837	Cardiovascular Diseases Research	73,713	-
Health and Human Services, Department of	Pass-Through	Duke University	A03-5168	93.837	Cardiovascular Diseases Research	6,515	-
Health and Human Services, Department of	Pass-Through	Emory University	A102030	93.837	Cardiovascular Diseases Research	(12,412)	-
Health and Human Services, Department of	Pass-Through	Healthcore Inc.	Agreement	93.837	Cardiovascular Diseases Research	28,349	-
Health and Human Services, Department of	Pass-Through	Healthcore Inc.	Subcontract	93.837	Cardiovascular Diseases Research	7,302	-
Health and Human Services, Department of	Pass-Through	Healthcore Inc.	Subcontract Agreement	93.837	Cardiovascular Diseases Research	7,679	-
Health and Human Services, Department of	Pass-Through	Hektoen Institute for Medical Research, The	50811-324-UMICH	93.837	Cardiovascular Diseases Research	(5,585)	-
Health and Human Services, Department of	Pass-Through	Hektoen Institute for Medical Research, The	50811-324-UMICH	93.837	Cardiovascular Diseases Research	141,044	-
Health and Human Services, Department of	Pass-Through	Indiana University	9653	93.837	Cardiovascular Diseases Research	22,532	-
Health and Human Services, Department of	Pass-Through	InvivoSciences Inc.	Research agreement	93.837	Cardiovascular Diseases Research	13,837	-
Health and Human Services, Department of	Pass-Through	Johns Hopkins University	2005665860	93.837	Cardiovascular Diseases Research	36,042	-
Health and Human Services, Department of	Pass-Through	Joslin Diabetes Center	100227	93.837	Cardiovascular Diseases Research	83,455	-
Health and Human Services, Department of	Pass-Through	Mayo Clinic	RUM-319301; PO#P000527872	93.837	Cardiovascular Diseases Research	35,601	-
Health and Human Services, Department of	Pass-Through	Mayo Clinic	Subaward THE-326039	93.837	Cardiovascular Diseases Research	9,144	-
Health and Human Services, Department of	Pass-Through	Michigan State University (MSU)	RC111435A	93.837	Cardiovascular Diseases Research	5,273	-
Health and Human Services, Department of	Pass-Through	Michigan State University (MSU)	RC111435A	93.837	Cardiovascular Diseases Research	929	-
Health and Human Services, Department of	Pass-Through	Michigan State University (MSU)	RC112936A	93.837	Cardiovascular Diseases Research	52,902	-
Health and Human Services, Department of	Pass-Through	Nationwide Children's Hospital	700312-0324-00	93.837	Cardiovascular Diseases Research	34,018	-
Health and Human Services, Department of	Pass-Through	New England Research Institutes, Inc. dba Carlon Research	Proc Servs Agrmt 1 & 1.2	93.837	Cardiovascular Diseases Research	36	-
Health and Human Services, Department of	Pass-Through	New England Research Institutes, Inc. dba Carlon Research	Procurement Services Agreement	93.837	Cardiovascular Diseases Research	(267)	-
Health and Human Services, Department of	Pass-Through	New England Research Institutes, Inc. dba Carlon Research	Service Agreement	93.837	Cardiovascular Diseases Research	11,364	-
Health and Human Services, Department of	Pass-Through	New England Research Institutes, Inc. dba Carlon Research	Services Agreement	93.837	Cardiovascular Diseases Research	32,548	-
Health and Human Services, Department of	Pass-Through	New England Research Institutes, Inc. dba Carlon Research	SERVICES AGREEMENT for Ox Bior	93.837	Cardiovascular Diseases Research	1,232	-
Health and Human Services, Department of	Pass-Through	New England Research Institutes, Inc. dba Carlon Research	Subcontract	93.837	Cardiovascular Diseases Research	12,954	-
Health and Human Services, Department of	Pass-Through	New England Research Institutes, Inc. dba Carlon Research	SubContract Agreement	93.837	Cardiovascular Diseases Research	6,984	-
Health and Human Services, Department of	Pass-Through	New York University	22-A0-00-1001368	93.837	Cardiovascular Diseases Research	125,825	-

**University of Michigan
Schedule of Expenditures of Federal Awards
For the Year Ended June 30, 2024**

Cluster Title/Federal Grantor/Program	Type	Pass-Through Grantor	Award Identifier	Assistance Listing Number	Assistance Listing Program Title	Federal Expenditures	Passed-Through to Subrecipients
Health and Human Services, Department of	Pass-Through	Northwell Health	AWD00001721_FA_UnivofMich	93.837	Cardiovascular Diseases Research	1,950	-
Health and Human Services, Department of	Pass-Through	Northwestern University	60057351 UM	93.837	Cardiovascular Diseases Research	10,162	-
Health and Human Services, Department of	Pass-Through	Northwestern University	60067862 UM	93.837	Cardiovascular Diseases Research	6,343	-
Health and Human Services, Department of	Pass-Through	The Icahn School of Medicine at Mount Sinai (ISMMS)	0255-A349-4609	93.837	Cardiovascular Diseases Research	41,441	-
Health and Human Services, Department of	Pass-Through	The Miriam Hospital	7147197	93.837	Cardiovascular Diseases Research	44,830	-
Health and Human Services, Department of	Pass-Through	The President and Fellows of Harvard College aka Harvard University	150850.5120530.0002	93.837	Cardiovascular Diseases Research	73,710	-
Health and Human Services, Department of	Pass-Through	The Trustees of The University of Pennsylvania	588418	93.837	Cardiovascular Diseases Research	98,197	-
Health and Human Services, Department of	Pass-Through	The Trustees of The University of Pennsylvania	589305	93.837	Cardiovascular Diseases Research	19,275	-
Health and Human Services, Department of	Pass-Through	The University of Texas Health Science Center at Houston	SA0000636/POUTH251215	93.837	Cardiovascular Diseases Research	63,702	-
Health and Human Services, Department of	Pass-Through	University of Arizona	754235	93.837	Cardiovascular Diseases Research	864	-
Health and Human Services, Department of	Pass-Through	University of California - Irvine	2021-1551	93.837	Cardiovascular Diseases Research	(42,522)	-
Health and Human Services, Department of	Pass-Through	University of California - Irvine	2021-1551	93.837	Cardiovascular Diseases Research	154,161	-
Health and Human Services, Department of	Pass-Through	University of California - Los Angeles	1718 G LA235	93.837	Cardiovascular Diseases Research	55,841	-
Health and Human Services, Department of	Pass-Through	University of Cincinnati	013051-00005	93.837	Cardiovascular Diseases Research	7,525	-
Health and Human Services, Department of	Pass-Through	University of Denver	SC38101-03 PO170673	93.837	Cardiovascular Diseases Research	8,442	-
Health and Human Services, Department of	Pass-Through	University of Minnesota	P008292508	93.837	Cardiovascular Diseases Research	(87)	-
Health and Human Services, Department of	Pass-Through	University of Southern California	SCON-00005206	93.837	Cardiovascular Diseases Research	29,773	-
Health and Human Services, Department of	Pass-Through	University of Virginia	AWD-002676.SUB00000694	93.837	Cardiovascular Diseases Research	23,724	-
Health and Human Services, Department of	Pass-Through	University of Virginia	GR013867.SUB00000813	93.837	Cardiovascular Diseases Research	4,616	-
Health and Human Services, Department of	Pass-Through	University of Virginia	GR102160.SUB00000756	93.837	Cardiovascular Diseases Research	143,992	-
Health and Human Services, Department of	Pass-Through	Wake Forest Baptist Medical Center (WFBMC)	1450-45801-1100001022	93.837	Cardiovascular Diseases Research	9,010	-
Health and Human Services, Department of	Pass-Through	Washington University School of Medicine in St. Louis	WU-22-0442/PO ST00007649	93.837	Cardiovascular Diseases Research	(188)	-
Health and Human Services, Department of	Pass-Through	Washington University School of Medicine in St. Louis	WU-23-0502-MOD-1/PO ST00014197	93.837	Cardiovascular Diseases Research	69,666	-
Health and Human Services, Department of	Pass-Through	Washington University School of Medicine in St. Louis	WU-23-0614	93.837	Cardiovascular Diseases Research	45,555	-
						\$ 37,957,487	\$ 3,196,762
Health and Human Services, Department of	Direct		1 F31 HL163872-03	93.838	Lung Diseases Research	\$ 58,232	\$ -
Health and Human Services, Department of	Direct		1 F31 HL170510-02	93.838	Lung Diseases Research	45,720	-
Health and Human Services, Department of	Direct		1 F32 HL172379-01	93.838	Lung Diseases Research	37,630	-
Health and Human Services, Department of	Direct		1 F32 HL172463-01	93.838	Lung Diseases Research	47,900	-
Health and Human Services, Department of	Direct		1 K23 HL171904-01	93.838	Lung Diseases Research	73,843	-
Health and Human Services, Department of	Direct		1 R01 HL166290-01A1	93.838	Lung Diseases Research	478,266	7,097
Health and Human Services, Department of	Direct		1 R01 HL168369-01A1	93.838	Lung Diseases Research	78,991	-
Health and Human Services, Department of	Direct		1 R01 HL171517-01	93.838	Lung Diseases Research	230,149	-
Health and Human Services, Department of	Direct		4 R33 HL154095-03	93.838	Lung Diseases Research	261,261	199,573
Health and Human Services, Department of	Direct		5 F30 HL156474-03	93.838	Lung Diseases Research	42,170	-
Health and Human Services, Department of	Direct		5 F31 HL158003-03	93.838	Lung Diseases Research	(6,343)	-
Health and Human Services, Department of	Direct		5 F31 HL158033-03	93.838	Lung Diseases Research	40,907	-
Health and Human Services, Department of	Direct		5 F31 HL163865-03	93.838	Lung Diseases Research	46,882	-
Health and Human Services, Department of	Direct		5 F31 HL165674-02	93.838	Lung Diseases Research	49,785	-
Health and Human Services, Department of	Direct		5 K08 HL149051-05	93.838	Lung Diseases Research	29,465	-
Health and Human Services, Department of	Direct		5 K08 HL153799-04	93.838	Lung Diseases Research	173,452	-
Health and Human Services, Department of	Direct		5 K08 HL155407-04	93.838	Lung Diseases Research	176,111	-
Health and Human Services, Department of	Direct		5 K08 HL159327-04	93.838	Lung Diseases Research	192,590	-
Health and Human Services, Department of	Direct		5 K23 HL140165-05	93.838	Lung Diseases Research	83,194	-
Health and Human Services, Department of	Direct		5 K23 HL157364-04	93.838	Lung Diseases Research	191,745	-
Health and Human Services, Department of	Direct		5 K23HL151751-05	93.838	Lung Diseases Research	186,510	-
Health and Human Services, Department of	Direct		5 K24 HL138188-08	93.838	Lung Diseases Research	121,610	-
Health and Human Services, Department of	Direct		5 K24 HL159247-03	93.838	Lung Diseases Research	120,859	-
Health and Human Services, Department of	Direct		5 R01 HL152519-05	93.838	Lung Diseases Research	616,702	121,391
Health and Human Services, Department of	Direct		5 R00 HL151806-04	93.838	Lung Diseases Research	234,201	-
Health and Human Services, Department of	Direct		5 R00 HL157555-04	93.838	Lung Diseases Research	321,987	-
Health and Human Services, Department of	Direct		5 R00HL151670-04	93.838	Lung Diseases Research	173,163	-
Health and Human Services, Department of	Direct		5 R01 HL119215-09	93.838	Lung Diseases Research	5,577	-
Health and Human Services, Department of	Direct		5 R01 HL136647-04	93.838	Lung Diseases Research	(1)	-
Health and Human Services, Department of	Direct		5 R01 HL138417-04	93.838	Lung Diseases Research	(190)	-
Health and Human Services, Department of	Direct		5 R01 HL140572-05	93.838	Lung Diseases Research	16,829	-
Health and Human Services, Department of	Direct		5 R01 HL144660-04	93.838	Lung Diseases Research	233,346	-
Health and Human Services, Department of	Direct		5 R01 HL144849-05	93.838	Lung Diseases Research	163,398	-
Health and Human Services, Department of	Direct		5 R01 HL145709-04	93.838	Lung Diseases Research	431,405	34,299
Health and Human Services, Department of	Direct		5 R01 HL147261-05	93.838	Lung Diseases Research	532,627	303,935
Health and Human Services, Department of	Direct		5 R01 HL149910-04	93.838	Lung Diseases Research	387,373	109,552
Health and Human Services, Department of	Direct		5 R01 HL150023-04	93.838	Lung Diseases Research	283,267	27,969
Health and Human Services, Department of	Direct		5 R01 HL153028-04	93.838	Lung Diseases Research	393,902	-
Health and Human Services, Department of	Direct		5 R01 HL153056-04	93.838	Lung Diseases Research	433,834	-
Health and Human Services, Department of	Direct		5 R01 HL155116-04	93.838	Lung Diseases Research	767,451	132,446
Health and Human Services, Department of	Direct		5 R01 HL156998-03	93.838	Lung Diseases Research	620,346	34,184
Health and Human Services, Department of	Direct		5 R01 HL158626-04	93.838	Lung Diseases Research	668,923	-
Health and Human Services, Department of	Direct		5 R01 HL162171-02	93.838	Lung Diseases Research	(89)	-
Health and Human Services, Department of	Direct		5 R01 HL162659-03	93.838	Lung Diseases Research	539,403	26,773
Health and Human Services, Department of	Direct		5 R01 HL162661-03	93.838	Lung Diseases Research	573,800	121,061
Health and Human Services, Department of	Direct		5 R01 HL162939-03	93.838	Lung Diseases Research	373,396	-
Health and Human Services, Department of	Direct		5 R01 HL166139-02	93.838	Lung Diseases Research	774,414	-
Health and Human Services, Department of	Direct		5 R01 HL166186-02	93.838	Lung Diseases Research	401,714	-
Health and Human Services, Department of	Direct		5 R01 HL168099-02	93.838	Lung Diseases Research	282,126	-
Health and Human Services, Department of	Direct		5 R01 HL169166-02	93.838	Lung Diseases Research	620,886	39,182
Health and Human Services, Department of	Direct		5 R01HL094622-13	93.838	Lung Diseases Research	(186)	-

**University of Michigan
Schedule of Expenditures of Federal Awards
For the Year Ended June 30, 2024**

Cluster Title/Federal Grantor/Program	Type	Pass-Through Grantor	Award Identifier	Assistance Listing Number	Assistance Listing Program Title	Federal Expenditures	Passed-Through to Subrecipients
Health and Human Services, Department of	Direct		5 R01HL127203-10	93.838	Lung Diseases Research	480,402	-
Health and Human Services, Department of	Direct		5 R01HL139690-04	93.838	Lung Diseases Research	112,356	-
Health and Human Services, Department of	Direct		5 R01HL143339-04	93.838	Lung Diseases Research	646,166	-
Health and Human Services, Department of	Direct		5 R01HL144599-05	93.838	Lung Diseases Research	453,897	-
Health and Human Services, Department of	Direct		5 R35 HL144481-06	93.838	Lung Diseases Research	807,330	-
Health and Human Services, Department of	Direct		5 R35 HL144979-06	93.838	Lung Diseases Research	921,755	-
Health and Human Services, Department of	Direct		5 R35 HL155169-03	93.838	Lung Diseases Research	110,819	-
Health and Human Services, Department of	Direct		5 R35 HL160770-03	93.838	Lung Diseases Research	618,190	40,621
Health and Human Services, Department of	Direct		5 R35HL150682-05	93.838	Lung Diseases Research	646,475	-
Health and Human Services, Department of	Direct		5 U01 HL168308-02	93.838	Lung Diseases Research	168,110	-
Health and Human Services, Department of	Direct		5 U24 HL145265-04	93.838	Lung Diseases Research	1,635,021	-
Health and Human Services, Department of	Direct		5 U24 HL154946-04	93.838	Lung Diseases Research	1,017,821	72,118
Health and Human Services, Department of	Direct		T32 HL007517	93.838	Lung Diseases Research	178,514	-
Health and Human Services, Department of	Direct		T32 HL007749	93.838	Lung Diseases Research	59,528	-
Health and Human Services, Department of	Direct		T32 HL007749	93.838	Lung Diseases Research	757,362	-
Health and Human Services, Department of	Direct		T35 HL007690	93.838	Lung Diseases Research	177,549	-
Health and Human Services, Department of	Pass-Through	Ann and Robert H. Lurie Children's Hospital of Chicago	A23-0051-S004	93.838	Lung Diseases Research	27,631	-
Health and Human Services, Department of	Pass-Through	Ann and Robert H. Lurie Children's Hospital of Chicago	A23-0051-S007	93.838	Lung Diseases Research	20,890	-
Health and Human Services, Department of	Pass-Through	Boston University	4500004225	93.838	Lung Diseases Research	31,619	-
Health and Human Services, Department of	Pass-Through	CareEvolution, Inc.	OT2HL161847-01	93.838	Lung Diseases Research	882,378	-
Health and Human Services, Department of	Pass-Through	Children's Hospital Medical Center dba Cincinnati Children's Hospital Medical Center	OS00000268/400186	93.838	Lung Diseases Research	18,714	-
Health and Human Services, Department of	Pass-Through	Cornell University	13441-11/PO 4100729361	93.838	Lung Diseases Research	(13,511)	-
Health and Human Services, Department of	Pass-Through	Cornell University	221963-7	93.838	Lung Diseases Research	1,252	-
Health and Human Services, Department of	Pass-Through	Cornell University	224747-11	93.838	Lung Diseases Research	106,634	-
Health and Human Services, Department of	Pass-Through	Cornell University	227897-7 PO4110089443	93.838	Lung Diseases Research	61,636	-
Health and Human Services, Department of	Pass-Through	Fred Hutchinson Cancer Center	0001111310	93.838	Lung Diseases Research	51,155	-
Health and Human Services, Department of	Pass-Through	Fred Hutchinson Cancer Center	0001134097	93.838	Lung Diseases Research	1,055	-
Health and Human Services, Department of	Pass-Through	Fred Hutchinson Cancer Center	0001162609	93.838	Lung Diseases Research	5,470	-
Health and Human Services, Department of	Pass-Through	GeneToBe, Inc	Agreement	93.838	Lung Diseases Research	74,824	-
Health and Human Services, Department of	Pass-Through	Hektoen Institute for Medical Research, The	50639-R01-UMICH01	93.838	Lung Diseases Research	(11,241)	-
Health and Human Services, Department of	Pass-Through	Joan & Sanford I. Weill Medical College of Cornell University	214655-1/PO 4110032612	93.838	Lung Diseases Research	(21,934)	2,359
Health and Human Services, Department of	Pass-Through	Joan & Sanford I. Weill Medical College of Cornell University	222474-9	93.838	Lung Diseases Research	86,018	-
Health and Human Services, Department of	Pass-Through	Joan & Sanford I. Weill Medical College of Cornell University	228311-9	93.838	Lung Diseases Research	367,440	15,959
Health and Human Services, Department of	Pass-Through	Joan & Sanford I. Weill Medical College of Cornell University	231781-1/PO 4110089526	93.838	Lung Diseases Research	405,855	28,875
Health and Human Services, Department of	Pass-Through	Joan & Sanford I. Weill Medical College of Cornell University	231781-2	93.838	Lung Diseases Research	74,461	-
Health and Human Services, Department of	Pass-Through	Joan & Sanford I. Weill Medical College of Cornell University	233296-14	93.838	Lung Diseases Research	21,839	-
Health and Human Services, Department of	Pass-Through	Johns Hopkins University	Subaward	93.838	Lung Diseases Research	60,941	-
Health and Human Services, Department of	Pass-Through	National Jewish Health	20112506	93.838	Lung Diseases Research	20,401	-
Health and Human Services, Department of	Pass-Through	New York University	F2062-03	93.838	Lung Diseases Research	(22,537)	-
Health and Human Services, Department of	Pass-Through	New York University	F2062-03	93.838	Lung Diseases Research	205,842	-
Health and Human Services, Department of	Pass-Through	New York University	F2384-03	93.838	Lung Diseases Research	29,249	-
Health and Human Services, Department of	Pass-Through	Northwestern University	60053561 MICH	93.838	Lung Diseases Research	14,741	-
Health and Human Services, Department of	Pass-Through	NOTA Laboratories, Inc.	Amendment	93.838	Lung Diseases Research	41,862	-
Health and Human Services, Department of	Pass-Through	The Children's Hospital of Philadelphia (CHOP)	GRT-00001474	93.838	Lung Diseases Research	2,000	-
Health and Human Services, Department of	Pass-Through	The General Hospital Corporation dba The Massachusetts General Hospital	242484	93.838	Lung Diseases Research	114,663	27,178
Health and Human Services, Department of	Pass-Through	The Trustees of Columbia University In The City of New York dba Columbia University	7(GG015835-04)	93.838	Lung Diseases Research	76,922	-
Health and Human Services, Department of	Pass-Through	The Trustees of Columbia University In The City of New York dba Columbia University	GG015835-03	93.838	Lung Diseases Research	7,844	-
Health and Human Services, Department of	Pass-Through	The Trustees of The University of Pennsylvania	579564	93.838	Lung Diseases Research	36,126	-
Health and Human Services, Department of	Pass-Through	The Trustees of The University of Pennsylvania	584974	93.838	Lung Diseases Research	(1,488)	-
Health and Human Services, Department of	Pass-Through	The Trustees of The University of Pennsylvania	586182	93.838	Lung Diseases Research	40,002	-
Health and Human Services, Department of	Pass-Through	The Trustees of The University of Pennsylvania	587525	93.838	Lung Diseases Research	77,746	-
Health and Human Services, Department of	Pass-Through	Tulane University	TUL-HSC-561908-23/24	93.838	Lung Diseases Research	38,995	-
Health and Human Services, Department of	Pass-Through	University of Alabama at Birmingham (UAB)	000514640-SP004-SC003	93.838	Lung Diseases Research	(2,238)	-
Health and Human Services, Department of	Pass-Through	University of California - Los Angeles	1649 G YB146	93.838	Lung Diseases Research	(3,403)	-
Health and Human Services, Department of	Pass-Through	University of California - Los Angeles	1649 G YB146	93.838	Lung Diseases Research	7,226	-
Health and Human Services, Department of	Pass-Through	University of California, San Diego	KR 705100	93.838	Lung Diseases Research	177,463	-
Health and Human Services, Department of	Pass-Through	University of California, San Francisco (UCSF)	10443sc	93.838	Lung Diseases Research	140,565	-
Health and Human Services, Department of	Pass-Through	University of Cincinnati	014530-0002	93.838	Lung Diseases Research	51,264	-
Health and Human Services, Department of	Pass-Through	University of Colorado	FY24.1240.001	93.838	Lung Diseases Research	20,560	-
Health and Human Services, Department of	Pass-Through	University of Colorado-Denver/Anschutz Medical Campus	FY24.1246.001	93.838	Lung Diseases Research	65,527	-
Health and Human Services, Department of	Pass-Through	University of North Carolina at Chapel Hill	5125328	93.838	Lung Diseases Research	4,636	-
Health and Human Services, Department of	Pass-Through	University of Washington	UWSC14410	93.838	Lung Diseases Research	23,925	-
Health and Human Services, Department of	Pass-Through	Wayne State University	WSU22122/PO1018689	93.838	Lung Diseases Research	14,561	-
Health and Human Services, Department of	Pass-Through	Wayne State University	WSU22136	93.838	Lung Diseases Research	(3,273)	-
Health and Human Services, Department of	Pass-Through	Wayne State University	WSU23074	93.838	Lung Diseases Research	37,938	-
Health and Human Services, Department of	Pass-Through	Wayne State University	WSU24084	93.838	Lung Diseases Research	12,033	-
Health and Human Services, Department of	Pass-Through	Xoran Technologies, LLC	Agreement	93.838	Lung Diseases Research	87,953	-
Health and Human Services, Department of	Pass-Through	Yale University	CON-80004445 (GR120266)	93.838	Lung Diseases Research	118,409	-
Health and Human Services, Department of	Pass-Through	The Children's Hospital of Philadelphia (CHOP)	HER-02-21 / GRT-00001622	93.838	Lung Diseases Research	64,226	-
						\$ 25,154,694	\$ 1,344,572
Health and Human Services, Department of	Direct		1 F31 HL172674-01	93.839	Blood Diseases and Resources Research	17,835	-
Health and Human Services, Department of	Direct		1 R01 HL171135-01A1	93.839	Blood Diseases and Resources Research	13,986	-
Health and Human Services, Department of	Direct		1 R01 HL172780-01	93.839	Blood Diseases and Resources Research	1,181	-
Health and Human Services, Department of	Direct		1 R13 HL165824 01	93.839	Blood Diseases and Resources Research	(1,453)	-
Health and Human Services, Department of	Direct		1 R35 HL171334-001	93.839	Blood Diseases and Resources Research	294,345	-

**University of Michigan
Schedule of Expenditures of Federal Awards
For the Year Ended June 30, 2024**

Cluster Title/Federal Grantor/Program	Type	Pass-Through Grantor	Award Identifier	Assistance Listing Number	Assistance Listing Program Title	Federal Expenditures	Passed-Through to Subrecipients
Health and Human Services, Department of	Direct		1 R35 HL171421-01	93.839	Blood Diseases and Resources Research	349,123	-
Health and Human Services, Department of	Direct		2 R01 HL055374-24A1	93.839	Blood Diseases and Resources Research	64,243	-
Health and Human Services, Department of	Direct		3 R01 HL155100-04S1	93.839	Blood Diseases and Resources Research	860,550	-
Health and Human Services, Department of	Direct		5 F31 HL152563-03	93.839	Blood Diseases and Resources Research	(25,080)	-
Health and Human Services, Department of	Direct		5 F31 HL162544-02	93.839	Blood Diseases and Resources Research	46,539	-
Health and Human Services, Department of	Direct		5 K01 HL169920-02	93.839	Blood Diseases and Resources Research	111,879	-
Health and Human Services, Department of	Direct		5 K08 HL155408-04	93.839	Blood Diseases and Resources Research	149,903	-
Health and Human Services, Department of	Direct		5 K24HL156896-04	93.839	Blood Diseases and Resources Research	140,123	-
Health and Human Services, Department of	Direct		5 P01 HL146372-05	93.839	Blood Diseases and Resources Research	2,392,189	1,862,030
Health and Human Services, Department of	Direct		5 P01 HL149633-05	93.839	Blood Diseases and Resources Research	2,287,821	-
Health and Human Services, Department of	Direct		5 R01 HL136420-05	93.839	Blood Diseases and Resources Research	126,584	-
Health and Human Services, Department of	Direct		5 R01 HL141399-05	93.839	Blood Diseases and Resources Research	(2,858)	-
Health and Human Services, Department of	Direct		5 R01 HL144550-04	93.839	Blood Diseases and Resources Research	387,900	79,141
Health and Human Services, Department of	Direct		5 R01 HL146354-05	93.839	Blood Diseases and Resources Research	166,824	15,887
Health and Human Services, Department of	Direct		5 R01 HL148333-05	93.839	Blood Diseases and Resources Research	575,482	-
Health and Human Services, Department of	Direct		5 R01 HL150392-05	93.839	Blood Diseases and Resources Research	541,882	-
Health and Human Services, Department of	Direct		5 R01 HL150707-05	93.839	Blood Diseases and Resources Research	555,591	-
Health and Human Services, Department of	Direct		5 R01 HL152605-03	93.839	Blood Diseases and Resources Research	(18)	-
Health and Human Services, Department of	Direct		5 R01 HL157062-04	93.839	Blood Diseases and Resources Research	658,488	-
Health and Human Services, Department of	Direct		5 R01 HL163530-02	93.839	Blood Diseases and Resources Research	394,372	-
Health and Human Services, Department of	Direct		5 R01 HL165464-03	93.839	Blood Diseases and Resources Research	604,564	-
Health and Human Services, Department of	Direct		5 R01HL055374-23	93.839	Blood Diseases and Resources Research	163,185	-
Health and Human Services, Department of	Direct		5 R01HL153068-03	93.839	Blood Diseases and Resources Research	691,928	-
Health and Human Services, Department of	Direct		5 R35 HL135793-07	93.839	Blood Diseases and Resources Research	370,670	-
Health and Human Services, Department of	Direct		5 R35 HL150784-05	93.839	Blood Diseases and Resources Research	739,886	-
Health and Human Services, Department of	Direct		5 UG1HL069330-23	93.839	Blood Diseases and Resources Research	166,780	-
Health and Human Services, Department of	Direct		T32 HL007622	93.839	Blood Diseases and Resources Research	398,203	-
Health and Human Services, Department of	Pass-Through	Baylor College of Medicine	P700000192	93.839	Blood Diseases and Resources Research	55,766	-
Health and Human Services, Department of	Pass-Through	Baylor College of Medicine	PO#7000001031	93.839	Blood Diseases and Resources Research	(32,516)	-
Health and Human Services, Department of	Pass-Through	Case Western Reserve University	RES516041	93.839	Blood Diseases and Resources Research	82,387	-
Health and Human Services, Department of	Pass-Through	Case Western Reserve University	RES516977	93.839	Blood Diseases and Resources Research	53,099	-
Health and Human Services, Department of	Pass-Through	Children's Hospital Corporation dba Boston Children's Hospital	GENFD00002371904	93.839	Blood Diseases and Resources Research	22,093	-
Health and Human Services, Department of	Pass-Through	Fred Hutchinson Cancer Center	0001134495	93.839	Blood Diseases and Resources Research	71,535	-
Health and Human Services, Department of	Pass-Through	Fred Hutchinson Cancer Center	0001181919	93.839	Blood Diseases and Resources Research	11,154	-
Health and Human Services, Department of	Pass-Through	North Carolina State University	2018-1327-01	93.839	Blood Diseases and Resources Research	36,218	-
Health and Human Services, Department of	Pass-Through	State University of New York (SUNY)	1146045-81096	93.839	Blood Diseases and Resources Research	(12)	-
Health and Human Services, Department of	Pass-Through	The University of Texas Health Science Center at Houston	SA0003970	93.839	Blood Diseases and Resources Research	17,396	-
Health and Human Services, Department of	Pass-Through	Therapeutics System Research Lab, Inc. (TSRL, Inc.)	20220901	93.839	Blood Diseases and Resources Research	80,158	-
Health and Human Services, Department of	Pass-Through	University of Illinois-Urbana-Champaign	092532-17155	93.839	Blood Diseases and Resources Research	(6,578)	-
Health and Human Services, Department of	Pass-Through	University of Pittsburgh-Of The Commonwealth System of Higher Education	AWD00008239 (139572-5)	93.839	Blood Diseases and Resources Research	155,458	-
Health and Human Services, Department of	Pass-Through	University of Rochester	417817-G / UR FAO GR532757	93.839	Blood Diseases and Resources Research	29,857	-
Health and Human Services, Department of	Pass-Through	University of Rochester	SUB00000740 / UR FAO GR534095	93.839	Blood Diseases and Resources Research	49,529	-
Health and Human Services, Department of	Pass-Through	University of Tennessee - Health Science Center	22-2959	93.839	Blood Diseases and Resources Research	(537)	-
Health and Human Services, Department of	Pass-Through	University of Tennessee - Health Science Center	23-3271	93.839	Blood Diseases and Resources Research	3,157	-
Health and Human Services, Department of	Pass-Through	University of Washington	UWSC15038	93.839	Blood Diseases and Resources Research	4,068	-
						\$ 13,874,879	\$ 1,957,058
Health and Human Services, Department of	Direct		1 R61HL155498-01A	93.840	Translation and Implementation Science Research for Heart, Lung, Blood Diseases, and Sleep Disorders	\$ 391	\$ -
Health and Human Services, Department of	Direct		5 K12HL138039-05	93.840	Translation and Implementation Science Research for Heart, Lung, Blood Diseases, and Sleep Disorders	7,988	990
Health and Human Services, Department of	Direct		5 K23 HL161271-03	93.840	Translation and Implementation Science Research for Heart, Lung, Blood Diseases, and Sleep Disorders	199,449	50,225
Health and Human Services, Department of	Direct		5 R01 HL163438-02	93.840	Translation and Implementation Science Research for Heart, Lung, Blood Diseases, and Sleep Disorders	648,427	22,002
Health and Human Services, Department of	Direct		5 R33 HL155498-04	93.840	Translation and Implementation Science Research for Heart, Lung, Blood Diseases, and Sleep Disorders	950,042	-
Health and Human Services, Department of	Pass-Through	Brown University	00002527	93.840	Translation and Implementation Science Research for Heart, Lung, Blood Diseases, and Sleep Disorders	23,416	-
Health and Human Services, Department of	Pass-Through	Joan & Sanford I. Weill Medical College of Cornell University	225331-5	93.840	Translation and Implementation Science Research for Heart, Lung, Blood Diseases, and Sleep Disorders	17,859	-
Health and Human Services, Department of	Pass-Through	Johns Hopkins University	2004913428	93.840	Translation and Implementation Science Research for Heart, Lung, Blood Diseases, and Sleep Disorders	(65,691)	-
Health and Human Services, Department of	Pass-Through	Johns Hopkins University	2004913428	93.840	Translation and Implementation Science Research for Heart, Lung, Blood Diseases, and Sleep Disorders	80,031	-
Health and Human Services, Department of	Pass-Through	Johns Hopkins University	Agreement	93.840	Translation and Implementation Science Research for Heart, Lung, Blood Diseases, and Sleep Disorders	186,211	-
Health and Human Services, Department of	Pass-Through	University of Rochester	SUB00000646 / GR533865	93.840	Translation and Implementation Science Research for Heart, Lung, Blood Diseases, and Sleep Disorders	36,545	-
						\$ 2,084,668	\$ 73,217
Health and Human Services, Department of	Direct		5 R01 DK130246 03	93.845	Promoting Population Health through Increased Capacity in Alcohol Epidemiology	\$ 419,067	\$ -
Health and Human Services, Department of	Direct		1 F31 AR082308-01	93.846	Arthritis, Musculoskeletal and Skin Diseases Research	\$ 27,621	\$ -
Health and Human Services, Department of	Direct		1 F31 AR083249-01A1	93.846	Arthritis, Musculoskeletal and Skin Diseases Research	20,486	-
Health and Human Services, Department of	Direct		1 F31 AR084289-01	93.846	Arthritis, Musculoskeletal and Skin Diseases Research	6,479	-
Health and Human Services, Department of	Direct		1 K08 AR083015-01A1	93.846	Arthritis, Musculoskeletal and Skin Diseases Research	34,169	-
Health and Human Services, Department of	Direct		1 R01 AR080668-01A1	93.846	Arthritis, Musculoskeletal and Skin Diseases Research	24,427	-

**University of Michigan
Schedule of Expenditures of Federal Awards
For the Year Ended June 30, 2024**

Cluster Title/Federal Grantor/Program	Type	Pass-Through Grantor	Award Identifier	Assistance Listing Number	Assistance Listing Program Title	Federal Expenditures	Passed-Through to Subrecipients
Health and Human Services, Department of	Direct		1 R01 AR081235-03	93.846	Arthritis, Musculoskeletal and Skin Diseases Research	474,551	32,227
Health and Human Services, Department of	Direct		1 R01 AR082325-01A1	93.846	Arthritis, Musculoskeletal and Skin Diseases Research	63,483	-
Health and Human Services, Department of	Direct		1 R01 AR082348-01A1	93.846	Arthritis, Musculoskeletal and Skin Diseases Research	66,567	-
Health and Human Services, Department of	Direct		1 R01 AR083222-01A1	93.846	Arthritis, Musculoskeletal and Skin Diseases Research	87,428	-
Health and Human Services, Department of	Direct		1 R21 AR076487-01A1	93.846	Arthritis, Musculoskeletal and Skin Diseases Research	35,026	-
Health and Human Services, Department of	Direct		1 R34 AR078435 01A1	93.846	Arthritis, Musculoskeletal and Skin Diseases Research	90,910	51,890
Health and Human Services, Department of	Direct		1 R34 AR082551 01A1	93.846	Arthritis, Musculoskeletal and Skin Diseases Research	44,881	-
Health and Human Services, Department of	Direct		1 R34 AR083625-01	93.846	Arthritis, Musculoskeletal and Skin Diseases Research	119,809	15,105
Health and Human Services, Department of	Direct		1 R56 AR077539-01A1	93.846	Arthritis, Musculoskeletal and Skin Diseases Research	10,201	-
Health and Human Services, Department of	Direct		1 UC2 AR081033-03	93.846	Arthritis, Musculoskeletal and Skin Diseases Research	624,426	-
Health and Human Services, Department of	Direct		1R01AR083343-01	93.846	Arthritis, Musculoskeletal and Skin Diseases Research	20,713	-
Health and Human Services, Department of	Direct		1-R13 AR076206-01	93.846	Arthritis, Musculoskeletal and Skin Diseases Research	10,345	-
Health and Human Services, Department of	Direct		1R21AR082643-01A1	93.846	Arthritis, Musculoskeletal and Skin Diseases Research	48,377	-
Health and Human Services, Department of	Direct		2 P30 AR075043-06	93.846	Arthritis, Musculoskeletal and Skin Diseases Research	37,618	-
Health and Human Services, Department of	Direct		4 R33 AR076821-03	93.846	Arthritis, Musculoskeletal and Skin Diseases Research	241,952	14,296
Health and Human Services, Department of	Direct		4 R33 AR078073 03	93.846	Arthritis, Musculoskeletal and Skin Diseases Research	317,890	43,542
Health and Human Services, Department of	Direct		5 F31 AR077988-03	93.846	Arthritis, Musculoskeletal and Skin Diseases Research	4,573	-
Health and Human Services, Department of	Direct		5 F31 AR078592-02	93.846	Arthritis, Musculoskeletal and Skin Diseases Research	(31,390)	-
Health and Human Services, Department of	Direct		5 K01 AR071503-04	93.846	Arthritis, Musculoskeletal and Skin Diseases Research	(32)	-
Health and Human Services, Department of	Direct		5 K01 AR078931-02	93.846	Arthritis, Musculoskeletal and Skin Diseases Research	19,885	-
Health and Human Services, Department of	Direct		5 K08 AR078251-04	93.846	Arthritis, Musculoskeletal and Skin Diseases Research	177,160	-
Health and Human Services, Department of	Direct		5 K08 AR080205-03	93.846	Arthritis, Musculoskeletal and Skin Diseases Research	144,281	-
Health and Human Services, Department of	Direct		5 K08 AR082454 02	93.846	Arthritis, Musculoskeletal and Skin Diseases Research	158,339	-
Health and Human Services, Department of	Direct		5 K23 AR079565-03	93.846	Arthritis, Musculoskeletal and Skin Diseases Research	91,929	-
Health and Human Services, Department of	Direct		5 K23 AR080789-02	93.846	Arthritis, Musculoskeletal and Skin Diseases Research	225,362	-
Health and Human Services, Department of	Direct		5 K24 AR063120-10	93.846	Arthritis, Musculoskeletal and Skin Diseases Research	17,938	-
Health and Human Services, Department of	Direct		5 K24 AR076975-05	93.846	Arthritis, Musculoskeletal and Skin Diseases Research	125,709	-
Health and Human Services, Department of	Direct		5 K99 AR081894-02	93.846	Arthritis, Musculoskeletal and Skin Diseases Research	111,057	-
Health and Human Services, Department of	Direct		5 P30 AR069620-09	93.846	Arthritis, Musculoskeletal and Skin Diseases Research	855,812	-
Health and Human Services, Department of	Direct		5 P30 AR075043-05	93.846	Arthritis, Musculoskeletal and Skin Diseases Research	670,457	-
Health and Human Services, Department of	Direct		5 P50 AR070600-05	93.846	Arthritis, Musculoskeletal and Skin Diseases Research	90,561	-
Health and Human Services, Department of	Direct		5 R00-AR073903 02	93.846	Arthritis, Musculoskeletal and Skin Diseases Research	304,319	-
Health and Human Services, Department of	Direct		5 R01 AR060350-10	93.846	Arthritis, Musculoskeletal and Skin Diseases Research	400,073	113,941
Health and Human Services, Department of	Direct		5 R01 AR068452-05	93.846	Arthritis, Musculoskeletal and Skin Diseases Research	130,134	48,421
Health and Human Services, Department of	Direct		5 R01 AR069303-05	93.846	Arthritis, Musculoskeletal and Skin Diseases Research	(5,467)	-
Health and Human Services, Department of	Direct		5 R01 AR071384-06	93.846	Arthritis, Musculoskeletal and Skin Diseases Research	135,881	-
Health and Human Services, Department of	Direct		5 R01 AR074930-05	93.846	Arthritis, Musculoskeletal and Skin Diseases Research	411,015	-
Health and Human Services, Department of	Direct		5 R01 AR074997-05	93.846	Arthritis, Musculoskeletal and Skin Diseases Research	457,014	211,820
Health and Human Services, Department of	Direct		5 R01 AR075168- 05	93.846	Arthritis, Musculoskeletal and Skin Diseases Research	389,865	-
Health and Human Services, Department of	Direct		5 R01 AR076994 03	93.846	Arthritis, Musculoskeletal and Skin Diseases Research	154,424	-
Health and Human Services, Department of	Direct		5 R01 AR078783-03	93.846	Arthritis, Musculoskeletal and Skin Diseases Research	420,560	-
Health and Human Services, Department of	Direct		5 R01 AR079367-04	93.846	Arthritis, Musculoskeletal and Skin Diseases Research	570,501	124,238
Health and Human Services, Department of	Direct		5 R01 AR079863-03	93.846	Arthritis, Musculoskeletal and Skin Diseases Research	792,351	278,564
Health and Human Services, Department of	Direct		5 R01 AR080035-03	93.846	Arthritis, Musculoskeletal and Skin Diseases Research	731,605	57,191
Health and Human Services, Department of	Direct		5 R01 AR080654-03	93.846	Arthritis, Musculoskeletal and Skin Diseases Research	443,531	-
Health and Human Services, Department of	Direct		5 R01 AR081640-03	93.846	Arthritis, Musculoskeletal and Skin Diseases Research	634,577	-
Health and Human Services, Department of	Direct		5 R01 AR081788-02	93.846	Arthritis, Musculoskeletal and Skin Diseases Research	380,201	87,537
Health and Human Services, Department of	Direct		5 R01AR063611 10	93.846	Arthritis, Musculoskeletal and Skin Diseases Research	350,174	115,620
Health and Human Services, Department of	Direct		5 R01AR065409-08	93.846	Arthritis, Musculoskeletal and Skin Diseases Research	463,146	-
Health and Human Services, Department of	Direct		5 R01AR079418-04	93.846	Arthritis, Musculoskeletal and Skin Diseases Research	491,881	-
Health and Human Services, Department of	Direct		5 R01AR080662-02	93.846	Arthritis, Musculoskeletal and Skin Diseases Research	145,849	-
Health and Human Services, Department of	Direct		5 R21 AR080502-02	93.846	Arthritis, Musculoskeletal and Skin Diseases Research	151,175	-
Health and Human Services, Department of	Direct		5 R61 AR078073 02	93.846	Arthritis, Musculoskeletal and Skin Diseases Research	(21,464)	17,756
Health and Human Services, Department of	Direct		5 U01 AR073485-05	93.846	Arthritis, Musculoskeletal and Skin Diseases Research	446,498	-
Health and Human Services, Department of	Direct		5 U01 AR083132 02	93.846	Arthritis, Musculoskeletal and Skin Diseases Research	219,548	-
Health and Human Services, Department of	Direct		5 U19AR076734 01	93.846	Arthritis, Musculoskeletal and Skin Diseases Research	671,888	7,322
Health and Human Services, Department of	Direct		5 U19AR076734 02	93.846	Arthritis, Musculoskeletal and Skin Diseases Research	2,101,468	41,555
Health and Human Services, Department of	Direct		5R21AR082016-02	93.846	Arthritis, Musculoskeletal and Skin Diseases Research	137,939	-
Health and Human Services, Department of	Direct		T32 AR007080	93.846	Arthritis, Musculoskeletal and Skin Diseases Research	134,593	-
Health and Human Services, Department of	Direct		T32 AR007080	93.846	Arthritis, Musculoskeletal and Skin Diseases Research	151,919	-
Health and Human Services, Department of	Direct		T32 AR007197	93.846	Arthritis, Musculoskeletal and Skin Diseases Research	227,086	-
Health and Human Services, Department of	Pass-Through	Columbia Medical Center	1(GG012858-01)G01644	93.846	Arthritis, Musculoskeletal and Skin Diseases Research	11,420	-
Health and Human Services, Department of	Pass-Through	Duke University	303001597	93.846	Arthritis, Musculoskeletal and Skin Diseases Research	790,190	-
Health and Human Services, Department of	Pass-Through	Georgia Institute of Technology	AWD-005842-G1	93.846	Arthritis, Musculoskeletal and Skin Diseases Research	15,718	-
Health and Human Services, Department of	Pass-Through	IF, LLC	Research Agreement	93.846	Arthritis, Musculoskeletal and Skin Diseases Research	305,671	-
Health and Human Services, Department of	Pass-Through	Mayo Clinic	THE-304134/PO# 69040991	93.846	Arthritis, Musculoskeletal and Skin Diseases Research	(6,914)	-
Health and Human Services, Department of	Pass-Through	Mayo Clinic	THE-304134-01/PO000134172	93.846	Arthritis, Musculoskeletal and Skin Diseases Research	34,972	-
Health and Human Services, Department of	Pass-Through	MDI Therapeutics	Subcontract	93.846	Arthritis, Musculoskeletal and Skin Diseases Research	(10,319)	-
Health and Human Services, Department of	Pass-Through	Northwestern University	60057488-UOM	93.846	Arthritis, Musculoskeletal and Skin Diseases Research	8,138	-
Health and Human Services, Department of	Pass-Through	Northwestern University	60064632 UMICH	93.846	Arthritis, Musculoskeletal and Skin Diseases Research	11,621	-
Health and Human Services, Department of	Pass-Through	Purdue University	11001543-011	93.846	Arthritis, Musculoskeletal and Skin Diseases Research	10,368	-
Health and Human Services, Department of	Pass-Through	Rush University	22021106-Sub03	93.846	Arthritis, Musculoskeletal and Skin Diseases Research	23,491	-
Health and Human Services, Department of	Pass-Through	Rush University	22021106-Sub03	93.846	Arthritis, Musculoskeletal and Skin Diseases Research	141,438	-
Health and Human Services, Department of	Pass-Through	The Brigham and Women's Hospital, Inc.	126080	93.846	Arthritis, Musculoskeletal and Skin Diseases Research	7,376	-
Health and Human Services, Department of	Pass-Through	The Brigham and Women's Hospital, Inc.	126080	93.846	Arthritis, Musculoskeletal and Skin Diseases Research	51,462	-
Health and Human Services, Department of	Pass-Through	The Trustees of The University of Pennsylvania	576598	93.846	Arthritis, Musculoskeletal and Skin Diseases Research	1,827	-

**University of Michigan
Schedule of Expenditures of Federal Awards
For the Year Ended June 30, 2024**

Cluster Title/Federal Grantor/Program	Type	Pass-Through Grantor	Award Identifier	Assistance Listing Number	Assistance Listing Program Title	Federal Expenditures	Passed-Through to Subrecipients
Health and Human Services, Department of	Direct		5 R01 DK115408-04	93.847	Diabetes, Digestive, and Kidney Diseases Extramural Research	118,767	-
Health and Human Services, Department of	Direct		5 R01 DK115474-04	93.847	Diabetes, Digestive, and Kidney Diseases Extramural Research	122,105	-
Health and Human Services, Department of	Direct		5 R01 DK115583-05	93.847	Diabetes, Digestive, and Kidney Diseases Extramural Research	142,867	-
Health and Human Services, Department of	Direct		5 R01 DK115646-04	93.847	Diabetes, Digestive, and Kidney Diseases Extramural Research	1,286	-
Health and Human Services, Department of	Direct		5 R01 DK115687-05	93.847	Diabetes, Digestive, and Kidney Diseases Extramural Research	334,479	168,516
Health and Human Services, Department of	Direct		5 R01 DK115844-05	93.847	Diabetes, Digestive, and Kidney Diseases Extramural Research	294,532	12,022
Health and Human Services, Department of	Direct		5 R01 DK116715-05	93.847	Diabetes, Digestive, and Kidney Diseases Extramural Research	7,775	-
Health and Human Services, Department of	Direct		5 R01 DK116723-04	93.847	Diabetes, Digestive, and Kidney Diseases Extramural Research	398,219	173,096
Health and Human Services, Department of	Direct		5 R01 DK117565-04	93.847	Diabetes, Digestive, and Kidney Diseases Extramural Research	(1,763)	-
Health and Human Services, Department of	Direct		5 R01 DK117639 05	93.847	Diabetes, Digestive, and Kidney Diseases Extramural Research	355,424	154,599
Health and Human Services, Department of	Direct		5 R01 DK117960-05	93.847	Diabetes, Digestive, and Kidney Diseases Extramural Research	389,853	-
Health and Human Services, Department of	Direct		5 R01 DK118023-04	93.847	Diabetes, Digestive, and Kidney Diseases Extramural Research	(4,454)	-
Health and Human Services, Department of	Direct		5 R01 DK118024-06	93.847	Diabetes, Digestive, and Kidney Diseases Extramural Research	595,479	3,621
Health and Human Services, Department of	Direct		5 R01 DK118154-05	93.847	Diabetes, Digestive, and Kidney Diseases Extramural Research	338,710	-
Health and Human Services, Department of	Direct		5 R01 DK118731-04	93.847	Diabetes, Digestive, and Kidney Diseases Extramural Research	(24,664)	-
Health and Human Services, Department of	Direct		5 R01 DK119219-04	93.847	Diabetes, Digestive, and Kidney Diseases Extramural Research	318,531	-
Health and Human Services, Department of	Direct		5 R01 DK120047-04	93.847	Diabetes, Digestive, and Kidney Diseases Extramural Research	(44,098)	-
Health and Human Services, Department of	Direct		5 R01 DK121166-05	93.847	Diabetes, Digestive, and Kidney Diseases Extramural Research	359,725	-
Health and Human Services, Department of	Direct		5 R01 DK121462-03	93.847	Diabetes, Digestive, and Kidney Diseases Extramural Research	450,176	-
Health and Human Services, Department of	Direct		5 R01 DK121709-05	93.847	Diabetes, Digestive, and Kidney Diseases Extramural Research	539,942	127,402
Health and Human Services, Department of	Direct		5 R01 DK121759 05	93.847	Diabetes, Digestive, and Kidney Diseases Extramural Research	496,674	-
Health and Human Services, Department of	Direct		5 R01 DK121785-04	93.847	Diabetes, Digestive, and Kidney Diseases Extramural Research	465,838	-
Health and Human Services, Department of	Direct		5 R01 DK122350-04	93.847	Diabetes, Digestive, and Kidney Diseases Extramural Research	255,200	-
Health and Human Services, Department of	Direct		5 R01 DK122812-04	93.847	Diabetes, Digestive, and Kidney Diseases Extramural Research	(3,466)	-
Health and Human Services, Department of	Direct		5 R01 DK123022-05	93.847	Diabetes, Digestive, and Kidney Diseases Extramural Research	698,631	-
Health and Human Services, Department of	Direct		5 R01 DK123164-05	93.847	Diabetes, Digestive, and Kidney Diseases Extramural Research	641,426	212,316
Health and Human Services, Department of	Direct		5 R01 DK124290-04	93.847	Diabetes, Digestive, and Kidney Diseases Extramural Research	356,787	36,274
Health and Human Services, Department of	Direct		5 R01 DK124779-04	93.847	Diabetes, Digestive, and Kidney Diseases Extramural Research	479,323	-
Health and Human Services, Department of	Direct		5 R01 DK124862-05	93.847	Diabetes, Digestive, and Kidney Diseases Extramural Research	668,800	-
Health and Human Services, Department of	Direct		5 R01 DK125087-04	93.847	Diabetes, Digestive, and Kidney Diseases Extramural Research	472,020	-
Health and Human Services, Department of	Direct		5 R01 DK125445-04	93.847	Diabetes, Digestive, and Kidney Diseases Extramural Research	587,221	181,765
Health and Human Services, Department of	Direct		5 R01 DK125513 03	93.847	Diabetes, Digestive, and Kidney Diseases Extramural Research	(90,955)	-
Health and Human Services, Department of	Direct		5 R01 DK125687-04	93.847	Diabetes, Digestive, and Kidney Diseases Extramural Research	445,777	-
Health and Human Services, Department of	Direct		5 R01 DK125830-04	93.847	Diabetes, Digestive, and Kidney Diseases Extramural Research	327,142	-
Health and Human Services, Department of	Direct		5 R01 DK126011-03	93.847	Diabetes, Digestive, and Kidney Diseases Extramural Research	87,198	-
Health and Human Services, Department of	Direct		5 R01 DK126451-03	93.847	Diabetes, Digestive, and Kidney Diseases Extramural Research	652,883	-
Health and Human Services, Department of	Direct		5 R01 DK126715-03	93.847	Diabetes, Digestive, and Kidney Diseases Extramural Research	(423,623)	32,581
Health and Human Services, Department of	Direct		5 R01 DK126898 04	93.847	Diabetes, Digestive, and Kidney Diseases Extramural Research	668,134	290,666
Health and Human Services, Department of	Direct		5 R01 DK127531-04	93.847	Diabetes, Digestive, and Kidney Diseases Extramural Research	1,034,332	28,396
Health and Human Services, Department of	Direct		5 R01 DK128102-03	93.847	Diabetes, Digestive, and Kidney Diseases Extramural Research	474,946	7,156
Health and Human Services, Department of	Direct		5 R01 DK128179-03	93.847	Diabetes, Digestive, and Kidney Diseases Extramural Research	765,683	-
Health and Human Services, Department of	Direct		5 R01 DK128205 03	93.847	Diabetes, Digestive, and Kidney Diseases Extramural Research	604,904	-
Health and Human Services, Department of	Direct		5 R01 DK129214-03	93.847	Diabetes, Digestive, and Kidney Diseases Extramural Research	631,263	-
Health and Human Services, Department of	Direct		5 R01 DK129320-04	93.847	Diabetes, Digestive, and Kidney Diseases Extramural Research	422,268	301,024
Health and Human Services, Department of	Direct		5 R01 DK129360-04	93.847	Diabetes, Digestive, and Kidney Diseases Extramural Research	386,275	-
Health and Human Services, Department of	Direct		5 R01 DK129366-04	93.847	Diabetes, Digestive, and Kidney Diseases Extramural Research	541,492	-
Health and Human Services, Department of	Direct		5 R01 DK129469-03	93.847	Diabetes, Digestive, and Kidney Diseases Extramural Research	570,886	286,770
Health and Human Services, Department of	Direct		5 R01 DK129539-03	93.847	Diabetes, Digestive, and Kidney Diseases Extramural Research	343,398	-
Health and Human Services, Department of	Direct		5 R01 DK130111-03	93.847	Diabetes, Digestive, and Kidney Diseases Extramural Research	555,827	-
Health and Human Services, Department of	Direct		5 R01 DK130256-03	93.847	Diabetes, Digestive, and Kidney Diseases Extramural Research	523,073	-
Health and Human Services, Department of	Direct		5 R01 DK130864-03	93.847	Diabetes, Digestive, and Kidney Diseases Extramural Research	421,017	-
Health and Human Services, Department of	Direct		5 R01 DK130875-03	93.847	Diabetes, Digestive, and Kidney Diseases Extramural Research	309,112	-
Health and Human Services, Department of	Direct		5 R01 DK130879 03	93.847	Diabetes, Digestive, and Kidney Diseases Extramural Research	507,215	-
Health and Human Services, Department of	Direct		5 R01 DK130913-03	93.847	Diabetes, Digestive, and Kidney Diseases Extramural Research	944,702	237,505
Health and Human Services, Department of	Direct		5 R01 DK131524-04	93.847	Diabetes, Digestive, and Kidney Diseases Extramural Research	548,033	-
Health and Human Services, Department of	Direct		5 R01 DK131584-03	93.847	Diabetes, Digestive, and Kidney Diseases Extramural Research	429,913	-
Health and Human Services, Department of	Direct		5 R01 DK131724-03	93.847	Diabetes, Digestive, and Kidney Diseases Extramural Research	693,105	-
Health and Human Services, Department of	Direct		5 R01 DK131787-03	93.847	Diabetes, Digestive, and Kidney Diseases Extramural Research	842,218	24,371
Health and Human Services, Department of	Direct		5 R01 DK132008-02	93.847	Diabetes, Digestive, and Kidney Diseases Extramural Research	702,079	24,729
Health and Human Services, Department of	Direct		5 R01 DK132214-02	93.847	Diabetes, Digestive, and Kidney Diseases Extramural Research	7,456	5,811
Health and Human Services, Department of	Direct		5 R01 DK133140-03	93.847	Diabetes, Digestive, and Kidney Diseases Extramural Research	568,855	-
Health and Human Services, Department of	Direct		5 R01 DK133226-03	93.847	Diabetes, Digestive, and Kidney Diseases Extramural Research	593,559	-
Health and Human Services, Department of	Direct		5 R01 DK134361-02	93.847	Diabetes, Digestive, and Kidney Diseases Extramural Research	410,959	144,041
Health and Human Services, Department of	Direct		5 R01 DK134406-02	93.847	Diabetes, Digestive, and Kidney Diseases Extramural Research	182,010	14,242
Health and Human Services, Department of	Direct		5 R01 DK134486-02	93.847	Diabetes, Digestive, and Kidney Diseases Extramural Research	528,170	-
Health and Human Services, Department of	Direct		5 R01 DK134979-02	93.847	Diabetes, Digestive, and Kidney Diseases Extramural Research	714,836	-
Health and Human Services, Department of	Direct		5 R01 DK136177-02	93.847	Diabetes, Digestive, and Kidney Diseases Extramural Research	590,342	-
Health and Human Services, Department of	Direct		5 R01 DK136179-02	93.847	Diabetes, Digestive, and Kidney Diseases Extramural Research	580,513	-
Health and Human Services, Department of	Direct		5 R01 DK137466-02	93.847	Diabetes, Digestive, and Kidney Diseases Extramural Research	347,419	-
Health and Human Services, Department of	Direct		5 R01DK054740-24	93.847	Diabetes, Digestive, and Kidney Diseases Extramural Research	673,707	-
Health and Human Services, Department of	Direct		5 R01DK059888-24	93.847	Diabetes, Digestive, and Kidney Diseases Extramural Research	515,402	-
Health and Human Services, Department of	Direct		5 R01DK121170 04	93.847	Diabetes, Digestive, and Kidney Diseases Extramural Research	166,823	-

University of Michigan
Schedule of Expenditures of Federal Awards
For the Year Ended June 30, 2024

Cluster Title/Federal Grantor/Program	Type	Pass-Through Grantor	Award Identifier	Assistance Listing Number	Assistance Listing Program Title	Federal Expenditures	Passed-Through to Subrecipients
Health and Human Services, Department of	Pass-Through	University of Washington	UWSC14351	93.847	Diabetes, Digestive, and Kidney Diseases Extramural Research	27,199	-
Health and Human Services, Department of	Pass-Through	University of Washington	UWSC14351	93.847	Diabetes, Digestive, and Kidney Diseases Extramural Research	1,206,997	-
Health and Human Services, Department of	Pass-Through	University of Washington	UWSC14382/ PO BPO71631	93.847	Diabetes, Digestive, and Kidney Diseases Extramural Research	45,488	-
Health and Human Services, Department of	Pass-Through	Vanderbilt University	VUMCI08019	93.847	Diabetes, Digestive, and Kidney Diseases Extramural Research	4,478	-
Health and Human Services, Department of	Pass-Through	Vanderbilt University	VUMCI08019	93.847	Diabetes, Digestive, and Kidney Diseases Extramural Research	243,324	-
Health and Human Services, Department of	Pass-Through	Vanderbilt University	VUMCI17182	93.847	Diabetes, Digestive, and Kidney Diseases Extramural Research	14,504	-
Health and Human Services, Department of	Pass-Through	Vanderbilt University Medical Center	VUMC99911	93.847	Diabetes, Digestive, and Kidney Diseases Extramural Research	86,851	-
Health and Human Services, Department of	Pass-Through	Wake Forest University	739-45102-10000336727	93.847	Diabetes, Digestive, and Kidney Diseases Extramural Research	(128,977)	-
Health and Human Services, Department of	Pass-Through	Wake Forest University	739-45102-10000336727	93.847	Diabetes, Digestive, and Kidney Diseases Extramural Research	369,674	-
Health and Human Services, Department of	Pass-Through	Wayne State University	WSU20086-A3	93.847	Diabetes, Digestive, and Kidney Diseases Extramural Research	32,517	-
Health and Human Services, Department of	Pass-Through	Wayne State University	WSU23116-A1	93.847	Diabetes, Digestive, and Kidney Diseases Extramural Research	13,848	-
						\$ 84,996,042	\$ 8,807,231
Health and Human Services, Department of	Pass-Through	University of Chicago	AWD104242 (SUB00001023)	93.850	Improving Epilepsy Programs, Services, and Outcomes through National Partnerships	\$ 7,138	\$ -
Health and Human Services, Department of	Direct		1 F31 NS127484-02	93.853	Extramural Research Programs in the Neurosciences and Neurological Disorders	\$ 50,968	\$ -
Health and Human Services, Department of	Direct		1 F31 NS127485-03	93.853	Extramural Research Programs in the Neurosciences and Neurological Disorders	40,898	-
Health and Human Services, Department of	Direct		1 F31 NS127551-02	93.853	Extramural Research Programs in the Neurosciences and Neurological Disorders	26,337	-
Health and Human Services, Department of	Direct		1 F31 NS132434-01A1	93.853	Extramural Research Programs in the Neurosciences and Neurological Disorders	25,950	-
Health and Human Services, Department of	Direct		1 F31 NS135919-01	93.853	Extramural Research Programs in the Neurosciences and Neurological Disorders	23,531	-
Health and Human Services, Department of	Direct		1 F31 NS135973-01	93.853	Extramural Research Programs in the Neurosciences and Neurological Disorders	23,531	-
Health and Human Services, Department of	Direct		1 F99 NS135768-02	93.853	Extramural Research Programs in the Neurosciences and Neurological Disorders	34,238	-
Health and Human Services, Department of	Direct		1 K08 NS128271 -01A1	93.853	Extramural Research Programs in the Neurosciences and Neurological Disorders	53,873	-
Health and Human Services, Department of	Direct		1 K12 NS130673 01	93.853	Extramural Research Programs in the Neurosciences and Neurological Disorders	747,030	423,703
Health and Human Services, Department of	Direct		1 R01 NS118440-01	93.853	Extramural Research Programs in the Neurosciences and Neurological Disorders	5,699	-
Health and Human Services, Department of	Direct		1 R01 NS131402-01A1	93.853	Extramural Research Programs in the Neurosciences and Neurological Disorders	67,467	-
Health and Human Services, Department of	Direct		1 R01 NS131514 01A	93.853	Extramural Research Programs in the Neurosciences and Neurological Disorders	98,093	-
Health and Human Services, Department of	Direct		1 R03 NS137487 01A1	93.853	Extramural Research Programs in the Neurosciences and Neurological Disorders	12,800	-
Health and Human Services, Department of	Direct		1 R21 NS114749-01	93.853	Extramural Research Programs in the Neurosciences and Neurological Disorders	118,638	-
Health and Human Services, Department of	Direct		1 R21 NS118055-01A1	93.853	Extramural Research Programs in the Neurosciences and Neurological Disorders	45,707	-
Health and Human Services, Department of	Direct		1 R21 NS120223-01A1	93.853	Extramural Research Programs in the Neurosciences and Neurological Disorders	165,053	-
Health and Human Services, Department of	Direct		1 R21 NS121700-01	93.853	Extramural Research Programs in the Neurosciences and Neurological Disorders	46,800	-
Health and Human Services, Department of	Direct		1 R21 NS123879-01	93.853	Extramural Research Programs in the Neurosciences and Neurological Disorders	103,134	-
Health and Human Services, Department of	Direct		1 R21 NS125449 01	93.853	Extramural Research Programs in the Neurosciences and Neurological Disorders	179,691	124,343
Health and Human Services, Department of	Direct		1 R21 NS129096-01	93.853	Extramural Research Programs in the Neurosciences and Neurological Disorders	161,199	-
Health and Human Services, Department of	Direct		1 R21NS126895-01A1	93.853	Extramural Research Programs in the Neurosciences and Neurological Disorders	123,406	-
Health and Human Services, Department of	Direct		1 R34 NS127101-01	93.853	Extramural Research Programs in the Neurosciences and Neurological Disorders	245,285	-
Health and Human Services, Department of	Direct		1 R34 NS132808-01	93.853	Extramural Research Programs in the Neurosciences and Neurological Disorders	251,374	-
Health and Human Services, Department of	Direct		1 R56 NS132411-01	93.853	Extramural Research Programs in the Neurosciences and Neurological Disorders	428,073	27,739
Health and Human Services, Department of	Direct		1 RF NS128667-01	93.853	Extramural Research Programs in the Neurosciences and Neurological Disorders	962,498	387,233
Health and Human Services, Department of	Direct		1 RF1 NS113283-01	93.853	Extramural Research Programs in the Neurosciences and Neurological Disorders	312,285	45,833
Health and Human Services, Department of	Direct		1 RF1 NS127606-01	93.853	Extramural Research Programs in the Neurosciences and Neurological Disorders	660,929	88,583
Health and Human Services, Department of	Direct		1 RF1 NS128522-01	93.853	Extramural Research Programs in the Neurosciences and Neurological Disorders	433,459	-
Health and Human Services, Department of	Direct		1R01NS129850-02	93.853	Extramural Research Programs in the Neurosciences and Neurological Disorders	530,548	-
Health and Human Services, Department of	Direct		1R21NS127983-02	93.853	Extramural Research Programs in the Neurosciences and Neurological Disorders	320,221	71,461

**University of Michigan
Schedule of Expenditures of Federal Awards
For the Year Ended June 30, 2024**

Cluster Title/Federal Grantor/Program	Type	Pass-Through Grantor	Award Identifier	Assistance Listing Number	Assistance Listing Program Title	Federal Expenditures	Passed-Through to Subrecipients
Health and Human Services, Department of	Direct		1RF1NS131063-01	93.853	Extramural Research Programs in the Neurosciences and Neurological Disorders	395,420	-
Health and Human Services, Department of	Direct		1RF1NS133978-01	93.853	Extramural Research Programs in the Neurosciences and Neurological Disorders	496,417	-
Health and Human Services, Department of	Direct		1UG3NS132084-02	93.853	Extramural Research Programs in the Neurosciences and Neurological Disorders	432,576	140,237
Health and Human Services, Department of	Direct		2 R37 NA038916-26	93.853	Extramural Research Programs in the Neurosciences and Neurological Disorders	242,136	-
Health and Human Services, Department of	Direct		2 U24 NS107214-06	93.853	Extramural Research Programs in the Neurosciences and Neurological Disorders	158,055	-
Health and Human Services, Department of	Direct		3 R21 NS121745-01S1	93.853	Extramural Research Programs in the Neurosciences and Neurological Disorders	77,038	-
Health and Human Services, Department of	Direct		5 F31 NS118944-03	93.853	Extramural Research Programs in the Neurosciences and Neurological Disorders	41,448	-
Health and Human Services, Department of	Direct		5 F31 NS124088-03	93.853	Extramural Research Programs in the Neurosciences and Neurological Disorders	62,316	-
Health and Human Services, Department of	Direct		5 F31 NS127371-03	93.853	Extramural Research Programs in the Neurosciences and Neurological Disorders	51,568	-
Health and Human Services, Department of	Direct		5 F31 NS129326-02	93.853	Extramural Research Programs in the Neurosciences and Neurological Disorders	49,507	-
Health and Human Services, Department of	Direct		5 F31 NS134123-02	93.853	Extramural Research Programs in the Neurosciences and Neurological Disorders	44,256	-
Health and Human Services, Department of	Direct		5 F99 NS120645-02	93.853	Extramural Research Programs in the Neurosciences and Neurological Disorders	(8,644)	-
Health and Human Services, Department of	Direct		5 F99 NS124176-02S1	93.853	Extramural Research Programs in the Neurosciences and Neurological Disorders	49,464	-
Health and Human Services, Department of	Direct		5 K00NS108556 04	93.853	Extramural Research Programs in the Neurosciences and Neurological Disorders	65,478	-
Health and Human Services, Department of	Direct		5 K01 NS117555-05	93.853	Extramural Research Programs in the Neurosciences and Neurological Disorders	217,402	-
Health and Human Services, Department of	Direct		5 K08 NS109289-05	93.853	Extramural Research Programs in the Neurosciences and Neurological Disorders	94,219	-
Health and Human Services, Department of	Direct		5 K08 NS121464-04	93.853	Extramural Research Programs in the Neurosciences and Neurological Disorders	194,594	-
Health and Human Services, Department of	Direct		5 K08 NS124937-02	93.853	Extramural Research Programs in the Neurosciences and Neurological Disorders	171,619	-
Health and Human Services, Department of	Direct		5 K23 NS125004 04	93.853	Extramural Research Programs in the Neurosciences and Neurological Disorders	170,894	-
Health and Human Services, Department of	Direct		5 K23 NS126495-02	93.853	Extramural Research Programs in the Neurosciences and Neurological Disorders	181,366	-
Health and Human Services, Department of	Direct		5 K23 NS131444-02	93.853	Extramural Research Programs in the Neurosciences and Neurological Disorders	225,245	-
Health and Human Services, Department of	Direct		5 P50 NS123067-04	93.853	Extramural Research Programs in the Neurosciences and Neurological Disorders	2,145,344	-
Health and Human Services, Department of	Direct		5 R01 NS034509-25	93.853	Extramural Research Programs in the Neurosciences and Neurological Disorders	(77)	-
Health and Human Services, Department of	Direct		5 R01 NS034509-27	93.853	Extramural Research Programs in the Neurosciences and Neurological Disorders	538,468	-
Health and Human Services, Department of	Direct		5 R01 NS038916-25	93.853	Extramural Research Programs in the Neurosciences and Neurological Disorders	1,224,395	33,752
Health and Human Services, Department of	Direct		5 R01 NS086810-10	93.853	Extramural Research Programs in the Neurosciences and Neurological Disorders	447,455	-
Health and Human Services, Department of	Direct		5 R01 NS089896-05	93.853	Extramural Research Programs in the Neurosciences and Neurological Disorders	113	-
Health and Human Services, Department of	Direct		5 R01 NS094399-09	93.853	Extramural Research Programs in the Neurosciences and Neurological Disorders	523,650	48,367
Health and Human Services, Department of	Direct		5 R01 NS094413 08	93.853	Extramural Research Programs in the Neurosciences and Neurological Disorders	353,948	-
Health and Human Services, Department of	Direct		5 R01 NS097498-08	93.853	Extramural Research Programs in the Neurosciences and Neurological Disorders	425,886	-
Health and Human Services, Department of	Direct		5 R01 NS097542-09	93.853	Extramural Research Programs in the Neurosciences and Neurological Disorders	461,707	-
Health and Human Services, Department of	Direct		5 R01 NS099160-05	93.853	Extramural Research Programs in the Neurosciences and Neurological Disorders	150,248	-
Health and Human Services, Department of	Direct		5 R01 NS099280-07	93.853	Extramural Research Programs in the Neurosciences and Neurological Disorders	476,094	-
Health and Human Services, Department of	Direct		5 R01 NS099340-05	93.853	Extramural Research Programs in the Neurosciences and Neurological Disorders	3,411	-
Health and Human Services, Department of	Direct		5 R01 NS101597-05	93.853	Extramural Research Programs in the Neurosciences and Neurological Disorders	(12,969)	-
Health and Human Services, Department of	Direct		5 R01 NS102715-05	93.853	Extramural Research Programs in the Neurosciences and Neurological Disorders	291,276	92,109
Health and Human Services, Department of	Direct		5 R01 NS103946-04	93.853	Extramural Research Programs in the Neurosciences and Neurological Disorders	(2,636)	-
Health and Human Services, Department of	Direct		5 R01 NS104299-05	93.853	Extramural Research Programs in the Neurosciences and Neurological Disorders	(58,233)	-

**University of Michigan
Schedule of Expenditures of Federal Awards
For the Year Ended June 30, 2024**

Cluster Title/Federal Grantor/Program	Type	Pass-Through Grantor	Award Identifier	Assistance Listing Number	Assistance Listing Program Title	Federal Expenditures	Passed-Through to Subrecipients
Health and Human Services, Department of	Direct		5 R01 NS104776-05	93.853	Extramural Research Programs in the Neurosciences and Neurological Disorders	24,652	-
Health and Human Services, Department of	Direct		5 R01 NS105132-05	93.853	Extramural Research Programs in the Neurosciences and Neurological Disorders	172,769	-
Health and Human Services, Department of	Direct		5 R01 NS106616-05	93.853	Extramural Research Programs in the Neurosciences and Neurological Disorders	179,404	-
Health and Human Services, Department of	Direct		5 R01 NS10674-05	93.853	Extramural Research Programs in the Neurosciences and Neurological Disorders	245,896	-
Health and Human Services, Department of	Direct		5 R01 NS107463-05	93.853	Extramural Research Programs in the Neurosciences and Neurological Disorders	627,416	12,401
Health and Human Services, Department of	Direct		5 R01 NS107496-05	93.853	Extramural Research Programs in the Neurosciences and Neurological Disorders	138,286	-
Health and Human Services, Department of	Direct		5 R01 NS108042-04	93.853	Extramural Research Programs in the Neurosciences and Neurological Disorders	242,271	-
Health and Human Services, Department of	Direct		5 R01 NS109170-05	93.853	Extramural Research Programs in the Neurosciences and Neurological Disorders	229,615	-
Health and Human Services, Department of	Direct		5 R01 NS111041-05	93.853	Extramural Research Programs in the Neurosciences and Neurological Disorders	347,137	-
Health and Human Services, Department of	Direct		5 R01 NS113824-05	93.853	Extramural Research Programs in the Neurosciences and Neurological Disorders	393,911	-
Health and Human Services, Department of	Direct		5 R01 NS113943-05	93.853	Extramural Research Programs in the Neurosciences and Neurological Disorders	336,670	-
Health and Human Services, Department of	Direct		5 R01 NS117103-05	93.853	Extramural Research Programs in the Neurosciences and Neurological Disorders	561,681	374,841
Health and Human Services, Department of	Direct		5 R01 NS118440-03	93.853	Extramural Research Programs in the Neurosciences and Neurological Disorders	441,947	-
Health and Human Services, Department of	Direct		5 R01 NS118769-05	93.853	Extramural Research Programs in the Neurosciences and Neurological Disorders	552,022	-
Health and Human Services, Department of	Direct		5 R01 NS119873-04	93.853	Extramural Research Programs in the Neurosciences and Neurological Disorders	587,759	5,556
Health and Human Services, Department of	Direct		5 R01 NS120322-04	93.853	Extramural Research Programs in the Neurosciences and Neurological Disorders	864,919	272,268
Health and Human Services, Department of	Direct		5 R01 NS120926-04	93.853	Extramural Research Programs in the Neurosciences and Neurological Disorders	517,233	10,029
Health and Human Services, Department of	Direct		5 R01 NS122165-02	93.853	Extramural Research Programs in the Neurosciences and Neurological Disorders	584,842	20,191
Health and Human Services, Department of	Direct		5 R01 NS122234-03	93.853	Extramural Research Programs in the Neurosciences and Neurological Disorders	517,995	41,027
Health and Human Services, Department of	Direct		5 R01 NS122751-04	93.853	Extramural Research Programs in the Neurosciences and Neurological Disorders	481,137	-
Health and Human Services, Department of	Direct		5 R01 NS124167-03S1	93.853	Extramural Research Programs in the Neurosciences and Neurological Disorders	631,286	-
Health and Human Services, Department of	Direct		5 R01 NS124607-03	93.853	Extramural Research Programs in the Neurosciences and Neurological Disorders	416,770	51,818
Health and Human Services, Department of	Direct		5 R01 NS125313-03	93.853	Extramural Research Programs in the Neurosciences and Neurological Disorders	445,878	-
Health and Human Services, Department of	Direct		5 R01 NS125742-04	93.853	Extramural Research Programs in the Neurosciences and Neurological Disorders	845,434	-
Health and Human Services, Department of	Direct		5 R01 NS127188-04	93.853	Extramural Research Programs in the Neurosciences and Neurological Disorders	628,459	-
Health and Human Services, Department of	Direct		5 R01 NS127378-03	93.853	Extramural Research Programs in the Neurosciences and Neurological Disorders	375,347	-
Health and Human Services, Department of	Direct		5 R01 NS127799-02	93.853	Extramural Research Programs in the Neurosciences and Neurological Disorders	276,177	-
Health and Human Services, Department of	Direct		5 R01 NS127829-03	93.853	Extramural Research Programs in the Neurosciences and Neurological Disorders	454,886	-
Health and Human Services, Department of	Direct		5 R01 NS128500-02	93.853	Extramural Research Programs in the Neurosciences and Neurological Disorders	420,553	-
Health and Human Services, Department of	Direct		5 R01 NS129198-03	93.853	Extramural Research Programs in the Neurosciences and Neurological Disorders	637,502	-
Health and Human Services, Department of	Direct		5 R01 NS129562-02	93.853	Extramural Research Programs in the Neurosciences and Neurological Disorders	296,337	4,280
Health and Human Services, Department of	Direct		5 R01 NS129874-02	93.853	Extramural Research Programs in the Neurosciences and Neurological Disorders	474,989	-
Health and Human Services, Department of	Direct		5 R01 NS131515-02	93.853	Extramural Research Programs in the Neurosciences and Neurological Disorders	328,986	-
Health and Human Services, Department of	Direct		5 R01 NS131821-02	93.853	Extramural Research Programs in the Neurosciences and Neurological Disorders	567,907	-
Health and Human Services, Department of	Direct		5 R01 NS225362-03	93.853	Extramural Research Programs in the Neurosciences and Neurological Disorders	388,744	176,664
Health and Human Services, Department of	Direct		5 R01-NS100687-05	93.853	Extramural Research Programs in the Neurosciences and Neurological Disorders	(22,455)	-
Health and Human Services, Department of	Direct		5 R01NS110572 05	93.853	Extramural Research Programs in the Neurosciences and Neurological Disorders	214,570	-
Health and Human Services, Department of	Direct		5 R01NS116008 05	93.853	Extramural Research Programs in the Neurosciences and Neurological Disorders	551,607	-

**University of Michigan
Schedule of Expenditures of Federal Awards
For the Year Ended June 30, 2024**

Cluster Title/Federal Grantor/Program	Type	Pass-Through Grantor	Award Identifier	Assistance Listing Number	Assistance Listing Program Title	Federal Expenditures	Passed-Through to Subrecipients
Health and Human Services, Department of	Direct		5 R01NS119231-04	93.853	Extramural Research Programs in the Neurosciences and Neurological Disorders	443,870	-
Health and Human Services, Department of	Direct		5 R01NS122536-04	93.853	Extramural Research Programs in the Neurosciences and Neurological Disorders	515,501	-
Health and Human Services, Department of	Direct		5 R01NS122746-04	93.853	Extramural Research Programs in the Neurosciences and Neurological Disorders	639,297	-
Health and Human Services, Department of	Direct		5 R21 NS132003-02	93.853	Extramural Research Programs in the Neurosciences and Neurological Disorders	289,055	-
Health and Human Services, Department of	Direct		5 R21 NS132018-02	93.853	Extramural Research Programs in the Neurosciences and Neurological Disorders	240,268	-
Health and Human Services, Department of	Direct		5 R25 NS089450-10	93.853	Extramural Research Programs in the Neurosciences and Neurological Disorders	271,652	-
Health and Human Services, Department of	Direct		5 R25 NS107159-05	93.853	Extramural Research Programs in the Neurosciences and Neurological Disorders	239,358	16,377
Health and Human Services, Department of	Direct		5 R35 NS 132223-03	93.853	Extramural Research Programs in the Neurosciences and Neurological Disorders	635,533	-
Health and Human Services, Department of	Direct		5 R35 NS116786-05	93.853	Extramural Research Programs in the Neurosciences and Neurological Disorders	895,813	-
Health and Human Services, Department of	Direct		5 R35 NS122302-04	93.853	Extramural Research Programs in the Neurosciences and Neurological Disorders	1,136,769	-
Health and Human Services, Department of	Direct		5 R37 NS076752 11	93.853	Extramural Research Programs in the Neurosciences and Neurological Disorders	575,051	-
Health and Human Services, Department of	Direct		5 R61 NS130070 02	93.853	Extramural Research Programs in the Neurosciences and Neurological Disorders	386,199	-
Health and Human Services, Department of	Direct		5 U01 NS099043-03	93.853	Extramural Research Programs in the Neurosciences and Neurological Disorders	3,360,526	2,519,276
Health and Human Services, Department of	Direct		5 U01 NS099046 04	93.853	Extramural Research Programs in the Neurosciences and Neurological Disorders	4,440,510	1,417,794
Health and Human Services, Department of	Direct		5 U01 NS100611-05	93.853	Extramural Research Programs in the Neurosciences and Neurological Disorders	327,686	-
Health and Human Services, Department of	Direct		5 U01 NS106670-04	93.853	Extramural Research Programs in the Neurosciences and Neurological Disorders	(899)	-
Health and Human Services, Department of	Direct		5 U24 NS100659-05	93.853	Extramural Research Programs in the Neurosciences and Neurological Disorders	(43,691)	-
Health and Human Services, Department of	Direct		5 U24 NS100659-07	93.853	Extramural Research Programs in the Neurosciences and Neurological Disorders	672,406	79,918
Health and Human Services, Department of	Direct		5 U24 NS107158-05	93.853	Extramural Research Programs in the Neurosciences and Neurological Disorders	10,476	-
Health and Human Services, Department of	Direct		5 U24 NS107214-05	93.853	Extramural Research Programs in the Neurosciences and Neurological Disorders	104,193	-
Health and Human Services, Department of	Direct		5 U24 NS120056-03	93.853	Extramural Research Programs in the Neurosciences and Neurological Disorders	723,149	376,301
Health and Human Services, Department of	Direct		5 U54NS117170 05	93.853	Extramural Research Programs in the Neurosciences and Neurological Disorders	2,625,014	1,111,583
Health and Human Services, Department of	Direct		5R01NS112233-05	93.853	Extramural Research Programs in the Neurosciences and Neurological Disorders	495,760	-
Health and Human Services, Department of	Direct		7 R21 NS116573-02	93.853	Extramural Research Programs in the Neurosciences and Neurological Disorders	35,537	-
Health and Human Services, Department of	Direct		T32 NS007222	93.853	Extramural Research Programs in the Neurosciences and Neurological Disorders	339,230	-
Health and Human Services, Department of	Direct		T32 NS076401	93.853	Extramural Research Programs in the Neurosciences and Neurological Disorders	188,942	-
Health and Human Services, Department of	Direct		T32 NS115724	93.853	Extramural Research Programs in the Neurosciences and Neurological Disorders	200,823	-
Health and Human Services, Department of	Pass-Through	Albert Einstein College of Medicine	312158/PO# P0928415	93.853	Extramural Research Programs in the Neurosciences and Neurological Disorders	(259)	-
Health and Human Services, Department of	Pass-Through	Albert Einstein College of Medicine	312158/PO0973254	93.853	Extramural Research Programs in the Neurosciences and Neurological Disorders	81,271	-
Health and Human Services, Department of	Pass-Through	Baylor College of Medicine	7000001490	93.853	Extramural Research Programs in the Neurosciences and Neurological Disorders	(6,776)	-
Health and Human Services, Department of	Pass-Through	Baylor College of Medicine	P700000268	93.853	Extramural Research Programs in the Neurosciences and Neurological Disorders	42,844	-
Health and Human Services, Department of	Pass-Through	Blackrock Microsystems, Inc.	UM-00001	93.853	Extramural Research Programs in the Neurosciences and Neurological Disorders	47,579	-
Health and Human Services, Department of	Pass-Through	Brown University	00002272	93.853	Extramural Research Programs in the Neurosciences and Neurological Disorders	8,059	-
Health and Human Services, Department of	Pass-Through	Case Western Reserve University	RES600270	93.853	Extramural Research Programs in the Neurosciences and Neurological Disorders	162,482	-
Health and Human Services, Department of	Pass-Through	Case Western Reserve University	RES600939	93.853	Extramural Research Programs in the Neurosciences and Neurological Disorders	68,088	-
Health and Human Services, Department of	Pass-Through	Cleveland Clinic Lerner College of Medicine	CCF22098613	93.853	Extramural Research Programs in the Neurosciences and Neurological Disorders	6,387	-
Health and Human Services, Department of	Pass-Through	Colorado School of Mines	401419-5802	93.853	Extramural Research Programs in the Neurosciences and Neurological Disorders	(316)	-
Health and Human Services, Department of	Pass-Through	Duke University	303002278	93.853	Extramural Research Programs in the Neurosciences and Neurological Disorders	15,951	-

**University of Michigan
Schedule of Expenditures of Federal Awards
For the Year Ended June 30, 2024**

Cluster Title/Federal Grantor/Program	Type	Pass-Through Grantor	Award Identifier	Assistance Listing Number	Assistance Listing Program Title	Federal Expenditures	Passed-Through to Subrecipients
Health and Human Services, Department of	Pass-Through	Duke University	A032127	93.853	Extramural Research Programs in the Neurosciences and Neurological Disorders	43,502	-
Health and Human Services, Department of	Pass-Through	Enzerna Biosciences, Inc.	Roundtable Research Agreement	93.853	Extramural Research Programs in the Neurosciences and Neurological Disorders	21,092	-
Health and Human Services, Department of	Pass-Through	Hennepin Healthcare Research Institute (HHRI)	15323-02	93.853	Extramural Research Programs in the Neurosciences and Neurological Disorders	(3,647)	-
Health and Human Services, Department of	Pass-Through	Hennepin Healthcare Research Institute (HHRI)	15424-02	93.853	Extramural Research Programs in the Neurosciences and Neurological Disorders	334,487	-
Health and Human Services, Department of	Pass-Through	Kennedy Krieger Institute	Subaward Agreement	93.853	Extramural Research Programs in the Neurosciences and Neurological Disorders	1,458	-
Health and Human Services, Department of	Pass-Through	Kennedy Krieger Institute	SubAward Agreement	93.853	Extramural Research Programs in the Neurosciences and Neurological Disorders	11,428	-
Health and Human Services, Department of	Pass-Through	Michigan State University (MSU)	RC111114B	93.853	Extramural Research Programs in the Neurosciences and Neurological Disorders	10,265	-
Health and Human Services, Department of	Pass-Through	Michigan State University (MSU)	RC111996UM	93.853	Extramural Research Programs in the Neurosciences and Neurological Disorders	41,684	-
Health and Human Services, Department of	Pass-Through	St. Jude Children's Research Hospital, Inc.	GR-0010297-PO051275	93.853	Extramural Research Programs in the Neurosciences and Neurological Disorders	3,144	-
Health and Human Services, Department of	Pass-Through	Stanford University	5778219	93.853	Extramural Research Programs in the Neurosciences and Neurological Disorders	86,960	-
Health and Human Services, Department of	Pass-Through	Stanford University	62556501-179030	93.853	Extramural Research Programs in the Neurosciences and Neurological Disorders	2	-
Health and Human Services, Department of	Pass-Through	Stanford University	62556501-179030	93.853	Extramural Research Programs in the Neurosciences and Neurological Disorders	31,720	-
Health and Human Services, Department of	Pass-Through	Stanford University	63439897-319717	93.853	Extramural Research Programs in the Neurosciences and Neurological Disorders	37,658	-
Health and Human Services, Department of	Pass-Through	State University of New York (SUNY)	1184585-98327	93.853	Extramural Research Programs in the Neurosciences and Neurological Disorders	11,214	-
Health and Human Services, Department of	Pass-Through	The Jackson Laboratory	210331-0822-02	93.853	Extramural Research Programs in the Neurosciences and Neurological Disorders	1,805	-
Health and Human Services, Department of	Pass-Through	The Jackson Laboratory	210331-0824-02	93.853	Extramural Research Programs in the Neurosciences and Neurological Disorders	13,591	-
Health and Human Services, Department of	Pass-Through	The Trustees of Columbia University In The City of New York dba Columbia University	1(GG019216-01)	93.853	Extramural Research Programs in the Neurosciences and Neurological Disorders	48,038	-
Health and Human Services, Department of	Pass-Through	The Trustees of Columbia University In The City of New York dba Columbia University	17(GG015970-05)	93.853	Extramural Research Programs in the Neurosciences and Neurological Disorders	35,471	-
Health and Human Services, Department of	Pass-Through	The Trustees of Columbia University In The City of New York dba Columbia University	2(GG01328-01) / G17984	93.853	Extramural Research Programs in the Neurosciences and Neurological Disorders	195,001	-
Health and Human Services, Department of	Pass-Through	The Trustees of Columbia University In The City of New York dba Columbia University	GG015970-03	93.853	Extramural Research Programs in the Neurosciences and Neurological Disorders	2,402	-
Health and Human Services, Department of	Pass-Through	The Trustees of The University of Pennsylvania	585761/PO5073298	93.853	Extramural Research Programs in the Neurosciences and Neurological Disorders	121,632	-
Health and Human Services, Department of	Pass-Through	The Trustees of The University of Pennsylvania	588632	93.853	Extramural Research Programs in the Neurosciences and Neurological Disorders	118,942	-
Health and Human Services, Department of	Pass-Through	The Trustees of The University of Pennsylvania	858762	93.853	Extramural Research Programs in the Neurosciences and Neurological Disorders	35,844	-
Health and Human Services, Department of	Pass-Through	The University of Illinois at Chicago	19438	93.853	Extramural Research Programs in the Neurosciences and Neurological Disorders	391,920	-
Health and Human Services, Department of	Pass-Through	The University of Texas Health Science Center at Houston	SA0000224	93.853	Extramural Research Programs in the Neurosciences and Neurological Disorders	69,869	-
Health and Human Services, Department of	Pass-Through	The University of Texas Southwestern Medical Center	GMO 210602 PO000002344	93.853	Extramural Research Programs in the Neurosciences and Neurological Disorders	161,837	-
Health and Human Services, Department of	Pass-Through	The Washington University dba Washington University In St. Louis	WU-23-0135 PO#ST00009959	93.853	Extramural Research Programs in the Neurosciences and Neurological Disorders	278,037	-
Health and Human Services, Department of	Pass-Through	Thomas Jefferson University	080-02000-S36701 PO200014209	93.853	Extramural Research Programs in the Neurosciences and Neurological Disorders	21,647	-
Health and Human Services, Department of	Pass-Through	Transtimulation Research Inc	Research agreement	93.853	Extramural Research Programs in the Neurosciences and Neurological Disorders	51,809	-
Health and Human Services, Department of	Pass-Through	Tufts University	NIH171_Ye	93.853	Extramural Research Programs in the Neurosciences and Neurological Disorders	(261)	-
Health and Human Services, Department of	Pass-Through	Tulip Make Me Move Desk, LLC	Roundtable Research Agreement	93.853	Extramural Research Programs in the Neurosciences and Neurological Disorders	12,880	-
Health and Human Services, Department of	Pass-Through	University of Alabama at Birmingham (UAB)	000538599-SC001	93.853	Extramural Research Programs in the Neurosciences and Neurological Disorders	2,897	-
Health and Human Services, Department of	Pass-Through	University of Arizona	672906	93.853	Extramural Research Programs in the Neurosciences and Neurological Disorders	165,335	-
Health and Human Services, Department of	Pass-Through	University of California, San Francisco (UCSF)	11991sc	93.853	Extramural Research Programs in the Neurosciences and Neurological Disorders	(55,578)	-
Health and Human Services, Department of	Pass-Through	University of California, San Francisco (UCSF)	11991sc	93.853	Extramural Research Programs in the Neurosciences and Neurological Disorders	223,028	-
Health and Human Services, Department of	Pass-Through	University of California, San Francisco (UCSF)	13027sc	93.853	Extramural Research Programs in the Neurosciences and Neurological Disorders	78,639	-
Health and Human Services, Department of	Pass-Through	University of Cincinnati	011414-Adm-Brown/4600014792	93.853	Extramural Research Programs in the Neurosciences and Neurological Disorders	7,894	-
Health and Human Services, Department of	Pass-Through	University of Cincinnati	011414-Adm-Kleindorfer	93.853	Extramural Research Programs in the Neurosciences and Neurological Disorders	6,370	-

**University of Michigan
Schedule of Expenditures of Federal Awards
For the Year Ended June 30, 2024**

Cluster Title/Federal Grantor/Program	Type	Pass-Through Grantor	Award Identifier	Assistance Listing Number	Assistance Listing Program Title	Federal Expenditures	Passed-Through to Subrecipients
Health and Human Services, Department of	Pass-Through	University of Cincinnati	012830-00016	93.853	Extramural Research Programs in the Neurosciences and Neurological Disorders	78,965	-
Health and Human Services, Department of	Pass-Through	University of Cincinnati	015718-Adm-Brown	93.853	Extramural Research Programs in the Neurosciences and Neurological Disorders	8,916	-
Health and Human Services, Department of	Pass-Through	University of Florida	SUB00004437 A	93.853	Extramural Research Programs in the Neurosciences and Neurological Disorders	206	-
Health and Human Services, Department of	Pass-Through	University of Iowa	S00947-04	93.853	Extramural Research Programs in the Neurosciences and Neurological Disorders	85,048	-
Health and Human Services, Department of	Pass-Through	University of Kansas	FY2021-018	93.853	Extramural Research Programs in the Neurosciences and Neurological Disorders	199,020	-
Health and Human Services, Department of	Pass-Through	University of Massachusetts Lowell	S5110000057157	93.853	Extramural Research Programs in the Neurosciences and Neurological Disorders	10,940	-
Health and Human Services, Department of	Pass-Through	University of Pittsburgh Medical Center (UPMC)	AWD00005447 (137546-2)	93.853	Extramural Research Programs in the Neurosciences and Neurological Disorders	188,416	-
Health and Human Services, Department of	Pass-Through	University of Pittsburgh-Of The Commonwealth System of Higher Education	AWD00001302 (136821-1)	93.853	Extramural Research Programs in the Neurosciences and Neurological Disorders	11,454	-
Health and Human Services, Department of	Pass-Through	University of Pittsburgh-Of The Commonwealth System of Higher Education	AWD00001302 (136821-1)	93.853	Extramural Research Programs in the Neurosciences and Neurological Disorders	11,174	-
Health and Human Services, Department of	Pass-Through	University of Pittsburgh-Of The Commonwealth System of Higher Education	AWD00005961 (138124-1)	93.853	Extramural Research Programs in the Neurosciences and Neurological Disorders	166,653	-
Health and Human Services, Department of	Pass-Through	University of Southern California	SCON-00001243	93.853	Extramural Research Programs in the Neurosciences and Neurological Disorders	53,659	-
Health and Human Services, Department of	Pass-Through	University of Southern California	SCON-00004107	93.853	Extramural Research Programs in the Neurosciences and Neurological Disorders	4,065	-
Health and Human Services, Department of	Pass-Through	University of Wisconsin	0000000039	93.853	Extramural Research Programs in the Neurosciences and Neurological Disorders	67,676	-
Health and Human Services, Department of	Pass-Through	Wayne State University	WSU21026-A4	93.853	Extramural Research Programs in the Neurosciences and Neurological Disorders	222,916	-
Health and Human Services, Department of	Pass-Through	Wayne State University	WSU24051 (Grant Index #341132)	93.853	Extramural Research Programs in the Neurosciences and Neurological Disorders	65,771	-
Health and Human Services, Department of	Pass-Through	Wayne State University	WSU24054	93.853	Extramural Research Programs in the Neurosciences and Neurological Disorders	15,614	-
Health and Human Services, Department of	Pass-Through	William Marsh Rice University	R23341	93.853	Extramural Research Programs in the Neurosciences and Neurological Disorders	277,034	-
Health and Human Services, Department of	Pass-Through	Yale University	GR110764 (CON-80002808)	93.853	Extramural Research Programs in the Neurosciences and Neurological Disorders	75,486	-
						\$ 56,996,075	\$ 7,973,684
Health and Human Services, Department of	Direct		1 F31 A1177258-01A1	93.855	Allergy and Infectious Diseases Research	24,055	-
Health and Human Services, Department of	Direct		1 F32 A1169765-01A1	93.855	Allergy and Infectious Diseases Research	28,246	-
Health and Human Services, Department of	Direct		1 K23 A1177689-01A1	93.855	Allergy and Infectious Diseases Research	5,577	-
Health and Human Services, Department of	Direct		1 K99 A1175481-01A1	93.855	Allergy and Infectious Diseases Research	20,475	-
Health and Human Services, Department of	Direct		1 R01 A1179566 - 01A1	93.855	Allergy and Infectious Diseases Research	27,987	-
Health and Human Services, Department of	Direct		1 R21 A1179288-01	93.855	Allergy and Infectious Diseases Research	149,448	-
Health and Human Services, Department of	Direct		1 R21 A1180278-01-A1	93.855	Allergy and Infectious Diseases Research	82,002	-
Health and Human Services, Department of	Direct		1 R21 A1180617-01	93.855	Allergy and Infectious Diseases Research	84,112	-
Health and Human Services, Department of	Direct		1 R56 A1150660-01A1	93.855	Allergy and Infectious Diseases Research	(4,198)	-
Health and Human Services, Department of	Direct		1 U01 A1181882-01	93.855	Allergy and Infectious Diseases Research	77,040	-
Health and Human Services, Department of	Direct		1 U54 A1170660-01	93.855	Allergy and Infectious Diseases Research	6,595,761	4,364,376
Health and Human Services, Department of	Direct		1R01A1183620-01	93.855	Allergy and Infectious Diseases Research	114,983	-
Health and Human Services, Department of	Direct		1R21A1173487-02	93.855	Allergy and Infectious Diseases Research	146,803	-
Health and Human Services, Department of	Direct		1R56A1173179	93.855	Allergy and Infectious Diseases Research	41,966	-
Health and Human Services, Department of	Direct		1R56A1175165-01	93.855	Allergy and Infectious Diseases Research	255,967	15,650
Health and Human Services, Department of	Direct		3 R01 A1120997-04S1	93.855	Allergy and Infectious Diseases Research	36,524	-
Health and Human Services, Department of	Direct		5 F30 A1169762-03	93.855	Allergy and Infectious Diseases Research	46,023	-
Health and Human Services, Department of	Direct		5 F31 A1152365-03	93.855	Allergy and Infectious Diseases Research	(18,817)	-
Health and Human Services, Department of	Direct		5 F31 A1155047-03	93.855	Allergy and Infectious Diseases Research	51,287	-
Health and Human Services, Department of	Direct		5 F31 A1169823-02	93.855	Allergy and Infectious Diseases Research	45,913	-
Health and Human Services, Department of	Direct		5 F31 A1169887-03	93.855	Allergy and Infectious Diseases Research	57,552	-
Health and Human Services, Department of	Direct		5 F32 A1178852-02	93.855	Allergy and Infectious Diseases Research	70,881	-
Health and Human Services, Department of	Direct		5 K01 A1137123-05	93.855	Allergy and Infectious Diseases Research	2,096	-
Health and Human Services, Department of	Direct		5 K01 A1173529-02	93.855	Allergy and Infectious Diseases Research	119,530	-
Health and Human Services, Department of	Direct		5 K23 A1162661-03	93.855	Allergy and Infectious Diseases Research	213,145	-
Health and Human Services, Department of	Direct		5 K99 A1159620-02	93.855	Allergy and Infectious Diseases Research	77,879	-
Health and Human Services, Department of	Direct		5 R00 A1163285-04	93.855	Allergy and Infectious Diseases Research	231,923	-
Health and Human Services, Department of	Direct		5 R01 A1 140133-04	93.855	Allergy and Infectious Diseases Research	11,211	14,739
Health and Human Services, Department of	Direct		5 R01 A1044115-23	93.855	Allergy and Infectious Diseases Research	272,937	-
Health and Human Services, Department of	Direct		5 R01 A1046675-21	93.855	Allergy and Infectious Diseases Research	(2,627)	-
Health and Human Services, Department of	Direct		5 R01 A1059722-19	93.855	Allergy and Infectious Diseases Research	518,488	-
Health and Human Services, Department of	Direct		5 R01 A1119446-06	93.855	Allergy and Infectious Diseases Research	(2,204)	-
Health and Human Services, Department of	Direct		5 R01 A1120607 09	93.855	Allergy and Infectious Diseases Research	447,497	-
Health and Human Services, Department of	Direct		5 R01 A1120997-05	93.855	Allergy and Infectious Diseases Research	160,825	3,456
Health and Human Services, Department of	Direct		5 R01 A1123957-08	93.855	Allergy and Infectious Diseases Research	414,371	-
Health and Human Services, Department of	Direct		5 R01 A1129958-05	93.855	Allergy and Infectious Diseases Research	(152)	-
Health and Human Services, Department of	Direct		5 R01 A1132372-04	93.855	Allergy and Infectious Diseases Research	23,346	4,058
Health and Human Services, Department of	Direct		5 R01 A1134678-07	93.855	Allergy and Infectious Diseases Research	1,129,093	450,607
Health and Human Services, Department of	Direct		5 R01 A1134731-04	93.855	Allergy and Infectious Diseases Research	165,095	120,555

**University of Michigan
Schedule of Expenditures of Federal Awards
For the Year Ended June 30, 2024**

Cluster Title/Federal Grantor/Program	Type	Pass-Through Grantor	Award Identifier	Assistance Listing Number	Assistance Listing Program Title	Federal Expenditures	Passed-Through to Subrecipients
Health and Human Services, Department of	Direct		5 R01 A1134999-05	93.855	Allergy and Infectious Diseases Research	309,568	-
Health and Human Services, Department of	Direct		5 R01 A1136941-05	93.855	Allergy and Infectious Diseases Research	384,341	-
Health and Human Services, Department of	Direct		5 R01 A1136977-05	93.855	Allergy and Infectious Diseases Research	516,572	226,451
Health and Human Services, Department of	Direct		5 R01 A1137085-05	93.855	Allergy and Infectious Diseases Research	349,418	15,862
Health and Human Services, Department of	Direct		5 R01 A1138347-05	93.855	Allergy and Infectious Diseases Research	35,034	-
Health and Human Services, Department of	Direct		5 R01 A1138348-05	93.855	Allergy and Infectious Diseases Research	16,483	-
Health and Human Services, Department of	Direct		5 R01 A1141591-04	93.855	Allergy and Infectious Diseases Research	764,480	549,545
Health and Human Services, Department of	Direct		5 R01 A1148076-05	93.855	Allergy and Infectious Diseases Research	684,032	305,995
Health and Human Services, Department of	Direct		5 R01 A1148084-05	93.855	Allergy and Infectious Diseases Research	600,409	-
Health and Human Services, Department of	Direct		5 R01 A1148259-04	93.855	Allergy and Infectious Diseases Research	524,572	243,399
Health and Human Services, Department of	Direct		5 R01 A1148289-05	93.855	Allergy and Infectious Diseases Research	534,709	-
Health and Human Services, Department of	Direct		5 R01 A1148371-05	93.855	Allergy and Infectious Diseases Research	489,736	2,300
Health and Human Services, Department of	Direct		5 R01 A1148383-05	93.855	Allergy and Infectious Diseases Research	671,224	-
Health and Human Services, Department of	Direct		5 R01 A1149669-05	93.855	Allergy and Infectious Diseases Research	638,742	-
Health and Human Services, Department of	Direct		5 R01 A1150897-05	93.855	Allergy and Infectious Diseases Research	571,977	326,993
Health and Human Services, Department of	Direct		5 R01 A1151588-05	93.855	Allergy and Infectious Diseases Research	510,481	37,817
Health and Human Services, Department of	Direct		5 R01 A1152517-05	93.855	Allergy and Infectious Diseases Research	500,405	-
Health and Human Services, Department of	Direct		5 R01 A1154072-05	93.855	Allergy and Infectious Diseases Research	543,736	-
Health and Human Services, Department of	Direct		5 R01 A1155653-04	93.855	Allergy and Infectious Diseases Research	757,932	228,767
Health and Human Services, Department of	Direct		5 R01 A1155678-05	93.855	Allergy and Infectious Diseases Research	1,081,232	553,946
Health and Human Services, Department of	Direct		5 R01 A1157384-04	93.855	Allergy and Infectious Diseases Research	434,175	-
Health and Human Services, Department of	Direct		5 R01 A1160067-03	93.855	Allergy and Infectious Diseases Research	524,419	-
Health and Human Services, Department of	Direct		5 R01 A1160706-03	93.855	Allergy and Infectious Diseases Research	906,841	556,299
Health and Human Services, Department of	Direct		5 R01 A1162787-03	93.855	Allergy and Infectious Diseases Research	1,011,115	-
Health and Human Services, Department of	Direct		5 R01 A1165381-03	93.855	Allergy and Infectious Diseases Research	474,769	-
Health and Human Services, Department of	Direct		5 R01 A1165533-02	93.855	Allergy and Infectious Diseases Research	380,075	-
Health and Human Services, Department of	Direct		5 R01 A1165582-03	93.855	Allergy and Infectious Diseases Research	1,028,790	-
Health and Human Services, Department of	Direct		5 R01 A1167957-02	93.855	Allergy and Infectious Diseases Research	281,848	-
Health and Human Services, Department of	Direct		5 R01 A1167989-03	93.855	Allergy and Infectious Diseases Research	611,374	451,241
Health and Human Services, Department of	Direct		5 R01 A1170514-03	93.855	Allergy and Infectious Diseases Research	460,603	-
Health and Human Services, Department of	Direct		5 R01 A1170520-03	93.855	Allergy and Infectious Diseases Research	604,694	249,425
Health and Human Services, Department of	Direct		5 R01 A1173950-02	93.855	Allergy and Infectious Diseases Research	437,489	3,455
Health and Human Services, Department of	Direct		5 R01 A1175124-02	93.855	Allergy and Infectious Diseases Research	699,668	74,736
Health and Human Services, Department of	Direct		5 R01 A1175227-02	93.855	Allergy and Infectious Diseases Research	230,675	37,714
Health and Human Services, Department of	Direct		5 R01 A133935-05	93.855	Allergy and Infectious Diseases Research	434,261	-
Health and Human Services, Department of	Direct		5 R01A1120526-09	93.855	Allergy and Infectious Diseases Research	432,988	-
Health and Human Services, Department of	Direct		5 R01A1130025-07	93.855	Allergy and Infectious Diseases Research	179,851	-
Health and Human Services, Department of	Direct		5 R01A1143852-05	93.855	Allergy and Infectious Diseases Research	567,592	9,023
Health and Human Services, Department of	Direct		5 R01A1155444-05	93.855	Allergy and Infectious Diseases Research	371,630	-
Health and Human Services, Department of	Direct		5 R03 A1159298-02	93.855	Allergy and Infectious Diseases Research	4,752	-
Health and Human Services, Department of	Direct		5 R13 A1096720-13	93.855	Allergy and Infectious Diseases Research	24,000	-
Health and Human Services, Department of	Direct		5 R21 A1142073-02	93.855	Allergy and Infectious Diseases Research	51	-
Health and Human Services, Department of	Direct		5 R21 A1146659-02	93.855	Allergy and Infectious Diseases Research	(10,566)	-
Health and Human Services, Department of	Direct		5 R21 A1152865-02	93.855	Allergy and Infectious Diseases Research	1,914	-
Health and Human Services, Department of	Direct		5 R21 A1152869-02	93.855	Allergy and Infectious Diseases Research	13,864	3,263
Health and Human Services, Department of	Direct		5 R21 A1154128-02	93.855	Allergy and Infectious Diseases Research	(570)	-
Health and Human Services, Department of	Direct		5 R21 A1154647-02	93.855	Allergy and Infectious Diseases Research	93,653	-
Health and Human Services, Department of	Direct		5 R21 A1159219-02	93.855	Allergy and Infectious Diseases Research	29,222	-
Health and Human Services, Department of	Direct		5 R21 A1159304-02	93.855	Allergy and Infectious Diseases Research	109,497	-
Health and Human Services, Department of	Direct		5 R21 A1160610-02	93.855	Allergy and Infectious Diseases Research	(177)	-
Health and Human Services, Department of	Direct		5 R21 A1163425-02	93.855	Allergy and Infectious Diseases Research	169,782	-
Health and Human Services, Department of	Direct		5 R21 A1163492-02	93.855	Allergy and Infectious Diseases Research	53,888	-
Health and Human Services, Department of	Direct		5 R21 A1164025-02	93.855	Allergy and Infectious Diseases Research	110,361	-
Health and Human Services, Department of	Direct		5 R21 A1164651-02	93.855	Allergy and Infectious Diseases Research	251,685	-
Health and Human Services, Department of	Direct		5 R21 A1168571-02	93.855	Allergy and Infectious Diseases Research	202,158	-
Health and Human Services, Department of	Direct		5 R21 A1169186-02	93.855	Allergy and Infectious Diseases Research	139,477	-
Health and Human Services, Department of	Direct		5 R21 A1174418-02	93.855	Allergy and Infectious Diseases Research	217,962	-
Health and Human Services, Department of	Direct		5 R21 A1176642-02	93.855	Allergy and Infectious Diseases Research	194,541	-
Health and Human Services, Department of	Direct		5 R21 A1178229-02	93.855	Allergy and Infectious Diseases Research	89,050	4,420
Health and Human Services, Department of	Direct		5 R21 A1181115-02	93.855	Allergy and Infectious Diseases Research	67,087	-
Health and Human Services, Department of	Direct		5 R21A1163720-02	93.855	Allergy and Infectious Diseases Research	201,939	-
Health and Human Services, Department of	Direct		5 R21A1171844-02	93.855	Allergy and Infectious Diseases Research	240,060	-
Health and Human Services, Department of	Direct		5 R37 A1071727-18	93.855	Allergy and Infectious Diseases Research	574,627	12,480
Health and Human Services, Department of	Direct		5 R37 A1112626-07	93.855	Allergy and Infectious Diseases Research	590,029	218,109
Health and Human Services, Department of	Direct		5 R37A106331-19	93.855	Allergy and Infectious Diseases Research	427,435	-
Health and Human Services, Department of	Direct		5 U24 A1171008 03	93.855	Allergy and Infectious Diseases Research	544,354	283,788
Health and Human Services, Department of	Direct		5 UM1A1144298-05	93.855	Allergy and Infectious Diseases Research	44,773	-
Health and Human Services, Department of	Direct		5R01A1173179-02	93.855	Allergy and Infectious Diseases Research	382,706	-
Health and Human Services, Department of	Direct		5R21A1148898-02	93.855	Allergy and Infectious Diseases Research	19,663	-
Health and Human Services, Department of	Direct		5R21A1173559-02	93.855	Allergy and Infectious Diseases Research	25,789	-
Health and Human Services, Department of	Direct		7 R01 A1168684 - 03	93.855	Allergy and Infectious Diseases Research	116,731	-
Health and Human Services, Department of	Direct		T32 A1007413	93.855	Allergy and Infectious Diseases Research	34,431	-
Health and Human Services, Department of	Direct		T32 A1007413	93.855	Allergy and Infectious Diseases Research	573,764	-
Health and Human Services, Department of	Direct		T32 A1007528	93.855	Allergy and Infectious Diseases Research	490,138	-
Health and Human Services, Department of	Pass-Through	Benaroya Research Institute at Virginia Mason (BRI)	FY21ITN431	93.855	Allergy and Infectious Diseases Research	(141)	-
Health and Human Services, Department of	Pass-Through	Benaroya Research Institute at Virginia Mason (BRI)	FY22ITN211	93.855	Allergy and Infectious Diseases Research	(12,234)	-

**University of Michigan
Schedule of Expenditures of Federal Awards
For the Year Ended June 30, 2024**

Cluster Title/Federal Grantor/Program	Type	Pass-Through Grantor	Award Identifier	Assistance Listing Number	Assistance Listing Program Title	Federal Expenditures	Passed-Through to Subrecipients
						\$	\$
Health and Human Services, Department of	Pass-Through	William Beaumont Hospital	WBH202201-UM	93.855	Allergy and Infectious Diseases Research	208,284	-
						\$ 44,604,960	\$ 9,454,242
Health and Human Services, Department of	Direct		1 DP2 GM150019-01	93.859	Biomedical Research and Research Training	620,955	-
Health and Human Services, Department of	Direct		1 F31 GM151823-01A1	93.859	Biomedical Research and Research Training	6,495	-
Health and Human Services, Department of	Direct		1 F32 GM144988-03	93.859	Biomedical Research and Research Training	66,904	-
Health and Human Services, Department of	Direct		1 F32 GM154404-01	93.859	Biomedical Research and Research Training	20,404	-
Health and Human Services, Department of	Direct		1 K08 GM151392-01A1	93.859	Biomedical Research and Research Training	15,019	-
Health and Human Services, Department of	Direct		1 R01 GL152549-01	93.859	Biomedical Research and Research Training	25,053	-
Health and Human Services, Department of	Direct		1 R01 GM152417-01	93.859	Biomedical Research and Research Training	225,246	-
Health and Human Services, Department of	Direct		1 R15 GM134389-01	93.859	Biomedical Research and Research Training	31,446	-
Health and Human Services, Department of	Direct		1 R15GM135766-01A1	93.859	Biomedical Research and Research Training	121,292	-
Health and Human Services, Department of	Direct		1 R35 GM152128-01	93.859	Biomedical Research and Research Training	65,369	-
Health and Human Services, Department of	Direct		1 R35 GM152150-01	93.859	Biomedical Research and Research Training	264,611	-
Health and Human Services, Department of	Direct		1 R35 GM153209-01	93.859	Biomedical Research and Research Training	108,909	-
Health and Human Services, Department of	Direct		1 R35 GM153286 01	93.859	Biomedical Research and Research Training	236,856	-
Health and Human Services, Department of	Direct		1 R35GM154852-01	93.859	Biomedical Research and Research Training	22,005	-
Health and Human Services, Department of	Direct		1DP2GM154019-01	93.859	Biomedical Research and Research Training	125,856	-
Health and Human Services, Department of	Direct		1R35GM151129-02	93.859	Biomedical Research and Research Training	171,310	-
Health and Human Services, Department of	Direct		2 R01 GM124571 05A1	93.859	Biomedical Research and Research Training	320,696	-
Health and Human Services, Department of	Direct		2 R01GM103894+10A1	93.859	Biomedical Research and Research Training	163,307	-
Health and Human Services, Department of	Direct		2 R35 GM128819-06	93.859	Biomedical Research and Research Training	224,423	-
Health and Human Services, Department of	Direct		2 R35 GM130183-06	93.859	Biomedical Research and Research Training	261,445	-
Health and Human Services, Department of	Direct		2 R35 GM130587-06	93.859	Biomedical Research and Research Training	199,483	-
Health and Human Services, Department of	Direct		2 R35 GM131744-06	93.859	Biomedical Research and Research Training	125,107	-
Health and Human Services, Department of	Direct		2 R35 GM131922-06	93.859	Biomedical Research and Research Training	147,274	-
Health and Human Services, Department of	Direct		2 R35GM131919-06	93.859	Biomedical Research and Research Training	74,082	-
Health and Human Services, Department of	Direct		2 T32 GM008616-21A1	93.859	Biomedical Research and Research Training	159,490	-
Health and Human Services, Department of	Direct		3 R35 GM136332-05S1	93.859	Biomedical Research and Research Training	360,175	-
Health and Human Services, Department of	Direct		3 R35 GM144286-03	93.859	Biomedical Research and Research Training	665,753	-
Health and Human Services, Department of	Direct		3 R35GM124880-08S1	93.859	Biomedical Research and Research Training	514,981	-
Health and Human Services, Department of	Direct		5 F31 GM147942-02	93.859	Biomedical Research and Research Training	45,064	-
Health and Human Services, Department of	Direct		5 F31 GM149006-02	93.859	Biomedical Research and Research Training	47,538	-
Health and Human Services, Department of	Direct		5 F31 GM150282-02	93.859	Biomedical Research and Research Training	41,311	-
Health and Human Services, Department of	Direct		5 F32 GM140694-03	93.859	Biomedical Research and Research Training	76,574	-
Health and Human Services, Department of	Direct		5 F32 GM146395-02	93.859	Biomedical Research and Research Training	61,176	-
Health and Human Services, Department of	Direct		5 F32 GM147938-02	93.859	Biomedical Research and Research Training	51,759	-
Health and Human Services, Department of	Direct		5 F32 GM151793-02	93.859	Biomedical Research and Research Training	65,841	-
Health and Human Services, Department of	Direct		5 K12 GM111725-09	93.859	Biomedical Research and Research Training	888,699	34,910
Health and Human Services, Department of	Direct		5 K99 GM141268-02	93.859	Biomedical Research and Research Training	486	-
Health and Human Services, Department of	Direct		5 K99 GM143482-02	93.859	Biomedical Research and Research Training	50,705	-
Health and Human Services, Department of	Direct		5 K99 GM144735-02	93.859	Biomedical Research and Research Training	2,055	-
Health and Human Services, Department of	Direct		5 K99 GM147826-02	93.859	Biomedical Research and Research Training	5,621	-
Health and Human Services, Department of	Direct		5 K99 GM151479-02	93.859	Biomedical Research and Research Training	104,600	-
Health and Human Services, Department of	Direct		5 R00 GM135533-04	93.859	Biomedical Research and Research Training	196,803	-
Health and Human Services, Department of	Direct		5 R00 GM141365-05	93.859	Biomedical Research and Research Training	372,806	-
Health and Human Services, Department of	Direct		5 R00 GM143466-04	93.859	Biomedical Research and Research Training	209,060	-
Health and Human Services, Department of	Direct		5 R00 GM144742-04	93.859	Biomedical Research and Research Training	226,759	-
Health and Human Services, Department of	Direct		5 R01 GM024872-46	93.859	Biomedical Research and Research Training	543,449	-
Health and Human Services, Department of	Direct		5 R01 GM056398-25	93.859	Biomedical Research and Research Training	475,793	-
Health and Human Services, Department of	Direct		5 R01 GM060518-17	93.859	Biomedical Research and Research Training	435,274	-
Health and Human Services, Department of	Direct		5 R01 GM062261-23	93.859	Biomedical Research and Research Training	(4,033)	-
Health and Human Services, Department of	Direct		5 R01 GM062261-25	93.859	Biomedical Research and Research Training	393,092	-
Health and Human Services, Department of	Direct		5 R01 GM088242 14	93.859	Biomedical Research and Research Training	63,651	-
Health and Human Services, Department of	Direct		5 R01 GM093088-12	93.859	Biomedical Research and Research Training	615,848	-
Health and Human Services, Department of	Direct		5 R01 GM094231 12	93.859	Biomedical Research and Research Training	(311)	-
Health and Human Services, Department of	Direct		5 R01 GM094231-14	93.859	Biomedical Research and Research Training	242,289	-
Health and Human Services, Department of	Direct		5 R01 GM095832-12	93.859	Biomedical Research and Research Training	404,766	-
Health and Human Services, Department of	Direct		5 R01 GM110052-09	93.859	Biomedical Research and Research Training	19,216	-
Health and Human Services, Department of	Direct		5 R01 GM111293 07	93.859	Biomedical Research and Research Training	135,283	-
Health and Human Services, Department of	Direct		5 R01 GM112794-09	93.859	Biomedical Research and Research Training	605,130	-
Health and Human Services, Department of	Direct		5 R01 GM118651-08	93.859	Biomedical Research and Research Training	239,611	-
Health and Human Services, Department of	Direct		5 R01 GM120056-05	93.859	Biomedical Research and Research Training	(8,267)	-
Health and Human Services, Department of	Direct		5 R01 GM120094-05	93.859	Biomedical Research and Research Training	(10,418)	-
Health and Human Services, Department of	Direct		5 R01 GM120142-06	93.859	Biomedical Research and Research Training	(2,395)	-
Health and Human Services, Department of	Direct		5 R01 GM120767-17	93.859	Biomedical Research and Research Training	414,742	-
Health and Human Services, Department of	Direct		5 R01 GM121919-05	93.859	Biomedical Research and Research Training	156,606	-
Health and Human Services, Department of	Direct		5 R01 GM124030-04	93.859	Biomedical Research and Research Training	13	-
Health and Human Services, Department of	Direct		5 R01 GM124104 07	93.859	Biomedical Research and Research Training	309,707	67,954
Health and Human Services, Department of	Direct		5 R01 GM125881-06	93.859	Biomedical Research and Research Training	276,143	-
Health and Human Services, Department of	Direct		5 R01 GM127367-05	93.859	Biomedical Research and Research Training	28,121	-
Health and Human Services, Department of	Direct		5 R01 GM127774-04	93.859	Biomedical Research and Research Training	(744)	-
Health and Human Services, Department of	Direct		5 R01 GM12778-04	93.859	Biomedical Research and Research Training	17,642	-
Health and Human Services, Department of	Direct		5 R01 GM129123-05	93.859	Biomedical Research and Research Training	156,041	-
Health and Human Services, Department of	Direct		5 R01 GM129255-04	93.859	Biomedical Research and Research Training	164,876	4,670
Health and Human Services, Department of	Direct		5 R01 GM129347-04	93.859	Biomedical Research and Research Training	258,234	-
Health and Human Services, Department of	Direct		5 R01 GM130763-04	93.859	Biomedical Research and Research Training	(25,834)	-

University of Michigan
Schedule of Expenditures of Federal Awards
For the Year Ended June 30, 2024

Cluster Title/Federal Grantor/Program	Type	Pass-Through Grantor	Award Identifier	Assistance Listing Number	Assistance Listing Program Title	Federal Expenditures	Passed-Through to Subrecipients
Health and Human Services, Department of	Direct		5 R01 GM133858-02	93.859	Biomedical Research and Research Training	32,616	-
Health and Human Services, Department of	Direct		5 R01 GM133873-05	93.859	Biomedical Research and Research Training	269,082	-
Health and Human Services, Department of	Direct		5 R01 GM135252-04	93.859	Biomedical Research and Research Training	181,873	-
Health and Human Services, Department of	Direct		5 R01 GM135346-04	93.859	Biomedical Research and Research Training	149,250	-
Health and Human Services, Department of	Direct		5 R01 GM136822-04	93.859	Biomedical Research and Research Training	256,379	-
Health and Human Services, Department of	Direct		5 R01 GM137577-04	93.859	Biomedical Research and Research Training	316,018	-
Health and Human Services, Department of	Direct		5 R01 GM138620-04	93.859	Biomedical Research and Research Training	192,298	-
Health and Human Services, Department of	Direct		5 R01 GM139823-04	93.859	Biomedical Research and Research Training	402,219	-
Health and Human Services, Department of	Direct		5 R01 GM139916-04	93.859	Biomedical Research and Research Training	275,082	-
Health and Human Services, Department of	Direct		5 R01 GM139926-04	93.859	Biomedical Research and Research Training	496,228	314,529
Health and Human Services, Department of	Direct		5 R01 GM140135-04	93.859	Biomedical Research and Research Training	619,759	-
Health and Human Services, Department of	Direct		5 R01 GM141086-04	93.859	Biomedical Research and Research Training	482,210	-
Health and Human Services, Department of	Direct		5 R01 GM141340-04	93.859	Biomedical Research and Research Training	466,220	-
Health and Human Services, Department of	Direct		5 R01 GM143182-04	93.859	Biomedical Research and Research Training	799,973	517,798
Health and Human Services, Department of	Direct		5 R01 GM143297-04	93.859	Biomedical Research and Research Training	321,191	-
Health and Human Services, Department of	Direct		5 R01 GM143938 04	93.859	Biomedical Research and Research Training	690,272	-
Health and Human Services, Department of	Direct		5 R01 GM144401-03	93.859	Biomedical Research and Research Training	329,110	-
Health and Human Services, Department of	Direct		5 R01 GM144584-02	93.859	Biomedical Research and Research Training	311,263	-
Health and Human Services, Department of	Direct		5 R01 GM144731-03	93.859	Biomedical Research and Research Training	288,805	-
Health and Human Services, Department of	Direct		5 R01 GM144960-04	93.859	Biomedical Research and Research Training	305,771	-
Health and Human Services, Department of	Direct		5 R01 GM145631-03	93.859	Biomedical Research and Research Training	452,118	-
Health and Human Services, Department of	Direct		5 R01 GM147026-02	93.859	Biomedical Research and Research Training	487,545	-
Health and Human Services, Department of	Direct		5 R01 GM148028 02	93.859	Biomedical Research and Research Training	241,173	7,718
Health and Human Services, Department of	Direct		5 R01 GM150679-02	93.859	Biomedical Research and Research Training	360,540	-
Health and Human Services, Department of	Direct		5 R01 GM150948-02	93.859	Biomedical Research and Research Training	109,211	-
Health and Human Services, Department of	Direct		5 R01GM086610-14	93.859	Biomedical Research and Research Training	238,737	-
Health and Human Services, Department of	Direct		5 R01GM120110-07	93.859	Biomedical Research and Research Training	341,794	-
Health and Human Services, Department of	Direct		5 R01GM122434-08	93.859	Biomedical Research and Research Training	541,301	-
Health and Human Services, Department of	Direct		5 R01GM130997-04	93.859	Biomedical Research and Research Training	404,128	109,490
Health and Human Services, Department of	Direct		5 R01GM132342-04	93.859	Biomedical Research and Research Training	490,331	-
Health and Human Services, Department of	Direct		5 R01GM141119-03	93.859	Biomedical Research and Research Training	377,904	-
Health and Human Services, Department of	Direct		5 R01GM144471-03	93.859	Biomedical Research and Research Training	563,454	-
Health and Human Services, Department of	Direct		5 R01GM144484-02	93.859	Biomedical Research and Research Training	303,649	-
Health and Human Services, Department of	Direct		5 R21 GM140359-02	93.859	Biomedical Research and Research Training	2,710	-
Health and Human Services, Department of	Direct		5 R21 GM143521 02	93.859	Biomedical Research and Research Training	118,118	-
Health and Human Services, Department of	Direct		5 R25 GM137361 04	93.859	Biomedical Research and Research Training	327,629	6,291
Health and Human Services, Department of	Direct		5 R25 GM151182-02	93.859	Biomedical Research and Research Training	107,571	-
Health and Human Services, Department of	Direct		5 R35 GM118073-09	93.859	Biomedical Research and Research Training	606,274	-
Health and Human Services, Department of	Direct		5 R35 GM118101-09	93.859	Biomedical Research and Research Training	531,842	-
Health and Human Services, Department of	Direct		5 R35 GM118133-09	93.859	Biomedical Research and Research Training	562,435	-
Health and Human Services, Department of	Direct		5 R35 GM119688-05	93.859	Biomedical Research and Research Training	(45)	-
Health and Human Services, Department of	Direct		5 R35 GM122506-08	93.859	Biomedical Research and Research Training	581,977	-
Health and Human Services, Department of	Direct		5 R35 GM124875-08	93.859	Biomedical Research and Research Training	387,932	-
Health and Human Services, Department of	Direct		5 R35 GM124880-05	93.859	Biomedical Research and Research Training	(4,837)	-
Health and Human Services, Department of	Direct		5 R35 GM126917-05	93.859	Biomedical Research and Research Training	(5,466)	-
Health and Human Services, Department of	Direct		5 R35 GM126917-07	93.859	Biomedical Research and Research Training	424,608	-
Health and Human Services, Department of	Direct		5 R35 GM126983-07	93.859	Biomedical Research and Research Training	443,619	-
Health and Human Services, Department of	Direct		5 R35 GM127303-05	93.859	Biomedical Research and Research Training	(143,242)	-
Health and Human Services, Department of	Direct		5 R35 GM128592-05	93.859	Biomedical Research and Research Training	67,426	-
Health and Human Services, Department of	Direct		5 R35 GM128637-05	93.859	Biomedical Research and Research Training	(14,763)	-
Health and Human Services, Department of	Direct		5 R35 GM128637-07	93.859	Biomedical Research and Research Training	459,977	-
Health and Human Services, Department of	Direct		5 R35 GM128768-05	93.859	Biomedical Research and Research Training	570	-
Health and Human Services, Department of	Direct		5 R35 GM128768-07	93.859	Biomedical Research and Research Training	321,085	-
Health and Human Services, Department of	Direct		5 R35 GM128819-05	93.859	Biomedical Research and Research Training	(74,230)	-
Health and Human Services, Department of	Direct		5 R35 GM128830-05	93.859	Biomedical Research and Research Training	153,026	-
Health and Human Services, Department of	Direct		5 R35 GM128836-05	93.859	Biomedical Research and Research Training	170,593	-
Health and Human Services, Department of	Direct		5 R35 GM130183-05	93.859	Biomedical Research and Research Training	221,136	-
Health and Human Services, Department of	Direct		5 R35 GM130292 05	93.859	Biomedical Research and Research Training	69,115	-
Health and Human Services, Department of	Direct		5 R35 GM130331-05	93.859	Biomedical Research and Research Training	487,782	-
Health and Human Services, Department of	Direct		5 R35 GM130587-05	93.859	Biomedical Research and Research Training	752,984	-
Health and Human Services, Department of	Direct		5 R35 GM131720-05	93.859	Biomedical Research and Research Training	475,575	-
Health and Human Services, Department of	Direct		5 R35 GM131744-05	93.859	Biomedical Research and Research Training	696,540	-
Health and Human Services, Department of	Direct		5 R35 GM131772-05	93.859	Biomedical Research and Research Training	356,429	-
Health and Human Services, Department of	Direct		5 R35 GM131835 05	93.859	Biomedical Research and Research Training	602,339	2,413
Health and Human Services, Department of	Direct		5 R35 GM131919-05	93.859	Biomedical Research and Research Training	849,539	-
Health and Human Services, Department of	Direct		5 R35 GM131922-05	93.859	Biomedical Research and Research Training	1,117,619	-
Health and Human Services, Department of	Direct		5 R35 GM133325-05	93.859	Biomedical Research and Research Training	530,679	-
Health and Human Services, Department of	Direct		5 R35 GM133346-05	93.859	Biomedical Research and Research Training	767,106	-
Health and Human Services, Department of	Direct		5 R35 GM136300-05	93.859	Biomedical Research and Research Training	243,635	-
Health and Human Services, Department of	Direct		5 R35 GM136312-05	93.859	Biomedical Research and Research Training	286,193	-
Health and Human Services, Department of	Direct		5 R35 GM136341-05	93.859	Biomedical Research and Research Training	342,014	-
Health and Human Services, Department of	Direct		5 R35 GM136356-05	93.859	Biomedical Research and Research Training	435,762	-
Health and Human Services, Department of	Direct		5 R35 GM136360-05	93.859	Biomedical Research and Research Training	632,981	-
Health and Human Services, Department of	Direct		5 R35 GM137795-05	93.859	Biomedical Research and Research Training	322,472	-
Health and Human Services, Department of	Direct		5 R35 GM137919-06	93.859	Biomedical Research and Research Training	469,660	-
Health and Human Services, Department of	Direct		5 R35 GM138121-05	93.859	Biomedical Research and Research Training	293,454	-

**University of Michigan
Schedule of Expenditures of Federal Awards
For the Year Ended June 30, 2024**

Cluster Title/Federal Grantor/Program	Type	Pass-Through Grantor	Award Identifier	Assistance Listing Number	Assistance Listing Program Title	Federal Expenditures	Passed-Through to Subrecipients
Health and Human Services, Department of	Direct		5 R35 GM138210-06	93.859	Biomedical Research and Research Training	748,430	-
Health and Human Services, Department of	Direct		5 R35 GM138271-05	93.859	Biomedical Research and Research Training	563,374	-
Health and Human Services, Department of	Direct		5 R35 GM138279-05	93.859	Biomedical Research and Research Training	699,472	-
Health and Human Services, Department of	Direct		5 R35 GM138346-05	93.859	Biomedical Research and Research Training	559,639	-
Health and Human Services, Department of	Direct		5 R35 GM139484-04	93.859	Biomedical Research and Research Training	431,306	-
Health and Human Services, Department of	Direct		5 R35 GM139573-02	93.859	Biomedical Research and Research Training	49,910	-
Health and Human Services, Department of	Direct		5 R35 GM142561 04	93.859	Biomedical Research and Research Training	554,467	-
Health and Human Services, Department of	Direct		5 R35 GM143014-05	93.859	Biomedical Research and Research Training	475,861	-
Health and Human Services, Department of	Direct		5 R35 GM144275-04	93.859	Biomedical Research and Research Training	610,074	-
Health and Human Services, Department of	Direct		5 R35 GM146711 03	93.859	Biomedical Research and Research Training	386,408	-
Health and Human Services, Department of	Direct		5 R35 GM146739-03	93.859	Biomedical Research and Research Training	326,323	-
Health and Human Services, Department of	Direct		5 R35 GM146813 03	93.859	Biomedical Research and Research Training	455,265	-
Health and Human Services, Department of	Direct		5 R35 GM147894-03	93.859	Biomedical Research and Research Training	296,943	-
Health and Human Services, Department of	Direct		5 R35 GM148276-02	93.859	Biomedical Research and Research Training	371,801	-
Health and Human Services, Department of	Direct		5 R35 GM149197-02	93.859	Biomedical Research and Research Training	241,606	-
Health and Human Services, Department of	Direct		5 R35 GM149273-02S1	93.859	Biomedical Research and Research Training	350,585	-
Health and Human Services, Department of	Direct		5 R35 GM149539 02	93.859	Biomedical Research and Research Training	374,911	-
Health and Human Services, Department of	Direct		5 R35 GM149543-02	93.859	Biomedical Research and Research Training	374,640	-
Health and Human Services, Department of	Direct		5 R35 GM149546-02	93.859	Biomedical Research and Research Training	440,572	-
Health and Human Services, Department of	Direct		5 R35 GM151145-02	93.859	Biomedical Research and Research Training	197,641	-
Health and Human Services, Department of	Direct		5 R35GM126983-05	93.859	Biomedical Research and Research Training	90,361	-
Health and Human Services, Department of	Direct		5 R35GM127303 07	93.859	Biomedical Research and Research Training	599,684	-
Health and Human Services, Department of	Direct		5 R35GM133737-05	93.859	Biomedical Research and Research Training	608,621	-
Health and Human Services, Department of	Direct		5 R35GM136441-05	93.859	Biomedical Research and Research Training	373,738	-
Health and Human Services, Department of	Direct		5 R35GM137833-05	93.859	Biomedical Research and Research Training	482,104	-
Health and Human Services, Department of	Direct		5 R35GM141758-04	93.859	Biomedical Research and Research Training	433,364	-
Health and Human Services, Department of	Direct		5 R35GM146934-03	93.859	Biomedical Research and Research Training	386,305	-
Health and Human Services, Department of	Direct		5 R37 GM076343-20	93.859	Biomedical Research and Research Training	378,956	-
Health and Human Services, Department of	Direct		5 U54 A1150470-10	93.859	Biomedical Research and Research Training	(45,854)	45,915
Health and Human Services, Department of	Direct		5R25GM086262-16	93.859	Biomedical Research and Research Training	471,508	-
Health and Human Services, Department of	Direct		7 R01 GM092893-10	93.859	Biomedical Research and Research Training	300,095	-
Health and Human Services, Department of	Direct		7R01GM136886-05	93.859	Biomedical Research and Research Training	744,109	-
Health and Human Services, Department of	Direct		T32 GM007315	93.859	Biomedical Research and Research Training	324	-
Health and Human Services, Department of	Direct		T32 GM007544	93.859	Biomedical Research and Research Training	24,825	-
Health and Human Services, Department of	Direct		T32 GM007863	93.859	Biomedical Research and Research Training	953,201	-
Health and Human Services, Department of	Direct		T32 GM103730	93.859	Biomedical Research and Research Training	127,879	-
Health and Human Services, Department of	Direct		T32 GM132046	93.859	Biomedical Research and Research Training	522,442	-
Health and Human Services, Department of	Direct		T32 GM140223	93.859	Biomedical Research and Research Training	797,958	-
Health and Human Services, Department of	Direct		T32 GM141746	93.859	Biomedical Research and Research Training	398,023	-
Health and Human Services, Department of	Direct		T32 GM141840	93.859	Biomedical Research and Research Training	286,250	-
Health and Human Services, Department of	Direct		T32 GM145304	93.859	Biomedical Research and Research Training	509,796	-
Health and Human Services, Department of	Direct		T32 GM150581	93.859	Biomedical Research and Research Training	219,558	-
Health and Human Services, Department of	Direct		T32GM145470	93.859	Biomedical Research and Research Training	813,606	-
Health and Human Services, Department of	Pass-Through	ArchieMD, Inc.	Research Agreement	93.859	Biomedical Research and Research Training	(157)	-
Health and Human Services, Department of	Pass-Through	ATGC, Inc	Agreement	93.859	Biomedical Research and Research Training	(24,434)	-
Health and Human Services, Department of	Pass-Through	ATGC, Inc	Agreement	93.859	Biomedical Research and Research Training	162,060	-
Health and Human Services, Department of	Pass-Through	ATGC, Inc	Roundtable Research Agreement	93.859	Biomedical Research and Research Training	57,959	-
Health and Human Services, Department of	Pass-Through	Cleveland Clinic Foundation (CCF)	po# CCF23729504.	93.859	Biomedical Research and Research Training	18,144	-
Health and Human Services, Department of	Pass-Through	Cornell University	140901-21457	93.859	Biomedical Research and Research Training	133,903	-
Health and Human Services, Department of	Pass-Through	Emory University	A763750	93.859	Biomedical Research and Research Training	158,966	-
Health and Human Services, Department of	Pass-Through	New York University	F2448-01	93.859	Biomedical Research and Research Training	112,356	-
Health and Human Services, Department of	Pass-Through	Scripps Research Institute, The	5-54651	93.859	Biomedical Research and Research Training	107,865	-
Health and Human Services, Department of	Pass-Through	Stanford University	63077646-136718	93.859	Biomedical Research and Research Training	117,622	-
Health and Human Services, Department of	Pass-Through	The Ohio State University	SPC 1000004178 / GR 120331	93.859	Biomedical Research and Research Training	115,524	-
Health and Human Services, Department of	Pass-Through	The Ohio State University	SPC-1000012440/G131558	93.859	Biomedical Research and Research Training	101,968	-
Health and Human Services, Department of	Pass-Through	The President and Fellows of Harvard College aka Harvard University	132775-5123416	93.859	Biomedical Research and Research Training	91,148	-
Health and Human Services, Department of	Pass-Through	The University of Texas MD Anderson Cancer Center	3002109053	93.859	Biomedical Research and Research Training	64,340	-
Health and Human Services, Department of	Pass-Through	University of Chicago	AWD100944 (SUB00000256)	93.859	Biomedical Research and Research Training	56,931	-
Health and Human Services, Department of	Pass-Through	University of Chicago	AWD104431 (SUB00001037)	93.859	Biomedical Research and Research Training	110,901	-
Health and Human Services, Department of	Pass-Through	University of Chicago	FP066905-A (5200578601-5)	93.859	Biomedical Research and Research Training	(357)	-
Health and Human Services, Department of	Pass-Through	University of Illinois-Urbana-Champaign	101639-18156	93.859	Biomedical Research and Research Training	161,467	-
Health and Human Services, Department of	Pass-Through	University of Pittsburgh-Of The Commonwealth System of Higher Education	AWD00005223 (137340-3)	93.859	Biomedical Research and Research Training	9,352	-
Health and Human Services, Department of	Pass-Through	University of Southern California	SCON-00005643	93.859	Biomedical Research and Research Training	85,629	-
Health and Human Services, Department of	Pass-Through	University of Toledo	N-2024-01	93.859	Biomedical Research and Research Training	55,246	-
Health and Human Services, Department of	Pass-Through	University of Virginia	GR102837.SUB000000878	93.859	Biomedical Research and Research Training	79,714	-
Health and Human Services, Department of	Pass-Through	University of Wisconsin	0000002348	93.859	Biomedical Research and Research Training	(13,688)	-
Health and Human Services, Department of	Pass-Through	University of Wisconsin	0000003078	93.859	Biomedical Research and Research Training	184,817	-
						\$ 60,703,552	\$ 1,111,688
Health and Human Services, Department of	Direct		1 F31 HD108872-02	93.865	Child Health and Human Development Extramural Research	\$ 40,031	\$ -
Health and Human Services, Department of	Direct		1 F31 HD110102-02	93.865	Child Health and Human Development Extramural Research	41,042	-
Health and Human Services, Department of	Direct		1 F31 HD111131-01A1	93.865	Child Health and Human Development Extramural Research	41,584	-
Health and Human Services, Department of	Direct		1 F31 HD115309-01	93.865	Child Health and Human Development Extramural Research	10,411	-
Health and Human Services, Department of	Direct		1 F32 HD106679-02	93.865	Child Health and Human Development Extramural Research	68,728	-
Health and Human Services, Department of	Direct		1 R01 HD104830-01A1	93.865	Child Health and Human Development Extramural Research	578,156	-
Health and Human Services, Department of	Direct		1 R01 HD108021-01	93.865	Child Health and Human Development Extramural Research	555,526	-

University of Michigan
 Schedule of Expenditures of Federal Awards
 For the Year Ended June 30, 2024

Cluster Title/Federal Grantor/Program	Type	Pass-Through Grantor	Award Identifier	Assistance Listing Number	Assistance Listing Program Title	Federal Expenditures	Passed-Through to Subrecipients
Health and Human Services, Department of	Direct		1 R03 HD098705-02	93.865	Child Health and Human Development Extramural Research	8,853	-
Health and Human Services, Department of	Direct		1 R03 HD112613-01	93.865	Child Health and Human Development Extramural Research	29,372	-
Health and Human Services, Department of	Direct		1 R03 HD113833-01	93.865	Child Health and Human Development Extramural Research	55,012	19,052
Health and Human Services, Department of	Direct		1 R15 HD110944-01	93.865	Child Health and Human Development Extramural Research	108,156	-
Health and Human Services, Department of	Direct		1 R15 HD114022-01	93.865	Child Health and Human Development Extramural Research	15,395	-
Health and Human Services, Department of	Direct		1 R21 HD105914-01Q	93.865	Child Health and Human Development Extramural Research	149,063	39,280
Health and Human Services, Department of	Direct		1 R21 HD107619-02	93.865	Child Health and Human Development Extramural Research	131,218	21,293
Health and Human Services, Department of	Direct		1 R21 HD109635-02	93.865	Child Health and Human Development Extramural Research	190,041	35,574
Health and Human Services, Department of	Direct		2 R01 HD094772-07	93.865	Child Health and Human Development Extramural Research	169,204	-
Health and Human Services, Department of	Direct		2 R25 HD083146-06	93.865	Child Health and Human Development Extramural Research	39,229	-
Health and Human Services, Department of	Direct		5 F30 HD100163-04	93.865	Child Health and Human Development Extramural Research	(7,679)	-
Health and Human Services, Department of	Direct		5 F30 HD105324-02	93.865	Child Health and Human Development Extramural Research	37,299	-
Health and Human Services, Department of	Direct		5 F31 HD102122-03	93.865	Child Health and Human Development Extramural Research	(9,135)	-
Health and Human Services, Department of	Direct		5 F31 HD102160-03	93.865	Child Health and Human Development Extramural Research	846	-
Health and Human Services, Department of	Direct		5 F31 HD104339-03	93.865	Child Health and Human Development Extramural Research	45,046	-
Health and Human Services, Department of	Direct		5 F31 HD106626-03	93.865	Child Health and Human Development Extramural Research	26,245	-
Health and Human Services, Department of	Direct		5 F31 HD110279-02	93.865	Child Health and Human Development Extramural Research	39,007	-
Health and Human Services, Department of	Direct		5 F31 HD111338-03	93.865	Child Health and Human Development Extramural Research	56,626	-
Health and Human Services, Department of	Direct		5 F32 HD105373-03	93.865	Child Health and Human Development Extramural Research	50,967	-
Health and Human Services, Department of	Direct		5 F32 HD105386-03	93.865	Child Health and Human Development Extramural Research	71,231	-
Health and Human Services, Department of	Direct		5 F32 HD108980-02	93.865	Child Health and Human Development Extramural Research	92,040	-
Health and Human Services, Department of	Direct		5 K08HD105986-03	93.865	Child Health and Human Development Extramural Research	165,889	-
Health and Human Services, Department of	Direct		5 K12 HD028820-30	93.865	Child Health and Human Development Extramural Research	(1,146)	-
Health and Human Services, Department of	Direct		5 K12 HD028820-32	93.865	Child Health and Human Development Extramural Research	341,632	-
Health and Human Services, Department of	Direct		5 K23 HD099283 05	93.865	Child Health and Human Development Extramural Research	161,764	-
Health and Human Services, Department of	Direct		5 K23 HD105987-03	93.865	Child Health and Human Development Extramural Research	167,140	-
Health and Human Services, Department of	Direct		5 K23 HD105988-03	93.865	Child Health and Human Development Extramural Research	168,449	-
Health and Human Services, Department of	Direct		5 K23 HD108278-03	93.865	Child Health and Human Development Extramural Research	181,409	5,441
Health and Human Services, Department of	Direct		5 K99 HD112517-02	93.865	Child Health and Human Development Extramural Research	68,214	-
Health and Human Services, Department of	Direct		5 P2 CHD041028-23	93.865	Child Health and Human Development Extramural Research	399,141	-
Health and Human Services, Department of	Direct		5 P2C HD041028-20	93.865	Child Health and Human Development Extramural Research	(324)	-
Health and Human Services, Department of	Direct		5 R01 DK041469-21	93.865	Child Health and Human Development Extramural Research	92,913	-
Health and Human Services, Department of	Direct		5 R01 HD041469 23	93.865	Child Health and Human Development Extramural Research	362,838	-
Health and Human Services, Department of	Direct		5 R01 HD052646-14	93.865	Child Health and Human Development Extramural Research	(19,544)	-
Health and Human Services, Department of	Direct		5 R01 HD052646-16	93.865	Child Health and Human Development Extramural Research	3,306,913	-
Health and Human Services, Department of	Direct		5 R01 HD069609-14	93.865	Child Health and Human Development Extramural Research	988,618	-
Health and Human Services, Department of	Direct		5 R01 HD084633-05	93.865	Child Health and Human Development Extramural Research	(7,311)	-
Health and Human Services, Department of	Direct		5 R01 HD085233-05	93.865	Child Health and Human Development Extramural Research	86,114	86,577
Health and Human Services, Department of	Direct		5 R01 HD086583-05	93.865	Child Health and Human Development Extramural Research	(5,154)	2,010
Health and Human Services, Department of	Direct		5 R01 HD088638-05	93.865	Child Health and Human Development Extramural Research	56,973	2,872
Health and Human Services, Department of	Direct		5 R01 HD088712-05	93.865	Child Health and Human Development Extramural Research	82,808	-
Health and Human Services, Department of	Direct		5 R01 HD092498-05	93.865	Child Health and Human Development Extramural Research	295,518	-
Health and Human Services, Department of	Direct		5 R01 HD093450-05	93.865	Child Health and Human Development Extramural Research	446,231	124,757
Health and Human Services, Department of	Direct		5 R01 HD093570-05	93.865	Child Health and Human Development Extramural Research	233,916	-
Health and Human Services, Department of	Direct		5 R01 HD093611-05	93.865	Child Health and Human Development Extramural Research	597,190	97,122
Health and Human Services, Department of	Direct		5 R01 HD093733-05	93.865	Child Health and Human Development Extramural Research	541,032	-
Health and Human Services, Department of	Direct		5 R01 HD094772-06	93.865	Child Health and Human Development Extramural Research	189,150	-
Health and Human Services, Department of	Direct		5 R01 HD095463-05	93.865	Child Health and Human Development Extramural Research	79,586	-
Health and Human Services, Department of	Direct		5 R01 HD096277-05	93.865	Child Health and Human Development Extramural Research	305,810	10,956
Health and Human Services, Department of	Direct		5 R01 HD097096-05	93.865	Child Health and Human Development Extramural Research	124,292	-
Health and Human Services, Department of	Direct		5 R01 HD097107-05	93.865	Child Health and Human Development Extramural Research	1,068,033	220,598
Health and Human Services, Department of	Direct		5 R01 HD098233-05	93.865	Child Health and Human Development Extramural Research	359,681	-
Health and Human Services, Department of	Direct		5 R01 HD099135-05	93.865	Child Health and Human Development Extramural Research	577,070	68,409
Health and Human Services, Department of	Direct		5 R01 HD099402-03	93.865	Child Health and Human Development Extramural Research	113,962	-
Health and Human Services, Department of	Direct		5 R01 HD100438-05	93.865	Child Health and Human Development Extramural Research	633,897	510,447
Health and Human Services, Department of	Direct		5 R01 HD101522 04	93.865	Child Health and Human Development Extramural Research	410,778	-
Health and Human Services, Department of	Direct		5 R01 HD102337 04	93.865	Child Health and Human Development Extramural Research	584,033	292,519
Health and Human Services, Department of	Direct		5 R01 HD102370-04	93.865	Child Health and Human Development Extramural Research	775,114	13,726
Health and Human Services, Department of	Direct		5 R01 HD102382-04	93.865	Child Health and Human Development Extramural Research	884,966	61,687
Health and Human Services, Department of	Direct		5 R01 HD103603-04	93.865	Child Health and Human Development Extramural Research	497,412	25,221
Health and Human Services, Department of	Direct		5 R01 HD103620-04	93.865	Child Health and Human Development Extramural Research	2,174,129	-
Health and Human Services, Department of	Direct		5 R01 HD103699-04	93.865	Child Health and Human Development Extramural Research	112,573	55,024
Health and Human Services, Department of	Direct		5 R01 HD104173-08	93.865	Child Health and Human Development Extramural Research	585,720	-
Health and Human Services, Department of	Direct		5 R01 HD104345-04	93.865	Child Health and Human Development Extramural Research	446,972	-
Health and Human Services, Department of	Direct		5 R01 HD104671-04	93.865	Child Health and Human Development Extramural Research	504,726	-
Health and Human Services, Department of	Direct		5 R01 HD104676-03	93.865	Child Health and Human Development Extramural Research	568,669	-
Health and Human Services, Department of	Direct		5 R01 HD104680 04	93.865	Child Health and Human Development Extramural Research	741,894	-
Health and Human Services, Department of	Direct		5 R01 HD105018-03	93.865	Child Health and Human Development Extramural Research	184,761	-
Health and Human Services, Department of	Direct		5 R01 HD106962 02	93.865	Child Health and Human Development Extramural Research	430,878	-
Health and Human Services, Department of	Direct		5 R01 HD108156-02	93.865	Child Health and Human Development Extramural Research	594,450	248,262
Health and Human Services, Department of	Direct		5 R01 HD108176-03	93.865	Child Health and Human Development Extramural Research	1,234,529	-
Health and Human Services, Department of	Direct		5 R01 HD108253 02	93.865	Child Health and Human Development Extramural Research	134,311	-

University of Michigan
Schedule of Expenditures of Federal Awards
For the Year Ended June 30, 2024

Cluster Title/Federal Grantor/Program	Type	Pass-Through Grantor	Award Identifier	Assistance Listing Number	Assistance Listing Program Title	Federal Expenditures	Passed-Through to Subrecipients
Health and Human Services, Department of	Direct		5 R01 HD108809-03	93.865	Child Health and Human Development Extramural Research	543,626	-
Health and Human Services, Department of	Direct		5 R01 HD109224-02	93.865	Child Health and Human Development Extramural Research	275,713	-
Health and Human Services, Department of	Direct		5 R01 HD109346-03	93.865	Child Health and Human Development Extramural Research	539,417	-
Health and Human Services, Department of	Direct		5 R01 HD110570-02	93.865	Child Health and Human Development Extramural Research	353,986	47,007
Health and Human Services, Department of	Direct		5 R01 HD111242-02	93.865	Child Health and Human Development Extramural Research	612,481	427,440
Health and Human Services, Department of	Direct		5 R01 HD111567-02	93.865	Child Health and Human Development Extramural Research	385,250	-
Health and Human Services, Department of	Direct		5 R01 HD111637-02	93.865	Child Health and Human Development Extramural Research	591,200	228,867
Health and Human Services, Department of	Direct		5 R01 HD113274-02	93.865	Child Health and Human Development Extramural Research	258,868	52,373
Health and Human Services, Department of	Direct		5 R01HD0109251-02	93.865	Child Health and Human Development Extramural Research	456,900	197,179
Health and Human Services, Department of	Direct		5 R01HD084163-10	93.865	Child Health and Human Development Extramural Research	732,976	73,719
Health and Human Services, Department of	Direct		5 R01HD093626-05	93.865	Child Health and Human Development Extramural Research	326,606	-
Health and Human Services, Department of	Direct		5 R01HD099096-05	93.865	Child Health and Human Development Extramural Research	402,413	167,121
Health and Human Services, Department of	Direct		5 R03 HD100602-02	93.865	Child Health and Human Development Extramural Research	(805)	-
Health and Human Services, Department of	Direct		5 R03 HD100814-02	93.865	Child Health and Human Development Extramural Research	9,913	-
Health and Human Services, Department of	Direct		5 R03 HD104901-02	93.865	Child Health and Human Development Extramural Research	113,246	30,500
Health and Human Services, Department of	Direct		5 R03 HD105589-02	93.865	Child Health and Human Development Extramural Research	16,060	-
Health and Human Services, Department of	Direct		5 R03 HD107236-02	93.865	Child Health and Human Development Extramural Research	88,098	-
Health and Human Services, Department of	Direct		5 R03 HD109468-02	93.865	Child Health and Human Development Extramural Research	22,732	-
Health and Human Services, Department of	Direct		5 R2 1HD109408-02	93.865	Child Health and Human Development Extramural Research	168,222	28,813
Health and Human Services, Department of	Direct		5 R21 HD094961-02	93.865	Child Health and Human Development Extramural Research	6,209	-
Health and Human Services, Department of	Direct		5 R21 HD104993-02	93.865	Child Health and Human Development Extramural Research	186,561	-
Health and Human Services, Department of	Direct		5 R21 HD105126-02	93.865	Child Health and Human Development Extramural Research	39,697	-
Health and Human Services, Department of	Direct		5 R21 HD105192-02	93.865	Child Health and Human Development Extramural Research	202,620	67,128
Health and Human Services, Department of	Direct		5 R21 HD105204-02	93.865	Child Health and Human Development Extramural Research	101,894	-
Health and Human Services, Department of	Direct		5 R21 HD105886-02	93.865	Child Health and Human Development Extramural Research	206,058	-
Health and Human Services, Department of	Direct		5 R21 HD106203-02	93.865	Child Health and Human Development Extramural Research	154,163	58,479
Health and Human Services, Department of	Direct		5 R21 HD106580-02	93.865	Child Health and Human Development Extramural Research	12,271	-
Health and Human Services, Department of	Direct		5 R21 HD108508-02	93.865	Child Health and Human Development Extramural Research	180,479	82,994
Health and Human Services, Department of	Direct		5 R21 HD108697-02	93.865	Child Health and Human Development Extramural Research	289,359	-
Health and Human Services, Department of	Direct		5 R21 HD109485-02	93.865	Child Health and Human Development Extramural Research	167,576	-
Health and Human Services, Department of	Direct		5 R21HD103869-02	93.865	Child Health and Human Development Extramural Research	2,429	-
Health and Human Services, Department of	Direct		5 R24 HD048404-20	93.865	Child Health and Human Development Extramural Research	783,613	-
Health and Human Services, Department of	Direct		5 R24 HD087149-04	93.865	Child Health and Human Development Extramural Research	373,925	71,587
Health and Human Services, Department of	Direct		5 R25 HD078226-10	93.865	Child Health and Human Development Extramural Research	160,467	-
Health and Human Services, Department of	Direct		5 R25 HD083146-05	93.865	Child Health and Human Development Extramural Research	16,741	-
Health and Human Services, Department of	Direct		5 R25 HD101358-05	93.865	Child Health and Human Development Extramural Research	148,257	-
Health and Human Services, Department of	Direct		5 R37 HD034860-28	93.865	Child Health and Human Development Extramural Research	501,599	-
Health and Human Services, Department of	Direct		5 RL 1HD107776-04	93.865	Child Health and Human Development Extramural Research	243,958	-
Health and Human Services, Department of	Direct		5 U01 HD110663-03	93.865	Child Health and Human Development Extramural Research	375,170	-
Health and Human Services, Department of	Direct		5 U24HD107562-04	93.865	Child Health and Human Development Extramural Research	479,451	356,477
Health and Human Services, Department of	Direct		7R21HD107460-03	93.865	Child Health and Human Development Extramural Research	16,954	-
Health and Human Services, Department of	Direct		cdx5 R01 HD094736-05	93.865	Child Health and Human Development Extramural Research	(114,857)	-
Health and Human Services, Department of	Direct		T32 HD007109	93.865	Child Health and Human Development Extramural Research	335,714	-
Health and Human Services, Department of	Direct		T32 HD007339	93.865	Child Health and Human Development Extramural Research	(5,087)	-
Health and Human Services, Department of	Direct		T32 HD007339	93.865	Child Health and Human Development Extramural Research	520,282	-
Health and Human Services, Department of	Direct		T32 HD007505	93.865	Child Health and Human Development Extramural Research	5	-
Health and Human Services, Department of	Direct		T32 HD079342	93.865	Child Health and Human Development Extramural Research	211,766	-
Health and Human Services, Department of	Direct		T32 HD079342	93.865	Child Health and Human Development Extramural Research	9,283	-
Health and Human Services, Department of	Direct		T32 HD108054	93.865	Child Health and Human Development Extramural Research	308,875	-
Health and Human Services, Department of	Pass-Through	Ann and Robert H. Lurie Children's Hospital of Chicago	A23-0020-S004-UM	93.865	Child Health and Human Development Extramural Research	251,736	-
Health and Human Services, Department of	Pass-Through	Ann and Robert H. Lurie Children's Hospital of Chicago	Subaward No. 901548-UM	93.865	Child Health and Human Development Extramural Research	27,959	-
Health and Human Services, Department of	Pass-Through	Arcascope Inc.	Research Agreement R41HD114317	93.865	Child Health and Human Development Extramural Research	23,836	-
Health and Human Services, Department of	Pass-Through	Arizona State University	ASUB00000829	93.865	Child Health and Human Development Extramural Research	353,503	-
Health and Human Services, Department of	Pass-Through	Baylor College of Medicine	7000001044	93.865	Child Health and Human Development Extramural Research	(45,303)	-
Health and Human Services, Department of	Pass-Through	Baylor College of Medicine	7000001239	93.865	Child Health and Human Development Extramural Research	(31,050)	-
Health and Human Services, Department of	Pass-Through	Baylor College of Medicine	P700000301	93.865	Child Health and Human Development Extramural Research	328,207	-
Health and Human Services, Department of	Pass-Through	Baylor College of Medicine	P700000543	93.865	Child Health and Human Development Extramural Research	526,545	-
Health and Human Services, Department of	Pass-Through	Baylor University	7000001239	93.865	Child Health and Human Development Extramural Research	(31)	-
Health and Human Services, Department of	Pass-Through	Baylor University	7000001239	93.865	Child Health and Human Development Extramural Research	43,508	-
Health and Human Services, Department of	Pass-Through	Boston College	5108651-5	93.865	Child Health and Human Development Extramural Research	10,372	-
Health and Human Services, Department of	Pass-Through	Boston University	4500003526	93.865	Child Health and Human Development Extramural Research	42,736	-
Health and Human Services, Department of	Pass-Through	Brandeis University	1 R01 HD111038 01	93.865	Child Health and Human Development Extramural Research	72,084	-
Health and Human Services, Department of	Pass-Through	Brandeis University	403519	93.865	Child Health and Human Development Extramural Research	3,132	-
Health and Human Services, Department of	Pass-Through	Brandeis University	403519 PO 840592	93.865	Child Health and Human Development Extramural Research	(18,533)	-
Health and Human Services, Department of	Pass-Through	Brown University	00001324	93.865	Child Health and Human Development Extramural Research	82,027	-
Health and Human Services, Department of	Pass-Through	Brown University	00001991	93.865	Child Health and Human Development Extramural Research	344,393	-
Health and Human Services, Department of	Pass-Through	California Polytechnic State University, San Luis Obispo	2022-34-47068	93.865	Child Health and Human Development Extramural Research	54,537	-
Health and Human Services, Department of	Pass-Through	Drexel University	900012/PO U0267681	93.865	Child Health and Human Development Extramural Research	50	-
Health and Human Services, Department of	Pass-Through	Eastern Michigan University	R70507-3215	93.865	Child Health and Human Development Extramural Research	33,010	-
Health and Human Services, Department of	Pass-Through	Emory University	T852991	93.865	Child Health and Human Development Extramural Research	(394)	-
Health and Human Services, Department of	Pass-Through	Florida State University (FSU)	R000002926	93.865	Child Health and Human Development Extramural Research	(113)	-
Health and Human Services, Department of	Pass-Through	Florida State University (FSU)	R000003127	93.865	Child Health and Human Development Extramural Research	139,783	-

**University of Michigan
Schedule of Expenditures of Federal Awards
For the Year Ended June 30, 2024**

Cluster Title/Federal Grantor/Program	Type	Pass-Through Grantor	Award Identifier	Assistance Listing Number	Assistance Listing Program Title	Federal Expenditures	Passed-Through to Subrecipients
Health and Human Services, Department of	Pass-Through	Florida State University (FSU)	R000003127/102592	93.865	Child Health and Human Development Extramural Research	219,363	-
Health and Human Services, Department of	Pass-Through	Florida State University (FSU)	R000003159	93.865	Child Health and Human Development Extramural Research	56,963	-
Health and Human Services, Department of	Pass-Through	Florida State University (FSU)	R000003159/102622	93.865	Child Health and Human Development Extramural Research	136,066	-
Health and Human Services, Department of	Pass-Through	Georgetown University	AWD775338-GR285204	93.865	Child Health and Human Development Extramural Research	90,023	-
Health and Human Services, Department of	Pass-Through	Georgetown University	AWD775338-GR296389	93.865	Child Health and Human Development Extramural Research	22,119	-
Health and Human Services, Department of	Pass-Through	Joan & Sanford I. Weill Medical College of Cornell University	227508-2	93.865	Child Health and Human Development Extramural Research	113,774	-
Health and Human Services, Department of	Pass-Through	Johns Hopkins University	141145	93.865	Child Health and Human Development Extramural Research	41,375	-
Health and Human Services, Department of	Pass-Through	Johns Hopkins University	141145-PY2/PO2005898790	93.865	Child Health and Human Development Extramural Research	2,771	-
Health and Human Services, Department of	Pass-Through	Medical College of Wisconsin	R01HD102496	93.865	Child Health and Human Development Extramural Research	(11,529)	-
Health and Human Services, Department of	Pass-Through	Medical College of Wisconsin	R01HD102496	93.865	Child Health and Human Development Extramural Research	50,632	-
Health and Human Services, Department of	Pass-Through	Michigan State University (MSU)	RC107642UM	93.865	Child Health and Human Development Extramural Research	159,315	-
Health and Human Services, Department of	Pass-Through	Michigan State University (MSU)	RC109609UM	93.865	Child Health and Human Development Extramural Research	4,165	-
Health and Human Services, Department of	Pass-Through	Michigan State University (MSU)	RC110267UM	93.865	Child Health and Human Development Extramural Research	9,825	-
Health and Human Services, Department of	Pass-Through	Michigan State University (MSU)	RC111625B	93.865	Child Health and Human Development Extramural Research	318,791	-
Health and Human Services, Department of	Pass-Through	Michigan State University (MSU)	RC112935B	93.865	Child Health and Human Development Extramural Research	268,607	-
Health and Human Services, Department of	Pass-Through	Michigan State University (MSU)	RC114411UM	93.865	Child Health and Human Development Extramural Research	14,934	-
Health and Human Services, Department of	Pass-Through	Oregon Health and Science University	1020500_UMICH	93.865	Child Health and Human Development Extramural Research	34,981	-
Health and Human Services, Department of	Pass-Through	Research Institute at Nationwide Children's Hospital	700171-0722-00/PO4607446-0-46	93.865	Child Health and Human Development Extramural Research	(13,613)	-
Health and Human Services, Department of	Pass-Through	Smart Human Dynamics, Inc.	ROUNDTABLE RESEARCH AGREEME	93.865	Child Health and Human Development Extramural Research	17,950	-
Health and Human Services, Department of	Pass-Through	Temple University	266222-UMICH	93.865	Child Health and Human Development Extramural Research	1,386	-
Health and Human Services, Department of	Pass-Through	The Children's Hospital of Philadelphia (CHOP)	GRT-00000601	93.865	Child Health and Human Development Extramural Research	108,255	-
Health and Human Services, Department of	Pass-Through	The Children's Hospital of Philadelphia (CHOP)	GRT-00000762/PO20228104	93.865	Child Health and Human Development Extramural Research	17,884	-
Health and Human Services, Department of	Pass-Through	The Children's Hospital of Philadelphia (CHOP)	GRT-00003193/PO20497814	93.865	Child Health and Human Development Extramural Research	101,916	-
Health and Human Services, Department of	Pass-Through	The Children's Hospital of Philadelphia (CHOP)	GRT-00003514/PO20529403	93.865	Child Health and Human Development Extramural Research	9,000	-
Health and Human Services, Department of	Pass-Through	The Children's Hospital of Philadelphia (CHOP)	PO RSUB-20322631/GRT-00001597	93.865	Child Health and Human Development Extramural Research	168,287	-
Health and Human Services, Department of	Pass-Through	The Children's Hospital of Philadelphia (CHOP)	PO# 20562934/ Activit# GRT-00	93.865	Child Health and Human Development Extramural Research	43,568	-
Health and Human Services, Department of	Pass-Through	The Children's Mercy Hospital	42013124	93.865	Child Health and Human Development Extramural Research	4,276	-
Health and Human Services, Department of	Pass-Through	The General Hospital Corporation dba The Massachusetts General Hospital	233249	93.865	Child Health and Human Development Extramural Research	31,360	-
Health and Human Services, Department of	Pass-Through	The Trustees of Columbia University In The City of New York dba Columbia University	1(GG016094-01)	93.865	Child Health and Human Development Extramural Research	9,700	-
Health and Human Services, Department of	Pass-Through	The Trustees of Columbia University In The City of New York dba Columbia University	1(GG017288-01)	93.865	Child Health and Human Development Extramural Research	68,159	-
Health and Human Services, Department of	Pass-Through	The Trustees of Princeton University dba Princeton University	SUB80000342	93.865	Child Health and Human Development Extramural Research	174,362	-
Health and Human Services, Department of	Pass-Through	The Trustees of Princeton University dba Princeton University	SUB80000647	93.865	Child Health and Human Development Extramural Research	37,777	-
Health and Human Services, Department of	Pass-Through	The Trustees of The University of Pennsylvania	588836 PO 5230057	93.865	Child Health and Human Development Extramural Research	27,859	-
Health and Human Services, Department of	Pass-Through	The University of Texas Health Science Center at San Antonio	173195/173193	93.865	Child Health and Human Development Extramural Research	16,301	-
Health and Human Services, Department of	Pass-Through	The University of Texas Southwestern Medical Center	GMO 161107	93.865	Child Health and Human Development Extramural Research	3,678	-
Health and Human Services, Department of	Pass-Through	The Washington University dba Washington University In St. Louis	WU-21-197-MOD-2	93.865	Child Health and Human Development Extramural Research	52,119	-
Health and Human Services, Department of	Pass-Through	The Washington University dba Washington University In St. Louis	WU-23-0162 MOD5 PO ST00011589	93.865	Child Health and Human Development Extramural Research	171,402	-
Health and Human Services, Department of	Pass-Through	The Washington University dba Washington University In St. Louis	WU-23-0407	93.865	Child Health and Human Development Extramural Research	42,187	-
Health and Human Services, Department of	Pass-Through	University of California - Los Angeles	2000000102832	93.865	Child Health and Human Development Extramural Research	94,538	-
Health and Human Services, Department of	Pass-Through	University of California-Santa Cruz	A23-0251-S001	93.865	Child Health and Human Development Extramural Research	8,756	-
Health and Human Services, Department of	Pass-Through	University of Florida	SUB800001724	93.865	Child Health and Human Development Extramural Research	2,840	-
Health and Human Services, Department of	Pass-Through	University of Maryland, College Park	70933-Z0191201	93.865	Child Health and Human Development Extramural Research	(18,834)	-
Health and Human Services, Department of	Pass-Through	University of Minnesota	A009219301	93.865	Child Health and Human Development Extramural Research	(1,246)	-
Health and Human Services, Department of	Pass-Through	University of Minnesota	A009788301	93.865	Child Health and Human Development Extramural Research	8,129	-
Health and Human Services, Department of	Pass-Through	University of Minnesota	N008455404	93.865	Child Health and Human Development Extramural Research	40,992	-
Health and Human Services, Department of	Pass-Through	University of North Carolina (dba University of North Carolina System)	5130173	93.865	Child Health and Human Development Extramural Research	54,713	-
Health and Human Services, Department of	Pass-Through	University of Pittsburgh-Of The Commonwealth System of Higher Education	AWD00007082 (139143-1)	93.865	Child Health and Human Development Extramural Research	16,383	-
Health and Human Services, Department of	Pass-Through	University of Utah	10063547-02-UM	93.865	Child Health and Human Development Extramural Research	109,254	-
Health and Human Services, Department of	Pass-Through	University of Wisconsin	0000002520	93.865	Child Health and Human Development Extramural Research	3,181	-
Health and Human Services, Department of	Pass-Through	University of Wisconsin	0000003269	93.865	Child Health and Human Development Extramural Research	8,394	-
Health and Human Services, Department of	Pass-Through	Women and Infants Hospital	5001521	93.865	Child Health and Human Development Extramural Research	146,110	-
Health and Human Services, Department of	Pass-Through	Women and Infants Hospital	5001861-MICH	93.865	Child Health and Human Development Extramural Research	(43,106)	-
Health and Human Services, Department of	Pass-Through	Women and Infants Hospital	5001861-MICH	93.865	Child Health and Human Development Extramural Research	164,376	-
Health and Human Services, Department of	Pass-Through	Yale University	CON-80004367(GR120296)	93.865	Child Health and Human Development Extramural Research	1,825	-
						\$ 42,938,754	\$ 3,830,511
Health and Human Services, Department of	Direct		1 F31 AG077758-02	93.866	Aging Research	48,068	-
Health and Human Services, Department of	Direct		1 F31 AG079636-02	93.866	Aging Research	51,475	-
Health and Human Services, Department of	Direct		1 F31 AG082506-01	93.866	Aging Research	23,598	-
Health and Human Services, Department of	Direct		1 F31 AG084146-02	93.866	Aging Research	38,144	-
Health and Human Services, Department of	Direct		1 F32 AG079576-02	93.866	Aging Research	68,986	-
Health and Human Services, Department of	Direct		1 K01 AG083120-01A1	93.866	Aging Research	9,141	-
Health and Human Services, Department of	Direct		1 K08 AG081505-01A1	93.866	Aging Research	90,537	-
Health and Human Services, Department of	Direct		1 R01 AG064957-01	93.866	Aging Research	(26,195)	-
Health and Human Services, Department of	Direct		1 R01 AG074944 03	93.866	Aging Research	412,684	19,656
Health and Human Services, Department of	Direct		1 R01 AG082080-01A1	93.866	Aging Research	6,415	-
Health and Human Services, Department of	Direct		1 R21 AG072009-01	93.866	Aging Research	14,797	15,259
Health and Human Services, Department of	Direct		1 R21 AG073686 01	93.866	Aging Research	182,022	-
Health and Human Services, Department of	Direct		1 R21 AG073971-01	93.866	Aging Research	145,726	-
Health and Human Services, Department of	Direct		1 R21AG069387 01	93.866	Aging Research	113,971	-
Health and Human Services, Department of	Direct		1 R56 AG065529-01A1	93.866	Aging Research	78,698	-
Health and Human Services, Department of	Direct		1 R56 AG066693 01A1	93.866	Aging Research	22,525	-
Health and Human Services, Department of	Direct		1 R56 AG072705-01	93.866	Aging Research	(22,103)	(8,593)
Health and Human Services, Department of	Direct		1 RF1 AG068410-01	93.866	Aging Research	1,034,450	248,086

University of Michigan
Schedule of Expenditures of Federal Awards
For the Year Ended June 30, 2024

Cluster Title/Federal Grantor/Program	Type	Pass-Through Grantor	Award Identifier	Assistance Listing Number	Assistance Listing Program Title	Federal Expenditures	Passed-Through to Subrecipients
Health and Human Services, Department of	Direct		1 RF1 AG082011-01A1	93.866	Aging Research	227,232	57,230
Health and Human Services, Department of	Direct		1 RF1 AG083030-01	93.866	Aging Research	223,730	5,739
Health and Human Services, Department of	Direct		1 RF1 AG083037-01	93.866	Aging Research	275,883	-
Health and Human Services, Department of	Direct		1K99AG075145-02	93.866	Aging Research	63,849	-
Health and Human Services, Department of	Direct		1R01AG082025-02	93.866	Aging Research	391,941	-
Health and Human Services, Department of	Direct		1R03AG076815-02	93.866	Aging Research	110,222	-
Health and Human Services, Department of	Direct		1RF1AG083768-01	93.866	Aging Research	140,764	-
Health and Human Services, Department of	Direct		1U54AG084520-02	93.866	Aging Research	2,311,904	335,525
Health and Human Services, Department of	Direct		2 U01 AG009740-35	93.866	Aging Research	7,285,099	-
Health and Human Services, Department of	Direct		2 U01 AG022303-21	93.866	Aging Research	165,414	-
Health and Human Services, Department of	Direct		3 R01 AG060936-05S1	93.866	Aging Research	478,449	-
Health and Human Services, Department of	Direct		3 RF1AG059723-01S1	93.866	Aging Research	68,422	60,613
Health and Human Services, Department of	Direct		3 U01 AG009740-34S5	93.866	Aging Research	22,106,863	1,746,446
Health and Human Services, Department of	Direct		4 P01 AG029409-10	93.866	Aging Research	(316)	(316)
Health and Human Services, Department of	Direct		4R00AG075145-03	93.866	Aging Research	48,028	-
Health and Human Services, Department of	Direct		5 F32 AG064815-02	93.866	Aging Research	1,879	-
Health and Human Services, Department of	Direct		5 F99 AG079793-02	93.866	Aging Research	27,415	-
Health and Human Services, Department of	Direct		5 K01 AG057820-05	93.866	Aging Research	(9,982)	-
Health and Human Services, Department of	Direct		5 K01 AG059829-05	93.866	Aging Research	60,114	-
Health and Human Services, Department of	Direct		5 K01 AG061236-05	93.866	Aging Research	87,323	-
Health and Human Services, Department of	Direct		5 K01 AG065420-05	93.866	Aging Research	168,051	-
Health and Human Services, Department of	Direct		5 K01 AG073588-04	93.866	Aging Research	106,934	-
Health and Human Services, Department of	Direct		5 K01-AG062754-05	93.866	Aging Research	129,550	-
Health and Human Services, Department of	Direct		5 K01AG068361 05	93.866	Aging Research	138,574	-
Health and Human Services, Department of	Direct		5 K08 AG071856-04	93.866	Aging Research	158,318	-
Health and Human Services, Department of	Direct		5 K23 AG059890 05S1	93.866	Aging Research	219,418	-
Health and Human Services, Department of	Direct		5 K23 AG066864-04	93.866	Aging Research	130,375	-
Health and Human Services, Department of	Direct		5 K23 AG080035-02	93.866	Aging Research	177,538	-
Health and Human Services, Department of	Direct		5 K23 AG082727-02	93.866	Aging Research	125,781	-
Health and Human Services, Department of	Direct		5 K24 AG050685-08	93.866	Aging Research	130,131	-
Health and Human Services, Department of	Direct		5 K99 AG071667-02	93.866	Aging Research	125,012	-
Health and Human Services, Department of	Direct		5 K99 AG073473-02	93.866	Aging Research	119,766	-
Health and Human Services, Department of	Direct		5 K99 AG075152-02	93.866	Aging Research	13,911	-
Health and Human Services, Department of	Direct		5 K99 AG076532-02	93.866	Aging Research	87,938	-
Health and Human Services, Department of	Direct		5 K99 AG081390-02	93.866	Aging Research	95,811	-
Health and Human Services, Department of	Direct		5 P30 AG012846-30	93.866	Aging Research	572,835	51,582
Health and Human Services, Department of	Direct		5 P30 AG015281-25	93.866	Aging Research	184,261	136,720
Health and Human Services, Department of	Direct		5 P30 AG024824-20	93.866	Aging Research	1,242,194	20,816
Health and Human Services, Department of	Direct		5 P30 AG053760-05	93.866	Aging Research	(50)	-
Health and Human Services, Department of	Direct		5 P30 AG059300-05	93.866	Aging Research	131,850	85,044
Health and Human Services, Department of	Direct		5 P30 AG059300-07	93.866	Aging Research	478,416	106,046
Health and Human Services, Department of	Direct		5 P30 AG066582-05	93.866	Aging Research	947,627	103,366
Health and Human Services, Department of	Direct		5 P30 AG072931-04	93.866	Aging Research	3,893,813	534,807
Health and Human Services, Department of	Direct		5 P30AG015281-27	93.866	Aging Research	490,644	182,569
Health and Human Services, Department of	Direct		5 R00 AG062749-06	93.866	Aging Research	181,571	-
Health and Human Services, Department of	Direct		5 R00 AG066846-04	93.866	Aging Research	157,622	-
Health and Human Services, Department of	Direct		5 R01 AG010026-22	93.866	Aging Research	(1,900)	-
Health and Human Services, Department of	Direct		5 R01 AG010026-29	93.866	Aging Research	151,423	14,857
Health and Human Services, Department of	Direct		5 R01 AG028082-15	93.866	Aging Research	574,874	18,781
Health and Human Services, Department of	Direct		5 R01 AG030593 15	93.866	Aging Research	298,303	-
Health and Human Services, Department of	Direct		5 R01 AG040213-14	93.866	Aging Research	4,663,067	46,247
Health and Human Services, Department of	Direct		5 R01 AG047203-05	93.866	Aging Research	(14)	-
Health and Human Services, Department of	Direct		5 R01 AG050523-09	93.866	Aging Research	742,365	-
Health and Human Services, Department of	Direct		5 R01 AG051142-09	93.866	Aging Research	987,558	23,353
Health and Human Services, Department of	Direct		5 R01 AG054371-05	93.866	Aging Research	1,089	-
Health and Human Services, Department of	Direct		5 R01 AG055406-04	93.866	Aging Research	92,833	-
Health and Human Services, Department of	Direct		5 R01 AG056407-04	93.866	Aging Research	(3,320)	-
Health and Human Services, Department of	Direct		5 R01 AG057510-05	93.866	Aging Research	1,840,629	-
Health and Human Services, Department of	Direct		5 R01 AG058717-05	93.866	Aging Research	168,332	-
Health and Human Services, Department of	Direct		5 R01 AG059583-05	93.866	Aging Research	268,027	-
Health and Human Services, Department of	Direct		5 R01 AG059733-05	93.866	Aging Research	(2,738)	(2,738)
Health and Human Services, Department of	Direct		5 R01 AG059743-05	93.866	Aging Research	252,389	20,912
Health and Human Services, Department of	Direct		5 R01 AG060167-04	93.866	Aging Research	946,807	915,797
Health and Human Services, Department of	Direct		5 R01 AG062447-03	93.866	Aging Research	(874)	-
Health and Human Services, Department of	Direct		5 R01 AG062477-05	93.866	Aging Research	1,810,686	1,589,589
Health and Human Services, Department of	Direct		5 R01 AG062582-04	93.866	Aging Research	385,157	-
Health and Human Services, Department of	Direct		5 R01 AG063200-04	93.866	Aging Research	734,474	-
Health and Human Services, Department of	Direct		5 R01 AG063371 05	93.866	Aging Research	320,800	54,078
Health and Human Services, Department of	Direct		5 R01 AG065246-05	93.866	Aging Research	752,615	-
Health and Human Services, Department of	Direct		5 R01 AG065319-04	93.866	Aging Research	259,526	-
Health and Human Services, Department of	Direct		5 R01 AG066194-05	93.866	Aging Research	719,789	605,955
Health and Human Services, Department of	Direct		5 R01 AG067506-05	93.866	Aging Research	4,014,853	-
Health and Human Services, Department of	Direct		5 R01 AG067592-04	93.866	Aging Research	811,554	-
Health and Human Services, Department of	Direct		5 R01 AG067753-05	93.866	Aging Research	389,103	-
Health and Human Services, Department of	Direct		5 R01 AG068074-04	93.866	Aging Research	103,842	1,821
Health and Human Services, Department of	Direct		5 R01 AG069148-05	93.866	Aging Research	987,330	-

**University of Michigan
Schedule of Expenditures of Federal Awards
For the Year Ended June 30, 2024**

Cluster Title/Federal Grantor/Program	Type	Pass-Through Grantor	Award Identifier	Assistance Listing Number	Assistance Listing Program Title	Federal Expenditures	Passed-Through to Subrecipients
Health and Human Services, Department of	Direct		5 R01 AG070897-04	93.866	Aging Research	687,883	-
Health and Human Services, Department of	Direct		5 R01 AG070951-03	93.866	Aging Research	485,556	-
Health and Human Services, Department of	Direct		5 R01 AG070953-04	93.866	Aging Research	1,298,882	675,884
Health and Human Services, Department of	Direct		5 R01 AG071071-03	93.866	Aging Research	237,550	37,089
Health and Human Services, Department of	Direct		5 R01 AG071511-04	93.866	Aging Research	956,100	244,774
Health and Human Services, Department of	Direct		5 R01 AG072396-02	93.866	Aging Research	799,439	-
Health and Human Services, Department of	Direct		5 R01 AG072705-03	93.866	Aging Research	943,511	463,382
Health and Human Services, Department of	Direct		5 R01 AG073100 04	93.866	Aging Research	766,328	62,414
Health and Human Services, Department of	Direct		5 R01 AG074012-04	93.866	Aging Research	379,752	352,772
Health and Human Services, Department of	Direct		5 R01 AG074342-04	93.866	Aging Research	392,608	-
Health and Human Services, Department of	Direct		5 R01 AG074552-04	93.866	Aging Research	710,260	31,766
Health and Human Services, Department of	Direct		5 R01 AG074887-04	93.866	Aging Research	456,692	69,210
Health and Human Services, Department of	Direct		5 R01 AG074957 03	93.866	Aging Research	629,984	33,845
Health and Human Services, Department of	Direct		5 R01 AG074968-03	93.866	Aging Research	700,392	-
Health and Human Services, Department of	Direct		5 R01 AG075002-03	93.866	Aging Research	523,277	-
Health and Human Services, Department of	Direct		5 R01 AG075005 03	93.866	Aging Research	617,462	28,248
Health and Human Services, Department of	Direct		5 R01 AG075061-03	93.866	Aging Research	492,546	-
Health and Human Services, Department of	Direct		5 R01 AG075160-03	93.866	Aging Research	410,655	-
Health and Human Services, Department of	Direct		5 R01 AG075719-03	93.866	Aging Research	496,053	114,064
Health and Human Services, Department of	Direct		5 R01 AG075818-04	93.866	Aging Research	168,074	-
Health and Human Services, Department of	Direct		5 R01 AG076437-03	93.866	Aging Research	608,933	147,918
Health and Human Services, Department of	Direct		5 R01 AG078134 03	93.866	Aging Research	467,769	-
Health and Human Services, Department of	Direct		5 R01 AG079163 07	93.866	Aging Research	556,852	-
Health and Human Services, Department of	Direct		5 R01 AG079833-02	93.866	Aging Research	419,813	97,775
Health and Human Services, Department of	Direct		5 R01 AG080016-02	93.866	Aging Research	890,738	-
Health and Human Services, Department of	Direct		5 R01 AG080401-02	93.866	Aging Research	646,005	244,668
Health and Human Services, Department of	Direct		5 R01 AG080491-02	93.866	Aging Research	332,708	35,251
Health and Human Services, Department of	Direct		5 R01 AG080516-02	93.866	Aging Research	389,202	-
Health and Human Services, Department of	Direct		5 R01 AG081299-02	93.866	Aging Research	239,212	-
Health and Human Services, Department of	Direct		5 R01 AG082307-02	93.866	Aging Research	729,657	-
Health and Human Services, Department of	Direct		5 R01 AG082856 02	93.866	Aging Research	219,518	4,633
Health and Human Services, Department of	Direct		5 R01 AG083097-02	93.866	Aging Research	317,132	45,242
Health and Human Services, Department of	Direct		5 R01 AG084186 - 02	93.866	Aging Research	767,490	-
Health and Human Services, Department of	Direct		5 R01AG068338-05	93.866	Aging Research	1,187,128	-
Health and Human Services, Department of	Direct		5 R01AG081805-02	93.866	Aging Research	577,455	-
Health and Human Services, Department of	Direct		5 R03 AG067975-02	93.866	Aging Research	(25)	-
Health and Human Services, Department of	Direct		5 R03 AG070454 02	93.866	Aging Research	127,186	-
Health and Human Services, Department of	Direct		5 R03 AG072221 02	93.866	Aging Research	10,909	-
Health and Human Services, Department of	Direct		5 R21 AG062843-02	93.866	Aging Research	137,994	22,294
Health and Human Services, Department of	Direct		5 R21 AG062844-02	93.866	Aging Research	43,448	-
Health and Human Services, Department of	Direct		5 R21 AG071232-02	93.866	Aging Research	81,923	-
Health and Human Services, Department of	Direct		5 R21 AG071796-02	93.866	Aging Research	(100)	-
Health and Human Services, Department of	Direct		5 R21 AG073358-02	93.866	Aging Research	99,678	-
Health and Human Services, Department of	Direct		5 R21 AG0778560-02	93.866	Aging Research	299,905	26,102
Health and Human Services, Department of	Direct		5 R21 AG078540-02	93.866	Aging Research	245,427	-
Health and Human Services, Department of	Direct		5 R21 AG081637-02	93.866	Aging Research	37,858	-
Health and Human Services, Department of	Direct		5 R21 AG081685-02	93.866	Aging Research	241,507	-
Health and Human Services, Department of	Direct		5 R21 AG084959 02	93.866	Aging Research	178,001	-
Health and Human Services, Department of	Direct		5 R24 AG054365-07	93.866	Aging Research	380,817	129,584
Health and Human Services, Department of	Direct		5 R24 AG065151-03	93.866	Aging Research	236,424	19,140
Health and Human Services, Department of	Direct		5 R24 AG065182-05	93.866	Aging Research	687,456	454,070
Health and Human Services, Department of	Direct		5 R24 AG066588-05	93.866	Aging Research	250,327	78,315
Health and Human Services, Department of	Direct		5 R25 AG053222-08	93.866	Aging Research	135,757	-
Health and Human Services, Department of	Direct		5 R33 AG073358-04	93.866	Aging Research	448,834	-
Health and Human Services, Department of	Direct		5 R33 AG078392-03	93.866	Aging Research	817,152	-
Health and Human Services, Department of	Direct		5 R371 AG051649 09	93.866	Aging Research	328,820	-
Health and Human Services, Department of	Direct		5 R61 AG078428 02	93.866	Aging Research	332,537	196,823
Health and Human Services, Department of	Direct		5 U01 AG057562-03	93.866	Aging Research	369	-
Health and Human Services, Department of	Direct		5 U01 AG058499-06	93.866	Aging Research	2,248,477	555,947
Health and Human Services, Department of	Direct		5 U01AG022303-20	93.866	Aging Research	1,029,015	-
Health and Human Services, Department of	Direct		5 U01AG077924-04	93.866	Aging Research	484,179	56,597
Health and Human Services, Department of	Direct		5 U24 AG037866-13	93.866	Aging Research	189,507	418
Health and Human Services, Department of	Direct		5 U24 AG056918-05	93.866	Aging Research	(7,619)	-
Health and Human Services, Department of	Direct		5 U24 AG076462-03	93.866	Aging Research	1,091,815	117,566
Health and Human Services, Department of	Direct		5 U24 AG077012-03	93.866	Aging Research	337,187	137,010
Health and Human Services, Department of	Direct		5K23AG070044-04	93.866	Aging Research	200,596	-
Health and Human Services, Department of	Direct		5R01AG058724-05	93.866	Aging Research	1,554,152	35,300
Health and Human Services, Department of	Direct		5R01AG083378-02	93.866	Aging Research	370,989	-
Health and Human Services, Department of	Direct		5R21AG081916-02	93.866	Aging Research	140,957	-
Health and Human Services, Department of	Direct		5R21AG082204-02	93.866	Aging Research	103,177	-
Health and Human Services, Department of	Direct		5R35AG072262-04	93.866	Aging Research	849,354	172,096
Health and Human Services, Department of	Direct		7 R01 AG059729-05	93.866	Aging Research	324,277	223,197
Health and Human Services, Department of	Direct		7 R01 AG061034-06	93.866	Aging Research	534,560	-
Health and Human Services, Department of	Direct		7 R01 AG076129-03	93.866	Aging Research	268,701	113,018
Health and Human Services, Department of	Direct		7 R21 AG075496-02	93.866	Aging Research	39,563	-
Health and Human Services, Department of	Direct		7 RF1 AG063755-02	93.866	Aging Research	2,480,968	220,678

**University of Michigan
Schedule of Expenditures of Federal Awards
For the Year Ended June 30, 2024**

Cluster Title/Federal Grantor/Program	Type	Pass-Through Grantor	Award Identifier	Assistance Listing Number	Assistance Listing Program Title	Federal Expenditures	Passed-Through to Subrecipients
Health and Human Services, Department of	Direct		T32 AG000114	93.866	Aging Research	601,968	-
Health and Human Services, Department of	Direct		T32 AG000221	93.866	Aging Research	671,625	-
Health and Human Services, Department of	Direct		T32 AG027708	93.866	Aging Research	191,590	-
Health and Human Services, Department of	Direct		T32 AG062403	93.866	Aging Research	464,359	-
Health and Human Services, Department of	Pass-Through	Aga Khan University	1R21AG077042-02	93.866	Aging Research	55,802	-
Health and Human Services, Department of	Pass-Through	Banner Health	0435-02-71283	93.866	Aging Research	15,664	-
Health and Human Services, Department of	Pass-Through	Banner Health	0435-02-71283	93.866	Aging Research	1,696	-
Health and Human Services, Department of	Pass-Through	Boston University	4500002967	93.866	Aging Research	15,849	-
Health and Human Services, Department of	Pass-Through	Boston University	4500003433	93.866	Aging Research	141,920	-
Health and Human Services, Department of	Pass-Through	Boston University	4500003472	93.866	Aging Research	15,304	-
Health and Human Services, Department of	Pass-Through	Brown University	00001358	93.866	Aging Research	(279)	-
Health and Human Services, Department of	Pass-Through	Brown University	00001358	93.866	Aging Research	26,960	-
Health and Human Services, Department of	Pass-Through	Brown University	00001358	93.866	Aging Research	448,370	-
Health and Human Services, Department of	Pass-Through	Brown University	00001590	93.866	Aging Research	73,423	-
Health and Human Services, Department of	Pass-Through	Brown University	00002068	93.866	Aging Research	132,048	69,985
Health and Human Services, Department of	Pass-Through	Brown University	00002288	93.866	Aging Research	131,030	-
Health and Human Services, Department of	Pass-Through	California State University - Long Beach	SG269822100UMichigan	93.866	Aging Research	20,278	-
Health and Human Services, Department of	Pass-Through	Cleveland Clinic Lerner College of Medicine	CCF22190826	93.866	Aging Research	56	-
Health and Human Services, Department of	Pass-Through	Cleveland Clinic Lerner College of Medicine	FDP Subaward Agmt	93.866	Aging Research	16,454	-
Health and Human Services, Department of	Pass-Through	Columbia Medical Center	1(GG015245-07)	93.866	Aging Research	30,492	-
Health and Human Services, Department of	Pass-Through	Columbia Medical Center	1(GG015245-09) PO# SAPO G18730	93.866	Aging Research	50,369	-
Health and Human Services, Department of	Pass-Through	Cornell University	230137-2	93.866	Aging Research	174,452	-
Health and Human Services, Department of	Pass-Through	Duke University	303-000007	93.866	Aging Research	131,057	-
Health and Human Services, Department of	Pass-Through	Duke University	303-000474	93.866	Aging Research	11,343	-
Health and Human Services, Department of	Pass-Through	Emory University	A664695	93.866	Aging Research	19,947	-
Health and Human Services, Department of	Pass-Through	Emory University	A865537	93.866	Aging Research	38,162	-
Health and Human Services, Department of	Pass-Through	George Washington University	S-DPE2223-JC24	93.866	Aging Research	6,426	-
Health and Human Services, Department of	Pass-Through	George Washington University	S-DPE2324-JC24	93.866	Aging Research	38,124	-
Health and Human Services, Department of	Pass-Through	Georgetown University	425370_GR425298-UM	93.866	Aging Research	354,665	83,987
Health and Human Services, Department of	Pass-Through	Georgetown University	425455_GR425393-UM	93.866	Aging Research	107,002	-
Health and Human Services, Department of	Pass-Through	HealthPartners Institute for Education and Research	X211700UM	93.866	Aging Research	(943)	-
Health and Human Services, Department of	Pass-Through	Indiana University	7875_MICH PO#0391894	93.866	Aging Research	(1,242)	-
Health and Human Services, Department of	Pass-Through	Indiana University	8734_UM/PO0252996	93.866	Aging Research	113,099	-
Health and Human Services, Department of	Pass-Through	Indiana University	9438-UM	93.866	Aging Research	146,124	-
Health and Human Services, Department of	Pass-Through	Joan & Sanford I. Weill Medical College of Cornell University	190636-PILOT	93.866	Aging Research	295	-
Health and Human Services, Department of	Pass-Through	Joan & Sanford I. Weill Medical College of Cornell University	230135-5	93.866	Aging Research	138,431	-
Health and Human Services, Department of	Pass-Through	Johns Hopkins University	2003150570	93.866	Aging Research	899	-
Health and Human Services, Department of	Pass-Through	Johns Hopkins University	2004324541	93.866	Aging Research	437,705	-
Health and Human Services, Department of	Pass-Through	Johns Hopkins University	VUMC106653	93.866	Aging Research	45,718	-
Health and Human Services, Department of	Pass-Through	Keck School of Medicine of USC University of Southern California	11265871	93.866	Aging Research	98,565	-
Health and Human Services, Department of	Pass-Through	Kessler Foundation Inc	40641-01	93.866	Aging Research	151,678	-
Health and Human Services, Department of	Pass-Through	Mayo Clinic	RUM-263134-01	93.866	Aging Research	(7)	-
Health and Human Services, Department of	Pass-Through	Mayo Clinic	RUM-263134-03	93.866	Aging Research	127,060	-
Health and Human Services, Department of	Pass-Through	Mayo Clinic	THE-312328	93.866	Aging Research	3,546	-
Health and Human Services, Department of	Pass-Through	Mayo Clinic	THM-312328	93.866	Aging Research	11,983	-
Health and Human Services, Department of	Pass-Through	Mayo Clinic	UML-308985	93.866	Aging Research	28,993	-
Health and Human Services, Department of	Pass-Through	Mayo Clinic	UML-308985-01	93.866	Aging Research	24,427	-
Health and Human Services, Department of	Pass-Through	Mayo Clinic	UNM-312328	93.866	Aging Research	1,583	-
Health and Human Services, Department of	Pass-Through	Mayo Clinic	UOM-250202-04	93.866	Aging Research	(1,522)	-
Health and Human Services, Department of	Pass-Through	Mayo Clinic	UOM-250202-05	93.866	Aging Research	31,247	-
Health and Human Services, Department of	Pass-Through	Michigan State University (MSU)	RC113166UM	93.866	Aging Research	3,583	-
Health and Human Services, Department of	Pass-Through	New York University	20-A1-00-1002942 Proj# 115604	93.866	Aging Research	37,496	-
Health and Human Services, Department of	Pass-Through	New York University	F2894-01	93.866	Aging Research	(55,848)	-
Health and Human Services, Department of	Pass-Through	New York University Grossman School of Medicine	17-A1-00-006174-01 Proj 108238	93.866	Aging Research	7,061	-
Health and Human Services, Department of	Pass-Through	Northeastern University	500869-78050	93.866	Aging Research	(33,318)	-
Health and Human Services, Department of	Pass-Through	Northeastern University	500869-78053	93.866	Aging Research	27,092	-
Health and Human Services, Department of	Pass-Through	Northern California Institute for Research & Education, Inc. (NCIRE)	STE2196-24	93.866	Aging Research	2,406	-
Health and Human Services, Department of	Pass-Through	Northern California Institute for Research & Education, Inc. (NCIRE)	WEI2990-09	93.866	Aging Research	7,966	-
Health and Human Services, Department of	Pass-Through	Northwestern University	60060049 UMICH	93.866	Aging Research	(77)	-
Health and Human Services, Department of	Pass-Through	Northwestern University	60060049 UMICH	93.866	Aging Research	(6,771)	-
Health and Human Services, Department of	Pass-Through	Northwestern University	60060049 UMICH	93.866	Aging Research	56,314	-
Health and Human Services, Department of	Pass-Through	Northwestern University	60065457 UMICH	93.866	Aging Research	70,859	-
Health and Human Services, Department of	Pass-Through	Northwestern University	60066013 UMICH	93.866	Aging Research	31,310	-
Health and Human Services, Department of	Pass-Through	Oregon Health and Science University	1011170_UMI	93.866	Aging Research	(1,045)	-
Health and Human Services, Department of	Pass-Through	Oregon Health and Science University	1013624_MICHIGAN	93.866	Aging Research	95,228	-
Health and Human Services, Department of	Pass-Through	Oregon Health and Science University	1018013_UMICH	93.866	Aging Research	10,236	-
Health and Human Services, Department of	Pass-Through	Physical Sciences, Inc.	10-12647-8097-46	93.866	Aging Research	7,162	-
Health and Human Services, Department of	Pass-Through	RAND Corporation	SCON-00000525	93.866	Aging Research	26,711	-
Health and Human Services, Department of	Pass-Through	Research Foundation of Mental Hygiene, Inc.	R01AG062578/148215	93.866	Aging Research	64,426	-
Health and Human Services, Department of	Pass-Through	Rush University	21102503-Sub01	93.866	Aging Research	234,550	-
Health and Human Services, Department of	Pass-Through	Rutgers, The State University of New Jersey	3183 PO25514489	93.866	Aging Research	38,498	-
Health and Human Services, Department of	Pass-Through	Stanford University	62983306-196658	93.866	Aging Research	107,614	-
Health and Human Services, Department of	Pass-Through	Sutter Bay Hospitals dba California Pacific Medical Center	280201018-S232/PO28000009521	93.866	Aging Research	635,703	-
Health and Human Services, Department of	Pass-Through	Sutter Bay Hospitals dba California Pacific Medical Center	280201018-S306	93.866	Aging Research	288,486	-
Health and Human Services, Department of	Pass-Through	Syracuse University	30917-05467-S03	93.866	Aging Research	55,723	-
Health and Human Services, Department of	Pass-Through	The Brigham and Women's Hospital, Inc.	122067	93.866	Aging Research	274,551	-

**University of Michigan
Schedule of Expenditures of Federal Awards
For the Year Ended June 30, 2024**

Cluster Title/Federal Grantor/Program	Type	Pass-Through Grantor	Award Identifier	Assistance Listing Number	Assistance Listing Program Title	Federal Expenditures	Passed-Through to Subrecipients
Health and Human Services, Department of	Pass-Through	The General Hospital Corporation dba The Massachusetts General Hospital	241032	93.866	Aging Research	66,872	-
Health and Human Services, Department of	Pass-Through	The General Hospital Corporation dba The Massachusetts General Hospital	243649	93.866	Aging Research	154,381	-
Health and Human Services, Department of	Pass-Through	The Icahn School of Medicine at Mount Sinai (ISMMS)	0255-H391-4609	93.866	Aging Research	117,173	-
Health and Human Services, Department of	Pass-Through	The Ohio State University	SPC-100007583 GR130222	93.866	Aging Research	96,535	-
Health and Human Services, Department of	Pass-Through	The Pennsylvania State University (Penn State)	S004979-DHHS	93.866	Aging Research	5,137	-
Health and Human Services, Department of	Pass-Through	The President and Fellows of Harvard College aka Harvard University	111356-5124911	93.866	Aging Research	115,710	-
Health and Human Services, Department of	Pass-Through	The President and Fellows of Harvard College aka Harvard University	150228.5113627.0042	93.866	Aging Research	24,345	-
Health and Human Services, Department of	Pass-Through	The Trustees of Columbia University In The City of New York dba Columbia University	1(GG012967-01)	93.866	Aging Research	31,464	-
Health and Human Services, Department of	Pass-Through	The Trustees of Columbia University In The City of New York dba Columbia University	7(GG015129-01) / SAPO G16772	93.866	Aging Research	45,604	-
Health and Human Services, Department of	Pass-Through	The Trustees of The University of Pennsylvania	5119953	93.866	Aging Research	73,980	-
Health and Human Services, Department of	Pass-Through	The Trustees of The University of Pennsylvania	582277	93.866	Aging Research	3,704	-
Health and Human Services, Department of	Pass-Through	The University of Kansas Medical Center (KUMC)	GR16827	93.866	Aging Research	16,183	-
Health and Human Services, Department of	Pass-Through	The University of Kansas Medical Center (KUMC)	GR524457	93.866	Aging Research	1,801	-
Health and Human Services, Department of	Pass-Through	The University of Texas at Dallas	170589/170587	93.866	Aging Research	25,615	-
Health and Human Services, Department of	Pass-Through	The Washington University dba Washington University In St. Louis	WU-18-295-Mod 1	93.866	Aging Research	(15,258)	-
Health and Human Services, Department of	Pass-Through	The Washington University dba Washington University In St. Louis	WU-23-0182	93.866	Aging Research	4,733	-
Health and Human Services, Department of	Pass-Through	The Washington University dba Washington University In St. Louis	WU-24-0267	93.866	Aging Research	46,320	-
Health and Human Services, Department of	Pass-Through	Translational Genomics Research Institute (TGen)	Mod 07 to SCHORK-19-04	93.866	Aging Research	116,594	-
Health and Human Services, Department of	Pass-Through	Translational Genomics Research Institute (TGen)	SCHORK-19-04	93.866	Aging Research	48,721	-
Health and Human Services, Department of	Pass-Through	Trustees of Dartmouth College	R1076	93.866	Aging Research	13,536	-
Health and Human Services, Department of	Pass-Through	Trustees of Dartmouth College	R1799	93.866	Aging Research	3,783	-
Health and Human Services, Department of	Pass-Through	University at Buffalo	R1375933	93.866	Aging Research	9,502	-
Health and Human Services, Department of	Pass-Through	University of California - Berkeley	00010174 PO#BB01637917	93.866	Aging Research	298,629	-
Health and Human Services, Department of	Pass-Through	University of California - Berkeley	00011639	93.866	Aging Research	600	-
Health and Human Services, Department of	Pass-Through	University of California - Berkeley	Amend 1 subaward 00010399	93.866	Aging Research	(25,242)	-
Health and Human Services, Department of	Pass-Through	University of California - Berkeley	GNJ7BBP73WE9	93.866	Aging Research	199,587	-
Health and Human Services, Department of	Pass-Through	University of California, Davis	A21-0732-S002	93.866	Aging Research	22,751	-
Health and Human Services, Department of	Pass-Through	University of California, Davis	A22-0492-S003	93.866	Aging Research	103,229	-
Health and Human Services, Department of	Pass-Through	University of California, San Diego	705628	93.866	Aging Research	17,407	-
Health and Human Services, Department of	Pass-Through	University of California, San Francisco (UCSF)	13249sc	93.866	Aging Research	3,593	-
Health and Human Services, Department of	Pass-Through	University of California, San Francisco (UCSF)	14815sc	93.866	Aging Research	27,469	-
Health and Human Services, Department of	Pass-Through	University of California-Santa Cruz	A20-0387-S002 P0727669	93.866	Aging Research	(2,279)	-
Health and Human Services, Department of	Pass-Through	University of Chicago	AWD101293 (SUB00000806)	93.866	Aging Research	15,156	-
Health and Human Services, Department of	Pass-Through	University of Chicago	AWD101293 (SUB00000806)	93.866	Aging Research	32,213	-
Health and Human Services, Department of	Pass-Through	University of Chicago	AWD104901 (SUB00001145)	93.866	Aging Research	186,935	-
Health and Human Services, Department of	Pass-Through	University of Florida	SUB00002437	93.866	Aging Research	52,898	-
Health and Human Services, Department of	Pass-Through	University of Maryland, Baltimore (UMB)	20902	93.866	Aging Research	42,300	-
Health and Human Services, Department of	Pass-Through	University of Maryland, College Park	118151-Z0576205	93.866	Aging Research	2,174	-
Health and Human Services, Department of	Pass-Through	University of Maryland, College Park	96373-Z0380201	93.866	Aging Research	30,042	-
Health and Human Services, Department of	Pass-Through	University of Massachusetts Boston	21-015930-A 00	93.866	Aging Research	154,614	-
Health and Human Services, Department of	Pass-Through	University of Minnesota	P010372553	93.866	Aging Research	33,391	-
Health and Human Services, Department of	Pass-Through	University of New Mexico	286066-871E	93.866	Aging Research	33,628	-
Health and Human Services, Department of	Pass-Through	University of Pittsburgh-Of The Commonwealth System of Higher Education	0058745 (131435-1)	93.866	Aging Research	6,178	-
Health and Human Services, Department of	Pass-Through	University of Pittsburgh-Of The Commonwealth System of Higher Education	AWD00002130 (138029-2)	93.866	Aging Research	15,836	-
Health and Human Services, Department of	Pass-Through	University of Pittsburgh-Of The Commonwealth System of Higher Education	AwD00002130 801181-2	93.866	Aging Research	77,989	-
Health and Human Services, Department of	Pass-Through	University of Pittsburgh-Of The Commonwealth System of Higher Education	AWD00003000 (136687-4)	93.866	Aging Research	(1,460)	-
Health and Human Services, Department of	Pass-Through	University of Pittsburgh-Of The Commonwealth System of Higher Education	AWD00003000 (136687-5)	93.866	Aging Research	(2,523)	-
Health and Human Services, Department of	Pass-Through	University of Pittsburgh-Of The Commonwealth System of Higher Education	AWD00003000 (138377-4)	93.866	Aging Research	541,749	13,568
Health and Human Services, Department of	Pass-Through	University of Pittsburgh-Of The Commonwealth System of Higher Education	AWD00003000 (138377-4)	93.866	Aging Research	13,286	-
Health and Human Services, Department of	Pass-Through	University of Pittsburgh-Of The Commonwealth System of Higher Education	AWD00003000 (138377-5)	93.866	Aging Research	410,234	16,965
Health and Human Services, Department of	Pass-Through	University of Pittsburgh-Of The Commonwealth System of Higher Education	AWD00003000 (138435-5)	93.866	Aging Research	3,014	-
Health and Human Services, Department of	Pass-Through	University of Pittsburgh-Of The Commonwealth System of Higher Education	AWD00003000 (139692-4)	93.866	Aging Research	234,360	-
Health and Human Services, Department of	Pass-Through	University of Pittsburgh-Of The Commonwealth System of Higher Education	AWD00003000 (139692-5)	93.866	Aging Research	261,530	-
Health and Human Services, Department of	Pass-Through	University of Pittsburgh-Of The Commonwealth System of Higher Education	AWD00003000 (802320-4)	93.866	Aging Research	5,116	-
Health and Human Services, Department of	Pass-Through	University of Pittsburgh-Of The Commonwealth System of Higher Education	AWD00003000 (802320-5)	93.866	Aging Research	62,511	-
Health and Human Services, Department of	Pass-Through	University of Pittsburgh-Of The Commonwealth System of Higher Education	AWD00003000(138435-4)	93.866	Aging Research	3,575	-
Health and Human Services, Department of	Pass-Through	University of Pittsburgh-Of The Commonwealth System of Higher Education	AWD00006484 (138701-1)	93.866	Aging Research	13,372	-
Health and Human Services, Department of	Pass-Through	University of Pittsburgh-Of The Commonwealth System of Higher Education	CNBA00062075 138253-1	93.866	Aging Research	75,135	-
Health and Human Services, Department of	Pass-Through	University of Pittsburgh-Of The Commonwealth System of Higher Education	CNVA00062075 (138253-1)	93.866	Aging Research	(213)	-
Health and Human Services, Department of	Pass-Through	University of Pittsburgh-Of The Commonwealth System of Higher Education	CNVA00062075 (138253-1)	93.866	Aging Research	7,925	-
Health and Human Services, Department of	Pass-Through	University of Southern California	105622532	93.866	Aging Research	2,192	-
Health and Human Services, Department of	Pass-Through	University of Southern California	107774911	93.866	Aging Research	(79)	-
Health and Human Services, Department of	Pass-Through	University of Southern California	107774911 SCON-00000177	93.866	Aging Research	816	-
Health and Human Services, Department of	Pass-Through	University of Southern California	107936883	93.866	Aging Research	78,936	-
Health and Human Services, Department of	Pass-Through	University of Southern California	124148138	93.866	Aging Research	31,855	-
Health and Human Services, Department of	Pass-Through	University of Southern California	125402769	93.866	Aging Research	(7,809)	-
Health and Human Services, Department of	Pass-Through	University of Southern California	129629634	93.866	Aging Research	2,874	-
Health and Human Services, Department of	Pass-Through	University of Southern California	129629634/SCON-00004003	93.866	Aging Research	109,266	-
Health and Human Services, Department of	Pass-Through	University of Southern California	129629634/SCON-00005632	93.866	Aging Research	393,478	-
Health and Human Services, Department of	Pass-Through	University of Southern California	137248398/ PO#10926353	93.866	Aging Research	30,959	-
Health and Human Services, Department of	Pass-Through	University of Southern California	137888156	93.866	Aging Research	61,190	-
Health and Human Services, Department of	Pass-Through	University of Southern California	140690236	93.866	Aging Research	108,790	-
Health and Human Services, Department of	Pass-Through	University of Southern California	SCON-00002964	93.866	Aging Research	31,023	-
Health and Human Services, Department of	Pass-Through	University of Southern California	SCON-00003459	93.866	Aging Research	422,737	43,623
Health and Human Services, Department of	Pass-Through	University of Southern California	SCON-00004056	93.866	Aging Research	239,342	91,641
Health and Human Services, Department of	Pass-Through	University of Southern California	SCON-00005077	93.866	Aging Research	78,169	-

**University of Michigan
Schedule of Expenditures of Federal Awards
For the Year Ended June 30, 2024**

Cluster Title/Federal Grantor/Program	Type	Pass-Through Grantor	Award Identifier	Assistance Listing Number	Assistance Listing Program Title	Federal Expenditures	Passed-Through to Subrecipients
Health and Human Services, Department of	Pass-Through	University of Southern California	SCON-00005309	93.866	Aging Research	55,223	-
Health and Human Services, Department of	Pass-Through	University of Southern California	SCON-00005439	93.866	Aging Research	33,159	-
Health and Human Services, Department of	Pass-Through	University of Southern California	SCON-00005552	93.866	Aging Research	19,996	-
Health and Human Services, Department of	Pass-Through	University of Southern California	SCON-00005648	93.866	Aging Research	128,924	-
Health and Human Services, Department of	Pass-Through	University of Southern California	SCON-00005753	93.866	Aging Research	148,073	-
Health and Human Services, Department of	Pass-Through	University of Tennessee - Health Science Center	23-4425	93.866	Aging Research	5,960	-
Health and Human Services, Department of	Pass-Through	University of Washington	UWSC13007	93.866	Aging Research	(2,092)	-
Health and Human Services, Department of	Pass-Through	University of Washington	UWSC13007	93.866	Aging Research	24,313	-
Health and Human Services, Department of	Pass-Through	University of Washington	UWSC15342	93.866	Aging Research	5,596	-
Health and Human Services, Department of	Pass-Through	University of Wisconsin	0000001258	93.866	Aging Research	102,138	-
Health and Human Services, Department of	Pass-Through	University of Wisconsin	0000002548	93.866	Aging Research	85,971	-
Health and Human Services, Department of	Pass-Through	University of Wisconsin	0000003321	93.866	Aging Research	22,486	-
Health and Human Services, Department of	Pass-Through	Vanderbilt University Medical Center	VUMC86383	93.866	Aging Research	236,508	-
Health and Human Services, Department of	Pass-Through	Virginia Polytechnic Institute and State University dba Virginia Tech	412782-19337	93.866	Aging Research	81,311	-
Health and Human Services, Department of	Pass-Through	Wake Forest Baptist Medical Center (WFBMC)	1477-32041-11000001166	93.866	Aging Research	24,351	-
Health and Human Services, Department of	Pass-Through	Wake Forest Baptist Medical Center (WFBMC)	1477-32041-11000001166	93.866	Aging Research	44,490	-
Health and Human Services, Department of	Pass-Through	Wake Forest University	1262-33664-11000000619	93.866	Aging Research	37,915	-
Health and Human Services, Department of	Pass-Through	Wayne State University	WSU18065	93.866	Aging Research	80,735	-
Health and Human Services, Department of	Pass-Through	Wayne State University	WSU22184	93.866	Aging Research	142,470	-
Health and Human Services, Department of	Pass-Through	Wayne State University	WSU23050 / Grant Index 302052	93.866	Aging Research	111,224	-
Health and Human Services, Department of	Pass-Through	Wayne State University	WSU24020 Grant Index 302169	93.866	Aging Research	203,967	-
Health and Human Services, Department of	Pass-Through	Yale University	GR105746(CON-80001781)	93.866	Aging Research	(155)	-
						\$ 121,167,594	\$ 12,556,106
						\$ 41,633	\$ -
Health and Human Services, Department of	Direct		1 F31 EY035557-01	93.867	Vision Research		
Health and Human Services, Department of	Direct		1 R01 EY033527-01A1	93.867	Vision Research	329,416	-
Health and Human Services, Department of	Direct		1 R01 EY034325 01A1	93.867	Vision Research	332,780	16,000
Health and Human Services, Department of	Direct		5 F32 EY034760-02	93.867	Vision Research	59,392	-
Health and Human Services, Department of	Direct		5 K08 EY 032991 03	93.867	Vision Research	237,994	-
Health and Human Services, Department of	Direct		5 K08 EY031757-05	93.867	Vision Research	233,912	-
Health and Human Services, Department of	Direct		5 K08 EY032098 04	93.867	Vision Research	225,354	-
Health and Human Services, Department of	Direct		5 K08 EY033420 03	93.867	Vision Research	217,197	-
Health and Human Services, Department of	Direct		5 K12 EY022299-10	93.867	Vision Research	(263)	-
Health and Human Services, Department of	Direct		5 K12 EY022299-12	93.867	Vision Research	482,706	-
Health and Human Services, Department of	Direct		5 K23EY027849 05	93.867	Vision Research	(956)	-
Health and Human Services, Department of	Direct		5 P30 EY007003-38	93.867	Vision Research	816,776	-
Health and Human Services, Department of	Direct		5 R00 EY031783 04	93.867	Vision Research	288,989	-
Health and Human Services, Department of	Direct		5 R00 EY034200-04	93.867	Vision Research	161,820	-
Health and Human Services, Department of	Direct		5 R01 EY012021-26	93.867	Vision Research	459,320	-
Health and Human Services, Department of	Direct		5 R01 EY024996-06	93.867	Vision Research	347,200	-
Health and Human Services, Department of	Direct		5 R01 EY029349-05	93.867	Vision Research	43,512	-
Health and Human Services, Department of	Direct		5 R01 EY029675-05	93.867	Vision Research	510,141	-
Health and Human Services, Department of	Direct		5 R01 EY030989 05	93.867	Vision Research	548,712	-
Health and Human Services, Department of	Direct		5 R01 EY031033-04	93.867	Vision Research	371,079	86,680
Health and Human Services, Department of	Direct		5 R01 EY031961 04	93.867	Vision Research	554,616	-
Health and Human Services, Department of	Direct		5 R01 EY032475 03	93.867	Vision Research	763,727	240,887
Health and Human Services, Department of	Direct		5 R01 EY032491 03	93.867	Vision Research	585,862	-
Health and Human Services, Department of	Direct		5 R01 EY032867-04	93.867	Vision Research	461,786	-
Health and Human Services, Department of	Direct		5 R01EY020823-10	93.867	Vision Research	560,615	-
Health and Human Services, Department of	Direct		5 R01EY031337 05	93.867	Vision Research	896,175	84,166
Health and Human Services, Department of	Direct		5 R21 EY034182 02	93.867	Vision Research	180,222	-
Health and Human Services, Department of	Direct		5 R25 EY032739-03	93.867	Vision Research	87,945	25,053
Health and Human Services, Department of	Direct		55 R01 EY034479 02	93.867	Vision Research	384,979	116,287
Health and Human Services, Department of	Direct		7 R01 EY029409 05	93.867	Vision Research	385,138	-
Health and Human Services, Department of	Direct		T32 EY013934	93.867	Vision Research	(11,606)	-
Health and Human Services, Department of	Direct		T32 EY013934	93.867	Vision Research	170,035	-
Health and Human Services, Department of	Pass-Through	Duke University	303002936	93.867	Vision Research	53,902	-
Health and Human Services, Department of	Pass-Through	Michigan State University (MSU)	RC112911A	93.867	Vision Research	17,883	-
Health and Human Services, Department of	Pass-Through	Northwestern University	60064890 UMICH	93.867	Vision Research	383,804	-
Health and Human Services, Department of	Pass-Through	Oregon Health and Science University	1019606	93.867	Vision Research	38,238	-
Health and Human Services, Department of	Pass-Through	Oregon Health and Science University	1019606 UMICH	93.867	Vision Research	2,067	-
Health and Human Services, Department of	Pass-Through	Purdue University	11001214-033	93.867	Vision Research	181,546	-
Health and Human Services, Department of	Pass-Through	Stanford University	63062642-227303	93.867	Vision Research	33,358	-
Health and Human Services, Department of	Pass-Through	University at Buffalo	R1269800	93.867	Vision Research	(208)	-
Health and Human Services, Department of	Pass-Through	University of California - Berkeley	00011260	93.867	Vision Research	51,240	-
Health and Human Services, Department of	Pass-Through	University of California, San Francisco (UCSF)	14405se	93.867	Vision Research	273,302	-
Health and Human Services, Department of	Pass-Through	University of Kansas	FY2019-038-M3	93.867	Vision Research	74,373	-
Health and Human Services, Department of	Pass-Through	University of Kentucky	3200005884-24-156	93.867	Vision Research	57,155	-
						\$ 11,892,868	\$ 569,073
Health and Human Services, Department of	Pass-Through	University of California, San Francisco (UCSF)	12088sc	93.874	Strengthening the Public Health System in US-affiliated Pacific Islands	\$ 43,166	\$ -
Health and Human Services, Department of	Direct		2 R01 LM012373-08	93.879	Medical Library Assistance	\$ 111,090	\$ -
Health and Human Services, Department of	Direct		5 G08 LM014295 02	93.879	Medical Library Assistance	75,447	-
Health and Human Services, Department of	Direct		5 R01 LM012373-06	93.879	Medical Library Assistance	33,686	-
Health and Human Services, Department of	Direct		5 R01 LM012907-04	93.879	Medical Library Assistance	249,917	-
Health and Human Services, Department of	Direct		5 R01 LM013325-04	93.879	Medical Library Assistance	159,060	-
Health and Human Services, Department of	Direct		5 R01 LM0136241-04	93.879	Medical Library Assistance	350,269	-

**University of Michigan
Schedule of Expenditures of Federal Awards
For the Year Ended June 30, 2024**

Cluster Title/Federal Grantor/Program	Type	Pass-Through Grantor	Award Identifier	Assistance Listing Number	Assistance Listing Program Title	Federal Expenditures	Passed-Through to Subrecipients
Health and Human Services, Department of	Direct		5 R01 LM013894-04	93.879	Medical Library Assistance	363,058	-
						\$ 1,337,527	\$ -
Health and Human Services, Department of	Direct		1R21AI168606-02	93.885	Cell and Gene Therapy (CGT) Access Model	132,891	-
Health and Human Services, Department of	Pass-Through	Michigan, State of, Health and Human Services, Department of	E20224987-00	93.889	National Bioterrorism Hospital Preparedness Program	(413)	-
Health and Human Services, Department of	Pass-Through	Michigan, State of, Health and Human Services, Department of	E20232925-00	93.889	National Bioterrorism Hospital Preparedness Program	5	-
Health and Human Services, Department of	Pass-Through	Michigan, State of, Health and Human Services, Department of	E20234533-00 BP-STRBURN	93.889	National Bioterrorism Hospital Preparedness Program	25,671	-
Health and Human Services, Department of	Pass-Through	University Hospitals Cleveland Medical Center	U3REP190615	93.889	National Bioterrorism Hospital Preparedness Program	70,470	-
Health and Human Services, Department of	Pass-Through	University Hospitals Cleveland Medical Center	U3REP190615-01-06	93.889	National Bioterrorism Hospital Preparedness Program	96,564	-
Health and Human Services, Department of	Pass-Through	University Hospitals Cleveland Medical Center	WS 2021-1129	93.889	National Bioterrorism Hospital Preparedness Program	4,515	-
						\$ 196,812	\$ -
Health and Human Services, Department of	Pass-Through	The Brigham and Women's Hospital, Inc.	124109	93.893	Health Care and Public Health (HPH) Sector Information Sharing and Analysis Organization (ISAO)	784	-
Health and Human Services, Department of	Pass-Through	Michigan, State of, Health and Human Services, Department of	E20234983-00 (HIVPR-UM)	93.940	HIV Prevention Activities Health Department Based Cooperative Agreements to Support State-Based Safe Motherhood and Infant Health Initiative Programs	7,780	-
Health and Human Services, Department of	Pass-Through	Michigan, State of, Health and Human Services, Department of	E20232257-00 BM (RPCS_UM)	93.946	Cooperative Agreements to Support State-Based Safe Motherhood and Infant Health Initiative Programs	11,317	-
Health and Human Services, Department of	Pass-Through	Michigan, State of, Health and Human Services, Department of	Project BJ (RPCS-UM) E20242491	93.946		426,009	-
						\$ 437,326	\$ -
Health and Human Services, Department of	Direct		5 FPR PA006073 03	93.974	Family Planning Service Delivery Improvement Research Grants	431,783	261,660
Health and Human Services, Department of	Direct		5 D43 TW009883 10	93.989	International Research and Research Training	311,771	101,992
Health and Human Services, Department of	Direct		5 D43 TW012027-04	93.989	International Research and Research Training	202,177	33,175
Health and Human Services, Department of	Direct		5 K01 TW012166-03	93.989	International Research and Research Training	180,630	-
Health and Human Services, Department of	Pass-Through	University of Virginia	GR101859.SUB00000714	93.989	International Research and Research Training	130,215	-
Health and Human Services, Department of	Pass-Through	University of Washington	UWSC14258	93.989	International Research and Research Training	201,483	-
						\$ 1,026,276	\$ 135,167
Health and Human Services, Department of	Direct		21IPA2110333-MOD-3	93.RD		68,691	-
Health and Human Services, Department of	Direct		21IPA2113467	93.RD		16,728	-
Health and Human Services, Department of	Direct		21IPA2113467	93.RD		52,578	-
Health and Human Services, Department of	Direct		21IPA2116243 M01	93.RD		5,351	-
Health and Human Services, Department of	Direct		22IPA2110333-MOD 1 MOD 2	93.RD		(14,048)	-
Health and Human Services, Department of	Direct		75D30121C11058	93.RD		70,449	-
Health and Human Services, Department of	Direct		75F40120C00195	93.RD		58,538	6,148
Health and Human Services, Department of	Direct		75F40121C00148	93.RD		349,805	72,427
Health and Human Services, Department of	Direct		75F40121C00148	93.RD		288,873	51,290
Health and Human Services, Department of	Direct		75FCMC18D0041	93.RD		7	-
Health and Human Services, Department of	Direct		75FCMC18D0041/75FCMC18F0001	93.RD		572,074	-
Health and Human Services, Department of	Direct		75N92023F00001-TA1	93.RD		1,151,356	-
Health and Human Services, Department of	Direct		75N92023F00001-TA2	93.RD		2,738,901	375,045
Health and Human Services, Department of	Direct		75N92023P00144	93.RD		94,876	-
Health and Human Services, Department of	Direct		75N95019C00017	93.RD		(1,161)	-
Health and Human Services, Department of	Direct		75N95019C00017	93.RD		372,100	-
Health and Human Services, Department of	Direct		75N95019C00017	93.RD		23,418	-
Health and Human Services, Department of	Direct		75N95019C00017	93.RD		532,367	-
Health and Human Services, Department of	Direct		75N95021P00590	93.RD		3,501	-
Health and Human Services, Department of	Direct		75N95024C00005	93.RD		142,519	-
Health and Human Services, Department of	Direct		75N95024C00005	93.RD		183,707	-
Health and Human Services, Department of	Direct		75N98022C00022	93.RD		906,752	-
Health and Human Services, Department of	Direct		75N98022C00022	93.RD		89,418	-
Health and Human Services, Department of	Direct		75N98022C00022	93.RD		324,677	-
Health and Human Services, Department of	Direct		HHSF223201810187C	93.RD		179,902	-
Health and Human Services, Department of	Direct		HHSN2682018000021	93.RD		(63,453)	(40,823)
Health and Human Services, Department of	Direct		HHSN2682018000021-T01	93.RD		1,305	-
Health and Human Services, Department of	Direct		HHSN2682018000021-T02	93.RD		105,311	86,109
Health and Human Services, Department of	Direct		HHSN271201400033C	93.RD		(16,311)	-
Health and Human Services, Department of	Direct		HHSP233201800021C-CLIN 4	93.RD		1,217	-
Health and Human Services, Department of	Direct		IP1281996	93.RD		196,340	-
Health and Human Services, Department of	Direct		IPA Agreement	93.RD		124,103	-
Health and Human Services, Department of	Direct		Letter agreement	93.RD		(213)	-
Health and Human Services, Department of	Direct		RCF Award Co-Sponsorship Agree	93.RD		10,000	-
Health and Human Services, Department of	Direct		1 R01 EY035016 01A	93.RD		92,073	-
Health and Human Services, Department of	Direct		7 R01 NS113233 05	93.RD		278,274	152,888
Health and Human Services, Department of	Pass-Through	Abt Associates, Inc.	53977	93.RD		14,813	-
Health and Human Services, Department of	Pass-Through	Abt Associates, Inc.	54458	93.RD		216,654	-
Health and Human Services, Department of	Pass-Through	Abt Associates, Inc.	54458	93.RD		351,490	-
Health and Human Services, Department of	Pass-Through	Altarum Institute	SC-20-011	93.RD		25,633	-
Health and Human Services, Department of	Pass-Through	American Indian Health and Family Services of SE Michigan, Inc (AIHFS)	RA Eff:07/31/19	93.RD		29,322	-
Health and Human Services, Department of	Pass-Through	Arbor Medical Innovations, LLC	Research Agreement	93.RD		83,368	-
Health and Human Services, Department of	Pass-Through	Arbor Research Collaborative For Health	579996 / Contract# 10064328	93.RD		(77)	-
Health and Human Services, Department of	Pass-Through	Arbor Research Collaborative For Health	75FCMC18D0016	93.RD		416,779	-
Health and Human Services, Department of	Pass-Through	Argonne National Laboratory	1F-60255	93.RD		201,217	-
Health and Human Services, Department of	Pass-Through	Baystate Medical Center	21-114-1	93.RD		6,990	-
Health and Human Services, Department of	Pass-Through	Baystate Medical Center	21-114-1	93.RD		39,276	-
Health and Human Services, Department of	Pass-Through	BlueWillow Biologics, Inc.	Research Agreement	93.RD		(93)	-
Health and Human Services, Department of	Pass-Through	Center for Healthcare Research & Transformation	SIN LHS Award Letter	93.RD		35,000	-
Health and Human Services, Department of	Pass-Through	Critical Path Institute	FDA- U01FD007464-UoIM2022	93.RD		19,656	-
Health and Human Services, Department of	Pass-Through	Critical Path Institute	FDA- U01FD007466-UoIM2022	93.RD		17,611	-

**University of Michigan
Schedule of Expenditures of Federal Awards
For the Year Ended June 30, 2024**

Cluster Title/Federal Grantor/Program	Type	Pass-Through Grantor	Award Identifier	Assistance Listing Number	Assistance Listing Program Title	Federal Expenditures	Passed-Through to Subrecipients
Health and Human Services, Department of	Pass-Through	The Icahn School of Medicine at Mount Sinai (ISMMS)	0258-A457-4609	93.RD		39,484	-
Health and Human Services, Department of	Pass-Through	The Icahn School of Medicine at Mount Sinai (ISMMS)	0258-B457-4609	93.RD		189,558	-
Health and Human Services, Department of	Pass-Through	The Trustees of The University of Pennsylvania	53778/03	93.RD		967,388	-
Health and Human Services, Department of	Pass-Through	The Trustees of The University of Pennsylvania	56631/PO 4712124	93.RD		58,362	-
Health and Human Services, Department of	Pass-Through	The Trustees of The University of Pennsylvania	580638	93.RD		181	-
Health and Human Services, Department of	Pass-Through	The Trustees of The University of Pennsylvania	580638/PO4985477	93.RD		36,629	-
Health and Human Services, Department of	Pass-Through	The Trustees of The University of Pennsylvania	584518	93.RD		(59,430)	(472)
Health and Human Services, Department of	Pass-Through	The Trustees of The University of Pennsylvania	589786	93.RD		174,383	-
Health and Human Services, Department of	Pass-Through	The Trustees of The University of Pennsylvania	77638/PO 5244600	93.RD		295,174	-
Health and Human Services, Department of	Pass-Through	Therapeutics System Research Lab, Inc. (TSRL, Inc.)	Subcontract	93.RD		259,419	-
Health and Human Services, Department of	Pass-Through	United Automobile Workers	Amendment #4	93.RD		2,490	-
Health and Human Services, Department of	Pass-Through	United Automobile Workers	Amendment 5	93.RD		197,556	-
Health and Human Services, Department of	Pass-Through	University at Buffalo	R1330250	93.RD		1,808	-
Health and Human Services, Department of	Pass-Through	University at Buffalo	R1379855	93.RD		9,530	-
Health and Human Services, Department of	Pass-Through	University of Chicago	AWD0101462-T	93.RD		96,269	-
Health and Human Services, Department of	Pass-Through	University of Chicago	AWD0101462-T 75N92023F00001	93.RD		28,998	-
Health and Human Services, Department of	Pass-Through	University of Chicago	AWD101462T	93.RD		(823)	-
Health and Human Services, Department of	Pass-Through	University of Wisconsin	0000002566	93.RD		9,321	-
Health and Human Services, Department of	Pass-Through	Vanderbilt University	VUMC 93685	93.RD		(106)	-
Health and Human Services, Department of	Pass-Through	Vanderbilt University	VUMC106653	93.RD		51,269	-
Health and Human Services, Department of	Pass-Through	Vanderbilt University Medical Center	VUMC118760	93.RD		125,817	-
Health and Human Services, Department of	Pass-Through	Westat, Inc.	6757-00-S001	93.RD		266,525	-
Health and Human Services, Department of	Pass-Through	Westat, Inc.	6859-00-S001	93.RD		34,536	-
Health and Human Services, Department of	Pass-Through	Community Foundation for Southeast Michigan	SOR2022104	93.RD		176,389	-
Health and Human Services, Department of	Pass-Through	Community Mental Health Partnership of Southeast Michigan	C24040	93.RD		70,088	-
Health and Human Services, Department of	Pass-Through	Indiana University	7875_MICH PO0725255	93.RD		49,296	-
Health and Human Services, Department of	Pass-Through	Michigan, State of, Health and Human Services, Department of	E20241916-00 J CSHCA	93.RD		11,999	-
Health and Human Services, Department of	Pass-Through	The General Hospital Corporation dba The Massachusetts General Hospital	242018	93.RD		67,429	-
Health and Human Services, Department of	Pass-Through	United Automobile Workers	Amendment #6	93.RD		13,760	-
Health and Human Services, Department of	Pass-Through	University of Washington	UWSC13053	93.RD		40,852	-
Health and Human Services, Department of	Pass-Through	Feonix - Mobility Rising	Subaward Agreement	93.RD		56,044	-
Health and Human Services, Department of	Pass-Through	New York University Grossman School of Medicine	PATHO-PH2-SUB_20_23	93.RD		89,598	52,802
Health and Human Services, Department of	Pass-Through	The Trustees of Columbia University In The City of New York dba Columbia University	24(GG015997-03)	93.RD		61,448	-
Health and Human Services, Department of	Pass-Through	University of North Carolina at Chapel Hill	5116542	93.RD		(225)	-
Health and Human Services, Department of	Pass-Through	Westat, inc.	6922-03-COVID-S0008	93.RD		1,408,715	-
Health and Human Services, Department of	Pass-Through	Westat, inc.	6922-03-COVID-S008	93.RD		(30,089)	-
Health and Human Services, Department of	Pass-Through	Westat, inc.	6922-03-COVID-S008	93.RD		182,575	-
Health and Human Services, Department of	Pass-Through	Westat, Inc.	SUB-0TA NO. 6922-03-COVID-S000	93.RD		28,467	-
			Total Health and Human Services, Department of			\$ 23,727,285	\$ 1,645,708
						\$ 860,385,211	\$ 85,398,880
Social Security Administration	Direct		1 RDR23000008-01-00	96.007	Social Security Research and Demonstration	\$ 222,515	\$ 47,033
Social Security Administration	Direct		5 RDR18000002-03-00	96.007	Social Security Research and Demonstration	3,059	1,961
Social Security Administration	Direct		5 RDR18000002-05-00	96.007	Social Security Research and Demonstration	2,064,815	1,607,315
Social Security Administration	Direct		6 RDR18000002-04-01	96.007	Social Security Research and Demonstration	378,296	378,296
			Total Social Security Administration			\$ 2,668,685	\$ 2,034,605
Homeland Security, Department of	Direct		EMW-2022-FP-00711	97.044	Assistance to Firefighters Grant	\$ 138,945	\$ 7,781
Homeland Security, Department of	Pass-Through	University of Arizona	641835	97.044	Assistance to Firefighters Grant	106,859	-
Homeland Security, Department of	Pass-Through	University of Arizona	643541	97.044	Assistance to Firefighters Grant	109,537	-
Homeland Security, Department of	Pass-Through	University of Arizona	643541	97.044	Assistance to Firefighters Grant	47,257	-
						\$ 402,598	\$ 7,781
Homeland Security, Department of	Pass-Through	University of Illinois-Urbana-Champaign	077083-18658	97.061	Centers for Homeland Security	\$ (3,173)	\$ 1,638
					Homeland Security Research, Development, Testing, Evaluation and Demonstration of Technologies Related to Countering Weapons of Mass Destruction		
Homeland Security, Department of	Direct		21CWDARI00040-02-00	97.077	Homeland Security Research, Development, Testing, Evaluation and Demonstration of Technologies Related to Countering Weapons of Mass Destruction	\$ 392,977	\$ -
Homeland Security, Department of	Pass-Through	The Pennsylvania State University (Penn State)	SA23.21	97.077	Homeland Security Research, Development, Testing, Evaluation and Demonstration of Technologies Related to Countering Weapons of Mass Destruction	234,413	-
			Total Homeland Security, Department of			\$ 1,026,815	\$ 9,419
United States Agency for International Development	Pass-Through	Georgia Institute of Technology	AWD-002429-S1	98.001	USAID Foreign Assistance for Programs Overseas	\$ 175,576	\$ -
United States Agency for International Development	Pass-Through	University of California, Davis	A20-1825-S007	98.001	USAID Foreign Assistance for Programs Overseas	135,216	-
United States Agency for International Development	Pass-Through	VisionSpring, Inc.	7200AA19FA00019	98.001	USAID Foreign Assistance for Programs Overseas	67,102	-
			Total United States Agency for International Development			\$ 377,894	\$ -
Consumer Financial Protection Bureau	Direct		IPA - Zafar, Basit	99.RD		\$ 20,300	\$ -
Consumer Financial Protection Bureau	Direct		IPA Agreement	99.RD		70,813	-
			Total Consumer Financial Protection Bureau			\$ 91,113	\$ -
Director of National Intelligence, Office of the	Pass-Through	BlueHalo, LLC	Proposal No. LCH051623-5204-01	99.RD		\$ 485,516	\$ -
Director of National Intelligence, Office of the	Pass-Through	SRI International	POT1249	99.RD		409,203	-
Director of National Intelligence, Office of the	Pass-Through	University of Southern California	SCON-00004060	99.RD		309,204	-
			Total Director of National Intelligence, Office of the			\$ 1,203,923	\$ -

**University of Michigan
Schedule of Expenditures of Federal Awards
For the Year Ended June 30, 2024**

Cluster Title/Federal Grantor/Program	Type	Pass-Through Grantor	Award Identifier	Assistance Listing Number	Assistance Listing Program Title	Federal Expenditures	Passed-Through to Subrecipients
Government Accountability Office	Pass-Through	ICF Incorporated, LLC	98400	99.RD		\$ 18,341	\$ -
			Total Government Accountability Office			<u>\$ 18,341</u>	<u>\$ -</u>
Millennium Challenge Corporation	Direct		95332420C0056	99.RD		\$ 182,577	\$ -
			Total Millennium Challenge Corporation			<u>\$ 182,577</u>	<u>\$ -</u>
United States Agency for Global Media	Pass-Through	Open Technology Fund (OTF)	B00225-1107-00	99.RD		\$ 2,491	\$ -
			Total United States Agency for Global Media			<u>\$ 2,491</u>	<u>\$ -</u>
United States Botanic Garden	Pass-Through	American Public Gardens Association (APGA)	Award Document	99.RD		\$ 32,149	\$ -
			Total United States Botanic Garden			<u>\$ 32,149</u>	<u>\$ -</u>
Total Research and Development Cluster						<u>\$ 1,251,503,469</u>	<u>\$ 142,250,049</u>
OTHER PROGRAMS							
Agriculture, Department of	Direct		Agreement	10.766	Community Facilities Loans and Grants	\$ 1,000,000	\$ -
			Total Agriculture, Department of			<u>\$ 1,000,000</u>	<u>\$ -</u>
Defense, Department of	Direct		W81XWH2211024	12.400	Military Construction, National Guard	\$ 501,235	\$ -
Defense, Department of	Pass-Through	The Trustees of The University of Pennsylvania	583239	12.400	Military Construction, National Guard	34,405	-
Defense, Department of	Pass-Through	The Trustees of The University of Pennsylvania	RIS # 65041/00	12.400	Military Construction, National Guard	3,040	-
			Total Defense, Department of			<u>\$ 538,680</u>	<u>\$ -</u>
Justice, Department of	Pass-Through	Michigan, State of, State Police	SCIP-02	16.738	Edward Byrne Memorial Justice Assistance Grant Program	\$ 112,945	\$ -
Justice, Department of	Pass-Through	National Police Foundation	Agreement/Addendum	16.738	Edward Byrne Memorial Justice Assistance Grant Program	40,964	-
			Total Justice, Department of			<u>\$ 153,909</u>	<u>\$ -</u>
Transportation, Department of	Pass-Through	Michigan Fitness Foundation	UMSRTS01	20.205	Highway Planning and Construction	\$ 10,216	\$ -
Transportation, Department of	Pass-Through	Ohio University	UT22650	20.205	Highway Planning and Construction	61,611	-
			Total Transportation, Department of			<u>\$ 71,827</u>	<u>\$ -</u>
Treasury, Department of the	Pass-Through	Michigan Public Health Institute (MPHI)	SLT0040	21.019	COVID-19 Coronavirus Relief Fund	\$ (4,432)	\$ -
Treasury, Department of the	Pass-Through	Ann Arbor, City of	Agreement Award	21.027	COVID-19 CORONAVIRUS STATE AND LOCAL FISCAL RECOVERY FUNDS	\$ 487,920	\$ -
Treasury, Department of the	Pass-Through	Michigan Campus Compact/Michigan Nonprofit Association	0000003902	21.027	COVID-19 CORONAVIRUS STATE AND LOCAL FISCAL RECOVERY FUNDS	27,925	-
Treasury, Department of the	Pass-Through	Michigan Campus Compact/Michigan Nonprofit Association	0000004204	21.027	COVID-19 CORONAVIRUS STATE AND LOCAL FISCAL RECOVERY FUNDS	34,793	-
Treasury, Department of the	Pass-Through	Michigan Campus Compact/Michigan Nonprofit Association	0000004595	21.027	COVID-19 CORONAVIRUS STATE AND LOCAL FISCAL RECOVERY FUNDS	31,736	-
Treasury, Department of the	Pass-Through	Michigan Campus Compact/Michigan Nonprofit Association	0000004597	21.027	COVID-19 CORONAVIRUS STATE AND LOCAL FISCAL RECOVERY FUNDS	30,184	-
Treasury, Department of the	Pass-Through	Michigan Health and Hospital Association, (MHA)	COVID Funding	21.027	COVID-19 CORONAVIRUS STATE AND LOCAL FISCAL RECOVERY FUNDS	4,900,000	-
Treasury, Department of the	Pass-Through	Michigan Health and Hospital Association, (MHA)	West Covid	21.027	COVID-19 CORONAVIRUS STATE AND LOCAL FISCAL RECOVERY FUNDS	850,000	-
Treasury, Department of the	Pass-Through	Washtenaw, County of	#55854 ARPA Award	21.027	COVID-19 CORONAVIRUS STATE AND LOCAL FISCAL RECOVERY FUNDS	43,922	-
Treasury, Department of the	Pass-Through	Washtenaw, County of	55096	21.027	COVID-19 CORONAVIRUS STATE AND LOCAL FISCAL RECOVERY FUNDS	498,648	55,000
Treasury, Department of the	Pass-Through	Washtenaw, County of	ARPA Award	21.027	COVID-19 CORONAVIRUS STATE AND LOCAL FISCAL RECOVERY FUNDS	123,335	-
			Total Treasury, Department of the			<u>\$ 7,028,463</u>	<u>\$ 55,000</u>
National Foundation on the Arts and the Humanities	Pass-Through	Michigan Humanities Council	HU012-24	45.129	Promotion of the Humanities Federal/State Partnership	\$ 4,976	\$ -
National Foundation on the Arts and the Humanities	Pass-Through	Michigan Humanities Council	HU053-23	45.129	Promotion of the Humanities Federal/State Partnership	7,789	-
National Foundation on the Arts and the Humanities	Pass-Through	Michigan Humanities Council	HU055-23	45.129	Promotion of the Humanities Federal/State Partnership	10,051	-
National Foundation on the Arts and the Humanities	Pass-Through	Michigan Humanities Council	HU062-23	45.129	Promotion of the Humanities Federal/State Partnership	20,000	-
National Foundation on the Arts and the Humanities	Pass-Through	Michigan Humanities Council	UWS023-002	45.129	Promotion of the Humanities Federal/State Partnership	15,457	-
National Foundation on the Arts and the Humanities	Pass-Through	Michigan Humanities Council	UWS024-003	45.129	Promotion of the Humanities Federal/State Partnership	6,022	-
			Total National Foundation on the Arts and the Humanities			<u>\$ 64,295</u>	<u>\$ -</u>
Energy, Department of	Pass-Through	Michigan, State of, Environment, Great Lakes, and Energy, Department of	MEO-21-082	81.041	State Energy Program	\$ 507,115	\$ -
			Total Energy, Department of			<u>\$ 507,115</u>	<u>\$ -</u>
Health and Human Services, Department of	Pass-Through	Michigan, State of, Health and Human Services, Department of	E20221497-00	93.268	Immunization Cooperative Agreements	\$ (1,068)	\$ -
Health and Human Services, Department of	Pass-Through	Michigan, State of, Health and Human Services, Department of	E20221867-00 / P	93.268	Immunization Cooperative Agreements	952	-
Health and Human Services, Department of	Pass-Through	Michigan, State of, Health and Human Services, Department of	E20233503-00 AC MDQE	93.268	Immunization Cooperative Agreements	19,636	-
Health and Human Services, Department of	Pass-Through	Michigan, State of, Health and Human Services, Department of	E20242271-00 AD MDQE	93.268	Immunization Cooperative Agreements	53,053	-
Health and Human Services, Department of	Pass-Through	Michigan, State of, Health and Human Services, Department of	E20244893-00 MIHLD	93.268	Immunization Cooperative Agreements	14,649	-
						<u>\$ 87,222</u>	<u>\$ -</u>
Health and Human Services, Department of	Pass-Through	Michigan, State of, Health and Human Services, Department of	E20235485-00 CE (CWESP-UM)	93.658	Foster Care Title IV-E	\$ 172,667	\$ -
Health and Human Services, Department of	Pass-Through	Wellness Networks Inc. (dba UNIFIED - HIV Health and Beyond)	Subcontract Stigma Project	93.914	HIV Emergency Relief Project Grants	\$ 14,801	\$ -
Health and Human Services, Department of	Pass-Through	Michigan, State of, Health and Human Services, Department of	E20232328-003 AB (HIVCC)	93.917	HIV Care Formula Grants	\$ 107,859	\$ -
Health and Human Services, Department of	Pass-Through	Michigan, State of, Health and Human Services, Department of	E20232634-00 CA (TURP-UM)	93.917	HIV Care Formula Grants	36,612	-

**University of Michigan
Schedule of Expenditures of Federal Awards
For the Year Ended June 30, 2024**

Cluster Title/Federal Grantor/Program	Type	Pass-Through Grantor	Award Identifier	Assistance Listing Number	Assistance Listing Program Title	Federal Expenditures	Passed-Through to Subrecipients
Health and Human Services, Department of	Pass-Through	Michigan, State of, Health and Human Services, Department of	E20241829-00 BT (TURP-UM)	93.917	HIV Care Formula Grants	106,317	-
Health and Human Services, Department of	Pass-Through	Michigan, State of, Health and Human Services, Department of	E20244152-00 AB (HIVCC-UM)	93.917	HIV Care Formula Grants	312,151	-
						\$ 562,939	\$ -
Health and Human Services, Department of	Direct		6 H76HA00182-26-00	93.918	Grants to Provide Outpatient Early Intervention Services with Respect to HIV Disease	\$ (337)	\$ -
Health and Human Services, Department of	Direct		6 H76HA00182-28-04	93.918	Grants to Provide Outpatient Early Intervention Services with Respect to HIV Disease	571,863	-
						\$ 571,526	\$ -
Health and Human Services, Department of	Pass-Through	Michigan, State of, Health and Human Services, Department of	E20233263-00 / Project AH	93.958	Block Grants for Community Mental Health Services	\$ 96,926	\$ -
Health and Human Services, Department of	Pass-Through	Michigan, State of, Health and Human Services, Department of	E20242256-00 / A1	93.958	Block Grants for Community Mental Health Services	192,188	-
						\$ 289,114	\$ -
Health and Human Services, Department of	Pass-Through	Michigan, State of, Health and Human Services, Department of	E20231891-00 AP METFO	93.994	Maternal and Child Health Services Block Grant to the States	\$ 1,713	\$ -
Health and Human Services, Department of	Pass-Through	Michigan, State of, Health and Human Services, Department of	E20232093-00 T FASD	93.994	Maternal and Child Health Services Block Grant to the States	3,485	-
Health and Human Services, Department of	Pass-Through	Michigan, State of, Health and Human Services, Department of	E20232257-00 BM (RPCS_UM)	93.994	Maternal and Child Health Services Block Grant to the States	26,946	-
Health and Human Services, Department of	Pass-Through	Michigan, State of, Health and Human Services, Department of	E20241950-00 S FASD	93.994	Maternal and Child Health Services Block Grant to the States	12,489	-
Health and Human Services, Department of	Pass-Through	Michigan, State of, Health and Human Services, Department of	E20242257-00 AN METFO	93.994	Maternal and Child Health Services Block Grant to the States	3,619	-
						\$ 48,252	\$ -
			Total Health and Human Services, Department of			\$ 1,746,521	\$ -
Corporation for National and Community Service	Pass-Through	National College Advising Corps	Contract	94.006	AmeriCorps State and National 94.006	\$ 342,937	\$ -
Corporation for National and Community Service	Pass-Through	National College Advising Corps	Grant Agreement	94.006	AmeriCorps State and National 94.006	12	-
Corporation for National and Community Service	Pass-Through	National College Advising Corps	Grant Agreement	94.006	AmeriCorps State and National 94.006	19,740	-
			Total Corporation for National and Community Service			\$ 362,689	\$ -
Homeland Security, Department of	Pass-Through	Michigan, State of, State Police	PA-05-MI-4494-PW-00135(0)	97.036	Disaster Grants - Public Assistance (Presidentially Declared Disasters)	\$ (100,000)	\$ -
Homeland Security, Department of	Pass-Through	Michigan, State of, State Police	PA-05-MI-4494-PW-0017(0)	97.036	Disaster Grants - Public Assistance (Presidentially Declared Disasters)	(2,879,581)	-
			Total Homeland Security, Department of			\$ (2,979,581)	\$ -
			Total Other Programs			\$ 8,489,486	\$ 55,000
			Total Federal Expenditures			\$ 1,718,276,622	\$ 143,273,660

University of Michigan
Notes to Schedule of Expenditures of Federal Awards
For the Year Ended June 30, 2024

1. Summary of Significant Accounting Policies

The accompanying Schedule of Expenditures of Federal Awards (the “SEFA”) includes all federal grant transaction activity of the University of Michigan (the “University”) recorded on the accrual basis of accounting unless otherwise directed by the terms and conditions of the underlying awards. The information in the SEFA is presented in accordance with Title 2 U.S. *Code of Federal Regulations* Part 200, *Uniform Administrative Requirements, Cost Principles and Audit Requirements for Federal Awards* (the “Uniform Guidance”). As the SEFA presents only the federal award activity of the University, it is not intended to and does not present the net position, changes in net position and cash flows of the University.

Negative amounts presented in the SEFA represent adjustments, in the normal course of business, to expenditures reported in prior years. Complete Assistance Listing numbers and pass-through numbers are provided on the SEFA when available.

2. Indirect Costs

The University applies its predetermined approved facilities and administrative rate when charging indirect costs to federal awards rather than the 10 percent de minimus cost rate as described in Section 200.414 of the Uniform Guidance. The indirect cost rates approved by the University’s cognizant agency, the Department of Health and Human Services, for organized research, instruction and other sponsored activities through June 30, 2024 are as follows:

	July 1, 2023 – <u>June 30, 2024</u>
On-campus organized research	56%
On-campus instruction	54%
On-campus other sponsored activities	29%
Off-campus all programs	26%

University of Michigan
Notes to Schedule of Expenditures of Federal Awards
For the Year Ended June 30, 2024

3. University-Administered Federal Loan Programs

The federal loan programs listed below are administered directly by the University and outstanding balances related to these programs are included in the University's financial statements. The amount of loans outstanding at the beginning of the year, loans made during the year and the administrative cost allowance are included in the SEFA. The balance of loans outstanding at June 30, 2024 consists of:

	<u>Assistance Listing Number</u>	<u>Outstanding Balance at June 30, 2024</u>
Department of Education, Federal Perkins Program	84.038	<u>\$ 12,302,604</u>
Department of Health and Human Services:		
Nursing Faculty Loan Program	93.264	<u>4,672,410</u>
Health Professions Loan Program – Medicine/Primary Care	93.342	738,492
Health Professions Loan Program – Pharmacy	93.342	2,625,365
Health Professions Loan Program – Dentistry	93.342	<u>7,762,978</u>
		<u>11,126,835</u>
Nursing Student Loan – Baccalaureate	93.364	2,799,025
Nursing Student Loan – Graduate	93.364	<u>342,389</u>
		<u>3,141,414</u>
Disadvantaged Student Loan Program – Medicine/Primary Care	93.925	3,764,911
Disadvantaged Student Loan Program – Pharmacy	93.925	28,983
Disadvantaged Student Loan Program – Dentistry	93.925	<u>73,310</u>
		<u>3,867,204</u>
Total University administered federal loans outstanding		<u>\$ 35,110,467</u>



Report of Independent Auditors on Internal Control Over Financial Reporting and on Compliance and Other Matters Based on an Audit of Financial Statements Performed in Accordance with *Government Auditing Standards*

To the Regents of the University of Michigan

We have audited, in accordance with auditing standards generally accepted in the United States of America and the standards applicable to financial audits contained in *Government Auditing Standards*, issued by the Comptroller General of the United States, the financial statements of the business-type activities, the discretely presented component unit, and the fiduciary activities of the University of Michigan (the “University”), as of and for the year ended June 30, 2024, including the related notes, (collectively referred to as the “basic financial statements”), and have issued our report thereon dated October 17, 2024. The financial statements of PHP Holdings, LLC, the University’s discretely presented component unit, were not audited in accordance with *Governmental Auditing Standards*, and accordingly, this report does not include reporting on internal control over financial reporting or instances of reportable noncompliance associated with PHP Holdings, LLC.

Report on Internal Control Over Financial Reporting

In planning and performing our audit of the basic financial statements, we considered the University’s internal control over financial reporting (internal control) as a basis for designing audit procedures that are appropriate in the circumstances for the purpose of expressing our opinions on the basic financial statements, but not for the purpose of expressing an opinion on the effectiveness of the University's internal control. Accordingly, we do not express an opinion on the effectiveness of the University's internal control.

A deficiency in internal control exists when the design or operation of a control does not allow management or employees, in the normal course of performing their assigned functions, to prevent, or detect and correct, misstatements on a timely basis. A *material weakness* is a deficiency, or a combination of deficiencies, in internal control such that there is a reasonable possibility that a material misstatement of the entity's financial statements will not be prevented, or detected and corrected, on a timely basis. A *significant deficiency* is a deficiency, or a combination of deficiencies, in internal control that is less severe than a material weakness, yet important enough to merit attention by those charged with governance.

Our consideration of internal control was for the limited purpose described in the first paragraph of this section and was not designed to identify all deficiencies in internal control that might be



material weaknesses or significant deficiencies. Given these limitations, during our audit we did not identify any deficiencies in internal control that we consider to be material weaknesses. However, material weaknesses or significant deficiencies may exist that were not identified.

Report on Compliance and Other Matters

As part of obtaining reasonable assurance about whether the University's basic financial statements are free from material misstatement, we performed tests of its compliance with certain provisions of laws, regulations, contracts and grant agreements, noncompliance with which could have a direct and material effect on the basic financial statements. However, providing an opinion on compliance with those provisions was not an objective of our audit, and accordingly, we do not express such an opinion. The results of our tests disclosed no instances of noncompliance or other matters that are required to be reported under *Government Auditing Standards*.

Purpose of this Report

The purpose of this report is solely to describe the scope of our testing of internal control and compliance and the results of that testing, and not to provide an opinion on the effectiveness of the University's internal control or on compliance. This report is an integral part of an audit performed in accordance with *Government Auditing Standards* in considering the University's internal control and compliance. Accordingly, this communication is not suitable for any other purpose.

PricewaterhouseCoopers LLP

October 17, 2024



Report of Independent Auditors on Compliance for Each Major Program and on Internal Control Over Compliance Required by Uniform Guidance

To the Regents of the University of Michigan

Report on Compliance for Each Major Federal Program

Opinion on Each Major Federal Program

We have audited the University of Michigan’s (the “University”) compliance with the types of compliance requirements identified as subject to audit in the OMB *Compliance Supplement* that could have a direct and material effect on each of the University’s major federal programs for the year ended June 30, 2024. The University’s major federal programs are identified in the summary of auditor's results section of the accompanying schedule of findings and questioned costs.

In our opinion, the University complied, in all material respects, with the compliance requirements referred to above that could have a direct and material effect on each of its major federal programs for the year ended June 30, 2024.

Basis for Opinion on Each Major Federal Program

We conducted our audit of compliance in accordance with auditing standards generally accepted in the United States of America (US GAAS); the standards applicable to financial audits contained in *Government Auditing Standards* issued by the Comptroller General of the United States; and the audit requirements of Title 2 U.S. *Code of Federal Regulations* Part 200, *Uniform Administrative Requirements, Cost Principles, and Audit Requirements for Federal Awards* (Uniform Guidance). Our responsibilities under those standards and the Uniform Guidance are further described in the Auditors’ Responsibilities for the Audit of Compliance section of our report.

We are required to be independent of the University and to meet our other ethical responsibilities, in accordance with relevant ethical requirements relating to our audit. We believe that the audit evidence we have obtained is sufficient and appropriate to provide a basis for our opinion on compliance for each major federal program. Our audit does not provide a legal determination of the University’s compliance with the compliance requirements referred to above.



Responsibilities of Management for Compliance

Management is responsible for compliance with the requirements referred to above and for the design, implementation, and maintenance of effective internal control over compliance with the requirements of laws, statutes, regulations, rules and provisions of contracts or grant agreements applicable to the University's federal programs.

Auditors' Responsibilities for the Audit of Compliance

Our objectives are to obtain reasonable assurance about whether material noncompliance with the compliance requirements referred to above occurred, whether due to fraud or error, and express an opinion on the University's compliance based on our audit. Reasonable assurance is a high level of assurance but is not absolute assurance and therefore is not a guarantee that an audit conducted in accordance with US GAAS, *Government Auditing Standards*, and the Uniform Guidance will always detect material noncompliance when it exists. The risk of not detecting material noncompliance resulting from fraud is higher than for that resulting from error, as fraud may involve collusion, forgery, intentional omissions, misrepresentations, or the override of internal control. Noncompliance with the compliance requirements referred to above is considered material, if there is a substantial likelihood that, individually or in the aggregate, it would influence the judgment made by a reasonable user of the report on compliance about the University's compliance with the requirements of each major federal program as a whole.

In performing an audit in accordance with US GAAS, *Government Auditing Standards*, and the Uniform Guidance, we:

- Exercise professional judgment and maintain professional skepticism throughout the audit.
- Identify and assess the risks of material noncompliance, whether due to fraud or error, and design and perform audit procedures responsive to those risks. Such procedures include examining, on a test basis, evidence regarding the University's compliance with the compliance requirements referred to above and performing such other procedures as we considered necessary in the circumstances.
- Obtain an understanding of the University's internal control over compliance relevant to the audit in order to design audit procedures that are appropriate in the circumstances and to test and report on internal control over compliance in accordance with the Uniform Guidance, but not for the purpose of expressing an opinion on the effectiveness of the University's internal control over compliance. Accordingly, no such opinion is expressed.



We are required to communicate with those charged with governance regarding, among other matters, the planned scope and timing of the audit and any significant deficiencies and material weaknesses in internal control over compliance that we identified during the audit.

Report on Internal Control Over Compliance

A deficiency in internal control over compliance exists when the design or operation of a control over compliance does not allow management or employees, in the normal course of performing their assigned functions, to prevent, or detect and correct, noncompliance with a type of compliance requirement of a federal program on a timely basis. *A material weakness in internal control over compliance* is a deficiency, or combination of deficiencies, in internal control over compliance, such that there is a reasonable possibility that material noncompliance with a type of compliance requirement of a federal program will not be prevented, or detected and corrected, on a timely basis. *A significant deficiency in internal control over compliance* is a deficiency, or a combination of deficiencies, in internal control over compliance with a type of compliance requirement of a federal program that is less severe than a material weakness in internal control over compliance, yet important enough to merit attention by those charged with governance.

Our consideration of internal control over compliance was for the limited purpose described in the Auditors' Responsibilities for the Audit of Compliance section above and was not designed to identify all deficiencies in internal control over compliance that might be material weaknesses or significant deficiencies in internal control over compliance. Given these limitations, during our audit we did not identify any deficiencies in internal control over compliance that we consider to be material weaknesses, as defined above. However, material weaknesses or significant deficiencies in internal control over compliance may exist that were not identified.

Our audit was not designed for the purpose of expressing an opinion on the effectiveness of internal control over compliance. Accordingly, no such opinion is expressed.

The purpose of this report on internal control over compliance is solely to describe the scope of our testing of internal control over compliance and the results of that testing based on the requirements of the Uniform Guidance. Accordingly, this report is not suitable for any other purpose.

PricewaterhouseCoopers LLP

March 17, 2025

**University of Michigan
 Schedule of Findings and Questioned Costs
 For the Year Ended June 30, 2024**

Section I – Summary of Auditors’ Results

Financial Statements

Type of auditor’s report issued:

Unmodified opinion

Internal control over financial reporting:

- Material weakness(es) identified? Yes No
- Significant deficiency(ies) identified not considered to be material weaknesses? Yes None reported
- Noncompliance material to financial statements noted? Yes No

Federal Awards

Internal control over major programs:

- Material weakness(es) identified? Yes No
- Significant deficiency(ies) identified not considered to be material weakness(es)? Yes None reported

Type of auditor’s report issued on compliance for major programs:

Unmodified opinion

Any audit findings disclosed that are required to be reported in accordance with 2 CFR 200.516(a)?

Yes No

Identification of major programs:

Assistance Listing Number
 Various
 21.027

Assistance Listing Program Title or Cluster
 Research and Development Cluster
 COVID-19 Coronavirus State and Local Fiscal
 Recovery Funds

Dollar threshold used to distinguish between Type A and Type B programs:

\$ 5,154,830

Auditee qualified as low-risk auditee?

Yes No

Section II – Financial Statement Findings

None.

**University of Michigan
Schedule of Findings and Questioned Costs
For the Year Ended June 30, 2024**

Section III – Federal Award Findings and Questioned Costs

None.

**University of Michigan
Summary Schedule of Prior Audit Findings
For the Year Ended June 30, 2024**

Finding 2023-001 – Student Financial Assistance Return of Title IV Funds

Cluster: Student Financial Assistance

Federal Agency: U.S. Department of Education

Assistance Listing Title and Number: William D. Ford Federal Direct Loan Program – 84.268

Award Name: Federal Direct Loan Program

Award Year: Academic Year 2022-2023

Summary: Through testing of a sample of 25 students at UM-Dearborn, it was noted that for one of the five selected students who did not begin attendance, direct subsidized loan funds were not returned for 300 days. Additionally, it was noted that management at UM-Dearborn did not have a control in place to ensure the timely remittance of Title IV refunds during the period from July 2022 through January 2023.

Status: As of January 2024, UM-Dearborn has taken corrective action to update policies and procedures associated with the Return of Title IV program to ensure that payments made to a student who did not begin attendance in a payment period or period of enrollment are returned within 30 days after the date the University becomes aware the student did not begin attendance. As of October 2024, staff members in the Office of Financial Aid and Scholarships (“OFAS”) have been properly trained and earned professional credentials to help ensure compliance with program terms and conditions moving forward.

**University of Michigan
Summary Schedule of Prior Audit Findings
For the Year Ended June 30, 2024**

Finding 2023-002 – Student Financial Assistance Disbursements

Cluster: Student Financial Assistance

Federal Agency: U.S. Department of Education

Assistance Listing Title and Number: Federal Pell Grant Program – 84.063, William D. Ford Federal Direct Loan Program – 84.268

Award Year: Academic Year 2022-2023

Summary: While reviewing the underlying support for a sample of 25 students at UM-Dearborn, it was noted that voluntary consent for electronic disbursement participation was not obtained for any of the students. Additionally, of these 25 students, seven did not receive an award letter notifying them of the disbursement of their funds, and an additional six students received this notification subsequent to the disbursement itself. Of the 25 students, 15 also received direct loans, and 6 of these 15 did not receive letters specifying whether the loans were subsidized, unsubsidized, and/or PLUS loan funds.

Status: As of May 2024, the OFAS at UM-Dearborn has a process in place to ensure that students voluntarily consent to participate in electronic transactions before allowing access to electronic transactions within the student information systems. For students who do not wish to participate, alternative written communication methods are provided. Additionally, OFAS implemented business processes in August 2024 to ensure all students receive notice of their award offer, complete with a description, before any disbursement on an account is made.