

University of Michigan
Report on Federal Awards in Accordance
with the Uniform Guidance
For the Year Ended June 30, 2022
EIN 38-6006309

University of Michigan
Contents

Pages (s)

Part I – Financial Information

Report of Independent Auditors	1-4
Management’s Discussion and Analysis (Unaudited).....	5-29
Basic Financial Statements:	
Consolidated Financial Statements	30-33
Statement of Fiduciary Net Position	34
Statement of Fiduciary Net Position	35
Notes to Consolidated Financial Statements	36-82
Required Supplementary Information (Unaudited).....	83-85
Supplementary Information:	
Schedule of Expenditures of Federal Awards	86-175
Notes to Schedule of Expenditures of Federal Awards.....	176-177

Part II – Reports on Internal Controls and Compliance

Report of Independent Auditors on Internal Control Over Financial Reporting and on Compliance and Other Matters Based on an Audit of Financial Statements Performed in Accordance with <i>Government Auditing Standards</i>	178-179
Report of Independent Auditors on Compliance with Requirements That Could Have a Direct and Material Effect on Each Major Program and on Internal Control Over Compliance in Accordance with the Uniform Guidance	180-183

Part III – Findings

Schedule of Findings and Questioned Costs	184-189
Summary Schedule of Prior Year Findings.....	190-191
Management’s Corrective Action Plan	192-193



Report of Independent Auditors

To the Regents of the University of Michigan

Report on the Audit of the Financial Statements

Opinions

We have audited the accompanying financial statements of the business-type activities and the aggregate remaining fund information of the University of Michigan (the “University”), which comprise the statements of net position and of fiduciary net position as of June 30, 2022 and 2021, and the related statements of revenues, expenses and changes in net position, of cash flows, and of changes in fiduciary net position for the years then ended, including the related notes, which collectively comprise the University’s basic financial statements.

In our opinion, the accompanying financial statements present fairly, in all material respects, the respective financial position of the business-type activities and the aggregate remaining fund information of the University as of June 30, 2022 and 2021, and the respective changes in financial position and, where applicable, cash flows thereof for the years then ended in accordance with accounting principles generally accepted in the United States of America.

Basis for Opinions

We conducted our audit in accordance with auditing standards generally accepted in the United States of America (US GAAS) and the standards applicable to financial audits contained in *Government Auditing Standards*, issued by the Comptroller General of the United States. Our responsibilities under those standards are further described in the Auditors’ Responsibilities for the Audit of the Financial Statements section of our report. We are required to be independent of the University and to meet our other ethical responsibilities, in accordance with the relevant ethical requirements relating to our audit. We believe that the audit evidence we have obtained is sufficient and appropriate to provide a basis for our audit opinions.

Emphasis of Matter

As discussed in Note 1 to the financial statements, the University changed the manner in which it accounts for leases in 2022. Our opinions are not modified with respect to this matter.



Responsibilities of Management for the Financial Statements

Management is responsible for the preparation and fair presentation of the financial statements in accordance with accounting principles generally accepted in the United States of America, and for the design, implementation, and maintenance of internal control relevant to the preparation and fair presentation of financial statements that are free from material misstatement, whether due to fraud or error.

In preparing the financial statements, management is required to evaluate whether there are conditions or events, considered in the aggregate, that raise substantial doubt about the University's ability to continue as a going concern for twelve months beyond the financial statement date, including any currently known information that may raise substantial doubt shortly thereafter.

Auditors' Responsibilities for the Audit of the Financial Statements

Our objectives are to obtain reasonable assurance about whether the financial statements as a whole are free from material misstatement, whether due to fraud or error, and to issue an auditors' report that includes our opinions. Reasonable assurance is a high level of assurance but is not absolute assurance and therefore is not a guarantee that an audit conducted in accordance with US GAAS and *Government Auditing Standards*, will always detect a material misstatement when it exists. The risk of not detecting a material misstatement resulting from fraud is higher than for one resulting from error, as fraud may involve collusion, forgery, intentional omissions, misrepresentations, or the override of internal control. Misstatements are considered material if there is a substantial likelihood that, individually or in the aggregate, they would influence the judgment made by a reasonable user based on the financial statements.

In performing an audit in accordance with US GAAS and *Government Auditing Standards*, we:

- Exercise professional judgment and maintain professional skepticism throughout the audit.
- Identify and assess the risks of material misstatement of the financial statements, whether due to fraud or error, and design and perform audit procedures responsive to those risks. Such procedures include examining, on a test basis, evidence regarding the amounts and disclosures in the financial statements.
- Obtain an understanding of internal control relevant to the audit in order to design audit procedures that are appropriate in the circumstances, but not for the purpose of expressing an opinion on the effectiveness of the University's internal control. Accordingly, no such opinion is expressed.
- Evaluate the appropriateness of accounting policies used and the reasonableness of significant accounting estimates made by management, as well as evaluate the overall presentation of the financial statements.



- Conclude whether, in our judgment, there are conditions or events, considered in the aggregate, that raise substantial doubt about the University's ability to continue as a going concern for a reasonable period of time.

We are required to communicate with those charged with governance regarding, among other matters, the planned scope and timing of the audit, significant audit findings, and certain internal control-related matters that we identified during the audit.

Required Supplemental Information

Accounting principles generally accepted in the United States of America require that the accompanying management's discussion and analysis on pages 5 through 29 and required supplementary information for the pension plan and postemployment benefits on pages 83 through 85 be presented to supplement the basic financial statements. Such information is the responsibility of management, although not a part of the basic financial statements, is required by *the Governmental Accounting Standards Board* who considers it to be an essential part of financial reporting for placing the basic financial statements in an appropriate operational, economic, or historical context. We have applied certain limited procedures to the required supplemental information in accordance with auditing standards generally accepted in the United States of America, which consisted of inquiries of management about the methods of preparing the information and comparing the information for consistency with management's responses to our inquiries, the basic financial statements, and other knowledge we obtained during our audit of the basic financial statements. We do not express an opinion or provide any assurance on the information because the limited procedures do not provide us with sufficient evidence to express an opinion or provide any assurance.

Supplemental Information

Our audit was conducted for the purpose of forming opinions on the financial statements that collectively comprise the University's basic financial statements. The accompanying schedule of expenditures of federal awards for the year ended June 30, 2022 is presented for purposes of additional analysis as required by Title 2 U.S. *Code of Federal Regulations* Part 200, *Uniform Administrative Requirements, Cost Principles, and Audit Requirements for Federal Awards* (Uniform Guidance) and is not a required part of the basic financial statements.

The accompanying schedule of expenditures of federal awards is the responsibility of management and was derived from and relates directly to the underlying accounting and other records used to prepare the basic financial statements. Such information has been subjected to the auditing procedures applied in the audit of the basic financial statements and certain additional procedures, including comparing and reconciling such information directly to the underlying accounting and other records used to prepare the basic financial statements or to the basic financial statements themselves, and other additional procedures in accordance with auditing standards generally



accepted in the United States of America. In our opinion, the schedule of expenditures of federal awards is fairly stated, in all material respects, in relation to the basic financial statements taken as a whole.

Other Reporting Required by *Government Auditing Standards*

In accordance with *Government Auditing Standards*, we have also issued our report dated October 20, 2022 on our consideration of the University's internal control over financial reporting and on our tests of its compliance with certain provisions of laws, regulations, contracts and grant agreements and other matters for the year ended June 30, 2022. The purpose of that report is solely to describe the scope of our testing of internal control over financial reporting and compliance and the results of that testing, and not to provide an opinion on the effectiveness of internal control over financial reporting or on compliance. That report is an integral part of an audit performed in accordance with *Government Auditing Standards* in considering the University's internal control over financial reporting and compliance.

PricewaterhouseCoopers LLP

October 20, 2022

UNIVERSITY OF MICHIGAN

Management's Discussion and Analysis (Unaudited)

Introduction

The following discussion and analysis provides an overview of the financial position of the University of Michigan (the "University") at June 30, 2022 and 2021 and its activities for the two fiscal years ended June 30, 2022. This discussion has been prepared by management and should be read in conjunction with the financial statements and the notes thereto, which follow this section.

The University is a comprehensive public institution of higher learning with over 65,000 students and approximately 8,500 faculty members on three campuses in southeast Michigan. The University offers a diverse range of degree programs from baccalaureate to post-doctoral levels through 19 schools and colleges, and contributes to the state and nation through related research and public service programs. The University also has a nationally renowned health system which includes the University of Michigan Health ("UMH"), the University's Medical School, Michigan Health Corporation (a wholly-owned corporation created for joint venture and managed care initiatives) and UM Health (a wholly-owned corporation created to hold and develop the University's statewide network of hospitals, hospital joint ventures and other hospital affiliations, primarily consisting of UMH-West). The University's health system currently includes four hospitals as well as numerous health centers and outpatient clinics.

The University consistently ranks among the nation's top universities by various measures of quality, both in general academic terms and in terms of strength of offerings, in specific academic disciplines and professional subjects. Research is central to the University's mission and a key aspect of its strong reputation among educational institutions. The University is widely recognized for the breadth and excellence of its research enterprise as well as for the exceptional level of cooperation across disciplines, which allows faculty and students to address the full complexity of real-world challenges. The University's health system also has a tradition of excellence in teaching, advancement of medical science and patient care, consistently ranking among the best health care systems in the nation.

The global outbreak of COVID-19, a respiratory disease caused by a new strain of coronavirus, was declared a pandemic by the World Health Organization on March 11, 2020 and a national emergency by the President of the United States on March 13, 2020. The outbreak and related actions taken by federal and state governments in response have impacted several aspects of the University's mission, including those related to instruction, research, patient care and other auxiliary activities.

UNIVERSITY OF MICHIGAN

Management’s Discussion and Analysis (Unaudited)—Continued

Financial Highlights

The University’s financial position remains strong, with total assets and deferred outflows of \$32.4 billion and total liabilities and deferred inflows of \$13.1 billion at June 30, 2022, compared to total assets and deferred outflows of \$30.4 billion and total liabilities and deferred inflows of \$10.9 billion at June 30, 2021. Net position, which represents the residual interest in the University’s total assets and deferred outflows after total liabilities and deferred inflows are deducted, totaled \$19.3 billion and \$19.5 billion at June 30, 2022 and 2021, respectively. Changes in net position represent the University’s results of operations and are summarized for the years ended June 30 as follows:

	2022	2021	2020
	(in millions)		
Operating revenues and educational appropriations	\$ 9,505	\$ 8,831	\$ 8,340
Federal economic relief funds	152	256	144
Private gifts for operating activities	219	184	179
Operating and net interest expenses	(10,668)	(9,612)	(9,445)
	(792)	(341)	(782)
Net investment income	336	5,141	323
Endowment, capital gifts and grants, and other	251	176	182
(Decrease) increase in net position	\$ (205)	\$ 4,976	\$ (277)

During 2022, the University adopted Governmental Accounting Standards Board (“GASB”) Statement No. 87, *Leases* (“GASB 87”), which establishes a single model for lease accounting based on the principle that leases serve to finance the right to use an underlying asset. The statement requires lessees to recognize right-to-use assets and related liabilities, and lessors to recognize receivables and corresponding deferred inflows of resources, for leases that were previously classified as operating and recognized as inflows or outflows of resources. The adoption of GASB 87 has been reflected at the beginning of the earliest period presented in the financial statements, or July 1, 2020, resulting in an increase to the following line items within the University’s consolidated statement of net position as of this date (in millions):

Current portion of notes and pledges receivable, net	\$ 0.1
Notes and pledges receivable, net	\$ 0.3
Capital assets, net	\$ 263.3
Accounts payable	\$ 50.3
Other noncurrent liabilities	\$ 213.0
Deferred inflows	\$ 0.4

UNIVERSITY OF MICHIGAN

Management's Discussion and Analysis (Unaudited)—Continued

For purposes of management's discussion and analysis, comparative data for the consolidated statement of net position has been provided by reflecting the adoption of GASB 87 at June 30, 2020. The consolidated statement of revenues, expenses and changes in net position and the consolidated statement of cash flows presented for the year ended June 30, 2020 do not reflect the adoption of GASB 87.

The results of operations reflect the University's emphasis on maintaining its national standards in academics, research and health care, within a competitive recruitment environment for faculty, staff and health care professionals; and a period of constrained base state appropriations and rising health care, regulatory and facility costs. During 2021 and 2020, the University also faced significant challenges associated with the COVID-19 pandemic, which impacted a broad range of its activities. The University is addressing these risks through aggressive cost cutting and productivity gains designed to help preserve access to affordable higher education and healthcare for Michigan families. To achieve sustainable long-term goals for cost cutting and productivity gains, the University is also strategically utilizing resources to support enterprise-wide information technology projects and other initiatives.

The University's long-term investment strategy combined with its endowment spending policy serves to insulate operations from expected volatility in the capital markets and provides for a stable and predictable level of spending distributions from the endowment. The success of the University's long-term investment strategy is evidenced by strong returns over sustained periods of time and the ability to limit losses in the face of challenging markets.

The University invests its financial assets in pools with distinct risk and liquidity characteristics based on its needs, with a majority of its financial assets invested in two such pools. The University's working capital is primarily invested in relatively short duration, liquid assets, through its Daily and Monthly Portfolios, while the endowment is primarily invested, along with the noncurrent portion of insurance and benefits reserves, in an equity oriented long-term strategy through its Long Term Portfolio.

Using the Basic Financial Statements

The University's financial report includes: the Consolidated Statement of Net Position; the Consolidated Statement of Revenues, Expenses and Changes in Net Position; the Consolidated Statement of Cash Flows; the Statement of Fiduciary Net Position; and the Statement of Changes in Fiduciary Net Position. These basic financial statements are prepared in accordance with GASB principles, which establish standards for external financial reporting for public colleges and universities. The University's business-type activities are reported in the consolidated financial statements, while its fiduciary activities are reported in the fiduciary financial statements.

UNIVERSITY OF MICHIGAN

Management's Discussion and Analysis (Unaudited)—Continued

Consolidated Statement of Net Position

The consolidated statement of net position presents the financial position of the University at the end of the fiscal year and includes all assets, deferred outflows, liabilities and deferred inflows of the University. The difference between total assets and deferred outflows as compared to total liabilities and deferred inflows – net position – is one indicator of the current financial condition of the University, while the change in net position is an indication of whether the overall financial condition has improved or worsened during the year. The University's assets, deferred outflows, liabilities, deferred inflows and net position at June 30 are summarized as follows:

	2022	2021	2020
	(in millions)		
Current assets	\$ 6,578	\$ 4,898	\$ 4,010
Noncurrent assets:			
Endowment, life income and other investments	17,838	17,533	12,704
Capital assets, net	6,266	6,432	6,536
Other	705	446	518
Total assets	31,387	29,309	23,768
Deferred outflows	1,045	1,124	514
Current liabilities	2,827	2,578	2,424
Noncurrent liabilities	9,514	7,877	6,860
Total liabilities	12,341	10,455	9,284
Deferred inflows	793	475	471
Net position	\$ 19,298	\$ 19,503	\$ 14,527

UNIVERSITY OF MICHIGAN

Management's Discussion and Analysis (Unaudited)—Continued

The University continues to maintain and protect its strong financial foundation. This financial health, as reflected in the University's net position, results from the prudent utilization of financial resources including careful cost controls, preservation of endowment funds, conservative utilization of debt and adherence to a long-range capital plan for the maintenance and replacement of the physical plant.

Current assets consist primarily of cash and cash equivalents, operating and capital investments, and accounts receivable and increased \$1.7 billion to \$6.6 billion at June 30, 2022, as compared to \$4.9 billion at June 30, 2021, primarily as a result of the University's continued focus on liquidity. Cash, cash equivalents and investments for operating activities totaled \$4.6 billion at June 30, 2022, which represents approximately six months of total expenses excluding depreciation.

Deferred outflows represent the consumption of net assets attributable to a future period and are primarily associated with the University's obligations for postemployment benefits, debt and derivative activity, and the defined benefit pension plan for UMH-West. Deferred outflows totaled \$1.0 billion and \$1.1 billion at June 30, 2022 and 2021, respectively.

Current liabilities consist primarily of accounts payable, accrued compensation, unearned revenue, commercial paper, the current portion of bonds payable and net long-term bonds payable subject to remarketing. Current liabilities totaled \$2.8 billion and \$2.6 billion at June 30, 2022 and 2021, respectively.

Deferred inflows represent the acquisition of net assets attributable to a future period and are primarily associated with the University's obligations for postemployment benefits, the defined benefit pension plan for UMH-West and irrevocable split-interest agreements. Deferred inflows totaled \$793 million and \$475 million at June 30, 2022 and 2021, respectively.

UNIVERSITY OF MICHIGAN

Management’s Discussion and Analysis (Unaudited)—Continued

Endowment, Life Income and Other Investments

The composition of the University’s endowment, life income and other investments at June 30 is summarized as follows:

	2022	2021	2020
	(in millions)		
Endowment investments	\$ 17,347	\$ 17,023	\$ 12,313
Life income investments	178	191	145
Noncurrent portion of insurance and benefits obligations investments	291	293	225
Other	22	26	21
	\$ 17,838	\$ 17,533	\$ 12,704

The University’s endowment funds consist of both permanent endowments and funds functioning as endowment. Permanent endowments are those funds received from donors with the stipulation that the principal remain intact and be invested in perpetuity to produce income that is to be expended for the purposes specified by the donors. Funds functioning as endowment consist of restricted gifts or unrestricted funds that have been allocated by the University for long-term investment purposes, but are not limited by donor stipulations requiring the University to preserve principal in perpetuity. Programs supported by endowment funds include scholarships, fellowships, professorships, research efforts and other important programs and activities.

The University uses its endowment funds to support operations in a way that strikes a balance between generating a predictable stream of annual support for current needs and preserving the purchasing power of the endowment funds for future periods. A majority of the endowment is maintained in the University Endowment Fund (“UEF”), a unitized pool which represents a collection of over 12,400 separate funds, the majority of which are restricted for specific purposes. The UEF is invested in the University’s Long Term Portfolio, a single diversified investment pool.

The endowment spending rule provides for distributions from the UEF to the participants that benefit from the endowment fund. The annual distribution rate is 4.5 percent of the one-quarter lagged seven year moving average fair value of UEF shares. This spending rule is one element of an ongoing financial management strategy that has allowed the University to effectively weather the uncertainties of challenging economic environments.

UNIVERSITY OF MICHIGAN

Management's Discussion and Analysis (Unaudited)—Continued

To protect endowment principal in the event of a prolonged market downturn, distributions are limited to 5.3 percent of the current fair value of fund shares. Capital gains or income generated above the endowment spending rate are reinvested so that in lean times funds will be available for distribution. In addition, participants may also use withdrawals from funds functioning as endowment to support capital expenditures and operations.

Endowment spending rate distributions totaled \$434 million and \$404 million and withdrawals from funds functioning as endowment totaled \$15 million and \$4 million in 2022 and 2021, respectively. Total spending rate distributions combined with withdrawals from funds functioning as endowment averaged 3.4 percent and 3.8 percent of the current year average fair value of the UEF for 2022 and 2021, respectively. Over the past ten years, total spending rate distributions combined with withdrawals from funds functioning as endowment averaged 4.4 percent.

The University participates in certain split-interest agreements and currently holds life income funds for beneficiaries of the pooled income fund, charitable remainder trusts and the gift annuity program. These funds generally pay lifetime income to beneficiaries, after which the principal is made available to the University in accordance with donor intentions.

Capital and Debt Activities

One of the critical factors in continuing the quality of the University's academic, research and clinical programs is the development and renewal of capital assets. The University continues to implement its long-range plan to maintain and modernize its existing infrastructure and strategically invest in new construction.

Capital asset additions totaled \$454 million in 2022 as compared to \$523 million in 2021. Capital asset additions primarily represent renovation and new construction of academic, research and clinical facilities, as well as significant investments in equipment, including information technology. Current year capital asset additions were primarily funded with net position and gifts designated for capital purposes of \$125 million, as well as debt proceeds of \$299 million and state capital appropriations of \$30 million.

Projects completed in 2022 include significant new construction and renovation of academic, research and patient care facilities, as well as central campus utilities.

UNIVERSITY OF MICHIGAN

Management's Discussion and Analysis (Unaudited)—Continued

The new Central Campus Classroom Building replaces the 1964 addition to the Ruthven Building and includes 100,000 square feet of active learning classrooms, including an auditorium that seats approximately 550 students, with total building classroom capacity in excess of 1,400 students. The renovation of the original 1928 Ruthven Building transformed the former museum space into a flexible and modern workplace to accommodate the relocation of the University's central administrative offices that were previously located in the Fleming Administration Building. The 138,000 square foot building also includes a 200-person capacity multipurpose room and research space.

The W.K. Kellogg Institute and Dental Building, originally constructed in 1940 and 1969, respectively, has undergone an extensive renovation and expansion to create a more welcoming accessible facility to support the latest developments in patient care, dental education and research. New modern teaching clinics include a special care clinic to treat patients with complex medical conditions and disabilities. Open, flexible research space and additional common areas will foster collaboration among faculty, researchers and students. This project also addressed deferred maintenance including exterior envelope repairs and life safety, electrical, mechanical and plumbing system improvements.

Expansion of the University's Central Power Plant enhances power reliability and reduces greenhouse gas emissions, in accordance with a recommendation by the 2015 President's Committee on Greenhouse Gas Reduction. The Central Power Plant is a highly efficient, reliable on-campus source of heat and electricity that supports mission-critical functions across the University, including research and the demands of a major regional medical center. The expansion includes a 15 megawatt combustion turbine to increase the amount of energy that can be generated on campus, as well as reduce the amount of coal-based electricity purchased by the University.

Construction in progress, which totaled \$279 million and \$482 million at June 30, 2022 and 2021, respectively, includes construction of a new hospital building.

The Pavilion at UMH is a new 690,000 square foot clinical inpatient tower under construction. The 12-story hospital will house 264 private rooms capable of converting to intensive care, a state-of-the-art neurosciences center, and high-level, specialty care services for cardiovascular and thoracic patients, along with advanced imaging. Locating these services together will enable healthcare providers to quickly respond to complex cases and deliver state-of-the-art treatments. The design will also allow for relocation of 110 beds currently in semi-private rooms at University Hospital to the Pavilion, which will improve patient safety, quality and experience, while creating space for family members to participate in their loved one's care, healing and recovery. This project is scheduled to be completed in spring 2025.

UNIVERSITY OF MICHIGAN

Management’s Discussion and Analysis (Unaudited)—Continued

The University is aware of its financial stewardship responsibility and works diligently to manage its financial resources effectively, including the prudent use of debt to finance capital projects. A strong debt rating is an important indicator of the University’s success in this area. In 2022, S&P Global affirmed its highest credit rating (AAA) for bonds backed by a broad revenue pledge based on the University’s robust enrollment and demand, exceptional student quality, retention and graduation rates, strong reputation of the University’s health system, excellent balance sheet, exceptional research presence and manageable debt burden. Moody’s also affirmed its highest credit rating (Aaa) based on the University’s diversified student demand, sustained philanthropic support, expansive research enterprise, high brand value and reputation of the University’s health system, and well-established strategic and budgetary framework.

Long-term debt activity for the years ended June 30 is summarized as follows:

		2022			
		Beginning Balance	Additions	Reductions	Ending Balance
		(in millions)			
Commercial paper Bonds	\$ 154		\$ 13		\$ 141
	3,160	\$ 2,483	578		5,065
	<u>\$ 3,314</u>	<u>\$ 2,483</u>	<u>\$ 591</u>		<u>\$ 5,206</u>
		2021			
		Beginning Balance	Additions	Reductions	Ending Balance
		(in millions)			
Commercial paper Bonds	\$ 135	\$ 165	\$ 146		\$ 154
	3,241		81		3,160
	<u>\$ 3,376</u>	<u>\$ 165</u>	<u>\$ 227</u>		<u>\$ 3,314</u>

UNIVERSITY OF MICHIGAN

Management’s Discussion and Analysis (Unaudited)—Continued

The University utilizes commercial paper, backed by a general revenue pledge, to provide interim financing for its capital improvement program. Outstanding commercial paper is converted to long-term debt financing as appropriate, within the normal course of business. Outstanding bonds are also supported by the University’s general revenue pledge.

During 2022, the University issued \$2,469 million of general revenue bonds with a net original issue premium of \$14 million, which included \$2,413 million of fixed rate, taxable bonds, and \$56 million of fixed rate, tax-exempt bonds. Total bond proceeds of \$2,483 million were utilized to refund \$69 million of existing bonds, establish an escrow of \$412 million to advance refund existing bonds, as well as provide \$299 million for capital projects designed to advance the University’s commitment to decarbonization, \$1,686 million for capital projects and general purposes, and \$17 million for debt issuance costs.

The composition of the University’s debt at June 30 is summarized as follows:

	2022	2021	2020
	(in millions)		
Variable rate:			
Commercial paper	\$ 141	\$ 154	\$ 135
Bonds	426	523	551
Fixed rate bonds	4,639	2,637	2,690
	\$ 5,206	\$ 3,314	\$ 3,376

A significant portion of the University’s variable rate bonds are subject to remarketing and, in accordance with GASB requirements, such debt is classified as current unless supported by liquidity arrangements such as lines of credit or standby bond purchase agreements which could refinance the debt on a long-term basis. In the event that variable rate bonds are put back to the University by the debt holder, management believes that the use of remarketing agents as well as the University’s strong credit rating will ensure that the bonds will be remarketed within a reasonable period of time.

While fixed rate bonds typically have a higher effective rate of interest at the date of issuance as compared to variable rate bonds, they reduce the volatility of required debt service payments and do not require liquidity support such as lines of credit, standby bond purchase agreements or internal liquidity.

Effective interest rates averaged 2.9 percent and 2.5 percent in 2022 and 2021, respectively, including the federal subsidies for interest on taxable Build America Bonds. Interest expense on long-term debt net of federal subsidies received for interest on taxable Build America Bonds totaled \$111 million and \$85 million in 2022 and 2021, respectively.

UNIVERSITY OF MICHIGAN

Management's Discussion and Analysis (Unaudited)—Continued

Obligations for Postemployment Benefits

Using current actuarial assumptions, and presuming a continuation of the current level of benefits, the University's obligations for postemployment benefits totaled \$4.3 billion at June 30, 2022, as compared to \$4.4 billion and \$3.5 billion at June 30, 2021 and 2020, respectively. The decrease in the reported liability at June 30, 2022 was driven primarily by favorable health care claims cost experience and mortality and longevity improvement. The increase in the reported liability at June 30, 2021 was driven primarily by a decrease in the discount rate offset by a reduction in expected health care claims cost due to favorable experience and changes in health care claims trend assumption rates. Since a portion of retiree medical services will be provided by the University's health system, this liability is net of the related margin and fixed costs associated with providing those services which totaled \$784 million, \$795 million and \$629 million at June 30, 2022, 2021 and 2020, respectively.

By implementing a series of health benefit initiatives over the past several years, the University has favorably impacted its total liability for postemployment benefits by \$2.1 billion at June 30, 2022. These initiatives have included cost sharing changes, elimination of Medicare Part B reimbursements for certain retirees and the adjustment of retirement eligibility criteria.

UNIVERSITY OF MICHIGAN

Management’s Discussion and Analysis (Unaudited)—Continued

Net Position

Net position represents the residual interest in the University’s assets and deferred outflows after liabilities and deferred inflows are deducted. The composition of the University’s net position at June 30 is summarized as follows:

	2022	2021 (in millions)	2020
Net investment in capital assets	\$ 3,522	\$ 3,670	\$ 3,767
Restricted:			
Nonexpendable:			
Permanent endowment corpus	2,822	2,625	2,483
Expendable:			
Net appreciation of permanent endowments	3,589	3,684	2,055
Funds functioning as endowment	3,218	2,974	2,260
Restricted for operations and other	807	924	852
Unrestricted	5,340	5,626	3,110
	\$ 19,298	\$ 19,503	\$ 14,527

Net investment in capital assets represents the University’s capital assets, net of accumulated depreciation, outstanding principal balances of debt and lease liabilities, unexpended bond proceeds, deferred outflows and deferred inflows associated with the acquisition, construction or improvement of those assets.

Restricted nonexpendable net position represents the corpus portion (historical value) of gifts to the University’s permanent endowment funds. Restricted expendable net position is subject to externally imposed stipulations governing their use and includes net appreciation of permanent endowments, funds functioning as endowment and net position restricted for operations, facilities and student loan programs. Restricted expendable net position remained stable with an increase of \$32 million, to \$7.6 billion at June 30, 2022, as compared to an increase of 47 percent, or \$2.4 billion, to \$7.6 billion at June 30, 2021.

Although unrestricted net position is not subject to externally imposed stipulations, substantially all of the University’s unrestricted net position has been designated for various academic programs, research initiatives and capital projects. Unrestricted net position at June 30, 2022 totaled \$5.3 billion and included funds functioning as endowment of \$7.7 billion offset by unfunded obligations for postemployment benefits of \$3.9 billion. Unrestricted net position at June 30, 2021 totaled \$5.6 billion and included funds functioning as endowment of \$7.7 billion offset by unfunded obligations for postemployment benefits of \$3.6 billion. Unrestricted net position also includes other net resources which totaled \$1.5 billion at both June 30, 2022 and 2021, respectively.

UNIVERSITY OF MICHIGAN

Management's Discussion and Analysis (Unaudited)—Continued

Consolidated Statement of Revenues, Expenses and Changes in Net Position

The consolidated statement of revenues, expenses and changes in net position presents the University's results of operations. In accordance with GASB reporting principles, revenues and expenses are classified as either operating or nonoperating. The University's revenues, expenses and changes in net position for the years ended June 30 are summarized as follows:

	2022	2021	2020
	(in millions)		
Operating revenues:			
Net student tuition and fees	\$ 1,586.1	\$ 1,480.8	\$ 1,455.6
Sponsored programs	1,361.3	1,264.4	1,259.9
Patient care revenues, net	5,605.7	5,351.1	4,767.9
Other	507.1	308.0	472.2
	9,060.2	8,404.3	7,955.6
Operating expenses	10,548.4	9,520.0	9,364.3
Operating loss	(1,488.2)	(1,115.7)	(1,408.7)
Nonoperating and other revenues (expenses):			
State educational appropriations	391.6	373.2	331.3
Federal Pell grants	53.6	53.4	53.5
Federal economic relief funds	151.9	255.7	143.8
Private gifts for operating activities	219.1	184.1	178.8
Net investment income	336.3	5,141.3	322.6
Interest expense	(125.2)	(97.9)	(86.0)
Federal subsidies for interest on Build America Bonds	5.5	5.5	5.6
State capital appropriations	29.8	32.1	13.9
Endowment and capital gifts and grants	235.0	151.0	167.6
Other	(14.0)	(6.6)	0.7
Nonoperating and other revenues, net	1,283.6	6,091.8	1,131.8
(Decrease) increase in net position	(204.6)	4,976.1	(276.9)
Net position, beginning of year	19,503.1	14,527.0	14,803.9
Net position, end of year	\$ 19,298.5	\$ 19,503.1	\$ 14,527.0

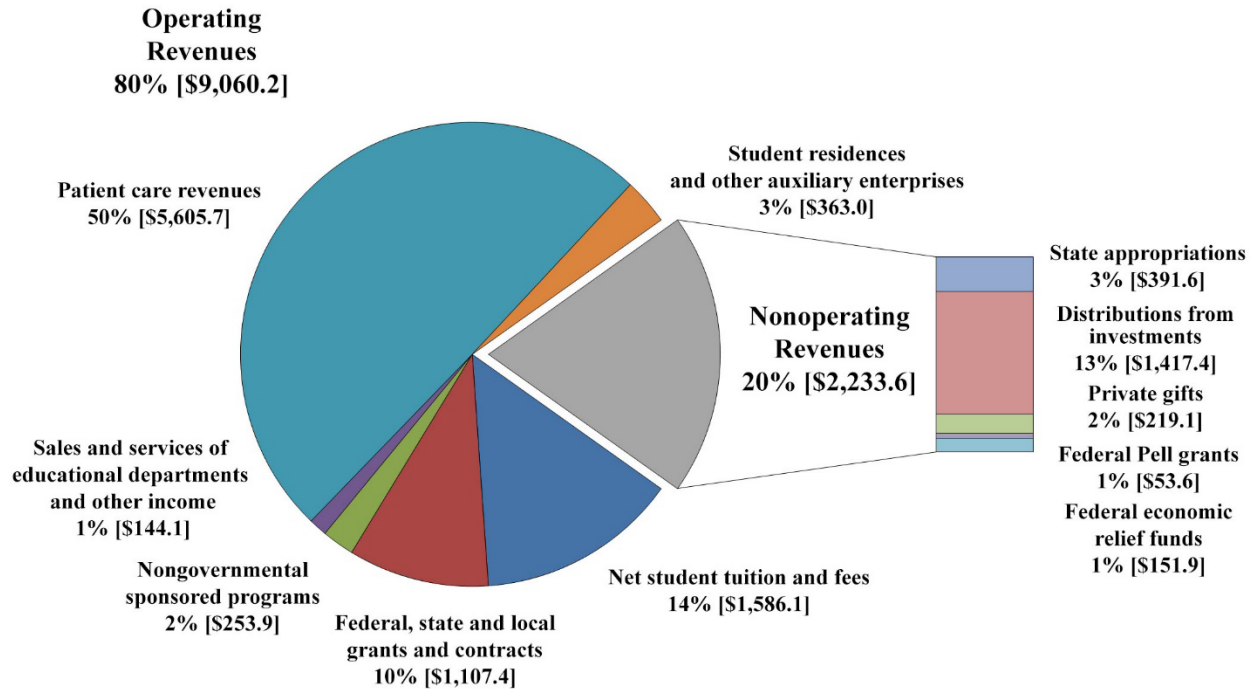
UNIVERSITY OF MICHIGAN

Management’s Discussion and Analysis (Unaudited)—Continued

One of the University’s greatest strengths is the diverse streams of revenue that supplement its student tuition and fees, including private support from individuals, foundations and corporations, along with government and other sponsored programs, state appropriations and investment income. The University continues to aggressively seek funding from all possible sources consistent with its mission in order to supplement student tuition and prudently manage the financial resources realized from these efforts to fund its operating activities, which include instruction, patient care and research.

The following is a graphic illustration of revenues by source, both operating and nonoperating, which are used to fund the University’s operating activities for the year ended June 30, 2022 (amounts are presented in millions of dollars). Certain recurring sources of the University’s revenues are considered nonoperating, as defined by GASB, such as state appropriations, distributions from investments, private gifts and federal Pell grants.

2022 Revenues for Operating Activities

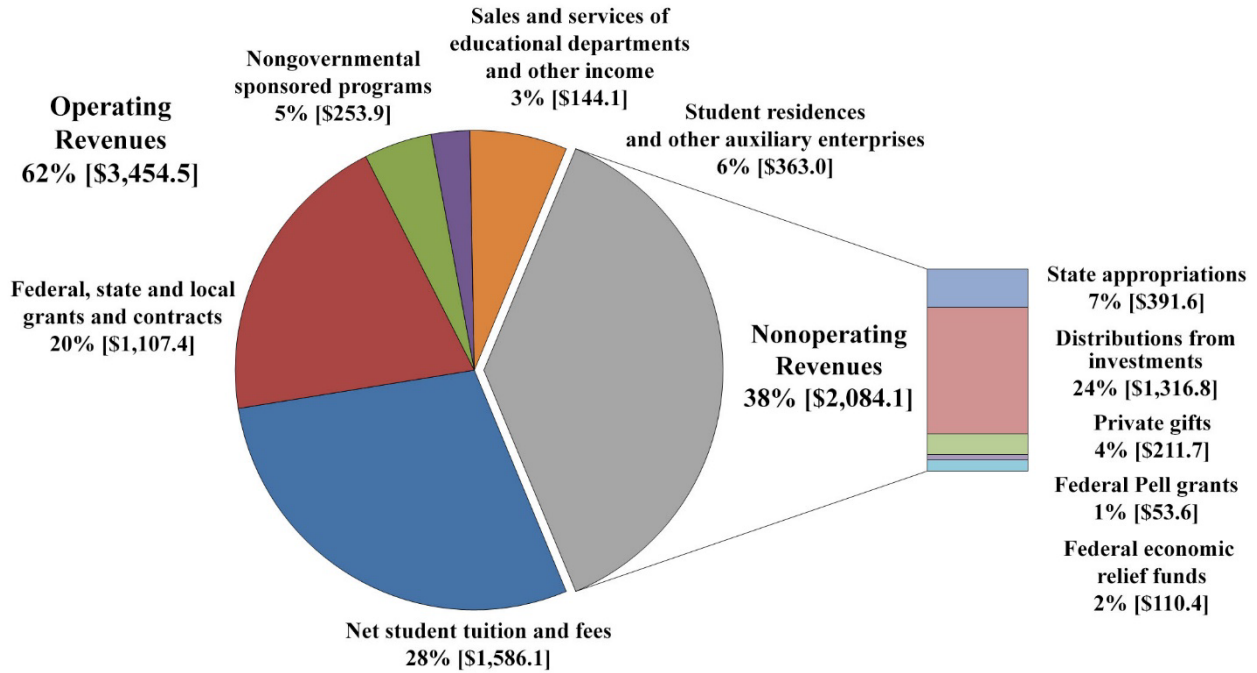


UNIVERSITY OF MICHIGAN

Management’s Discussion and Analysis (Unaudited)—Continued

The University measures its performance both for the University as a whole and for the University without its health system and other clinical activities. The exclusion of these activities allows a clearer view of the operations of the schools and colleges, as well as central administration. The following is a graphic illustration of University revenues by source, both operating and nonoperating, which are used to fund operating activities other than the health system and other clinical activities, for the year ended June 30, 2022 (amounts are presented in millions of dollars).

**2022 Revenues for Operating Activities
Excluding Revenues from the Health System and Other Clinical Activities**



Tuition and state appropriations are the primary sources of funding for the University’s academic programs. There is a relationship between the growth or reduction in state support and the University’s ability to restrain tuition fee increases. Together, net student tuition and fees and state educational appropriations increased 7 percent, or \$124 million, to \$2.0 billion in 2022.

UNIVERSITY OF MICHIGAN

Management’s Discussion and Analysis (Unaudited)—Continued

In 2022, the University’s state educational appropriations increased 5 percent, or \$18 million, to \$392 million primarily due to a one-time supplemental appropriation of \$15 million.

For the years ended June 30, net student tuition and fees revenue consisted of the following components:

	2022	2021	2020
	(in millions)		
Student tuition and fees	\$ 2,085.0	\$ 1,978.0	\$ 1,944.2
Less scholarship allowances	498.9	497.2	488.6
	\$ 1,586.1	\$ 1,480.8	\$ 1,455.6

In 2022, net student tuition and fees revenue increased 7 percent, or \$105 million, to \$1.6 billion, which reflects an increase of 5 percent, or \$107 million, in gross student tuition and fees revenue offset by an increase of less than 1 percent, or \$2 million, in scholarship allowances. Tuition rate increases in 2022 were 1.4 percent for resident undergraduate students and 1.8 percent for both nonresident undergraduate students and most graduate students on the Ann Arbor campus, with a 1.9 percent tuition rate increase for most resident undergraduate students on the Dearborn campus and no increase in the resident undergraduate rates on the Flint campus. During 2022, the University experienced moderate growth in the number of students, as well as a shift in mix from resident to nonresident students.

Tuition rate increases in 2021 were 1.9 percent for both resident and nonresident undergraduate students and most graduate students on the Ann Arbor campus, with a 1.9 and 3.9 percent tuition rate increase for most resident undergraduate students on the Dearborn and Flint campuses, respectively. During 2021, the University experienced moderate growth in the number of students, as well as a shift in mix from resident to nonresident students.

The University’s tuition rate increases have consistently been among the lowest in the state, even in years of significant reductions in state appropriations, which reflects a commitment to affordable higher education for Michigan families. In addition, the University has increased scholarship and fellowship expenses and related allowances to benefit students in financial need. The University’s long-term plan includes an ongoing commitment to cost containment and reallocating resources to the highest priorities to provide support for innovative new initiatives to maintain academic excellence and help students keep pace with the evolving needs of society.

UNIVERSITY OF MICHIGAN

Management’s Discussion and Analysis (Unaudited)—Continued

While tuition and state appropriations fund a large percentage of University costs, private support is also essential to the University’s academic distinction. Private gifts for other than capital and endowment purposes totaled \$219 million in 2022, as compared to \$184 million in 2021.

The University receives revenues for sponsored programs from various government agencies and private sources, which normally provide for both direct and indirect costs to perform these sponsored activities, with a significant portion related to federal research. Revenues for sponsored programs increased 8 percent, or \$97 million, to \$1.4 billion in 2022 driven primarily by increases in federally sponsored activity during this period.

Patient care revenues are principally generated within the University’s hospitals and ambulatory care facilities. Patient care revenues increased 5 percent, or \$255 million, to \$5.6 billion in 2022, due primarily to growth in patient volume as well as an increase in revenue per patient case.

For the years ended June 30, patient care revenues by source are summarized as follows:

	2022	2021	2020
	(in millions)		
University of Michigan Health	\$ 4,926.4	\$ 4,682.6	\$ 4,152.6
UM Health	522.4	507.0	464.3
Michigan Health Corporation	22.6	30.9	36.4
Other	134.3	130.6	114.6
	\$ 5,605.7	\$ 5,351.1	\$ 4,767.9

The largest component of patient care revenues is generated by UMH, a national leader in advanced patient care and comprehensive education of physicians and medical scientists. UMH serves as the principal teaching facility for the University’s Medical School and operates three hospitals with 1,043 licensed beds for acute care and psychiatric needs, as well as numerous ambulatory care centers and various other health care programs across the state. Substantially all physician services to UMH patients are provided by the University’s Medical School faculty. UMH also provides educational and clinical opportunities to students of the University’s Schools of Nursing, Dentistry, Social Work and Public Health, as well as the College of Pharmacy.

UNIVERSITY OF MICHIGAN

Management’s Discussion and Analysis (Unaudited)—Continued

UM Health patient care revenues primarily represent UMH-West, a community health care provider in west Michigan, which operates a hospital with 208 licensed beds for acute care, as well as outpatient clinics and a growing network of specialty services. The University’s affiliation with UMH-West positions UM Health to expand research capabilities, primary care, specialty services and the use of complex medical technologies.

Michigan Health Corporation generates revenue through its various joint venture and managed care initiatives, which provide services to patients including dialysis and other health services.

Other patient care revenues include amounts received from governmental and commercial payers associated with initiatives designed to improve accessibility and quality of care for patients, services provided by physicians working at facilities outside of the University and ambulatory care services provided by University Health Service, the School of Dentistry and the School of Nursing.

Contractual arrangements with governmental payers (Medicare and Medicaid) and private insurers impact patient care revenues. The distribution of net patient care service revenue by primary payer source for the years ended June 30 is summarized as follows:

	2022	2021	2020
Medicare	27%	27%	27%
Medicaid	13%	12%	11%
Blue Cross	38%	38%	39%
Other	22%	23%	23%

Federal economic relief funds represent amounts received from various government agencies to provide economic assistance to entities that have been negatively impacted by the COVID-19 pandemic. For the years ended June 30, federal economic relief funds are summarized as follows:

	2022	2021	2020
	(in millions)		
Provider Relief Fund	\$ 18.7	\$ 135.3	\$ 134.7
Higher Education Emergency Relief Fund	110.3	77.1	9.1
Coronavirus State and Local Fiscal Recovery Fund	16.7		
Coronavirus Relief Fund		42.4	
Other	6.2	0.9	
	\$ 151.9	\$ 255.7	\$ 143.8

UNIVERSITY OF MICHIGAN

Management's Discussion and Analysis (Unaudited)—Continued

Net investment income totaled \$336 million in 2022 as compared to \$5.1 billion in 2021. In 2022, the rising interest rate environment introduced increased volatility into the markets which had an effect on returns in the current fiscal year as compared to the prior year. Net investment income was attributable primarily to the alternative assets class which returned 12 percent overall, with natural resources and real estate assets leading with returns of 40 and 16 percent, respectively. The positive returns for the alternative assets class were offset by the performance of marketable assets, which were down 11 percent for the year.

During 2021, the financial markets experienced strong growth following the impact of the COVID-19 pandemic induced slowdown from the prior year. Alternative assets returned 51 percent with venture capital and private equity assets leading the alternative asset class with returns of 78 and 51 percent, respectively. Within the marketable assets class, equities led with a return of 51 percent.

State capital appropriations help the University improve its academic buildings. Recent capital outlays have supported renovations of the W.K. Kellogg Institute and Dental Building on the Ann Arbor campus, the Engineering Lab Building on the Dearborn campus and the William R. Murchie Science Building on the Flint campus.

Gifts and grants for endowment and capital purposes continue to be a significant part of sustaining the University's excellence. Private gifts for permanent endowment purposes totaled \$189 million in 2022, as compared to \$136 million in 2021. Capital gifts and grants totaled \$46 million in 2022 as compared to \$15 million in 2021. In recent years, major gifts have been received in support of the University's wide-ranging capital initiatives which include the health system, Ross School of Business, College of Engineering and Intercollegiate Athletics.

In addition to revenue diversification, the University continues to make cost containment an ongoing priority. This is necessary as the University faces significant financial pressures, particularly in the areas of compensation and benefits, which represent 62 percent of total expenses, as well as in the areas of energy, technology and ongoing maintenance of facilities and infrastructure.

UNIVERSITY OF MICHIGAN

Management’s Discussion and Analysis (Unaudited)—Continued

The University’s expenses for the years ended June 30 are summarized as follows (amounts in millions):

	2022		2021		2020	
Operating:						
Compensation and benefits	\$ 6,573.9	62%	\$ 6,137.5	64%	\$ 6,049.9	64%
Supplies and services	3,137.1	29	2,562.1	27	2,574.6	27
Depreciation	606.5	6	620.0	6	566.7	6
Scholarships and fellowships	230.9	2	200.4	2	173.1	2
	10,548.4	99	9,520.0	99	9,364.3	99
Nonoperating:						
Interest, net	119.7	1	92.4	1	80.4	1
	<u>\$ 10,668.1</u>	<u>100%</u>	<u>\$ 9,612.4</u>	<u>100%</u>	<u>\$ 9,444.7</u>	<u>100%</u>

The University is committed to recruiting and retaining outstanding faculty and staff and the compensation package is one way to successfully compete with peer institutions and nonacademic employers. Compensation and benefits increased 7 percent, or \$436 million, to \$6.6 billion in 2022. Of the 2022 increase, compensation increased 6 percent, or \$278 million, to \$4.9 billion, driven primarily by increases in staffing levels resulting from patient activity volumes within the University’s health system, and employee benefits increased 10 percent, or \$158 million, to \$1.7 billion, resulting from an increase in health care and prescription drug costs.

The University faces external and industry realities that put significant pressure on its ability to reduce compensation costs while remaining competitive. To help address this risk, the University continues to review components of its existing benefits program to find opportunities for potential savings without compromising the ability to offer competitive benefits to all faculty and staff.

Health care benefits are one of the most significant employee benefits. Compared to most employers, the University is in a unique position to utilize internal experts to advise and guide its health care and drug plans. Over the past several years, the University has implemented initiatives to better control its rate of cost increase, encourage employees to choose the lowest cost health care plan that meets their needs and share a larger portion of health care cost increases with employees. These initiatives reflect the reality of the national landscape while remaining true to the commitment we make to our employees for a robust benefits package. Careful stewardship of our health benefit plans, including the use of wellness initiatives, helps maintain our competitive position while preserving funding for the University’s core mission.

UNIVERSITY OF MICHIGAN

Management’s Discussion and Analysis (Unaudited)—Continued

Supplies and services expenses increased 22 percent, or \$575 million, to \$3.1 billion in 2022. This increase reflects the growth in patient care related expenses as well as an increase in insurance and benefits reserves.

In addition to their natural classification, it is also informative to review operating expenses by function. The University’s expenses by functional classification for the years ended June 30 are summarized as follows (amounts in millions):

	2022		2021		2020	
Operating:						
Instruction	\$ 1,243.3	12%	\$ 1,174.1	12%	\$ 1,204.8	13%
Research	919.2	9	853.1	9	862.8	9
Public service	271.1	2	287.5	3	206.4	2
Institutional and academic support	1,084.5	10	846.6	9	779.9	8
Operations and maintenance of plant	330.4	3	266.6	3	324.1	3
Auxiliary enterprises:						
Patient care	5,459.0	51	5,072.7	53	4,975.4	53
Other	403.5	4	199.0	2	271.1	3
Depreciation	606.5	6	620.0	6	566.7	6
Scholarships and fellowships	230.9	2	200.4	2	173.1	2
	10,548.4	99	9,520.0	99	9,364.3	99
Nonoperating:						
Interest, net	119.7	1	92.4	1	80.4	1
	\$ 10,668.1	100%	\$ 9,612.4	100%	\$ 9,444.7	100%

Instruction expenses increased 6 percent, or \$69 million, in 2022 and reflect the growth in the related revenue sources offset by cost containment efforts.

Research expenses increased 8 percent, or \$66 million, in 2022. The increase in 2022, reflects the strength of the University’s overall research enterprise and a return to pre-COVID-19 levels of research activity. To measure its total volume of research expenditures, the University considers research expenses included in the above table, as well as research related facilities and administrative expenses, research initiative and start-up expenses, and research equipment purchases. These amounts totaled \$1.7 billion and \$1.6 billion in 2022 and 2021, respectively.

Patient care expenses increased 8 percent, or \$386 million, in 2022 and reflect the impact of additional patient volume during the period. Increased medical supplies expense resulted from higher patient activity levels, the rising cost of pharmaceuticals and the additional cost of personal protective equipment associated with the COVID-19 pandemic.

UNIVERSITY OF MICHIGAN

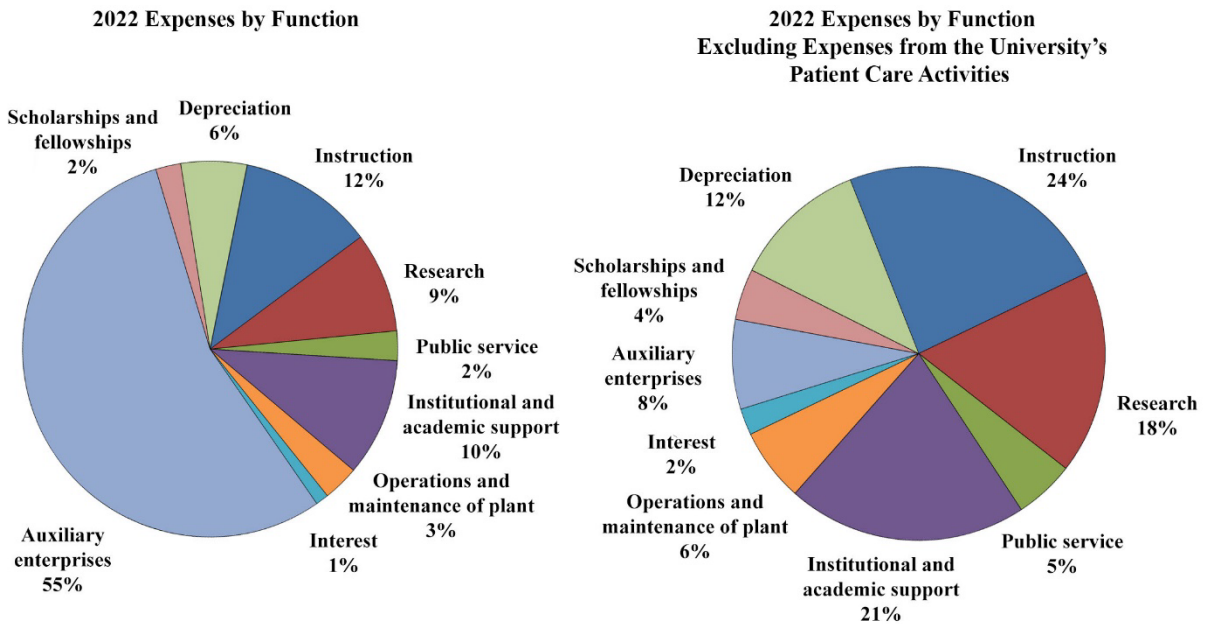
Management’s Discussion and Analysis (Unaudited)—Continued

Scholarships and fellowships provided to students totaled \$755 million in 2022 as compared to \$708 million in 2021, an increase of 7 percent. Tuition, housing and fees revenues are reported net of aid applied to students’ accounts, while amounts paid directly to students are reported as scholarships and fellowships expense. Scholarships and fellowships for the years ended June 30 are summarized as follows:

	2022	2021	2020
	(in millions)		
Paid directly to students	\$ 230.9	\$ 200.4	\$ 173.1
Applied to tuition and fees	498.9	497.2	488.6
Applied to University Housing	24.8	10.3	23.1
	<u>\$ 754.6</u>	<u>\$ 707.9</u>	<u>\$ 684.8</u>

During 2022, 2021 and 2020, scholarships and fellowships expense included emergency financial aid grants distributed directly to students in accordance with the terms of the Higher Education Emergency Relief Fund of \$53 million, \$26 million and \$8 million respectively.

The following graphic illustrations present total expenses by function, with and without the University’s health system and other patient care activities:



UNIVERSITY OF MICHIGAN

Management’s Discussion and Analysis (Unaudited)—Continued

Consolidated Statement of Cash Flows

The consolidated statement of cash flows provides additional information about the University’s financial results by reporting the major sources and uses of cash. The University’s cash flows for the years ended June 30 are summarized as follows:

	2022	2021	2020
	(in millions)		
Cash received from operations	\$ 8,866.2	\$ 8,081.4	\$ 8,345.6
Cash expended for operations	(9,336.1)	(8,360.3)	(8,440.6)
Net cash used in operating activities	(469.9)	(278.9)	(95.0)
Net cash provided by noncapital financing activities	2,626.5	900.9	1,705.4
Net cash used in capital and related financing activities	(281.0)	(622.3)	(602.3)
Net cash provided by (used in) investing activities	72.5	(271.3)	(130.0)
Net increase (decrease) in cash and cash equivalents	1,948.1	(271.6)	878.1
Cash and cash equivalents, beginning of year	1,003.8	1,275.4	397.3
Cash and cash equivalents, end of year	\$ 2,951.9	\$ 1,003.8	\$ 1,275.4

Cash received from operations primarily consists of student tuition, sponsored program grants and contracts, and patient care revenues. Significant sources of cash provided by noncapital financing activities, as defined by GASB, include state appropriations, federal Pell grants and private gifts used to fund operating activities.

Economic Factors That May Affect the Future

The University maintains the highest credit ratings of S&P Global (AAA) and Moody’s (Aaa). Achieving and maintaining the highest credit ratings provides the University with significant flexibility in securing capital funds on the most competitive terms. This flexibility, along with ongoing efforts toward revenue diversification and cost containment, will enable the University to provide the necessary resources to support a consistent level of excellence in service to students, patients, the research community, the state and the nation.

UNIVERSITY OF MICHIGAN

Management's Discussion and Analysis (Unaudited)—Continued

A crucial element to the University's future continues to be a strong relationship with the state of Michigan. Historically, there has been a connection between the growth or reduction of state support and the University's ability to control tuition increases. Over the past several years, the University has successfully addressed the realities of the state's challenging economy and, pursuant to a long-range plan, continues to work relentlessly to cut and mitigate operational costs in order to remain affordable and preserve access, while protecting the academic enterprise.

The University's budget for 2023 anticipates a 3.0 percent increase in state educational appropriations, a 3.4 percent tuition rate increase for Ann Arbor campus resident undergraduates and a 4.8 percent increase in centrally awarded financial aid. Nonresident undergraduate tuition rates as well as most graduate and professional rates will increase 3.9 percent. Resident undergraduate tuition rates for the Dearborn and Flint campuses will increase 3.6 percent and 4.9 percent, respectively.

The University continues to execute its long-range plan to maintain, modernize and expand its complement of older facilities while adding key new facilities for instruction, research, patient care, athletics and residential life. This strategy addresses the University's growth and the continuing effects of technology on teaching, research and clinical activities. Authorized costs to complete construction and other projects totaled \$1,394 million at June 30, 2022. Funding for these projects is anticipated to include \$1,046 million from internal sources, gifts, grants and proceeds from borrowings; \$43 million from the State Building Authority and \$305 million from the utilization of unexpended bond proceeds.

The University's health system continues its strategy to expand access to patients, locally and on a statewide basis. In addition to strategic capital and technological investments, the University's health system is also focusing on clinical affiliation arrangements and population management programs designed to expand community access and improve patient, family and provider experiences across the continuum of care. The affiliation arrangements are also expected to enhance clinical research, physician recruitment and support services.

UNIVERSITY OF MICHIGAN

Management's Discussion and Analysis (Unaudited)—Continued

While the University's health system is well positioned to maintain its strong financial condition in the near term, ongoing constraints on revenue are expected due to fiscal pressures from employers and federal and state governments. Lawmakers continue to discuss Medicare and Medicaid changes which may target graduate medical education-related payments and could result in a significant impact on teaching hospitals. In addition, private insurance and managed care contracts historically provide for annual increases in reimbursement rates that met or exceeded the rate of inflation; however, there can be no assurance that such trends will continue. Management believes that much of the payment pressure can be offset by growth in patient volume and continued efforts to contain certain costs.

The University will continue to employ its long-term investment strategy to maximize total returns, at an appropriate level of risk, while utilizing a spending rate policy to preserve endowment capital and insulate the University's operations from temporary market volatility.

As a labor-intensive organization, the University faces competitive pressures related to attracting and retaining faculty and staff. Moreover, consistent with the national landscape, the University also faces rising costs of health benefits for its employees and retirees. The University has successfully taken and will continue to take proactive steps to respond to these challenges while protecting the quality of the overall benefits package.

A portion of the University's labor force is unionized, with negotiated labor agreements defining terms and conditions of employment. Changes in relations with unions and represented employees, including the negotiation of new agreements, could have a material effect on the University.

The COVID-19 pandemic and related actions taken by federal and state governments in response may materially impact the University's financial position and its results of operations, including those related to instruction, research, patient care and other auxiliary activities. While the University continues to design and execute plans to mitigate these risks, the extent of the impact to the University will depend on future developments beyond its control, including the overall duration and spread of the outbreak, and cannot be fully determined at this time.

While it is not possible to predict the ultimate results, management believes that the University's financial position will remain strong.

UNIVERSITY OF MICHIGAN

Consolidated Statement of Net Position

	June 30,	
	2022	2021
	(in thousands)	
Assets		
Current Assets:		
Cash and cash equivalents	\$ 2,951,905	\$ 1,003,846
Investments for operating activities	1,691,019	1,912,859
Investments for capital activities	559,411	627,926
Investments for student loan activities	68,387	70,481
Accounts receivable, net	996,475	970,600
Current portion of notes and pledges receivable, net	108,164	108,789
Current portion of other assets	179,403	183,656
Cash collateral held by agent	23,037	20,040
Total Current Assets	<u>6,577,801</u>	<u>4,898,197</u>
Noncurrent Assets:		
Unexpended bond proceeds	305,452	52,451
Endowment, life income and other investments	17,837,664	17,532,653
Notes and pledges receivable, net	273,986	260,756
Other assets	126,435	131,951
Capital assets, net	6,265,812	6,432,423
Total Noncurrent Assets	<u>24,809,349</u>	<u>24,410,234</u>
Total Assets	<u>31,387,150</u>	<u>29,308,431</u>
Deferred Outflows	<u>1,045,098</u>	<u>1,124,313</u>
Liabilities		
Current Liabilities:		
Accounts payable	408,727	356,020
Accrued compensation and other	754,888	746,422
Unearned revenue	412,866	553,784
Current portion of insurance and benefits reserves	646,591	269,789
Current portion of obligations for postemployment benefits	97,354	95,581
Commercial paper and current portion of bonds payable	209,311	235,875
Long-term bonds payable subject to remarketing, net	274,392	300,542
Collateral held for securities lending	23,037	20,040
Total Current Liabilities	<u>2,827,166</u>	<u>2,578,053</u>
Noncurrent Liabilities:		
Accrued compensation	23,496	103,563
Insurance and benefits reserves	177,023	170,059
Obligations for defined benefit pension plan, net	(22,675)	(6,322)
Obligations for postemployment benefits	4,200,305	4,316,565
Obligations under life income agreements	73,554	76,995
Government loan advances	43,580	55,585
Bonds payable	4,722,319	2,777,621
Other liabilities	296,462	382,819
Total Noncurrent Liabilities	<u>9,514,064</u>	<u>7,876,885</u>
Total Liabilities	<u>12,341,230</u>	<u>10,454,938</u>
Deferred Inflows	<u>792,557</u>	<u>474,742</u>
Net Position		
Net investment in capital assets	3,522,018	3,669,608
Restricted:		
Nonexpendable	2,821,876	2,625,459
Expendable	7,615,023	7,582,296
Unrestricted	5,339,544	5,625,701
Total Net Position	<u>\$ 19,298,461</u>	<u>\$ 19,503,064</u>

The accompanying notes are an integral part of the consolidated financial statements.

UNIVERSITY OF MICHIGAN

**Consolidated Statement of Revenues, Expenses
and Changes in Net Position**

	Year Ended June 30,	
	2022	2021
	(in thousands)	
Operating Revenues		
Student tuition and fees	\$ 2,085,014	\$ 1,977,983
Less scholarship allowances	498,938	497,162
Net student tuition and fees	1,586,076	1,480,821
Federal grants and contracts	1,095,005	1,019,559
State and local grants and contracts	12,372	12,577
Nongovernmental sponsored programs	253,876	232,286
Sales and services of educational departments	141,498	140,594
Auxiliary enterprises:		
Patient care revenues (net of provision for bad debts of \$146,099 in 2022 and \$140,672 in 2021)	5,605,741	5,351,066
Student residence fees (net of scholarship allowances of \$24,767 in 2022 and \$10,260 in 2021)	121,919	50,334
Other revenues	241,115	115,029
Student loan interest income and fees	2,622	2,057
Total Operating Revenues	9,060,224	8,404,323
Operating Expenses		
Compensation and benefits	6,573,834	6,137,455
Supplies and services	3,137,104	2,562,079
Depreciation	606,523	620,037
Scholarships and fellowships	230,946	200,431
Total Operating Expenses	10,548,407	9,520,002
Operating Loss	(1,488,183)	(1,115,679)
Nonoperating Revenues (Expenses)		
State educational appropriations	391,639	373,230
Federal Pell grants	53,552	53,396
Federal economic relief funds	151,926	255,673
Private gifts for other than capital and endowment purposes	219,068	184,108
Net investment income	336,345	5,141,252
Interest expense	(125,248)	(97,924)
Federal subsidies for interest on Build America Bonds	5,519	5,529
Total Nonoperating Revenues, Net	1,032,801	5,915,264
(Loss) Income Before Other Revenues (Expenses)	(455,382)	4,799,585
Other Revenues (Expenses)		
State capital appropriations	29,760	32,062
Capital gifts and grants	46,222	14,639
Private gifts for permanent endowment purposes	188,803	136,402
Other	(14,006)	(6,624)
Total Other Revenues, Net	250,779	176,479
(Decrease) Increase in Net Position	(204,603)	4,976,064
Net Position, Beginning of Year	19,503,064	14,527,000
Net Position, End of Year	\$ 19,298,461	\$ 19,503,064

The accompanying notes are an integral part of the consolidated financial statements.

UNIVERSITY OF MICHIGAN
Consolidated Statement of Cash Flows

	Year Ended June 30,	
	2022	2021
	(in thousands)	
Cash Flows from Operating Activities		
Student tuition and fees	\$ 1,590,126	\$ 1,487,613
Federal, state and local grants and contracts	1,110,673	1,016,803
Nongovernmental sponsored programs	266,398	238,827
Sales and services of educational departments and other	391,838	274,661
Patient care revenues	5,367,111	4,994,855
Student residence fees	122,470	50,936
Payments to employees	(4,884,734)	(4,543,478)
Payments for benefits	(1,524,661)	(1,142,841)
Payments to suppliers	(2,688,744)	(2,467,119)
Payments for scholarships and fellowships	(230,946)	(200,431)
Student loans issued	(7,014)	(6,430)
Student loans collected	14,985	15,662
Student loan interest and fees collected	2,622	2,057
Net Cash Used in Operating Activities	(469,876)	(278,885)
Cash Flows from Noncapital Financing Activities		
State educational appropriations	390,943	331,523
Federal Pell grants	53,552	53,396
Federal economic relief funds	149,484	249,737
Private gifts and other receipts	378,153	285,710
Proceeds from issuance of debt	1,700,000	
Interest payments on debt	(18,787)	(16,830)
Payments for bond refunding and related costs	(13,651)	
Student direct lending receipts	312,072	312,147
Student direct lending disbursements	(315,257)	(311,608)
Amounts received for annuity and life income funds	1,223	5,979
Amounts paid to annuitants and life beneficiaries and related expenses	(11,194)	(9,118)
Net Cash Provided by Noncapital Financing Activities	2,626,538	900,936
Cash Flows from Capital and Related Financing Activities		
State capital appropriations	29,491	31,033
Private gifts and other receipts	38,750	37,792
Principal and interest payments on lease liabilities	(67,299)	(66,409)
Proceeds from issuance of capital debt	782,838	164,875
Principal payments on capital debt	(527,900)	(211,690)
Interest payments on capital debt	(119,730)	(86,834)
Federal subsidies for Build America Bonds interest	5,524	5,531
Payments for bond refunding and related costs	(3,104)	
Purchases of capital assets	(428,852)	(498,316)
Proceeds from sales of capital assets	9,214	1,739
Net Cash Used in Capital and Related Financing Activities	(281,068)	(622,279)

The accompanying notes are an integral part of the consolidated financial statements.

UNIVERSITY OF MICHIGAN

Consolidated Statement of Cash Flows—Continued

	Year Ended June 30,	
	2022	2021
	(in thousands)	
Cash Flows from Investing Activities		
Interest and dividends on investments, net	44,637	24,323
Proceeds from sales and maturities of investments	9,795,835	8,341,799
Purchases of investments	(9,405,226)	(8,710,091)
Net (increase) decrease in unexpended capital debt proceeds	(253,001)	73,454
Net (increase) decrease in cash equivalents from noncurrent investments	(95,546)	8,232
Net increase in fiduciary custodial funds and other	(14,234)	(9,044)
Net Cash Provided by (Used in) Investing Activities	72,465	(271,327)
Net Increase (Decrease) in Cash and Cash Equivalents	1,948,059	(271,555)
Cash and Cash Equivalents, Beginning of Year	1,003,846	1,275,401
Cash and Cash Equivalents, End of Year	\$ 2,951,905	\$ 1,003,846
Reconciliation of Operating Loss to Net Cash Used in Operating Activities:		
Operating loss	\$ (1,488,183)	\$ (1,115,679)
Adjustments to reconcile operating loss to net cash used in operating activities:		
Depreciation expense	606,523	620,037
Changes in assets and liabilities:		
Accounts receivable, net	(10,502)	(331,111)
Notes and pledges receivable, net	(416)	(283)
Other assets	9,280	(46,807)
Accounts payable	60,333	(11,484)
Accrued compensation and other	(145,861)	209,818
Unearned revenue	(141,472)	(27,287)
Insurance and benefits reserves	383,766	136,417
Obligations for defined benefit pension plan, net	(16,353)	(5,075)
Obligations for postemployment benefits	(114,487)	934,658
Changes in deferred outflows	105,899	(615,072)
Changes in deferred inflows	281,597	(27,017)
Net Cash Used in Operating Activities	\$ (469,876)	\$ (278,885)

The accompanying notes are an integral part of the consolidated financial statements.

UNIVERSITY OF MICHIGAN

Statement of Fiduciary Net Position

	June 30,		September 30,	
	2022	2021	2021	2020
	Custodial Funds		Pension Trust Funds	
	(in thousands)			
Assets				
Receivables			\$ 1,109	\$ 220
Investments	\$ 293,682	\$ 274,374	89,697	77,486
Total Assets	293,682	274,374	90,806	77,706
Liabilities				
Due to individuals and organizations	50,590	50,578	318	142
Total Liabilities	50,590	50,578	318	142
Fiduciary Net Position				
Restricted for:				
Pension			90,488	77,564
Organizations	243,092	223,796		
Total Fiduciary Net Position	\$ 243,092	\$ 223,796	\$ 90,488	\$ 77,564

The accompanying notes are an integral part of the consolidated financial statements.

UNIVERSITY OF MICHIGAN

Statement of Changes in Fiduciary Net Position

	Year Ended June 30,		Year Ended September 30,	
	2022	2021	2021	2020
	Custodial Funds		Pension Trust Funds	
	(in thousands)			
Additions				
Contributions:				
Organizations	\$ 2,162	\$ 6,327		
Employer			\$ 2,227	\$ 60
Total contributions	2,162	6,327	2,227	60
Net investment income	18,832	54,582	16,966	7,079
Total Additions	20,994	60,909	19,193	7,139
Deductions				
Benefits paid to participants			5,846	5,565
Administrative expenses			423	375
Withdrawals	1,698	872		
Total Deductions	1,698	872	6,269	5,940
Increase in Fiduciary Net Position	19,296	60,037	12,924	1,199
Fiduciary Net Position, Beginning of Year	223,796	163,759	77,564	76,365
Fiduciary Net Position, End of Year	\$ 243,092	\$ 223,796	\$ 90,488	\$ 77,564

The accompanying notes are an integral part of the consolidated financial statements.

UNIVERSITY OF MICHIGAN

Notes to Consolidated Financial Statements

June 30, 2022 and 2021

Note 1—Organization and Summary of Significant Accounting Policies

Organization and Basis of Presentation: The University of Michigan (the “University”) is a state-supported institution with an enrollment of over 65,000 students on its three campuses. The financial statements include the individual schools, colleges and departments, the University of Michigan Health (“UMH”), Michigan Health Corporation (a wholly-owned corporation created for joint venture and managed care initiatives), UM Health (a wholly-owned corporation created to hold and develop the University’s statewide network of hospitals, hospital joint ventures and other hospital affiliations, primarily consisting of UMH-West) and Veritas Insurance Corporation (a wholly-owned captive insurance company). While the University is a political subdivision of the state of Michigan, it is not a component unit of the State in accordance with Governmental Accounting Standards Board (“GASB”) Statement No. 14, *The Financial Reporting Entity*. The University is classified as a state instrumentality under Internal Revenue Code Section 115 and a charitable organization under Internal Revenue Code Section 501(c)(3), and is therefore exempt from federal income taxes. Certain activities of the University may be subject to taxation as unrelated business income under Internal Revenue Code Sections 511 to 514.

Within its consolidated financial statements, the University reports as a special purpose government entity engaged primarily in business type activities, as defined by GASB, on the accrual basis. Business type activities are those that are financed in whole or in part by fees charged to external parties for goods or services. The University’s fiduciary activities represent those resources for which the University acts as a trustee or custodian, including the UMH-West pension plan trust which is considered a fiduciary component unit.

During 2022, the University adopted GASB Statement No. 87, *Leases* (“GASB 87”), which establishes a single model for lease accounting based on the principle that leases serve to finance the right to use an underlying asset. The statement requires lessees to recognize right-to-use assets and related liabilities, and lessors to recognize receivables and corresponding deferred inflows of resources, for leases that were previously classified as operating and recognized as inflows or outflows of resources. The adoption of GASB 87 has been reflected at the beginning of the earliest period presented in the financial statements, or July 1, 2020, resulting in an increase to the following line items within the University’s consolidated statement of net position as of this date (in thousands):

Current portion of notes and pledges receivable, net	\$ 129
Notes and pledges receivable, net	\$ 282
Capital assets, net	\$ 263,291
Accounts payable	\$ 50,254
Other noncurrent liabilities	\$ 213,037
Deferred inflows	\$ 411

UNIVERSITY OF MICHIGAN

Notes to Consolidated Financial Statements—Continued

Note 1—Organization and Summary of Significant Accounting Policies—Continued

Net position is categorized as:

- Net investment in capital assets: Capital assets, net of accumulated depreciation, outstanding principal balances of debt and lease liabilities, unexpended bond proceeds, deferred outflows and deferred inflows associated with the acquisition, construction or improvement of those assets.
- Restricted:
 - Nonexpendable – Net position subject to externally imposed stipulations that it be maintained permanently. Such net position includes the corpus portion (historical value) of gifts to the University’s permanent endowment funds and certain investment earnings stipulated by the donor to be reinvested permanently.
 - Expendable – Net position subject to externally imposed stipulations that can be fulfilled by actions of the University pursuant to those stipulations or that expire by the passage of time. Such net position includes net appreciation of the University’s permanent endowment funds that have not been stipulated by the donor to be reinvested permanently.
- Unrestricted: Net position not subject to externally imposed stipulations. Unrestricted net position may be designated for specific purposes by action of management or the Board of Regents. Substantially all unrestricted net position is designated for various academic programs, research initiatives and capital projects.

Summary of Significant Accounting Policies: The University considers all highly liquid investments purchased with a maturity of three months or less to be cash equivalents. Cash equivalents representing assets of the University’s endowment, life income and other investments are included in noncurrent investments as these funds are not used for operating purposes.

Investments are reported in four categories in the statement of net position. Investments reported as endowment, life income and other investments are those funds invested in portfolios that are considered by management to be of a long duration. Investments for student loan and capital activities are those funds that are intended to be used for these specific activities. All other investments are reported as investments for operating activities.

UNIVERSITY OF MICHIGAN

Notes to Consolidated Financial Statements—Continued

Note 1—Organization and Summary of Significant Accounting Policies—Continued

GASB defines fair value and establishes a framework for measuring fair value that includes a three tiered hierarchy of valuation inputs, placing a priority on those which are observable in the market. Observable inputs reflect market data obtained from sources independent of the reporting entity and unobservable inputs reflect the University's own assumptions about how market participants would value an asset or liability based on the best information available. To the extent that valuation is based on models or inputs that are less observable or unobservable in the market, the determination of fair value requires more judgment. The three levels of inputs, of which the first two are considered observable and the last unobservable, are as follows:

- Level 1 – Quoted prices for identical assets or liabilities in active markets that can be accessed at the measurement date
- Level 2 – Other significant observable inputs, either direct or indirect, such as quoted prices for similar assets or liabilities in active markets; quoted prices for identical or similar assets or liabilities in markets that are not active; inputs other than quoted prices that are observable; or market corroborated inputs
- Level 3 – Unobservable inputs

GASB allows for the use of net asset value (“NAV”) as a practical expedient to determine the fair value of nonmarketable investments if the NAV is calculated in a manner consistent with the Financial Accounting Standards Board’s measurement principles for investment companies. Investments that use NAV in determining fair value are disclosed separately from the valuation hierarchy as presented in Note 2.

Investments in marketable securities are carried at fair value, as established by the major securities markets. Purchases and sales of investments are accounted for on the trade date basis. Investment income is recorded on the accrual basis. Realized and unrealized gains and losses are reported in investment income.

Investments in nonmarketable limited partnerships are carried at fair value, which is generally established using the NAV provided by the management of the investment partnerships at June 30, 2022 and 2021. The University may also adjust the fair value of these investments based on market conditions, specific redemption terms and restrictions, risk considerations and other factors. As these investments are not readily marketable, the estimated value is subject to uncertainty, and therefore, may differ from the value that would have been used had a ready market for the investments existed.

UNIVERSITY OF MICHIGAN

Notes to Consolidated Financial Statements—Continued

Note 1—Organization and Summary of Significant Accounting Policies—Continued

Investments denominated in foreign currencies are translated into U.S. dollar equivalents using year end spot foreign currency exchange rates. Purchases and sales of investments denominated in foreign currencies and related income are translated at spot exchange rates on the transaction dates.

Derivative instruments such as financial futures, forward foreign exchange contracts and interest rate swaps held in investment portfolios, are recorded on the contract date and are carried at fair value using listed price quotations or amounts that approximate fair value. To facilitate trading in financial futures, the University is required to post cash or securities to satisfy margin requirements of the exchange where such futures contracts are listed. The University monitors the required amount of cash and securities on deposit for financial futures transactions and withdraws or deposits cash or securities as necessary.

Accounts receivable are recorded net of an allowance for uncollectible accounts receivable. The allowance is based on management's judgment of potential uncollectible amounts, which includes such factors as historical experience and type of receivable.

The University receives pledges and bequests of financial support from corporations, foundations and individuals. Revenue is recognized when a pledge representing an unconditional promise to give is received and all eligibility requirements, including time requirements, have been met. In the absence of such a promise, revenue is recognized when the gift is received. Permanent endowment pledges do not meet eligibility requirements, as defined by GASB, and are not recorded as assets until the related gift is received.

Unconditional promises to give that are expected to be collected in future years are recorded at the present value of the estimated future cash flows. The discounts on these amounts are computed using risk-free interest rates applicable to the years in which the promises are made, commensurate with expected future payments. An allowance for uncollectible pledges receivable is provided based on management's judgment of potential uncollectible amounts and includes such factors as prior collection history, type of gift and nature of fundraising.

Capital assets are recorded at cost or, if donated, at acquisition value at the date of donation. Depreciation of capital assets is provided on a straight-line method over the estimated useful lives of the respective assets, which generally range from three to fifty years. Right-to-use assets are recorded at the present value of payments expected to be made during the related term using discount rates which are based upon the University's incremental borrowing rates, and are depreciated over the shorter of the related term or the expected useful life of the underlying asset. The University does not capitalize works of art or historical treasures that are held for exhibition, education, research or public service, as these collections are neither disposed of for financial gain nor encumbered in any way.

UNIVERSITY OF MICHIGAN

Notes to Consolidated Financial Statements—Continued

Note 1—Organization and Summary of Significant Accounting Policies—Continued

Deferred outflows represent the consumption of net assets attributable to a future period and are primarily associated with the University's obligations for postemployment benefits, debt and derivative activity, and the defined benefit pension plan for UMH-West.

Unearned revenue consists primarily of cash received from grant and contract sponsors which has not yet been earned under the terms of the agreement. Unearned revenue also includes amounts received in advance of an event, such as student tuition and advance ticket sales related to future fiscal years. In 2020, the University received amounts from the Centers for Medicare and Medicaid Services under the terms of their Accelerated and Advance Payment Program, which was expanded in response to the COVID-19 pandemic. The unearned portion of these additional advanced payments totaled \$41,240,000 and \$261,396,000 at June 30, 2022 and 2021, respectively, and will be reported as patient care revenues as the qualifying patient care services are performed.

The University holds life income funds for beneficiaries of the pooled income fund, charitable remainder trusts and the gift annuity program. These funds generally pay lifetime income to beneficiaries, after which the principal is made available to the University in accordance with donor intentions. All life income fund assets, including those held in trust, are recorded at fair value. The present value of estimated future payments due to life income beneficiaries is recorded as a liability.

Deferred inflows represent the acquisition of net assets attributable to a future period and are primarily associated with the University's obligations for postemployment benefits, the defined benefit pension plan for UMH-West and irrevocable split-interest agreements.

For donor restricted endowments, the Uniform Prudent Management of Institutional Funds Act, as adopted in Michigan, permits the Board of Regents to appropriate amounts for endowment spending rule distributions as is considered prudent. The University's policy is to retain net realized and unrealized appreciation with the endowment after spending rule distributions. Net appreciation of permanent endowment funds, which totaled \$3,589,441,000 and \$3,684,197,000 at June 30, 2022 and 2021, respectively, is recorded in restricted expendable net position. The University's endowment spending rule is further discussed in Note 2.

The University's policy for defining operating activities as reported on the statement of revenues, expenses and changes in net position are those that generally result from exchange transactions such as payments received for providing services and payments made for services or goods received. Nearly all of the University's expenses result from exchange transactions.

UNIVERSITY OF MICHIGAN

Notes to Consolidated Financial Statements—Continued

Note 1—Organization and Summary of Significant Accounting Policies—Continued

Student tuition and residence fees are presented net of scholarships and fellowships applied to student accounts, while stipends and other payments made directly to students are presented as scholarship and fellowship expenses.

Patient care revenues are reported net of contractual allowances and bad debt expenses. Contractual allowances are estimated based on agreements with third-party payers that provide payments for patient care services at amounts different from established rates. These allowances are subject to the laws and regulations governing the federal and state programs and post-payment audits, and adjusted in future periods as final settlements are determined. Patient care services are primarily provided through the University's health system, which includes University Health Service, which offers health care services to students, faculty and staff, and Dental Faculty Associates, which offers dental care services performed by faculty dentists.

Patient care services are provided to patients who meet certain criteria under the University's charity care policies without charge or at amounts less than its established rates. Accordingly, charity care is not reported as revenue in the accompanying statement of revenues, expenses and changes in net position. Charges forgone for charity care services totaled \$60,229,000 and \$62,596,000 in 2022 and 2021, respectively.

Other auxiliary enterprise revenues primarily represent revenues generated by intercollegiate athletics, parking, student unions and student publications.

Certain significant revenue streams relied upon for operations result from nonexchange transactions and are recorded as nonoperating revenues including state appropriations, federal Pell grants, gifts and investment income.

Federal economic relief funds represent amounts received from the federal government to provide economic assistance to entities that have been negatively impacted by the COVID-19 pandemic. During 2022 and 2021, the University received payments primarily from four programs, the Provider Relief Fund, the Higher Education Emergency Relief Fund, the Coronavirus State and Local Fiscal Recovery Fund and the Coronavirus Relief Fund.

The Provider Relief Fund is administered through the U.S. Department of Health and Human Services and offers funding to hospitals and health care providers to support expenses incurred or revenues lost associated with the COVID-19 pandemic. Funds received are recognized into revenue as the University identifies eligible expenditures or lost revenues which qualify for reimbursement. Revenue recognized under the terms of this program totaled \$18,666,000 and \$135,325,000 in 2022 and 2021, respectively.

UNIVERSITY OF MICHIGAN

Notes to Consolidated Financial Statements—Continued

Note 1—Organization and Summary of Significant Accounting Policies—Continued

The Higher Education Emergency Relief Fund is administered through the U.S. Department of Education and was designed to facilitate the distribution of emergency financial aid grants directly to students, as well as to provide funding for institutions negatively impacted by the COVID-19 pandemic. Under the terms of the student portion of this program, revenue is recognized once eligible expenditures associated with the distribution of aid to students have been incurred. For the institutional portions of this program, revenue is recognized as the University identifies eligible expenditures or lost revenues which qualify for reimbursement. Revenue recognized under the terms of this program totaled \$110,324,000 and \$77,055,000 in 2022 and 2021, respectively.

The Coronavirus State and Local Fiscal Recovery Fund is administered through the U.S. Department of the Treasury and delivers aid to state, local and tribal governments to support their response to and recovery from the COVID-19 pandemic. Funds received are recognized into revenue as the University identifies eligible expenditures or lost revenues which qualify for reimbursement. Revenue recognized under the terms of this program totaled \$16,695,000 in 2022.

The Coronavirus Relief Fund is administered through the U.S. Department of the Treasury and provides assistance to state, local and tribal governments to support expenses incurred due to the public health emergency associated with the COVID-19 pandemic. Funds received from the state of Michigan are recognized into revenue as the University identifies eligible expenditures which qualify for reimbursement. Revenue recognized under the terms of this program totaled \$42,380,000 in 2021.

The preparation of financial statements in conformity with accounting principles generally accepted in the United States of America requires management to make estimates and assumptions that affect amounts reported in the financial statements and accompanying notes. Actual results could differ from those estimates. The most significant areas that require management estimates relate to self-insurance and benefits obligations.

UNIVERSITY OF MICHIGAN

Notes to Consolidated Financial Statements—Continued

Note 2—Cash and Investments

Summary: The University maintains centralized management for substantially all of its cash and investments.

Working capital of individual University units is primarily invested in the University Investment Pool (“UIP”). Together with the University’s short-term insurance and other benefits reserves, the UIP is invested in the Daily and Monthly Portfolios, which are principally invested in investment-grade money market securities, U.S. government and other fixed income securities, and absolute return strategies.

The University collectively invests substantially all of the assets of its endowment funds along with a portion of its insurance and benefits reserves, charitable remainder trusts and gift annuity program in the Long Term Portfolio. The longer investment horizon of the Long Term Portfolio allows for an equity-oriented strategy to achieve higher expected returns over time, and permits the use of less liquid alternative investments, providing for equity diversification beyond the stock markets. The Long Term Portfolio includes investments in domestic and non-U.S. stocks and bonds, commingled funds and limited partnerships consisting of venture capital, absolute return strategies, private equity, real estate and natural resources.

The University also separately invests certain endowments and charitable remainder trusts, unexpended bond proceeds and other funds with investment restrictions outside of the Daily, Monthly and Long Term Portfolios.

The University holds invested funds as a result of agency relationships with various groups that are considered fiduciary in nature. Funds received are invested in either the UIP, or the University Endowment Fund (“UEF”), a comingled pool invested entirely in the Long Term Portfolio. The University establishes the fair value of the UIP at \$1.00 per share and any participant in the pool may purchase or redeem shares at that price. The University determines the fair value of UEF shares at the end of each calendar quarter based on the fair value of the pool. Participants may purchase or redeem UEF shares at fair value at each valuation date, subject to minimum holding and notice requirements.

Given the comingled nature of the underlying pools in which the UIP and UEF invest, unitized shares are not specifically associated with individual investments. Therefore, the University’s investment activities as presented within the consolidated statement of cash flows as well as this note are presented gross, with a corresponding adjustment to remove the fiduciary custodial activities that are presented within the statement of fiduciary net position and statement of changes in fiduciary net position.

UNIVERSITY OF MICHIGAN

Notes to Consolidated Financial Statements—Continued

Note 2—Cash and Investments—Continued

Authorizations: The University's investment policies are governed and authorized by University Bylaws and the Board of Regents. The approved asset allocation policy for the Long Term Portfolio sets general targets for both equities and fixed income securities. Since diversification is a fundamental risk management strategy, the Long Term Portfolio is broadly diversified within these general categories.

The endowment spending rule provides for distributions from the UEF to the participants that benefit from the endowment fund. The annual distribution rate is 4.5 percent of the one-quarter lagged seven year moving average fair value of fund shares. To protect endowment principal in the event of a prolonged market downturn, distributions are limited to 5.3 percent of the current fair value of fund shares. Distributions are also made from the UIP based on the 90-day U.S. Treasury Bill rate. The University's costs to administer and grow the UEF and UIP are funded by investment returns.

Cash and Cash Equivalents and Unexpended Bond Proceeds: Cash and cash equivalents, which totaled \$2,951,905,000 and \$1,003,846,000 at June 30, 2022 and 2021, respectively, represent cash and short-term money market investments in mutual funds, overnight collective funds managed by the University's custodian or short-term highly liquid investments registered as securities and held by the University or its agents in the University's name. Of its cash and cash equivalents, the University had actual cash balances in its bank accounts in excess of Federal Deposit Insurance Corporation limits in the amount of \$36,227,000 and \$72,126,000 at June 30, 2022 and 2021, respectively. The University does not require its deposits to be collateralized or insured.

Unexpended bond proceeds, which totaled \$305,452,000 and \$52,451,000 at June 30, 2022 and 2021, respectively, represent short-term money market investments in mutual funds. These amounts are used solely for the reimbursement of qualifying expenditures for construction projects associated with certain outstanding general revenue bonds issued by the University.

UNIVERSITY OF MICHIGAN

Notes to Consolidated Financial Statements—Continued

Note 2—Cash and Investments—Continued

Cash and cash equivalents and unexpended bond proceeds include certain securities that are subject to the leveling requirements defined by GASB. Level 1 securities, which primarily consist of money market funds and U.S. government securities, totaled \$2,998,384,000 and \$926,114,000 at June 30, 2022 and 2021, respectively. Level 2 securities, which primarily consist of commercial paper and repurchase agreements, totaled \$150,811,000 and \$5,500,000 at June 30, 2022 and 2021, respectively.

Investments: At June 30, 2022 and 2021, the University’s investments, which are held by the University or its agents in the University’s name, are summarized as follows:

	2022	2021
	(in thousands)	
Cash equivalents, noncurrent	\$ 371,602	\$ 276,168
Equity securities	624,928	752,048
Fixed income securities	3,010,240	3,010,819
Commingled funds	2,657,802	3,190,302
Nonmarketable alternative investments	13,778,984	13,183,395
Other investments	6,607	5,561
	20,450,163	20,418,293
Less fiduciary custodial funds	293,682	274,374
	<u>\$ 20,156,481</u>	<u>\$ 20,143,919</u>

UNIVERSITY OF MICHIGAN

Notes to Consolidated Financial Statements—Continued

Note 2—Cash and Investments—Continued

At June 30, 2022 and 2021, the fair value of the University’s investments based on the inputs used to value them is summarized as follows:

	2022				Total Fair Value
	Level 1	Level 2	Level 3 (in thousands)	NAV	
Cash equivalents, noncurrent	\$ 371,602	-	-	-	\$ 371,602
Equity securities:					
Domestic	149,188		\$ 68,219		217,407
Foreign	405,453		2,068		407,521
	554,641	-	70,287	-	624,928
Fixed income securities:					
U.S. Treasury	1,877,265				1,877,265
U.S. government agency		\$ 55,483			55,483
Corporate and other		1,069,366	8,126		1,077,492
	1,877,265	1,124,849	8,126	-	3,010,240
Commingled funds:					
Absolute return				\$ 1,985,526	1,985,526
Domestic equities	4,067			347,147	351,214
Global equities	7,497			296,002	303,499
U.S. fixed income	2,430				2,430
Other	15,133				15,133
	29,127	-	-	2,628,675	2,657,802
Nonmarketable alternative investments:					
Venture capital				4,881,566	4,881,566
Absolute return				2,336,711	2,336,711
Private equity			448,100	2,129,959	2,578,059
Real estate			20,289	1,726,906	1,747,195
Natural resources			266,079	1,969,374	2,235,453
	-	-	734,468	13,044,516	13,778,984
Other investments	(2,005)	(169)	8,781	-	6,607
	\$ 2,830,630	\$ 1,124,680	\$ 821,662	\$ 15,673,191	20,450,163
Less fiduciary custodial funds					293,682
					<u>\$ 20,156,481</u>

UNIVERSITY OF MICHIGAN

Notes to Consolidated Financial Statements—Continued

Note 2—Cash and Investments—Continued

	2021				Total Fair Value
	Level 1	Level 2	Level 3 (in thousands)	NAV	
Cash equivalents, noncurrent	\$ 276,168	-	-	-	\$ 276,168
Equity securities:					
Domestic	155,737		\$ 52,154		207,891
Foreign	542,969		1,188		544,157
	698,706	-	53,342	-	752,048
Fixed income securities:					
U.S. Treasury	1,887,542				1,887,542
U.S. government agency		\$ 49,513			49,513
Corporate and other		1,068,479	5,285		1,073,764
	1,887,542	1,117,992	5,285	-	3,010,819
Commingled funds:					
Absolute return				\$ 2,524,614	2,524,614
Domestic equities	14,060			268,714	282,774
Global equities	49			359,321	359,370
U.S. fixed income	3,092				3,092
Other	20,452				20,452
	37,653	-	-	3,152,649	3,190,302
Nonmarketable alternative investments:					
Venture capital				4,592,803	4,592,803
Absolute return				2,556,764	2,556,764
Private equity			449,800	2,460,896	2,910,696
Real estate			8,658	1,590,549	1,599,207
Natural resources			203,886	1,320,039	1,523,925
	-	-	662,344	12,521,051	13,183,395
Other investments	(2,665)	(1,235)	9,461	-	5,561
	\$ 2,897,404	\$ 1,116,757	\$ 730,432	\$ 15,673,700	20,418,293
Less fiduciary custodial funds					274,374
					<u>\$ 20,143,919</u>

Investments categorized as Level 1 are valued using prices quoted in active markets for those securities. Equity securities categorized as Level 3 represent investments in start-up or venture companies. Fixed income securities categorized as Level 2 represent investments valued using a matrix pricing technique, which values debt securities based on their relationship to a benchmark and the relative spread to that benchmark. Fixed income securities categorized as Level 3 represent debt investments with select venture funded University faculty start-ups. Nonmarketable alternative investments categorized as Level 3 primarily represent direct investments which are valued using models that rely on inputs which are unobservable in the market.

UNIVERSITY OF MICHIGAN

Notes to Consolidated Financial Statements—Continued

Note 2—Cash and Investments—Continued

The University's investment strategy incorporates certain financial instruments that involve, to varying degrees, elements of market risk and credit risk in excess of amounts recorded in the financial statements. Market risk is the potential for changes in the value of financial instruments due to market changes, including interest and foreign exchange rate movements and fluctuations embodied in forwards, futures and commodity or security prices. Market risk is directly impacted by the volatility and liquidity of the markets in which the underlying assets are traded. Credit risk is the possibility that a loss may occur due to the failure of a counterparty to perform according to the terms of the contract. The University's risk of loss in the event of a counterparty default is typically limited to the amounts recognized in the statement of net position and is not represented by the contract or notional amounts of the instruments.

Fixed income securities have inherent financial risks, including credit risk and interest rate risk. Credit risk for fixed income securities is the risk that the issuer will not fulfill its obligations. Nationally recognized statistical rating organizations ("NSROs"), such as S&P Global and Moody's, assign credit ratings to security issues and issuers that indicate a measure of potential credit risk to investors. Fixed income securities considered investment grade are those rated at least BBB by S&P Global and Baa by Moody's. To manage credit risk, the University specifies minimum average and minimum absolute quality NSRO ratings for securities held pursuant to its management agreements.

The University minimizes concentration of credit risk, the risk of a large loss attributed to the magnitude of the investment in a single issuer of fixed income securities, by diversifying its fixed income issues and issuers and holding U.S. Treasury securities which are considered to have minimal credit risk. The University also manages this risk at the account level by limiting each fixed income manager's holding of any non-U.S. government issuer to 5 percent of the value of the investment account.

Interest rate risk is the risk that changes in interest rates will adversely affect the fair value of fixed income securities. Effective duration, a commonly used measure of interest rate risk, incorporates a security's yield, coupon, final maturity, call features and other embedded options into one number expressed in years that indicates how price-sensitive a security or portfolio of securities is to changes in interest rates. The effective duration of a security or portfolio indicates the approximate percentage change in fair value expected for a one percent change in interest rates. The longer the duration, the more sensitive the security or portfolio is to changes in interest rates. The weighted average effective duration of the University's fixed income securities was 2.6 years at June 30, 2022 compared to 3.2 years at June 30, 2021. The University manages the effective duration of its fixed income securities at the account level, where fixed income managers generally may not deviate from the duration of their respective benchmarks by more than 25 percent. The Monthly Portfolio held positions in bond futures at June 30, 2022 and 2021, which are used to adjust the duration of cash equivalents and the fixed income portion of the portfolios.

UNIVERSITY OF MICHIGAN

Notes to Consolidated Financial Statements—Continued

Note 2—Cash and Investments—Continued

The composition of fixed income securities at June 30, 2022 and 2021, along with credit quality and effective duration measures, is summarized as follows:

	2022					Duration (in years)
	U.S. Government	Investment Grade	Non- Investment Grade (in thousands)	Not Rated	Total	
U.S. Treasury	\$ 1,874,199				\$ 1,874,199	2.3
U.S. Treasury inflation protected	3,066				3,066	14.6
U.S. government agency	55,483				55,483	4.7
Mortgage backed		\$ 28,735	\$ 977	\$ 3,816	33,528	1.8
Asset backed		113,288	684		113,972	0.6
Corporate and other		863,373	21,025	45,594	929,992	3.5
	<u>\$ 1,932,748</u>	<u>\$ 1,005,396</u>	<u>\$ 22,686</u>	<u>\$ 49,410</u>	<u>\$ 3,010,240</u>	2.6

	2021					Duration (in years)
	U.S. Government	Investment Grade	Non- Investment Grade (in thousands)	Not Rated	Total	
U.S. Treasury	\$ 1,884,675				\$ 1,884,675	2.7
U.S. Treasury inflation protected	2,867				2,867	17.1
U.S. government agency	49,513				49,513	5.2
Mortgage backed		\$ 40,465	\$ 66	\$ 10,047	50,578	1.6
Asset backed		111,033		400	111,433	0.8
Corporate and other		845,052	19,927	46,774	911,753	4.5
	<u>\$ 1,937,055</u>	<u>\$ 996,550</u>	<u>\$ 19,993</u>	<u>\$ 57,221</u>	<u>\$ 3,010,819</u>	3.2

Of the University's fixed income securities, 98 percent and 97 percent were rated investment grade or better at June 30, 2022 and 2021, respectively, and 73 percent of these securities consisted of either U.S. treasury and government agencies or non-U.S. government securities rated AAA/Aaa at both June 30, 2022 and 2021.

Commingled (pooled) funds include Securities and Exchange Commission regulated mutual funds and externally managed funds, limited partnerships and corporate structures which are generally unrated and unregulated. Certain commingled funds may use derivatives, short positions and leverage as part of their investment strategy. These investments are structured to limit the University's risk exposure to the amount of invested capital.

UNIVERSITY OF MICHIGAN

Notes to Consolidated Financial Statements—Continued

Note 2—Cash and Investments—Continued

Nonmarketable alternative investments consist of limited partnerships and similar vehicles involving an advance commitment of capital called by the general partner as needed and distributions of capital and return on invested capital as underlying strategies are concluded during the life of the partnership. There is not an active secondary market for these alternative investments, which are generally unrated and unregulated, and the liquidity of these investments is dependent on actions taken by the general partner. The University's limited partnerships are diversified in terms of manager selection, industry and geographic focus. At June 30, 2022 and 2021, no individual partnership investment represented 5 percent or more of total investments.

Absolute return strategies in the commingled funds and nonmarketable alternative investments classifications include long/short stock programs, merger arbitrage, intra-capital structure arbitrage and distressed debt investments. The goal of absolute return strategies is to provide, in aggregate, a return that is consistently positive and uncorrelated with the overall market.

The University's investments in commingled funds and nonmarketable alternative investments are contractual agreements that may limit the ability to initiate redemptions due to notice periods, lock-ups and gates. Additional information about current redemption terms and outstanding commitments at June 30, 2022 is summarized as follows (amounts in thousands):

	Fair Value	Remaining Life	Outstanding Commitments	Redemption Terms	Redemption Notice
Commingled funds	\$ 2,657,802	N/A	\$ -	Daily, monthly, quarterly and annually, with varying notice periods	Lock-up provisions range from none to five years
Nonmarketable alternative investments	\$ 13,778,984	1-12 years	\$ 5,179,752	Ineligible for redemption	N/A

Commingled funds have liquidity (redemption) provisions, which enable the University to make full or partial withdrawals with notice, subject to restrictions on the timing and amount. Of the University's commingled funds at June 30, 2022 and 2021, 71 percent and 79 percent, respectively, are redeemable within one year, with 46 percent and 65 percent, respectively, redeemable within 90 days under normal market conditions. The remaining amounts are redeemable beyond one year, with redemption of certain funds dependent on disposition of the underlying assets. The University's committed but unpaid obligation to nonmarketable alternative investments is further discussed in Note 14.

UNIVERSITY OF MICHIGAN

Notes to Consolidated Financial Statements—Continued

Note 2—Cash and Investments—Continued

The University participates in non-U.S. developed and emerging markets through commingled funds invested in non-U.S./global equities and absolute return strategies. Although all of these funds are reported in U.S. dollars, price changes of the underlying securities in local markets as well as changes to the value of local currencies relative to the U.S. dollar are embedded in investment returns. In addition, a portion of the University’s equity securities and nonmarketable alternative investments are denominated in foreign currencies, which must be settled in local (non-U.S.) currencies.

Foreign exchange risk is the risk that investments denominated in foreign currencies may lose value due to adverse fluctuations in the value of the U.S. dollar relative to foreign currencies. Forward foreign currency contracts are typically used to manage the risks related to fluctuations in currency exchange rates between the time of purchase or sale and the actual settlement of foreign securities. Various investment managers acting for the University use forward foreign exchange contracts in risk-based transactions to carry out their portfolio strategies and are subject to agreements that provide minimum diversification and maximum exposure limits by country and currency.

The value of the University’s non-U.S. dollar holdings, net of the value of the outstanding forward foreign exchange contracts, totaled \$1,564,351,000 or 8 percent of total investments at June 30, 2022, and \$1,777,448,000 or 9 percent of total investments at June 30, 2021, and are summarized as follows:

	2022	2021
	(in thousands)	
Euro	\$ 876,311	\$ 885,763
British pound sterling	234,271	279,092
Swedish krona	195,165	236,595
Canadian dollar	106,781	143,015
Japanese yen	106,570	135,042
Danish krone	23,433	29,657
Other	21,820	68,284
	\$ 1,564,351	\$ 1,777,448

The Long Term Portfolio and the Monthly Portfolio participate in a short-term, fully collateralized, securities lending program administered by the University’s master custodian. Together, the Portfolios had \$42,466,000 and \$21,472,000 in securities loans outstanding at June 30, 2022 and 2021, respectively. At loan inception, an approved borrower must deliver collateral of cash, securities or letters of credit to the University’s lending agent equal to 102 percent of fair

UNIVERSITY OF MICHIGAN

Notes to Consolidated Financial Statements—Continued

Note 2—Cash and Investments—Continued

value for domestic securities and 105 percent for foreign securities. Collateral positions are monitored daily to ensure that borrowed securities are never less than 100 percent collateralized. At June 30, 2022, collateral of \$52,693,000 (124 percent of securities on loan) includes invested cash of \$23,037,000 and U.S. government securities of \$29,656,000, while at June 30, 2021, collateral of \$22,227,000 (104 percent of securities on loan) includes invested cash of \$20,040,000 and U.S. government securities of \$2,187,000.

Cash collateral held by the University’s lending agent, along with the offsetting liability to return the collateral at loan termination, are recorded in the statement of net position. Neither the University nor its securities lending agent has the ability to pledge or sell securities received as collateral unless a borrower defaults. Securities loans may be terminated upon notice by either the University or the borrower.

Note 3—Accounts Receivable

The composition of accounts receivable at June 30, 2022 and 2021 is summarized as follows:

	2022	2021
	(in thousands)	
Patient care	\$ 797,306	\$ 778,548
Sponsored programs	187,237	177,384
State appropriations, educational and capital	72,768	71,804
Student accounts	37,612	38,445
Other	52,979	45,947
	<u>1,147,902</u>	<u>1,112,128</u>
Less allowance for uncollectible accounts receivable:		
Patient care	140,314	131,628
All other	11,113	9,900
	<u>\$ 996,475</u>	<u>\$ 970,600</u>

UNIVERSITY OF MICHIGAN

Notes to Consolidated Financial Statements—Continued

Note 4—Notes and Pledges Receivable

The composition of notes and pledges receivable at June 30, 2022 and 2021 is summarized as follows:

	2022	2021
	(in thousands)	
Notes:		
Federal student loan programs	\$ 46,227	\$ 54,341
University student loan funds	14,363	14,233
Other	2,277	8,192
	62,867	76,766
Less allowance for uncollectible notes	3,100	3,100
Total notes receivable, net	59,767	73,666
Gift pledges:		
Capital	100,495	94,264
Operations	232,882	212,471
	333,377	306,735
Less:		
Allowance for uncollectible pledges	7,827	7,407
Unamortized discount to present value	3,167	3,449
Total pledges receivable, net	322,383	295,879
Total notes and pledges receivable, net	382,150	369,545
Less current portion	108,164	108,789
	\$ 273,986	\$ 260,756

The principal repayment and interest rate terms of federal and University loans vary considerably. The allowance for uncollectible notes only applies to University funded loans and the University portion of federal student loans, as the University is not obligated to fund the federal portion of uncollected student loans. Federal loan programs are funded principally with federal advances to the University under the Perkins and various health professions loan programs.

UNIVERSITY OF MICHIGAN

Notes to Consolidated Financial Statements—Continued

Note 4—Notes and Pledges Receivable—Continued

Payments on pledges receivable at June 30, 2022 are expected to be received in the following years ended June 30 (in thousands):

2023	\$ 94,692
2024	71,686
2025	49,704
2026	46,335
2027	20,856
2028 and after	50,104
	<hr/>
	\$ 333,377

Permanent endowment pledges do not meet eligibility requirements, as defined by GASB, until the related gift is received. Accordingly, permanent endowment pledges totaling \$137,460,000 and \$129,158,000 at June 30, 2022 and 2021, respectively, are not recognized as assets in the accompanying financial statements. In addition, bequest intentions and other conditional promises are not recognized as assets until the specified conditions are met due to uncertainties with regard to their realizability and valuation.

UNIVERSITY OF MICHIGAN

Notes to Consolidated Financial Statements—Continued

Note 5—Capital Assets

Capital assets activity for the years ended June 30, 2022 and 2021 is summarized as follows:

	2022			Ending Balance
	Beginning Balance	Additions	Retirements	
	(in thousands)			
Land	\$ 155,111	\$ 1,722	\$ 950	\$ 155,883
Land improvements	168,121	2,710	216	170,615
Infrastructure	264,874			264,874
Buildings	9,986,838	463,350	51,977	10,398,211
Construction in progress	481,905	(203,002)		278,903
Equipment	2,231,283	126,709	188,897	2,169,095
Library materials	724,672	30,215	5	754,882
Right-to-use assets	382,614	32,433	6,555	408,492
	14,395,418	454,137	248,600	14,600,955
Less accumulated depreciation	7,962,995	606,523	234,375	8,335,143
	\$ 6,432,423	\$ (152,386)	\$ 14,225	\$ 6,265,812

	2021			Ending Balance
	Beginning Balance	Additions	Retirements	
	(in thousands)			
Land	\$ 153,218	\$ 1,897	\$ 4	\$ 155,111
Land improvements	163,626	5,671	1,176	168,121
Infrastructure	264,778	96		264,874
Buildings	9,507,952	516,904	38,018	9,986,838
Construction in progress	635,515	(153,610)		481,905
Equipment	2,239,751	91,249	99,717	2,231,283
Library materials	699,201	25,471		724,672
Right-to-use assets	365,057	35,496	17,939	382,614
	14,029,098	523,174	156,854	14,395,418
Less accumulated depreciation	7,492,799	620,037	149,841	7,962,995
	\$ 6,536,299	\$ (96,863)	\$ 7,013	\$ 6,432,423

The decrease in construction in progress of \$203,002,000 in 2022 represents the amount of capital expenditures for new projects of \$287,679,000 net of assets placed in service of \$490,681,000. The decrease in construction in progress of \$153,610,000 in 2021 represents the amount of capital expenditures for new projects of \$359,238,000 net of assets placed in service of \$512,848,000.

UNIVERSITY OF MICHIGAN

Notes to Consolidated Financial Statements—Continued

Note 6—Long-term Debt

Long-term debt at June 30, 2022 and 2021 is summarized as follows:

	2022	2021
	(in thousands)	
Commercial paper:		
Tax-exempt, variable rate (0.96%)*	\$ 140,505	\$ 149,305
Taxable, variable rate (1.09%)*	630	4,220
General revenue bonds:		
Series 2022A, taxable, 3.504% to 4.454% through 2122	1,700,000	
Series 2022B, taxable, 3.504% through 2052	300,000	
Series 2022C, taxable, 2.734% to 3.599% through 2047	413,205	
Series 2022D, 5.00% through 2033	55,775	
unamortized premium	13,858	
Series 2020A, 4.00% to 5.00% through 2050	138,430	138,430
unamortized premium	33,091	35,589
Series 2020B, taxable, 1.004% to 2.562% through 2050	850,025	850,025
Series 2019A, 5.00% through 2036	123,335	132,140
unamortized premium	17,809	20,674
Series 2019B, taxable, 2.714% to 3.416% through 2029	12,210	13,765
Series 2019C, 4.00% through 2049	61,725	61,725
unamortized premium	5,189	5,443
Series 2018A, 4.00% to 5.00% through 2048	127,280	130,025
unamortized premium	14,911	15,915
Series 2017A, 4.86% to 5.00% through 2035	239,970	420,990
unamortized premium	32,720	60,910
Series 2015, 4.00% to 5.00% through 2035	112,690	280,950
unamortized premium	14,715	38,791
Series 2014A, 4.25% to 5.00% through 2030	18,925	70,425
unamortized premium	1,327	5,201
Series 2014B, taxable, 3.216% to 3.516% through 2024	1,980	2,945
Series 2013A, 2.50% to 5.00% through 2029	39,370	40,780
unamortized premium	812	1,005
Series 2012A, variable rate (0.83%)* through 2036	50,000	50,000
Series 2012B, variable rate (0.56%)* through 2042	65,000	65,000
Series 2012D-1, variable rate (0.58%)* through 2025 with partial swap to fixed through 2025	44,760	48,915
Series 2012D-2, variable rate (0.83%)* through 2030 with partial swap to fixed through 2026	44,135	49,025
Series 2012E**, variable rate through 2033		82,020
Series 2010A, taxable Build America Bonds, 4.926% to 5.593% through 2040	163,110	163,110
Series 2010D, taxable Build America Bonds, 3.756% to 5.333% through 2041	146,620	148,205
Series 2009B, variable rate (1.20%)* through 2039	118,710	118,710
Series 2008A, variable rate (0.60%)* through 2038	57,085	57,085
Series 2008B, variable rate (0.86%)* through 2028 with partial swap to fixed through 2026	46,115	52,715
	5,206,022	3,314,038
Less:		
Commercial paper and current portion of bonds payable	209,311	235,875
Long-term bonds payable subject to remarketing, net	274,392	300,542
	\$ 4,722,319	\$ 2,777,621

* Denotes variable rate at June 30, 2022

** Denotes variable rate bonds not subject to remarketing

UNIVERSITY OF MICHIGAN

Notes to Consolidated Financial Statements—Continued

Note 6—Long-term Debt—Continued

Certain variable rate bonds have remarketing features which allow bondholders to put debt back to the University. Accordingly, these variable rate bonds are classified as current unless supported by liquidity agreements, such as lines of credit or standby bond purchase agreements, which can refinance the debt on a long-term basis. The classification of the University’s variable rate bonds payable subject to remarketing at June 30, 2022 and 2021 is summarized as follows:

	2022	2021
	(in thousands)	
Variable rate bonds payable subject to remarketing	\$ 425,805	\$ 441,450
Less:		
Current principal maturities	26,150	15,645
Long-term liquidity agreements:		
Unsecured lines of credit	125,263	125,263
Long-term bonds payable subject to remarketing, net	\$ 274,392	\$ 300,542

The University’s available lines of credit totaled \$1,190,000,000 and were entirely unused at both June 30, 2022 and 2021.

In connection with certain issues of variable rate debt, the University has entered into floating-to-fixed interest rate swaps to convert all or a portion of the associated variable rate debt to synthetic fixed rates to protect against the potential of rising interest rates. Information about the University’s interest rate swaps is discussed in Note 7.

UNIVERSITY OF MICHIGAN

Notes to Consolidated Financial Statements—Continued

Note 6—Long-term Debt—Continued

Long-term debt activity for the years ended June 30, 2022 and 2021 is summarized as follows:

	2022			Ending Balance
	Beginning Balance	Additions	Reductions	
	(in thousands)			
Commercial paper	\$ 153,525		\$ 12,390	\$ 141,135
Bonds	3,160,513	\$ 2,482,838	578,464	5,064,887
	<u>\$ 3,314,038</u>	<u>\$ 2,482,838</u>	<u>\$ 590,854</u>	<u>\$ 5,206,022</u>
	2021			
	Beginning Balance	Additions	Reductions	Ending Balance
	(in thousands)			
Commercial paper	\$ 135,305	\$ 164,875	\$ 146,655	\$ 153,525
Bonds	3,240,866		80,353	3,160,513
	<u>\$ 3,376,171</u>	<u>\$ 164,875</u>	<u>\$ 227,008</u>	<u>\$ 3,314,038</u>

The University maintains a combination of variable and fixed rate debt supported by general revenues, with effective interest rates that averaged 2.9 percent and 2.5 percent in 2022 and 2021, respectively, including federal subsidies for interest on taxable Build America Bonds.

The University utilizes commercial paper to provide interim financing for its capital improvement program. The Board of Regents has authorized the issuance of up to \$300,000,000 in commercial paper backed by a general revenue pledge. Outstanding commercial paper debt is converted to long-term debt financing, as appropriate, within the normal course of business.

During 2022, the University issued \$2,468,980,000 of General Revenue Bonds with a net original issue premium of \$13,858,000 which included \$1,700,000,000 of fixed rate, taxable bonds Series 2022A, \$300,000,000 of fixed rate, taxable green bonds Series 2022B, \$413,205,000 of fixed rate, taxable bonds Series 2022C and \$55,775,000 of fixed rate, tax-exempt bonds Series 2022D. Total bond proceeds of \$2,482,838,000 were utilized to refund \$69,410,000 of existing bonds, establish an escrow of \$411,701,000 to advance refund existing bonds, as well as provide \$298,618,000 for capital projects designed to advance the University's commitment to decarbonization, \$1,686,312,000 for capital projects and other general purposes, and \$16,797,000 for debt issuance costs.

UNIVERSITY OF MICHIGAN

Notes to Consolidated Financial Statements—Continued

Note 6—Long-term Debt—Continued

Bond proceeds of \$69,410,000 were used to refund a portion of the General Revenue Bonds Series 2012E, which had an interest rate of 0.78 percent at March 31, 2022 and a final maturity date of April 1, 2033. As a result of the refunding, the University's aggregate debt service payments increased over the next 11 years by \$6,811,000, resulting in a present value economic loss of \$7,161,000.

The University also established three escrow funds with bond proceeds of \$411,701,000 to advance refund \$49,470,000 of General Revenue Bonds Series 2014A, \$162,885,000 of General Revenue Bonds Series 2015 and \$166,840,000 of General Revenue Bonds Series 2017A which had average interest rates of 4.9 percent, 5.0 percent and 5.0 percent, respectively. These bonds are considered legally defeased as amounts were deposited in irrevocable escrow funds with an escrow trustee to provide for all future debt service payments on the refunded bonds to the dates of redemption. As a result of these advance refundings, the University reduced its aggregate debt service payments over the next 25 years by \$30,853,000, resulting in a present value economic gain of \$29,851,000.

Deferred outflows associated with the University's refunding activity totaled \$34,397,000 and \$4,064,000 at June 30, 2022 and 2021, respectively; and deferred inflows associated with the University's refunding activity totaled \$47,486,000 at June 30, 2022. The outstanding balance of these deferred outflows and deferred inflows will be amortized into interest expense over the remaining life of the refunded bonds.

UNIVERSITY OF MICHIGAN

Notes to Consolidated Financial Statements—Continued

Note 6—Long-term Debt—Continued

Debt obligations are generally callable by the University and mature at various dates through fiscal 2122. Principal maturities, including interest on debt obligations, based on scheduled bond maturities for the next five years and in subsequent five-year periods are as follows:

	Principal	Interest*	Total
		(in thousands)	
2023	\$ 196,860	\$ 184,422	\$ 381,282
2024	97,925	179,897	277,822
2025	201,540	176,333	377,873
2026	102,155	171,799	273,954
2027	145,010	167,520	312,530
2028-2032	557,410	763,760	1,321,170
2033-2037	533,435	659,930	1,193,365
2038-2042	742,085	553,573	1,295,658
2043-2047	165,125	471,971	637,096
2048-2052	1,130,045	432,746	1,562,791
2053-2117		3,474,120	3,474,120
2118-2122	1,200,000	267,240	1,467,240
Total payments	5,071,590	\$ 7,503,311	\$ 12,574,901
Plus unamortized premiums	134,432		
	<u>\$ 5,206,022</u>		

* Interest on variable rate debt is estimated based on rates in effect at June 30, 2022; amounts do not reflect federal subsidies to be received for Build America Bonds interest

UNIVERSITY OF MICHIGAN

Notes to Consolidated Financial Statements—Continued

Note 6—Long-term Debt—Continued

The University maintains certain unsecured lines of credit and standby bond purchase agreements that, in accordance with GASB requirements, do not qualify to support the noncurrent classification of variable rate bonds payable subject to remarketing. If all of the variable rate bonds subject to remarketing were put back to the University and these existing unsecured lines of credit and standby bond purchase agreements were not extended upon their current expiration dates, the total principal payments due in 2023 would decrease to \$170,710,000, total principal payments due in 2024 would increase to \$115,365,000, total principal payments due in 2025 would increase to \$363,497,000, total principal payments due in 2026 would increase to \$280,633,000 and total principal payments due in 2027 would decrease to \$131,040,000. Accordingly, principal payments due in subsequent years would be reduced to \$482,675,000 in 2028 through 2032, \$379,950,000 in 2033 through 2037 and \$652,550,000 in 2038 through 2042. Principal payments due in 2043 through 2122 would not change. There would not be a material impact on annual interest payments due to the low variable rate of interest on these bonds.

Note 7—Derivative Instruments

Derivatives held by the University are recorded at fair value in the statement of net position. For hedging derivative instruments that are effective in significantly reducing an identified financial risk, the corresponding change in fair value is deferred and included in the statement of net position. For all other derivative instruments, changes in fair value are reported as investment income or loss.

UNIVERSITY OF MICHIGAN

Notes to Consolidated Financial Statements—Continued

Note 7—Derivative Instruments—Continued

Derivative instruments held by the University at June 30, 2022 and 2021 are summarized as follows:

	2022	
	Notional Amount	Fair Value
	(in thousands)	
Investment derivative instruments:		
Investment portfolios:		
Futures	\$ 82,255	\$ 55
Foreign currency forwards:		
Australian dollar	80,923	(4,742)
Thailand baht	57,203	4,667
New Zealand dollar	71,097	3,501
Japanese yen	73,249	3,165
Columbian peso	47,389	(3,102)
Israeli shekel	36,851	2,843
All other currencies	601,769	(10,256)
	968,481	(3,924)
Other	38,220	(184)
	\$ 1,088,956	\$ (4,053)
Floating-to-fixed interest rate swaps on debt	\$ 44,670	\$ (1,690)
Effective cash flow hedges:		
Floating-to-fixed interest rate swaps on debt	\$ 49,280	\$ (1,343)
	2021	
	Notional Amount	Fair Value
	(in thousands)	
Investment derivative instruments:		
Investment portfolios:		
Futures	\$ 97,399	\$ (432)
Foreign currency forwards:		
Euro	193,416	(8,305)
New Zealand dollar	144,792	4,769
Swedish krona	165,644	(4,624)
Canadian dollar	83,602	(4,456)
Japanese yen	240,261	3,250
Australian dollar	140,630	3,241
All other currencies	889,389	10,842
	1,857,734	4,717
Other	25,134	248
	\$ 1,980,267	\$ 4,533
Floating-to-fixed interest rate swaps on debt	\$ 48,815	\$ (4,982)
Effective cash flow hedges:		
Floating-to-fixed interest rate swaps on debt	\$ 60,760	\$ (4,739)

UNIVERSITY OF MICHIGAN

Notes to Consolidated Financial Statements—Continued

Note 7—Derivative Instruments—Continued

The University utilizes bond futures in its investment portfolios to adjust the duration of cash equivalents and fixed income securities, while foreign currency forward contracts are utilized to settle securities and transactions denominated in foreign currencies and manage foreign exchange risk. Other derivative instruments in the University’s investment portfolios consist primarily of interest rate swaps, credit default swaps and total return swaps used to carry out investment and portfolio strategies.

In connection with certain issues of variable rate debt, the University has entered into floating-to-fixed interest rate swaps to convert all or a portion of the associated variable rate debt to synthetic fixed rates to protect against the potential of rising interest rates. The fair value of these swaps generally represent the estimated amount that the University would pay to terminate the swap agreements at the statement of net position date, taking into account current interest rates and creditworthiness of the underlying counterparty. The valuation inputs used to determine the fair value of these instruments are considered Level 2, as they rely on observable inputs other than quoted market prices. The notional amount represents the underlying reference of the instrument and does not represent the amount of the University’s settlement obligations.

At June 30, 2022 and 2021, the fair value of floating-to-fixed interest rate swaps associated with the University’s variable rate debt is (\$3,033,000) and (\$9,721,000), respectively, and is included in the statement of net position as a component of other liabilities. The deferred outflows associated with the fair value of swaps deemed effective cash flow hedges totaled \$587,000 and \$3,550,000 at June 30, 2022 and 2021, respectively.

The change in fair value of derivative instruments, which includes realized gains and losses on positions closed, for the years ended June 30, 2022 and 2021 is summarized as follows:

	2022	2021
	(in thousands)	
Investment derivative instruments:		
Investment portfolios:		
Futures	\$ (15,763)	\$ 25,502
Foreign currency forwards	(51,023)	13,688
Other	374	731
	\$ (66,412)	\$ 39,921
Floating-to-fixed interest rate swaps on debt	\$ 3,292	\$ 2,219
Effective cash flow hedges:		
Floating-to-fixed interest rate swaps on debt	\$ 3,396	\$ 2,448

UNIVERSITY OF MICHIGAN

Notes to Consolidated Financial Statements—Continued

Note 7—Derivative Instruments—Continued

Using rates in effect at June 30, 2022, the projected cash flows for the floating-to-fixed interest rate swaps deemed effective cash flow hedges, along with the debt service requirements of the associated variable rate debt, are summarized as follows:

	Variable Rate Bonds		Swap Payments, Net	Total Payments
	Principal	Interest		
	(in thousands)			
2023	\$ 11,925	\$ 724	\$ 876	\$ 13,525
2024	12,410	622	625	13,657
2025	12,940	514	359	13,813
2026	12,045	410	101	12,556
2027	13,970	300		14,270
2028-2030	26,960	224		27,184
	\$ 90,250	\$ 2,794	\$ 1,961	\$ 95,005

By using derivative financial instruments to hedge exposures to changes in interest rates, the University is exposed to termination risk and basis risk. There is termination risk with floating-to-fixed interest rate swaps as the University or swap counterparty may terminate a swap if the other party fails to perform under the terms of the contract or its credit rating falls below investment grade. Termination risk is the risk that the associated variable rate debt no longer carries a synthetic fixed rate and if at the time of termination a swap has a negative fair value, the University is liable to the counterparty for payment equal to the swap's fair value. The University is also exposed to basis risk as a portion of the variable payments paid to the University by the counterparties are based on a percentage of LIBOR. Basis risk is the risk that changes in the relationship between the floating Securities Industry and Financial Markets Association Municipal Index and LIBOR may impact the synthetic fixed rate of the variable rate debt. At June 30, 2022 and 2021, the University is not exposed to credit risk as the swaps have negative fair values.

The University is subject to collateral requirements with its counterparties on certain derivative instrument positions. To meet trading margin requirements for bond futures, the University had cash and U.S. government securities with a fair value of \$5,940,000 and \$7,477,000 at June 30, 2022 and 2021, respectively, on deposit with its futures broker as collateral.

UNIVERSITY OF MICHIGAN

Notes to Consolidated Financial Statements—Continued

Note 8—Self-Insurance

The University is self-insured for medical malpractice, workers’ compensation, directors’ and officers’ liability, property damage, auto liability and general liability through Veritas Insurance Corporation. The University is also self-insured for various employee benefits through internally maintained funds.

Claims and expenses are reported when it is probable that a loss has occurred and the amount of the loss can be reasonably estimated. Those losses include an estimate of claims that have been incurred but not reported and the future costs of handling claims. These liabilities are generally based on actuarial valuations and are reported at present value, discounted at a rate of 5 percent.

Changes in the total reported liability for insurance and benefits reserves for the years ended June 30, 2022 and 2021 are summarized as follows:

	2022	2021
	(in thousands)	
Balance, beginning of year	\$ 439,848	\$ 303,431
Claims incurred and changes in estimates	1,267,941	948,519
Claim payments	(884,175)	(812,102)
Balance, end of year	823,614	439,848
Less current portion	646,591	269,789
	\$ 177,023	\$ 170,059

During 2022, the University and attorneys for claimants who alleged abuse by the late University physician Robert Anderson reached a settlement agreement that would resolve those survivors’ claims against the University pending documentation and approval by the claimants, as recommended by their attorneys, and the federal court overseeing the process. The total amount for the settlement is \$490,750,000.

Event Subsequent to June 30, 2022: On September 16, 2022, a settlement agreement between the University and claimants who alleged abuse by the late University physician Robert Anderson was approved by all parties and finalized. On October 12, 2022, the University transferred \$490,750,000 into accounts designated per the terms of the agreement to facilitate settlement with the claimants.

UNIVERSITY OF MICHIGAN

Notes to Consolidated Financial Statements—Continued

Note 9—Pension Plan

UMH-West has a noncontributory, single-employer defined benefit pension plan, which covered substantially all employees prior to being frozen at December 31, 2007. The plan generally provides benefits based on each employee’s years of service and final average earnings, as defined, and does not provide any automatic or ad-hoc cost of living adjustments. The UMH-West Board of Directors has the authority to establish and amend benefit provisions of the plan.

The annual pension expense and net pension liability is actuarially calculated using the entry age normal level percent of pay method. UMH-West has elected to measure the net pension liability one year prior to the fiscal year end reporting date and amounts measured at June 30, 2021 and 2020 were determined based on an actuarial valuation at October 1, 2020 and 2019, respectively. There are no significant changes known which would impact the net pension liability between the measurement date and the reporting date, other than typical plan experience.

For purposes of the June 30, 2021 and 2020 measurement dates, the number of plan participants consisted of the following:

	2021	2020
Active participants	429	493
Vested terminated participants	784	810
Retirees, beneficiaries and disabled participants	516	465
	<u>1,729</u>	<u>1,768</u>

UNIVERSITY OF MICHIGAN

Notes to Consolidated Financial Statements—Continued

Note 9—Pension Plan—Continued

Changes in the reported net pension liability for the years ended June 30, 2022 and 2021 are summarized as follows:

	2022		
	Total Pension Liability	Plan Fiduciary Net Position (in thousands)	Net Pension Liability
Balance, beginning of year	\$ 67,735	\$ 74,057	\$ (6,322)
Interest cost	4,543		4,543
Changes in assumptions	89		89
Differences between expected and actual plan experience	989		989
Benefit payments	(5,598)	(5,598)	-
Contributions from the employer		891	(891)
Administrative expenses		(76)	76
Net investment income:			
Expected investment earnings		4,997	(4,997)
Differences between expected and actual investment earnings		16,162	(16,162)
Balance, end of year	<u>\$ 67,758</u>	<u>\$ 90,433</u>	<u>\$ (22,675)</u>
	2021		
	Total Pension Liability	Plan Fiduciary Net Position (in thousands)	Net Pension Liability
Balance, beginning of year	\$ 75,964	\$ 77,211	\$ (1,247)
Interest cost	4,687		4,687
Changes in assumptions	(3,540)		(3,540)
Differences between expected and actual plan experience	(1,662)		(1,662)
Benefit payments	(7,714)	(7,714)	-
Contributions from the employer		900	(900)
Net investment income:			
Expected investment earnings		4,797	(4,797)
Differences between expected and actual investment earnings		(1,137)	1,137
Balance, end of year	<u>\$ 67,735</u>	<u>\$ 74,057</u>	<u>\$ (6,322)</u>

The plan fiduciary net position as a percentage of the total pension liability was 133 percent and 109 percent at June 30, 2022 and 2021, respectively.

UNIVERSITY OF MICHIGAN

Notes to Consolidated Financial Statements—Continued

Note 9—Pension Plan—Continued

Significant actuarial assumptions used at the June 30, 2021 and 2020 measurement dates are as follows:

	2021	2020
Discount rate	7.0%	7.0%
Inflation	2.0%	2.0%
Investment rate of return	7.0%	7.0%
Mortality table	Pri-2012, Scale MP-2020	Pri-2012, Scale MP-2019

Discount rates are based on the expected rate of return on pension plan investments. The projection of cash flows used to determine the single discount rate for each fiscal year end assumed that employer contributions will be made based on the minimum contribution projection under provisions of ERISA and the Pension Protection Act of 2006, including MAP-21, for future years. Based on the stated assumptions, the pension plan’s fiduciary net position and future contributions were sufficient to finance the future benefit payments of the current plan members for all projection years. As a result, the long-term expected rate of return on pension plan investments was applied to all periods of the projected benefit payments to determine the total pension liability.

The long-term expected rate of return on pension plan investments of 7.0 percent at both June 30, 2021 and 2020, respectively, was determined using the expected future rates of return for the target asset allocation of the portfolio. The target allocation and best estimate geometric rates of return by asset class are summarized as follows:

	2021		2020	
	Portfolio Allocation	Long-Term Expected Return	Portfolio Allocation	Long-Term Expected Return
U.S. large cap	25.0%	7.8%	25.0%	7.9%
U.S. mid cap	10.5%	8.6%	10.5%	8.6%
U.S. small cap	6.5%	9.0%	6.5%	9.1%
International developed	14.0%	5.9%	14.0%	6.2%
Emerging market	9.0%	5.5%	9.0%	5.7%
STRIPs	7.0%	3.7%	7.0%	4.6%
Corporate 10+ year	28.0%	4.4%	28.0%	4.6%

UNIVERSITY OF MICHIGAN

Notes to Consolidated Financial Statements—Continued

Note 9—Pension Plan—Continued

A one-percentage point change in the discount rate would impact the reported net pension liability at June 30, 2022 and 2021 as follows:

	2022		2021	
	1% Decrease	1% Increase	1% Decrease	1% Increase
	(in thousands)			
Net pension liability	\$ 6,934	\$ (5,912)	\$ 7,463	\$ (6,250)

The components of pension income for the years ended June 30, 2022 and 2021 are summarized as follows:

	2022	2021
	(in thousands)	
Interest cost	\$ 4,543	\$ 4,687
Expected investment earnings	(4,997)	(4,797)
Administrative expenses	76	
Amortization of deferred outflows and deferred inflows	(4,755)	(1,139)
	<u>\$ (5,133)</u>	<u>\$ (1,249)</u>

Deferred outflows and deferred inflows related to the reported net pension liability at June 30, 2022 and 2021 are summarized as follows:

	2022		2021	
	Deferred Outflows	Deferred Inflows	Deferred Outflows	Deferred Inflows
	(in thousands)			
Changes in assumptions	\$ 43	\$ 501	\$ 526	\$ 2,021
Differences between expected and actual plan experience	477	235		966
Differences between expected and actual investment earnings	916	13,101	1,377	988
	1,436	13,837	1,903	3,975
Contributions made after measurement date	1,781		891	
	<u>\$ 3,217</u>	<u>\$ 13,837</u>	<u>\$ 2,794</u>	<u>\$ 3,975</u>

UNIVERSITY OF MICHIGAN

Notes to Consolidated Financial Statements—Continued

Note 9—Pension Plan—Continued

Deferred outflows and deferred inflows related to changes in assumptions and differences between expected and actual experience will be recognized into expense in the following years ended June 30 (in thousands):

2023	\$ 3,074
2024	3,090
2025	3,005
2026	3,232
	<u>\$ 12,401</u>

The inputs used to determine the fair value of the plan’s investments reported at June 30, 2022 and 2021 are summarized as follows:

	2022			Total Fair Value
	Level 1	Level 2	NAV	
	(in thousands)			
Equity securities	\$ 67,034			\$ 67,034
Fixed income securities		\$ 22,738		22,738
Nonmarketable alternative investments			\$ 661	661
	<u>\$ 67,034</u>	<u>\$ 22,738</u>	<u>\$ 661</u>	<u>\$ 90,433</u>
	2021			Total Fair Value
	Level 1	Level 2	NAV	
	(in thousands)			
Equity securities	\$ 49,482			\$ 49,482
Fixed income securities		\$ 24,326		24,326
Nonmarketable alternative investments			\$ 249	249
	<u>\$ 49,482</u>	<u>\$ 24,326</u>	<u>\$ 249</u>	<u>\$ 74,057</u>

UNIVERSITY OF MICHIGAN

Notes to Consolidated Financial Statements—Continued

Note 10—Postemployment Benefits

The University provides retiree health and welfare benefits, primarily medical, prescription drug, dental and life insurance coverage, to eligible retirees and their eligible dependents. Substantially all full-time regular University employees may become eligible for these benefits if they reach retirement age while working for the University. For employees retiring on or after January 1, 1987, contributions toward health and welfare benefits are shared between the University and the retiree and can vary based on date of hire, date of retirement, age and coverage elections.

The University also provides income replacement benefits, retirement savings contributions, and health and life insurance benefits to substantially all regular University employees that are enrolled in a University sponsored long-term disability plan and qualify, based on disability status while working for the University, to receive basic or expanded long-term disability benefits. Contributions toward the expanded long-term disability plan are shared between the University and employees and vary based on years of service, annual base salary and coverage elections. Contributions toward the basic long-term disability plan are paid entirely by the University.

These postemployment benefits are provided through single-employer plans administered by the University. The Executive Vice Presidents of the University have the authority to establish and amend benefit provisions of the plans.

Actuarial projections of postemployment benefits are based on the substantive plan (the plan as understood by the employer and the plan members) and include the types of benefits provided and announced future changes at the time of each valuation and the historical pattern of sharing benefit costs between the employer and plan members to that point.

The University's reported liability for postemployment benefits obligations is calculated using the entry age normal level percent of pay method. The University has elected to measure the total postemployment liability one year prior to the fiscal year end reporting date and amounts measured at June 30, 2021 and 2020 were determined based on an actuarial valuation at January 1, 2021 and 2020, respectively. There are no significant changes known which would impact the total postemployment liability between the measurement date and the reporting date, other than typical plan experience.

UNIVERSITY OF MICHIGAN

Notes to Consolidated Financial Statements—Continued

Note 10—Postemployment Benefits—Continued

For purposes of the June 30, 2021 and 2020 measurement dates, the number of plan participants consisted of the following:

	2021		2020	
	Retiree Health and Welfare	Long-term Disability	Retiree Health and Welfare	Long-term Disability
Active employees	43,880	38,402	44,746	38,181
Retirees receiving benefits	11,835		11,125	
Surviving spouses	892		883	
Participants receiving disability benefits		555		555
	<u>56,607</u>	<u>38,957</u>	<u>56,754</u>	<u>38,736</u>

UNIVERSITY OF MICHIGAN

Notes to Consolidated Financial Statements—Continued

Note 10—Postemployment Benefits—Continued

Changes in the reported total liability for postemployment benefits obligations for the years ended June 30, 2022 and 2021 are summarized as follows:

	2022		
	Retiree Health and Welfare	Long-term Disability (in thousands)	Total
Balance, beginning of year	\$ 4,083,296	\$ 328,850	\$ 4,412,146
Service cost	174,102	38,927	213,029
Interest cost	93,398	7,768	101,166
Changes in assumptions	(344,206)	(24,010)	(368,216)
Differences between expected and actual plan experience	38,479	(3,364)	35,115
Benefit payments	(62,869)	(32,712)	(95,581)
Balance, end of year	3,982,200	315,459	4,297,659
Less current portion	63,891	33,463	97,354
	<u>\$ 3,918,309</u>	<u>\$ 281,996</u>	<u>\$ 4,200,305</u>

	2021		
	Retiree Health and Welfare	Long-term Disability (in thousands)	Total
Balance, beginning of year	\$ 3,172,947	\$ 304,541	\$ 3,477,488
Service cost	118,293	33,632	151,925
Interest cost	114,122	11,299	125,421
Changes in assumptions	713,614	17,606	731,220
Differences between expected and actual plan experience	26,070	(7,294)	18,776
Benefit payments	(61,750)	(30,934)	(92,684)
Balance, end of year	4,083,296	328,850	4,412,146
Less current portion	62,869	32,712	95,581
	<u>\$ 4,020,427</u>	<u>\$ 296,138</u>	<u>\$ 4,316,565</u>

Since a portion of retiree medical services will be provided by the University's health system, the reported liability for postemployment benefits obligations is net of the related margin and fixed costs associated with providing those services which totaled \$783,862,000 and \$794,964,000 at June 30, 2022 and 2021, respectively.

UNIVERSITY OF MICHIGAN

Notes to Consolidated Financial Statements—Continued

Note 10—Postemployment Benefits—Continued

The University’s liability for postemployment benefits obligations is not reduced by the anticipated Medicare Retiree Drug Subsidy for future periods. This subsidy would reduce the reported total postemployment benefits liability by approximately \$437,000,000 and \$443,000,000 at June 30, 2022 and 2021, respectively.

Assets used to fund postemployment benefits are not maintained in a separate legal trust. The University has no obligation to make contributions in advance of when insurance premiums or claims are due for payment and currently pays for postemployment benefits on a pay-as-you-go basis. The University’s reported postemployment benefits obligations at June 30, 2022 and 2021 as a percentage of covered payroll of \$4,502,421,000 and \$4,255,709,000 were 95 percent and 104 percent, respectively.

Significant actuarial assumptions used at the June 30, 2021 and 2020 measurement dates are as follows:

	2021	2020
Discount rate*	2.16%	2.21%
Inflation rate	2.00%	2.00%
Immediate/ultimate administrative trend rate	0.0%/3.0%	0.0%/3.0%
Immediate/ultimate medical trend rate	6.0%/4.5%	6.0%/4.5%
Immediate/ultimate Rx trend rate	7.0%/4.5%	7.25%/4.5%
Increase in compensation rate faculty/staff/union	4.5%/4.75%/3.75%	0.0%/0.0%/3.75%
Mortality table**	PUB-2010 Teachers Head Count Table, Scale MP-2020	PUB-2010 Teachers Head Count Table, Scale MP-2019
Average future work life expectancy (years):		
Retiree health and welfare	8.81	9.04
Long-term disability	11.16	11.46

* Bond Buyer 20-year General Obligation Municipal Bond Index as of the last publication of the measurement period

** Based on the University’s study of mortality experience from 2015-2019

UNIVERSITY OF MICHIGAN

Notes to Consolidated Financial Statements—Continued

Note 10—Postemployment Benefits—Continued

A one-percentage point change in the discount rate and assumed health care cost trend rates would impact the reported total liability for postemployment benefits obligations at June 30, 2022 and 2021 as follows:

	2022		2021	
	1% Decrease	1% Increase	1% Decrease	1% Increase
	(in thousands)			
Discount rate:				
Retiree health and welfare	\$ 896,861	\$ (695,000)	\$ 948,617	\$ (726,846)
Long-term disability	\$ 14,038	\$ (12,815)	\$ 12,530	\$ (10,140)
Health care cost trend rates:				
Retiree health and welfare	\$ (780,982)	\$ 1,065,747	\$ (807,936)	\$ 1,102,842
Long-term disability	\$ (12,428)	\$ 12,831	\$ (17,191)	\$ 17,486

The components of postemployment benefits expense for the years ended June 30, 2022 and 2021 are summarized as follows:

	2022		
	Retiree Health and Welfare	Long-term Disability	Total
	(in thousands)		
Service cost	\$ 174,102	\$ 38,927	\$ 213,029
Interest cost	93,398	7,768	101,166
Amortization of deferred outflows and deferred inflows	47,630	894	48,524
	\$ 315,130	\$ 47,589	\$ 362,719
	2021		
	Retiree Health and Welfare	Long-term Disability	Total
	(in thousands)		
Service cost	\$ 118,293	\$ 33,632	\$ 151,925
Interest cost	114,122	11,299	125,421
Amortization of deferred outflows and deferred inflows	82,332	3,346	85,678
	\$ 314,747	\$ 48,277	\$ 363,024

UNIVERSITY OF MICHIGAN

Notes to Consolidated Financial Statements—Continued

Note 10—Postemployment Benefits—Continued

Deferred outflows and deferred inflows related to the reported total liability for postemployment benefits obligations at June 30, 2022 and 2021 are summarized as follows:

	2022		2021	
	Deferred Outflows	Deferred Inflows	Deferred Outflows	Deferred Inflows
	(in thousands)			
Changes in assumptions	\$ 779,951	\$ 600,527	\$ 905,690	\$ 329,105
Differences between expected and actual plan experience	128,647	17,606	111,758	16,253
	908,598	618,133	1,017,448	345,358
Benefit payments made after measurement date	97,354		95,581	
	<u>\$ 1,005,952</u>	<u>\$ 618,133</u>	<u>\$ 1,113,029</u>	<u>\$ 345,358</u>

Deferred outflows and deferred inflows related to changes in assumptions and the differences between expected and actual plan experience will be recognized into expense in the following years ended June 30 based upon the average future work life expectancy of plan participants (in thousands):

2023	\$ 48,524
2024	48,524
2025	48,524
2026	36,502
2027	29,738
2028 and beyond	78,653
	<u>\$ 290,465</u>

UNIVERSITY OF MICHIGAN

Notes to Consolidated Financial Statements—Continued

Note 11—Retirement Plan

The University has a defined contribution retirement plan for all qualified employees through TIAA and Fidelity Management Trust Company (“FMTC”) mutual funds. All regular and supplemental instructional and primary staff are eligible to participate in the plan based upon age and service requirements. Participants maintain individual contracts with TIAA, or accounts with FMTC, and are fully vested.

For payroll covered under the plan, eligible employees generally contribute 5 percent of their pay and the University generally contributes 10 percent of employees’ pay to the plan. The University contribution commences after an employee has completed one year of employment. Participants may elect to contribute additional amounts to the plan within specified limits that are not matched by University contributions. Contributions and covered payroll under the plan (excluding participants’ additional contributions) for the years ended June 30, 2022 and 2021 are summarized as follows:

	2022	2021
	(in thousands)	
University contributions	\$ 347,465	\$ 264,244
Employee contributions	\$ 180,423	\$ 170,622
Payroll covered under plan	\$ 4,502,421	\$ 4,255,709
Total payroll	\$ 4,646,695	\$ 4,400,615

UNIVERSITY OF MICHIGAN

Notes to Consolidated Financial Statements—Continued

Note 12—Net Position

The composition of net position at June 30, 2022 and 2021 is summarized as follows:

	2022	2021
	(in thousands)	
Net investment in capital assets	\$ 3,522,018	\$ 3,669,608
Restricted:		
Nonexpendable:		
Permanent endowment corpus	2,821,876	2,625,459
Expendable:		
Net appreciation of permanent endowments	3,589,441	3,684,197
Funds functioning as endowment	3,218,330	2,973,422
Restricted for operations and other	807,252	924,677
Unrestricted	5,339,544	5,625,701
	\$ 19,298,461	\$ 19,503,064

Unrestricted net position is not subject to externally imposed stipulations; however, it is subject to internal restrictions. For example, unrestricted net position may be designated for specific purposes by action of management or the Board of Regents. At June 30, 2022 and 2021, substantially all of the unrestricted net position has been designated for various academic programs, research initiatives and capital projects.

Note 13—Federal Direct Lending Program

The University distributed \$315,257,000 and \$311,608,000 during the years ended June 30, 2022 and 2021, respectively, for student loans through the U.S. Department of Education ("DoED") Federal Direct Lending Program. These distributions and related funding sources are not included as expenses and revenues in the accompanying financial statements. The statement of net position includes a receivable of \$4,250,000 and \$1,065,000 at June 30, 2022 and 2021, respectively, for DoED funding received subsequent to distribution.

UNIVERSITY OF MICHIGAN

Notes to Consolidated Financial Statements—Continued

Note 14—Commitments and Contingencies

Authorized expenditures for construction and other projects unexpended at June 30, 2022 were \$1,394,163,000. Of these expenditures, the University expects that \$1,045,800,000 will be funded by internal sources, gifts, grants and proceeds from borrowings; \$42,911,000 by the State Building Authority and the remaining \$305,452,000 will be funded using unexpended bond proceeds.

Under the terms of various limited partnership agreements approved by the Board of Regents or University officers, the University is obligated to make periodic payments for advance commitments to venture capital, private equity, real estate, natural resources and absolute return strategies. At June 30, 2022, the University had committed, but not paid, a total of \$5,179,752,000 in funding for these alternative investments. Based on historical capital calls and discussions with those managing the limited partnerships, outstanding commitments for such investments are anticipated to be paid in the following years ended June 30 (in thousands):

2023	\$ 1,859,543
2024	1,011,915
2025	888,538
2026	578,673
2027	329,054
2028 and beyond	512,029
	\$ 5,179,752

These commitments are generally able to be called prior to an agreed commitment expiration date and therefore may occur earlier or later than estimated.

The University has entered into leases for certain space and equipment, which expire at various dates through 2042. Future lease payments, including both principal and interest on these commitments for the next five years and in subsequent five-year periods are as follows:

	Principal	Interest	Total
	(in thousands)		
2023	\$ 47,679	\$ 7,835	\$ 55,514
2024	42,335	7,947	50,282
2025	39,040	7,283	46,323
2026	27,948	6,632	34,580
2027	24,075	6,023	30,098
2028-2032	71,668	21,441	93,109
2033-2037	43,373	6,551	49,924
2038-2042	6,134	490	6,624
	\$ 302,252	\$ 64,202	\$ 366,454

UNIVERSITY OF MICHIGAN

Notes to Consolidated Financial Statements—Continued

Note 14—Commitments and Contingencies—Continued

Substantial amounts are received and expended by the University under federal and state programs and are subject to audit by cognizant governmental agencies. This funding relates to research, student aid, patient care and other programs. The University believes that any liabilities arising from such audits will not have a material effect on its financial position.

The University is a party to various pending legal actions and other claims in the normal course of business, and is of the opinion that the outcome of these proceedings will not have a material adverse effect on its financial position.

UNIVERSITY OF MICHIGAN

Notes to Consolidated Financial Statements—Continued

Note 15—Operating Expenses by Function

Operating expenses by functional classification for the years ended June 30, 2022 and 2021 are summarized as follows:

	2022				
	Compensation and Benefits	Supplies and Services	Depreciation (in thousands)	Scholarships and Fellowships	Total
Instruction	\$ 1,125,341	\$ 117,962			\$ 1,243,303
Research	646,105	273,108			919,213
Public service	164,759	106,328			271,087
Academic support	325,726	67,659			393,385
Student services	115,220	33,183			148,403
Institutional support	209,526	333,070			542,596
Operations and maintenance of plant	101,012	229,393			330,405
Auxiliary enterprises	3,886,145	1,976,401			5,862,546
Depreciation			\$ 606,523		606,523
Scholarships and fellowships				\$ 230,946	230,946
	\$ 6,573,834	\$ 3,137,104	\$ 606,523	\$ 230,946	\$ 10,548,407

	2021				
	Compensation and Benefits	Supplies and Services	Depreciation (in thousands)	Scholarships and Fellowships	Total
Instruction	\$ 1,092,866	\$ 81,251			\$ 1,174,117
Research	616,727	236,395			853,122
Public service	191,972	95,496			287,468
Academic support	310,667	49,039			359,706
Student services	107,156	24,950			132,106
Institutional support	191,449	163,357			354,806
Operations and maintenance of plant	93,937	172,678			266,615
Auxiliary enterprises	3,532,681	1,738,913			5,271,594
Depreciation			\$ 620,037		620,037
Scholarships and fellowships				\$ 200,431	200,431
	\$ 6,137,455	\$ 2,562,079	\$ 620,037	\$ 200,431	\$ 9,520,002

UNIVERSITY OF MICHIGAN

Notes to Consolidated Financial Statements—Continued

Note 16—UM Health

Condensed financial information for UM Health, a blended component unit, before the elimination of certain intra-University transactions, at and for the years ended June 30, 2022 and 2021 is as follows:

	2022	2021
	(in thousands)	
Condensed Statement of Net Position		
Assets:		
Current assets	\$ 108,089	\$ 126,853
Noncurrent assets	356,607	361,731
Total assets	464,696	488,584
Deferred outflows	3,217	2,589
Liabilities:		
Current liabilities	84,599	91,677
Noncurrent liabilities	245,347	272,826
Total liabilities	329,946	364,503
Deferred inflows	15,984	6,288
Net position:		
Net investment in capital assets	61,967	56,529
Restricted:		
Nonexpendable	682	682
Expendable	19,525	14,853
Unrestricted	39,809	48,318
Total net position	\$ 121,983	\$ 120,382
Condensed Statement of Revenues, Expenses and Changes in Net Position		
Operating revenues	\$ 529,560	\$ 508,348
Operating expenses other than depreciation expense	482,303	447,786
Depreciation expense	33,897	34,539
Operating income	13,360	26,023
Nonoperating expenses, net	(11,667)	(3,734)
Other expenses, net	(92)	(2,379)
Net revenues before transfers	1,601	19,910
Transfers from other University units		13,000
Increase in net position	1,601	32,910
Net position, beginning of year	120,382	87,472
Net position, end of year	\$ 121,983	\$ 120,382
Condensed Statement of Cash Flows		
Net cash provided by operating activities	\$ 14,740	\$ 49,662
Net cash provided by noncapital financing activities	7,286	2,463
Net cash used in capital and related financing activities	(70,753)	(68,345)
Net cash provided by investing activities	13,295	4,939
Net decrease in cash and cash equivalents	(35,432)	(11,281)
Cash and cash equivalents, beginning of year	57,379	68,660
Cash and cash equivalents, end of year	\$ 21,947	\$ 57,379

UNIVERSITY OF MICHIGAN

Required Supplementary Information (Unaudited)

Pension Plan

Changes in the reported net pension liability for the years ended June 30 are summarized as follows (amounts in thousands):

	2022	2021	2020	2019	2018	2017
Total Pension Liability						
Interest cost	\$ 4,543	\$ 4,687	\$ 4,957	\$ 4,930	\$ 5,013	\$ 4,482
Changes in assumptions	89	(3,540)	3,713	(273)	(822)	(24,906)
Differences between expected and actual plan experience	989	(1,662)	(124)	1,361	(767)	2,067
Benefit payments	(5,598)	(7,714)	(6,791)	(4,489)	(4,712)	(4,089)
Net change in total pension liability	23	(8,229)	1,755	1,529	(1,288)	(22,446)
Total pension liability, beginning of year	67,735	75,964	74,209	72,680	73,968	96,414
Total pension liability, end of year	\$ 67,758	\$ 67,735	\$ 75,964	\$ 74,209	\$ 72,680	\$ 73,968
Plan Fiduciary Net Position						
Benefit payments	\$ (5,598)	\$ (7,714)	\$ (6,791)	\$ (4,489)	\$ (4,712)	\$ (4,089)
Contributions from the employer	891	900	1,244	1,047	2,171	2,903
Administrative expenses	(76)					
Net investment income:						
Expected investment earnings	4,997	4,797	5,205	5,234	4,848	3,166
Differences between expected and actual investment earnings	16,162	(1,137)	426	(1,168)	3,664	1,316
Net change in plan fiduciary net position	16,376	(3,154)	84	624	5,971	3,296
Plan fiduciary net position, beginning of year	74,057	77,211	77,127	76,503	70,532	67,236
Plan fiduciary net position, end of year	\$ 90,433	\$ 74,057	\$ 77,211	\$ 77,127	\$ 76,503	\$ 70,532
Net pension liability, end of year	\$ (22,675)	\$ (6,322)	\$ (1,247)	\$ (2,918)	\$ (3,823)	\$ 3,436
Plan fiduciary net position as a percentage of the total pension liability	133%	109%	102%	104%	105%	95%

UNIVERSITY OF MICHIGAN

Required Supplementary Information (Unaudited)—Continued

Pension Plan—Continued

Employer contributions in relation to actuarially determined contributions for the years ended June 30 are as follows:

	Employer Contributions*	Actuarially Determined Contributions (in thousands)	Excess (Deficient) Contributions
2022	\$ 1,781	\$ -	\$ 1,781
2021	\$ 891	\$ 2,133	\$ (1,242)
2020	\$ 900	\$ 1,336	\$ (436)
2019	\$ 1,244	\$ 393	\$ 851
2018	\$ 1,047	\$ 1,622	\$ (575)
2017	\$ 2,171	\$ 1,754	\$ 417

* Reflects no employer contributions after April 30 of the respective fiscal year

Significant methods and assumptions used to calculate the actuarially determined contributions for the years ended June 30 are as follows:

Actuarially determined contributions The plan is subject to funding requirements under the provisions of ERISA and the Pension Protection Act of 2006 (including MAP-21, HATFA, BBA and ARP). The actuarially determined contributions represent the IRC Section 430 minimum required contributions.

Contributions in relation to actuarially determined contributions Under IRC Section 430, the due date to pay minimum required contributions for the plan year is generally 8½ months after the end of the plan year. For the plan years ended September 30, contributions are due by June 15 of the following year.

Actuarial cost method Unit Credit method

Asset valuation method 24-month smoothed value of assets

Interest rate	First	Second	Third	Effective
	Segment Rate	Segment Rate	Segment Rate	
2022	4.75%	5.50%	6.27%	5.76%
2021	3.74%	5.35%	6.11%	5.57%
2020	3.92%	5.52%	6.29%	5.73%
2019	4.16%	5.72%	6.48%	5.94%
2018	4.16%	5.72%	6.48%	5.93%
2017	4.43%	5.91%	6.65%	6.13%

Mortality Tables prescribed by the Secretary of Treasury.

UNIVERSITY OF MICHIGAN

Required Supplementary Information (Unaudited)—Continued

Postemployment Benefits

The historical reconciliation of the reported total liability for postemployment benefits obligations for the years ended June 30 is summarized as follows (amounts in thousands):

	2022	2021	2020
Service cost	\$ 213,029	\$ 151,925	\$ 134,115
Interest cost	101,166	125,421	124,023
Changes in assumptions	(368,216)	731,220	154,777
Differences between expected and actual plan experience	35,115	18,776	38,230
Benefit payments	(95,581)	(92,684)	(87,712)
Net change	<u>\$ (114,487)</u>	<u>\$ 934,658</u>	<u>\$ 363,433</u>
Total liability, end of year	\$ 4,297,659	\$ 4,412,146	\$ 3,477,488
Covered employee payroll	\$ 4,502,421	\$ 4,255,709	\$ 4,214,627
Total liability as a percentage of covered employee payroll	95%	104%	83%
	2019	2018	2017
Service cost	\$ 141,933	\$ 143,787	\$ 122,073
Interest cost	121,800	94,153	108,561
Changes in assumptions	(383,315)	(107,874)	255,041
Differences between expected and actual plan experience	17,535	52,721	14,028
Benefit payments	(87,638)	(77,374)	(72,302)
Net change	<u>\$ (189,685)</u>	<u>\$ 105,413</u>	<u>\$ 427,401</u>
Total liability, end of year	\$ 3,114,055	\$ 3,303,740	\$ 3,198,327
Covered employee payroll	\$ 4,013,983	\$ 3,792,553	\$ 3,568,918
Total liability as a percentage of covered employee payroll	78%	87%	90%

Discount rates used in determining the reported total liability for postemployment benefits obligations at June 30 are as follows:

2022	2.16%
2021	2.21%
2020	3.50%
2019	3.87%
2018	3.58%
2017	2.85%

University of Michigan
Schedule of Expenditures of Federal Awards
For the Year Ended June 30, 2022

Cluster Title/Federal Grantor/Program	Type	Pass-Through Grantor	Award Identifier	Assistance Listing Number	Assistance Listing Program Title	Federal Expenditures	Passed-Through to Subrecipients
STUDENT FINANCIAL ASSISTANCE CLUSTER							
Education, Department of	Direct			84.007	Federal Supplemental Educational Opportunity Grant	\$ 2,460,533	\$ -
Education, Department of	Direct			84.033	Federal Work-Study Program	\$ 6,925,418	\$ -
Education, Department of	Direct			84.038	Federal Perkins Loan Program Federal Capital Contributions - Balance Outstanding at Beginning of Year	\$ 32,388,694	\$ -
Education, Department of	Direct			84.063	Federal Pell Grant Program	\$ 53,607,719	\$ -
Education, Department of	Direct			84.268	William D. Ford Federal Direct Loan Program	\$ 315,256,646	\$ -
Education, Department of	Direct			84.379	Teacher Education Assistance for College and Higher Education Grants (TEACH Grants)	\$ 42,435	\$ -
Education, Department of	Direct			84.408	Postsecondary Education Scholarships for Veteran's Dependents	\$ 6,124	\$ -
			Total Education, Department of			\$ 410,687,569	\$ -
Health and Human Services, Department of	Direct			93.264	Nurse Faculty Loan Program (NFLP) - Balance Outstanding at Beginning of Year	\$ 4,307,906	\$ -
Health and Human Services, Department of	Direct			93.264	Nurse Faculty Loan Program (NFLP) - New Loans	785,324	\$ -
						\$ 5,093,230	\$ -
Health and Human Services, Department of	Direct			93.342	Health Professions Student Loans, Including Primary Care Loans/Loans for Disadvantaged Students - Balance Outstanding at Beginning of Year	\$ 10,765,956	\$ -
Health and Human Services, Department of	Direct			93.342	Health Professions Student Loans, Including Primary Care Loans/Loans for Disadvantaged Students - New Loans	1,664,952	\$ -
						\$ 12,430,908	\$ -
Health and Human Services, Department of	Direct			93.364	Nursing Student Loans - Balance Outstanding at Beginning of Year	\$ 1,897,468	\$ -
Health and Human Services, Department of	Direct			93.364	Nursing Student Loans - New Loans	934,371	\$ -
						\$ 2,831,839	\$ -
Health and Human Services, Department of	Direct			93.925	Disadvantaged Backgrounds - Balance Outstanding at Beginning of Year	\$ 4,980,427	\$ -
Health and Human Services, Department of	Direct			93.925	Scholarships for Health Professions Students from Disadvantaged Backgrounds - New Loans	272,461	\$ -
						\$ 5,252,888	\$ -
			Total Health and Human Services, Department of			\$ 25,608,865	\$ -
			Total student financial assistance cluster			\$ 436,296,434	\$ -
ECONOMIC DEVELOPMENT CLUSTER							
Commerce, Department of	Pass-Through	Southwest Michigan Planning Commission (SWMPC)	URI 116631	11.300	Investments for Public Works and Economic Development Facilities	\$ 138,226	\$ -
Commerce, Department of	Direct		ED20CHI3070040	11.307	Economic Adjustment Assistance	\$ 130,551	\$ -
Commerce, Department of	Pass-Through	Southwest Michigan Planning Commission (SWMPC)	SWMPC Contract	11.307	Economic Adjustment Assistance	11,619	\$ -
						\$ 142,170	\$ -
			Total economic development cluster			\$ 280,396	\$ -
HIGHWAY PLANNING AND CONSTRUCTION CLUSTER							
Transportation, Department of	Pass-Through	Michigan Fitness Foundation	UMSRTS01	20.205	Highway Planning and Construction	\$ 79,583	\$ -
Transportation, Department of	Pass-Through	Michigan, State of, Transportation, Department of	2020-0006	20.205	Highway Planning and Construction	(39)	\$ -
Transportation, Department of	Pass-Through	South Dakota, State of	SD2021-09	20.205	Highway Planning and Construction	42,414	\$ -
			Total highway planning and construction cluster			\$ 121,958	\$ -
HIGHWAY SAFETY CLUSTER							
Transportation, Department of	Pass-Through	Michigan, State of, State Police	TR-21-05	20.600	State and Community Highway Safety	\$ 165,057	\$ -
Transportation, Department of	Pass-Through	Michigan, State of, State Police	TR-22-05	20.600	State and Community Highway Safety	485,595	\$ -
						\$ 650,652	\$ -
Transportation, Department of	Pass-Through	Michigan, State of, State Police	PS-22-10	20.616	National Priority Safety Programs	\$ 72,967	\$ -
			Total highway safety cluster			\$ 723,619	\$ -
TRIO CLUSTER							
Education, Department of	Direct		P042A201230	84.042	TRIO Student Support Services	\$ 252,546	\$ -
Education, Department of	Direct		P047M170268	84.047	TRIO Upward Bound	\$ 291,642	\$ -
			Total trio cluster			\$ 544,188	\$ -
HEAD START CLUSTER							
Health and Human Services, Department of	Pass-Through	Wayne State University	90YR0092	93.600	Head Start	\$ 3,741	\$ -
Health and Human Services, Department of	Pass-Through	Wayne State University	WSU17120	93.600	Head Start	(3,741)	\$ -
Health and Human Services, Department of	Pass-Through	Wayne State University	WSU19129	93.600	Head Start	(163)	\$ -
			Total head start cluster			\$ (163)	\$ -
CCDF CLUSTER							
Health and Human Services, Department of	Pass-Through	Michigan, State of, Education, Department of	Fall 2021 Child Care Relief	93.575	Child Care and Development Block Grant	\$ 935,603	\$ -
Health and Human Services, Department of	Pass-Through	Michigan, State of, Education, Department of	Fall 2021 Child Care Relief Fu	93.575	Child Care and Development Block Grant	196,714	\$ -

**University of Michigan
Schedule of Expenditures of Federal Awards
For the Year Ended June 30, 2022**

Cluster Title/Federal Grantor/Program	Type	Pass-Through Grantor	Award Identifier	Assistance Listing		Federal Expenditures	Passed-Through to Subrecipients
				Number	Assistance Listing Program Title		
Health and Human Services, Department of	Pass-Through	Michigan, State of, Health and Human Services, Department of	E20222938-00 AH	93.778	Medical Assistance Program	52,682	-
Health and Human Services, Department of	Pass-Through	Michigan, State of, Health and Human Services, Department of	E20223687-00 / AG	93.778	Medical Assistance Program	121,637	-
Health and Human Services, Department of	Pass-Through	Michigan, State of, Health and Human Services, Department of	E20223919-001 BV	93.778	Medical Assistance Program	18,981	-
Health and Human Services, Department of	Pass-Through	Michigan, State of, Health and Human Services, Department of	E20224466-00 CA	93.778	Medical Assistance Program	12,836	-
Health and Human Services, Department of	Pass-Through	Michigan, State of, Health and Human Services, Department of	E20225002-001 CH	93.778	Medical Assistance Program	23,505	-
Total medicaid cluster						\$ 13,064,252	\$ 324,625
RESEARCH AND DEVELOPMENT CLUSTER							
Peace Corps	Direct		1145PC20P0054	08.RD		\$ (249)	\$ -
			Total Peace Corps			\$ (249)	\$ -
Agriculture, Department of	Pass-Through	Research Corporation for Science Advancement	28378	10.001	Agricultural Research Basic and Applied Research	\$ 25,136	\$ -
Agriculture, Department of	Direct		N119MSCFRXXXG057	10.202	Cooperative Forestry Research	\$ 9,969	\$ -
Agriculture, Department of	Direct		N120MSCFRXXXG025	10.202	Cooperative Forestry Research	139,247	-
Agriculture, Department of	Direct		N121MSCFRXXXG041	10.202	Cooperative Forestry Research	182,936	-
Agriculture, Department of	Direct		N122MSCFRXXXG068	10.202	Cooperative Forestry Research	17,652	-
						\$ 349,804	\$ -
Agriculture, Department of	Direct		2021-38420-34072	10.210	Higher Education – Graduate Fellowships Grant Program	\$ 3,062	\$ -
Agriculture, Department of	Direct		2021-38420-34073	10.210	Higher Education – Graduate Fellowships Grant Program	1,303	-
						\$ 4,365	\$ -
Agriculture, Department of	Pass-Through	North Central Region SARE (Sustainable Agriculture Research and Education)	H008568329	10.215	Sustainable Agriculture Research and Education	\$ 3,360	\$ -
Agriculture, Department of	Direct		58-4000-1-0092	10.250	Agreements and Collaborations	\$ 3,837	\$ -
Agriculture, Department of	Direct		58-4000-8-0048-R	10.253	Consumer Data and Nutrition Research	\$ 486	\$ -
Agriculture, Department of	Direct		58-4000-9-0042-R	10.253	Consumer Data and Nutrition Research	14,441	-
Agriculture, Department of	Direct		59-4000-8-0065	10.253	Consumer Data and Nutrition Research	54,840	-
Agriculture, Department of	Direct		59-4000-8-0066	10.253	Consumer Data and Nutrition Research	125	-
Agriculture, Department of	Pass-Through	University of Kentucky	320000900-20-21/7800005160	10.253	Consumer Data and Nutrition Research	11,506	4,300
						\$ 81,398	\$ 4,300
						\$ 155,049	\$ 33,403
Agriculture, Department of	Direct		2019-51106-30193	10.303	Integrated Programs	\$ 24,412	\$ 4,309
Agriculture, Department of	Direct		2017-67019-26292	10.310	Agriculture and Food Research Initiative (AFRI)	11,585	-
Agriculture, Department of	Direct		2018-67030-28239	10.310	Agriculture and Food Research Initiative (AFRI)	6,383	-
Agriculture, Department of	Direct		2018-67030-28497	10.310	Agriculture and Food Research Initiative (AFRI)	78,212	-
Agriculture, Department of	Direct		2019-67019-29460	10.310	Agriculture and Food Research Initiative (AFRI)	104,694	-
Agriculture, Department of	Direct		2021-67019-33423	10.310	Agriculture and Food Research Initiative (AFRI)	45,781	-
Agriculture, Department of	Direct		2022-67011-36573	10.310	Agriculture and Food Research Initiative (AFRI)	7,021	-
Agriculture, Department of	Direct		2022-67011-36581	10.310	Agriculture and Food Research Initiative (AFRI)	33,119	-
Agriculture, Department of	Pass-Through	Embry-Riddle Aeronautical University	61572-01	10.310	Agriculture and Food Research Initiative (AFRI)	4,301	-
Agriculture, Department of	Pass-Through	Husson University	2018-UM-01	10.310	Agriculture and Food Research Initiative (AFRI)	(56)	-
Agriculture, Department of	Pass-Through	New Jersey Institute of Technology	997158	10.310	Agriculture and Food Research Initiative (AFRI)	51,670	-
Agriculture, Department of	Pass-Through	New Jersey Institute of Technology	997158	10.310	Agriculture and Food Research Initiative (AFRI)	24,034	-
Agriculture, Department of	Pass-Through	University of Maine	UMS1357	10.310	Agriculture and Food Research Initiative (AFRI)	383	-
Agriculture, Department of	Pass-Through	University of Notre Dame, The	204064UM	10.310	Agriculture and Food Research Initiative (AFRI)	\$ 391,539	\$ 4,309
						\$ 28,267	\$ -
Agriculture, Department of	Pass-Through	CHN Nebraska (dba Gretchen Swanson Center for Nutrition)	Subrecipient Agreement	10.331	Food Insecurity Nutrition Incentive Grants Program	\$ 997	\$ -
Agriculture, Department of	Pass-Through	Michigan State University	RC110437-UM	10.575	Farm to School Grant Program	\$ 39,789	\$ -
Agriculture, Department of	Direct		18-DG-11420004-182	10.674	Wood Utilization Assistance	50,567	-
Agriculture, Department of	Direct		19-DG-11420000-308	10.674	Wood Utilization Assistance	\$ 90,356	\$ -
						\$ 14,436	\$ -
Agriculture, Department of	Direct		16-JV-11221636-174	10.701	Stewardship Agreements	\$ 13,127	\$ -
Agriculture, Department of	Direct		19-JV-11261955-080	10.707	Research Joint Venture and Cost Reimbursable Agreements	\$ 856,554	\$ -
Agriculture, Department of	Pass-Through	Bennett School District 29J	Services Agreement	10.755	Rural Innovation Stronger Economy	\$ 80	\$ -
Agriculture, Department of	Pass-Through	University of Maryland, College Park	85121-ZS150202	10.950	Agricultural Statistics Reports	(52)	-
Agriculture, Department of	Direct		16-CR-11242306-071	10.RD		21,814	-
Agriculture, Department of	Direct		17-CR-11242306-028	10.RD		45,240	-
Agriculture, Department of	Direct		19-CR-11242306-096	10.RD		30,258	-
Agriculture, Department of	Direct		20-JV-11261955-081	10.RD		4,189	-
Agriculture, Department of	Pass-Through	Tides Center	Agreement	10.RD		\$ 101,449	\$ -
						\$ 2,119,754	\$ 42,012
Total Agriculture, Department of							
Commerce, Department of	Direct		NA18SEC0080006	11.008	NOAA Mission-Related Education Awards	\$ 86,704	\$ 80,383
Commerce, Department of	Pass-Through	Consortium for Ocean Leadership	Grant Letter	11.008	NOAA Mission-Related Education Awards	802	-
Commerce, Department of	Pass-Through	University of New Hampshire	L0006	11.008	NOAA Mission-Related Education Awards	19,854	9,653
						\$ 107,360	\$ 90,036
Commerce, Department of	Direct		NA20OAR0110427	11.011	Ocean Exploration	\$ 148,383	\$ -
Commerce, Department of	Direct		NA21OAR0110196	11.011	Ocean Exploration	59,054	21,475
						\$ 207,437	\$ 21,475
Commerce, Department of	Pass-Through	Great Lakes Observing System (GLOS)	IOOS/DATA-09	11.012	Integrated Ocean Observing System (IOOS)	\$ 40,712	\$ -
Commerce, Department of	Pass-Through	Great Lakes Observing System (GLOS)	IOOS025/SGL-09	11.012	Integrated Ocean Observing System (IOOS)	42,913	-
Commerce, Department of	Pass-Through	University of Maryland, College Park	SA7525796B	11.012	Integrated Ocean Observing System (IOOS)	196,535	-
						\$ 280,160	\$ -
Commerce, Department of	Direct		CB20ADR0160002	11.016	Statistical, Research, and Methodology Assistance	\$ 293,170	\$ 72,306
Commerce, Department of	Direct		CB21RMD0160004	11.016	Statistical, Research, and Methodology Assistance	29,910	-
						\$ 323,080	\$ 72,306
Commerce, Department of	Direct		ED17HDQ0200083	11.020	Cluster Grants	\$ 7,037	\$ -
Commerce, Department of	Direct		ED19HDQ0200001	11.020	Cluster Grants	78,273	-

**University of Michigan
Schedule of Expenditures of Federal Awards
For the Year Ended June 30, 2022**

Cluster Title/Federal Grantor/Program	Type	Pass-Through Grantor	Award Identifier	Assistance Listing		Federal Expenditures	Passed-Through to Subrecipients
				Number	Assistance Listing Program Title		
						\$ 85,310	\$ -
Commerce, Department of	Direct		ED21HDQ0230008	11.023	Science, Technology, Engineering, and Mathematics (STEM)		
Commerce, Department of	Direct		ED21CHI3020030	11.302	Talent Challenge Program	\$ 116,658	\$ -
Commerce, Department of	Direct		ED16CHI3030032	11.303	Economic Development Support for Planning Organizations	\$ 4,282	\$ -
Commerce, Department of	Direct		ED21CHI3030025	11.303	Economic Development Technical Assistance	\$ 34,024	\$ -
						\$ 62,118	\$ -
						\$ 96,142	\$ -
Commerce, Department of	Direct		ED17HDQ3130045	11.313	Trade Adjustment Assistance for Firms	\$ (26)	\$ -
Commerce, Department of	Direct		ED19HDQ3130099	11.313	Trade Adjustment Assistance for Firms	(21,029)	-
Commerce, Department of	Direct		ED20HDQ3130002	11.313	Trade Adjustment Assistance for Firms	840,598	-
Commerce, Department of	Direct		ED21HDQ3130130	11.313	Trade Adjustment Assistance for Firms	1,178,227	-
						\$ 1,997,770	\$ -
Commerce, Department of	Direct		NA18OAR4170102	11.417	Sea Grant Support	\$ 1,825,783	\$ 954,059
Commerce, Department of	Direct		NA19OAR4170355	11.417	Sea Grant Support	43,037	43,037
Commerce, Department of	Direct		NA21OAR0110048	11.417	Sea Grant Support	32,423	-
Commerce, Department of	Direct		NA22OAR4170004	11.417	Sea Grant Support	25,625	-
Commerce, Department of	Direct		NA22OAR4170084	11.417	Sea Grant Support	7,920	-
Commerce, Department of	Pass-Through	Cornell University	Agreement No. 90329-20303	11.417	Sea Grant Support	1,827	-
Commerce, Department of	Pass-Through	Purdue University	F0008309702058	11.417	Sea Grant Support	8,185	-
						\$ 1,944,800	\$ 997,096
Commerce, Department of	Direct		NA19NOS4190058	11.419	Coastal Zone Management Administration Awards	\$ 2,974,546	\$ 2,098,768
Commerce, Department of	Direct		NA15OAR4310148	11.431	Climate and Atmospheric Research	\$ 400,676	\$ 149,161
Commerce, Department of	Direct		NA18OAR4310116	11.431	Climate and Atmospheric Research	18,470	-
Commerce, Department of	Direct		NA18OAR4310263	11.431	Climate and Atmospheric Research	1,133	-
Commerce, Department of	Direct		NA20OAR4310148A	11.431	Climate and Atmospheric Research	284,788	52,710
Commerce, Department of	Direct		NA21OAR4310136	11.431	Climate and Atmospheric Research	30,720	-
Commerce, Department of	Direct		NA21OAR4310307	11.431	Climate and Atmospheric Research	37,051	23,751
Commerce, Department of	Pass-Through	Syracuse University	SP-30762-1-05457-S03	11.431	Climate and Atmospheric Research	14,167	-
						\$ 787,005	\$ 225,622
					National Oceanic and Atmospheric Administration (NOAA)		
Commerce, Department of	Direct		NA17OAR4320152	11.432	Cooperative Institutes	\$ 5,046,739	\$ 1,069,445
Commerce, Department of	Pass-Through	Texas A & M University	M2100335	11.440	Environmental Sciences, Applications, Data, and Education	\$ 46,420	\$ -
Commerce, Department of	Direct		NA18OAR4590363	11.459	Weather and Air Quality Research	\$ 99,960	\$ 41,405
Commerce, Department of	Direct		NA19OAR4590140	11.459	Weather and Air Quality Research	165,222	-
Commerce, Department of	Direct		NA21OAR4590177	11.459	Weather and Air Quality Research	69,885	-
						\$ 335,067	\$ 41,405
Commerce, Department of	Direct		NA16NOS4780209	11.478	Center for Sponsored Coastal Ocean Research Coastal Ocean Program	\$ 164,037	\$ -
Commerce, Department of	Pass-Through	Ohio State University, The	RF01531332	11.478	Center for Sponsored Coastal Ocean Research Coastal Ocean Program	18,370	-
						\$ 182,407	\$ -
Commerce, Department of	Direct		70NANB17H163	11.609	Measurement and Engineering Research and Standards	\$ (84)	\$ -
Commerce, Department of	Direct		70NANB17H176	11.609	Measurement and Engineering Research and Standards	(361)	-
Commerce, Department of	Direct		70NANB17H291	11.609	Measurement and Engineering Research and Standards	156,799	140,266
Commerce, Department of	Direct		70NANB18H140	11.609	Measurement and Engineering Research and Standards	(1,553)	-
Commerce, Department of	Direct		70NANB19H090	11.609	Measurement and Engineering Research and Standards	11,605	-
Commerce, Department of	Direct		70NANB20H137	11.609	Measurement and Engineering Research and Standards	84,227	-
Commerce, Department of	Direct		70NANB20H140	11.609	Measurement and Engineering Research and Standards	(1,262)	-
						\$ 249,371	\$ 140,266
Commerce, Department of	Pass-Through	National Center for Defense Manufacturing and Machining	Sub-Recipient Agreement	11.619	Arrangements for Interdisciplinary Research Infrastructure	\$ 2,002	\$ -
Commerce, Department of	Direct		1305M320PNWXX0593	11.RD		\$ 49,584	\$ -
Commerce, Department of	Pass-Through	National Institute for Pharmaceutical Technology and Education (NIPTe)	NIPTe-NB-MI-2022-001	11.RD		256,161	-
						\$ 305,745	\$ -
			Total Commerce, Department of			\$ 15,092,301	\$ 4,756,419
Defense, Department of	Direct		N00014-15-1-2752	12.300	Basic and Applied Scientific Research	\$ 278,695	\$ 219,517
Defense, Department of	Direct		N00014-16-1-2969	12.300	Basic and Applied Scientific Research	18,825	-
Defense, Department of	Direct		N00014-16-1-2971	12.300	Basic and Applied Scientific Research	55,492	-
Defense, Department of	Direct		N00014-16-1-2972	12.300	Basic and Applied Scientific Research	10,703	-
Defense, Department of	Direct		N00014-16-1-3108	12.300	Basic and Applied Scientific Research	23,460	-
Defense, Department of	Direct		N00014-17-1-2364	12.300	Basic and Applied Scientific Research	188,778	87,056
Defense, Department of	Direct		N00014-17-1-2491	12.300	Basic and Applied Scientific Research	81,941	-
Defense, Department of	Direct		N00014-17-1-2747	12.300	Basic and Applied Scientific Research	69,197	9,447
Defense, Department of	Direct		N00014-17-1-2982	12.300	Basic and Applied Scientific Research	(55)	-
Defense, Department of	Direct		N00014-17-1-2992	12.300	Basic and Applied Scientific Research	732,757	-
Defense, Department of	Direct		N00014-17-1-2998	12.300	Basic and Applied Scientific Research	(4,511)	-
Defense, Department of	Direct		N00014-18-1-2010	12.300	Basic and Applied Scientific Research	8,973	-
Defense, Department of	Direct		N00014-18-1-2020	12.300	Basic and Applied Scientific Research	75,255	-
Defense, Department of	Direct		N00014-18-1-2141	12.300	Basic and Applied Scientific Research	58,389	-
Defense, Department of	Direct		N00014-18-1-2211	12.300	Basic and Applied Scientific Research	233,600	-
Defense, Department of	Direct		N00014-18-1-2330	12.300	Basic and Applied Scientific Research	195,969	-
Defense, Department of	Direct		N00014-18-1-2333	12.300	Basic and Applied Scientific Research	29,394	-
Defense, Department of	Direct		N00014-18-1-2499	12.300	Basic and Applied Scientific Research	(83)	-
Defense, Department of	Direct		N00014-18-1-2501	12.300	Basic and Applied Scientific Research	128,005	-
Defense, Department of	Direct		N00014-18-1-2536	12.300	Basic and Applied Scientific Research	23,966	-
Defense, Department of	Direct		N00014-18-1-2544	12.300	Basic and Applied Scientific Research	9	-
Defense, Department of	Direct		N00014-18-1-2575	12.300	Basic and Applied Scientific Research	108,094	-
Defense, Department of	Direct		N00014-18-1-2656	12.300	Basic and Applied Scientific Research	280,517	-

University of Michigan
Schedule of Expenditures of Federal Awards
For the Year Ended June 30, 2022

Cluster Title/Federal Grantor/Program	Type	Pass-Through Grantor	Award Identifier	Assistance Listing		Federal Expenditures	Passed-Through to Subrecipients
				Number	Assistance Listing Program Title		
Defense, Department of	Direct		N00014-18-1-2699	12,300	Basic and Applied Scientific Research	(24,582)	-
Defense, Department of	Direct		N00014-18-1-2703	12,300	Basic and Applied Scientific Research	1,302	-
Defense, Department of	Direct		N00014-18-1-2867	12,300	Basic and Applied Scientific Research	60,107	-
Defense, Department of	Direct		N00014-18-1-2868	12,300	Basic and Applied Scientific Research	137,875	-
Defense, Department of	Direct		N00014-18-1-2876	12,300	Basic and Applied Scientific Research	632,938	-
Defense, Department of	Direct		N00014-19-1-2017	12,300	Basic and Applied Scientific Research	19,095	-
Defense, Department of	Direct		N00014-19-1-2086	12,300	Basic and Applied Scientific Research	7,449	-
Defense, Department of	Direct		N00014-19-1-2149	12,300	Basic and Applied Scientific Research	841,254	-
Defense, Department of	Direct		N00014-19-1-2149	12,300	Basic and Applied Scientific Research	25,846	-
Defense, Department of	Direct		N00014-19-1-2202	12,300	Basic and Applied Scientific Research	118,194	-
Defense, Department of	Direct		N00014-19-1-2225	12,300	Basic and Applied Scientific Research	274,374	-
Defense, Department of	Direct		N00014-19-1-2249	12,300	Basic and Applied Scientific Research	121,740	-
Defense, Department of	Direct		N00014-19-1-2262	12,300	Basic and Applied Scientific Research	155,222	-
Defense, Department of	Direct		N00014-19-1-2273	12,300	Basic and Applied Scientific Research	218,384	94,918
Defense, Department of	Direct		N00014-19-1-2459	12,300	Basic and Applied Scientific Research	73,323	-
Defense, Department of	Direct		N00014-19-1-2670	12,300	Basic and Applied Scientific Research	91,254	-
Defense, Department of	Direct		N00014-19-1-2712	12,300	Basic and Applied Scientific Research	115,625	-
Defense, Department of	Direct		N00014-20-1-2044	12,300	Basic and Applied Scientific Research	80,579	-
Defense, Department of	Direct		N00014-20-1-2096/PO 4720006426	12,300	Basic and Applied Scientific Research	55,303	-
Defense, Department of	Direct		N00014-20-1-2114	12,300	Basic and Applied Scientific Research	86,151	-
Defense, Department of	Direct		N00014-20-1-2234	12,300	Basic and Applied Scientific Research	110,007	-
Defense, Department of	Direct		N00014-20-1-2281	12,300	Basic and Applied Scientific Research	32,444	-
Defense, Department of	Direct		N00014-20-1-2286	12,300	Basic and Applied Scientific Research	462,838	-
Defense, Department of	Direct		N00014-20-1-2395	12,300	Basic and Applied Scientific Research	107,710	-
Defense, Department of	Direct		N00014-20-1-2476	12,300	Basic and Applied Scientific Research	383,729	-
Defense, Department of	Direct		N00014-20-1-2479	12,300	Basic and Applied Scientific Research	1,296,351	407,486
Defense, Department of	Direct		N00014-20-1-2658	12,300	Basic and Applied Scientific Research	146,424	-
Defense, Department of	Direct		N00014-21-1-2033	12,300	Basic and Applied Scientific Research	150,289	-
Defense, Department of	Direct		N00014-21-1-2061	12,300	Basic and Applied Scientific Research	82,666	-
Defense, Department of	Direct		N00014-21-1-2118	12,300	Basic and Applied Scientific Research	133,626	-
Defense, Department of	Direct		N00014-21-1-2135	12,300	Basic and Applied Scientific Research	205,556	-
Defense, Department of	Direct		N00014-21-1-2149	12,300	Basic and Applied Scientific Research	49,915	-
Defense, Department of	Direct		N00014-21-1-2370	12,300	Basic and Applied Scientific Research	104,392	37,237
Defense, Department of	Direct		N00014-21-1-2456	12,300	Basic and Applied Scientific Research	187,223	-
Defense, Department of	Direct		N00014-21-1-2475	12,300	Basic and Applied Scientific Research	974,617	762,080
Defense, Department of	Direct		N00014-21-1-2612	12,300	Basic and Applied Scientific Research	13,548	-
Defense, Department of	Direct		N00014-21-1-2623	12,300	Basic and Applied Scientific Research	96,806	38,584
Defense, Department of	Direct		N00014-21-1-2770	12,300	Basic and Applied Scientific Research	562,997	-
Defense, Department of	Direct		N00014-21-1-2785	12,300	Basic and Applied Scientific Research	109,090	-
Defense, Department of	Direct		N00014-21-1-2795	12,300	Basic and Applied Scientific Research	143,383	-
Defense, Department of	Direct		N00014-22-1-2095	12,300	Basic and Applied Scientific Research	13,267	-
Defense, Department of	Direct		N00014-22-1-2101	12,300	Basic and Applied Scientific Research	49,579	-
Defense, Department of	Direct		N00014-22-1-2127	12,300	Basic and Applied Scientific Research	52,455	-
Defense, Department of	Direct		N00014-22-1-2225	12,300	Basic and Applied Scientific Research	4,957	-
Defense, Department of	Direct		N00014-22-1-2300	12,300	Basic and Applied Scientific Research	240,000	-
Defense, Department of	Direct		N00164-20-1-2007	12,300	Basic and Applied Scientific Research	395,652	260,877
Defense, Department of	Direct		N00173-18-2-C009	12,300	Basic and Applied Scientific Research	38,565	-
Defense, Department of	Direct		N00174-19-1-0017	12,300	Basic and Applied Scientific Research	109,277	-
Defense, Department of	Pass-Through	Boston University	4500002613	12,300	Basic and Applied Scientific Research	43,576	-
Defense, Department of	Pass-Through	Carnegie-Mellon University	1140217-441215	12,300	Basic and Applied Scientific Research	47,977	-
Defense, Department of	Pass-Through	Iowa State University of Science and Technology (aka Iowa State University)	4212021A	12,300	Basic and Applied Scientific Research	26,029	-
Defense, Department of	Pass-Through	Lehigh University	544426-78001	12,300	Basic and Applied Scientific Research	34,973	-
Defense, Department of	Pass-Through	North Dakota State University	FAR0033631	12,300	Basic and Applied Scientific Research	463,242	-
Defense, Department of	Pass-Through	North Dakota State University	FAR0035572	12,300	Basic and Applied Scientific Research	11,533	-
Defense, Department of	Pass-Through	Northeastern University	503405-78052	12,300	Basic and Applied Scientific Research	53,482	-
Defense, Department of	Pass-Through	Purdue University	13000648-033	12,300	Basic and Applied Scientific Research	(4,525)	-
Defense, Department of	Pass-Through	University of California - Los Angeles	0160 G VA521	12,300	Basic and Applied Scientific Research	126,138	-
Defense, Department of	Pass-Through	University of Minnesota	A006141805	12,300	Basic and Applied Scientific Research	45,917	-
Defense, Department of	Pass-Through	University of Pennsylvania	4928960	12,300	Basic and Applied Scientific Research	688,329	-
Defense, Department of	Pass-Through	University of Wisconsin	824K390	12,300	Basic and Applied Scientific Research	239,747	-
						\$ 13,722,584	\$ 1,917,202
Defense, Department of	Direct		HDTRA1-15-1-0045	12,351	Scientific Research - Combating Weapons of Mass Destruction	(7,375)	\$ -
Defense, Department of	Direct		HDTRA1-16-1-0004	12,351	Scientific Research - Combating Weapons of Mass Destruction	(413)	-
Defense, Department of	Direct		HDTRA12110012	12,351	Scientific Research - Combating Weapons of Mass Destruction	146,815	44,429
Defense, Department of	Pass-Through	Pennsylvania State University	S21-01	12,351	Scientific Research - Combating Weapons of Mass Destruction	729,098	-
						\$ 868,125	\$ 44,429
Defense, Department of	Direct		W81XWH-13-1-0377	12,420	Military Medical Research and Development	\$ 21,338	\$ 19,060
Defense, Department of	Direct		W81XWH-14-1-0362	12,420	Military Medical Research and Development	74,147	-
Defense, Department of	Direct		W81XWH-16-1-0551	12,420	Military Medical Research and Development	86,201	-
Defense, Department of	Direct		W81XWH-16-1-0574	12,420	Military Medical Research and Development	(425)	-
Defense, Department of	Direct		W81XWH-16-1-0587	12,420	Military Medical Research and Development	(2,005)	-
Defense, Department of	Direct		W81XWH-17-1-0171	12,420	Military Medical Research and Development	222,997	-
Defense, Department of	Direct		W81XWH-17-1-0494	12,420	Military Medical Research and Development	129,133	50,703
Defense, Department of	Direct		W81XWH-17-1-0496	12,420	Military Medical Research and Development	46	-
Defense, Department of	Direct		W81XWH-17-1-0575	12,420	Military Medical Research and Development	70,085	-
Defense, Department of	Direct		W81XWH-17-1-0641	12,420	Military Medical Research and Development	361,421	-
Defense, Department of	Direct		W81XWH-17-2-0012	12,420	Military Medical Research and Development	155,947	-
Defense, Department of	Direct		W81XWH-18-1-0005	12,420	Military Medical Research and Development	12,762	-

University of Michigan
Schedule of Expenditures of Federal Awards
For the Year Ended June 30, 2022

Cluster Title/Federal Grantor/Program	Type	Pass-Through Grantor	Award Identifier	Assistance Listing		Federal Expenditures	Passed-Through to Subrecipients
				Number	Assistance Listing Program Title		
Defense, Department of	Direct		W81XWH-18-1-0033	12,420	Military Medical Research and Development	357,199	-
Defense, Department of	Direct		W81XWH-18-1-0180	12,420	Military Medical Research and Development	221,283	-
Defense, Department of	Direct		W81XWH-18-1-0219	12,420	Military Medical Research and Development	156,662	-
Defense, Department of	Direct		W81XWH-18-1-0275	12,420	Military Medical Research and Development	98,370	-
Defense, Department of	Direct		W81XWH1810346	12,420	Military Medical Research and Development	29,167	-
Defense, Department of	Direct		W81XWH-18-1-0407	12,420	Military Medical Research and Development	236	236
Defense, Department of	Direct		W81XWH1810453	12,420	Military Medical Research and Development	(429)	-
Defense, Department of	Direct		W81XWH-18-1-0487	12,420	Military Medical Research and Development	128,070	-
Defense, Department of	Direct		W81XWH1810567	12,420	Military Medical Research and Development	289,215	-
Defense, Department of	Direct		W81XWH1810587	12,420	Military Medical Research and Development	395,247	-
Defense, Department of	Direct		W81XWH1810656	12,420	Military Medical Research and Development	628,725	83,013
Defense, Department of	Direct		W81XWH1910093	12,420	Military Medical Research and Development	74,305	-
Defense, Department of	Direct		W81XWH1910094	12,420	Military Medical Research and Development	50,686	-
Defense, Department of	Direct		W81XWH1910162	12,420	Military Medical Research and Development	236,554	-
Defense, Department of	Direct		W81XWH1910407/0011332752-0001	12,420	Military Medical Research and Development	208,647	-
Defense, Department of	Direct		W81XWH1910424	12,420	Military Medical Research and Development	357,255	-
Defense, Department of	Direct		W81XWH19-1-0528	12,420	Military Medical Research and Development	252,313	-
Defense, Department of	Direct		W81XWH19-1-0529	12,420	Military Medical Research and Development	51,808	-
Defense, Department of	Direct		W81XWH19-1-0530	12,420	Military Medical Research and Development	72,995	-
Defense, Department of	Direct		W81XWH19-1-0623	12,420	Military Medical Research and Development	150,876	-
Defense, Department of	Direct		W81XWH2010107	12,420	Military Medical Research and Development	353,638	122,863
Defense, Department of	Direct		W81XWH-20-1-0108	12,420	Military Medical Research and Development	167,632	-
Defense, Department of	Direct		W81XWH2010155	12,420	Military Medical Research and Development	180,460	-
Defense, Department of	Direct		W81XWH2010172	12,420	Military Medical Research and Development	139,371	-
Defense, Department of	Direct		W81XWH-20-1-0213	12,420	Military Medical Research and Development	109,077	-
Defense, Department of	Direct		W81XWH-20-1-0336	12,420	Military Medical Research and Development	167,128	76,771
Defense, Department of	Direct		W81XWH2010405	12,420	Military Medical Research and Development	362,734	-
Defense, Department of	Direct		W81XWH2010436	12,420	Military Medical Research and Development	77,816	-
Defense, Department of	Direct		W81XWH2010496	12,420	Military Medical Research and Development	240,791	-
Defense, Department of	Direct		W81XWH2010547	12,420	Military Medical Research and Development	118,813	-
Defense, Department of	Direct		W81XWH2010571	12,420	Military Medical Research and Development	474,776	-
Defense, Department of	Direct		W81XWH2010572	12,420	Military Medical Research and Development	329,942	-
Defense, Department of	Direct		W81XWH2010614	12,420	Military Medical Research and Development	168,991	19,797
Defense, Department of	Direct		W81XWH2010629	12,420	Military Medical Research and Development	152,075	-
Defense, Department of	Direct		W81XWH2010663	12,420	Military Medical Research and Development	683,629	-
Defense, Department of	Direct		W81XWH-20-1-0832	12,420	Military Medical Research and Development	227,731	-
Defense, Department of	Direct		W81XWH2010859	12,420	Military Medical Research and Development	61,708	-
Defense, Department of	Direct		W81XWH2110039	12,420	Military Medical Research and Development	362,317	-
Defense, Department of	Direct		W81XWH-21-1-0040	12,420	Military Medical Research and Development	383,936	-
Defense, Department of	Direct		W81XWH2110122	12,420	Military Medical Research and Development	163,140	-
Defense, Department of	Direct		W81XWH2110238/0011588003	12,420	Military Medical Research and Development	48,698	-
Defense, Department of	Direct		W81XWH2110293	12,420	Military Medical Research and Development	344,233	-
Defense, Department of	Direct		W81XWH-21-1-0429	12,420	Military Medical Research and Development	435,386	-
Defense, Department of	Direct		W81XWH2110458	12,420	Military Medical Research and Development	414,597	-
Defense, Department of	Direct		W81XWH2110491	12,420	Military Medical Research and Development	112,304	-
Defense, Department of	Direct		W81XWH2110500	12,420	Military Medical Research and Development	433,065	-
Defense, Department of	Direct		W81XWH2110521	12,420	Military Medical Research and Development	193,586	-
Defense, Department of	Direct		W81XWH2110663	12,420	Military Medical Research and Development	49,536	-
Defense, Department of	Direct		W81XWH2110723	12,420	Military Medical Research and Development	47,874	-
Defense, Department of	Direct		W81XWH-21-1-0751	12,420	Military Medical Research and Development	208,878	-
Defense, Department of	Direct		W81XWH2110771	12,420	Military Medical Research and Development	117,948	25,394
Defense, Department of	Direct		W81XWH2110824	12,420	Military Medical Research and Development	41,194	-
Defense, Department of	Direct		W81XWH2110880	12,420	Military Medical Research and Development	79,527	-
Defense, Department of	Direct		W81XWH-21-2-0024	12,420	Military Medical Research and Development	179,135	-
Defense, Department of	Direct		W81XWH2210270	12,420	Military Medical Research and Development	73,435	-
Defense, Department of	Direct		W81XWH2210552	12,420	Military Medical Research and Development	12,490	-
Defense, Department of	Pass-Through	Angion Biomedica Corp	Subcontractor Agreement	12,420	Military Medical Research and Development	189,659	-
Defense, Department of	Pass-Through	Brigham and Women's Hospital	117951	12,420	Military Medical Research and Development	(823)	-
Defense, Department of	Pass-Through	Case Western Reserve University	RES509313	12,420	Military Medical Research and Development	124,376	-
Defense, Department of	Pass-Through	Indiana University	IN4386948UM/PO25931	12,420	Military Medical Research and Development	90,202	-
Defense, Department of	Pass-Through	Johns Hopkins University	W81XWH2010353	12,420	Military Medical Research and Development	23,010	-
Defense, Department of	Pass-Through	Kessler Foundation	40616-01	12,420	Military Medical Research and Development	105,770	-
Defense, Department of	Pass-Through	Liberating Technologies, Inc. (LTI)	SUB-UM-0511	12,420	Military Medical Research and Development	6,938	-
Defense, Department of	Pass-Through	Mayo Clinic	UMI-281519/PO #67938702	12,420	Military Medical Research and Development	112,730	-
Defense, Department of	Pass-Through	Medstar Health Research Institute, Inc.	5002437085	12,420	Military Medical Research and Development	67,383	-
Defense, Department of	Pass-Through	Memorial Sloan-Kettering Cancer Center (MSKCC)	BD520591E	12,420	Military Medical Research and Development	8,267	-
Defense, Department of	Pass-Through	Memorial Sloan-Kettering Cancer Center (MSKCC)	PO# C21907894	12,420	Military Medical Research and Development	108,295	-
Defense, Department of	Pass-Through	New York University Grossman School of Medicine	20-A0-00-1003912/N210436942	12,420	Military Medical Research and Development	21,407	-
Defense, Department of	Pass-Through	Northern California Institute for Research & Education, Inc. (NCIRE)	WEI1808-1818	12,420	Military Medical Research and Development	(173)	-
Defense, Department of	Pass-Through	Northern California Institute for Research & Education, Inc. (NCIRE)	WEI1872-03, Ref # 095447	12,420	Military Medical Research and Development	173	-
Defense, Department of	Pass-Through	Ohio State University, The	60078849	12,420	Military Medical Research and Development	16,527	-
Defense, Department of	Pass-Through	Ohio Willow Wood Co	W81XWH-17-1-0704-SA01	12,420	Military Medical Research and Development	76,818	-
Defense, Department of	Pass-Through	Oregon Health and Science University	1011056_UMICH	12,420	Military Medical Research and Development	3,970	-
Defense, Department of	Pass-Through	The University of Texas Southwestern Medical Center	GMO: 210715 PO: 000002387	12,420	Military Medical Research and Development	149,208	-
Defense, Department of	Pass-Through	University of Alabama	000507860-002	12,420	Military Medical Research and Development	72,493	-
Defense, Department of	Pass-Through	University of Delaware	47471	12,420	Military Medical Research and Development	16,682	-
Defense, Department of	Pass-Through	University of Louisville Research Foundation, Inc.	ULRF_20-0810-01	12,420	Military Medical Research and Development	24,736	-
Defense, Department of	Pass-Through	University of Nebraska	35-1905-2046-001	12,420	Military Medical Research and Development	(2,744)	-

**University of Michigan
Schedule of Expenditures of Federal Awards
For the Year Ended June 30, 2022**

Cluster Title/Federal Grantor/Program	Type	Pass-Through Grantor	Award Identifier	Assistance Listing		Federal Expenditures	Passed-Through to Subrecipients
				Number	Assistance Listing Program Title		
Defense, Department of	Pass-Through	University of Nebraska	35-1905-2046-001	12.420	Military Medical Research and Development	85,559	-
Defense, Department of	Pass-Through	University of Pennsylvania	578015 PO 4743923	12.420	Military Medical Research and Development	54,656	-
Defense, Department of	Pass-Through	University of Pittsburgh	0056666 (413614-6)	12.420	Military Medical Research and Development	10,037	-
Defense, Department of	Pass-Through	University of Rochester	417438 / URFAO: GR510636	12.420	Military Medical Research and Development	21,687	-
Defense, Department of	Pass-Through	University of Utah	10040357-00/PO U000038463	12.420	Military Medical Research and Development	66,944	-
Defense, Department of	Pass-Through	University of Virginia	GG12337 POW2327028	12.420	Military Medical Research and Development	47,202	-
Defense, Department of	Pass-Through	Veterans Education & Research Assoc of MI (VERAM)	UMSub-2001	12.420	Military Medical Research and Development	177,613	-
						\$ 14,287,024	\$ 397,837
Defense, Department of	Direct		W911NF-16-1-0044	12.431	Basic Scientific Research	(3,317)	-
Defense, Department of	Direct		W911NF-17-1-0109	12.431	Basic Scientific Research	(5,496)	-
Defense, Department of	Direct		W911NF-17-1-0312	12.431	Basic Scientific Research	881,421	589,764
Defense, Department of	Direct		W911NF-18-1-0061	12.431	Basic Scientific Research	81,279	-
Defense, Department of	Direct		W911NF1810162	12.431	Basic Scientific Research	25,227	-
Defense, Department of	Direct		W911NF1810167	12.431	Basic Scientific Research	907	-
Defense, Department of	Direct		W911NF1810208	12.431	Basic Scientific Research	1,220,886	597,329
Defense, Department of	Direct		W911NF-18-1-0299	12.431	Basic Scientific Research	165,597	-
Defense, Department of	Direct		W911NF1810339	12.431	Basic Scientific Research	99,342	-
Defense, Department of	Direct		W911NF-18-1-0397	12.431	Basic Scientific Research	33,948	-
Defense, Department of	Direct		W911NF1910027	12.431	Basic Scientific Research	72,848	-
Defense, Department of	Direct		W911NF-19-1-0279	12.431	Basic Scientific Research	1,245,190	592,932
Defense, Department of	Direct		W911NF1910337	12.431	Basic Scientific Research	159,080	-
Defense, Department of	Direct		W911NF1920045	12.431	Basic Scientific Research	78,109	-
Defense, Department of	Direct		W911NF1920195	12.431	Basic Scientific Research	113,510	-
Defense, Department of	Direct		W911-NF-19-2-0208	12.431	Basic Scientific Research	190,999	-
Defense, Department of	Direct		W911NF2010001	12.431	Basic Scientific Research	205,128	-
Defense, Department of	Direct		W911NF2010147	12.431	Basic Scientific Research	64,798	-
Defense, Department of	Direct		W911NF2010150	12.431	Basic Scientific Research	98,687	-
Defense, Department of	Direct		W911NF-20-1-0297	12.431	Basic Scientific Research	138,047	-
Defense, Department of	Direct		W911NF2110057	12.431	Basic Scientific Research	98,700	-
Defense, Department of	Direct		W911NF2110116	12.431	Basic Scientific Research	297,059	-
Defense, Department of	Direct		W911NF2110149	12.431	Basic Scientific Research	142,082	-
Defense, Department of	Direct		W911NF2110207	12.431	Basic Scientific Research	78,368	-
Defense, Department of	Direct		W911NF2110337	12.431	Basic Scientific Research	814,685	196,144
Defense, Department of	Direct		W911NF2120111	12.431	Basic Scientific Research	50,115	-
Defense, Department of	Direct		W911NF-22-1-0133	12.431	Basic Scientific Research	79,140	-
Defense, Department of	Direct		W911NF2220008	12.431	Basic Scientific Research	14,398	-
Defense, Department of	Direct		W911NF2220048	12.431	Basic Scientific Research	20,444	-
Defense, Department of	Pass-Through	George Mason University	E2030471	12.431	Basic Scientific Research	10,460	-
Defense, Department of	Pass-Through	Georgia Institute of Technology	AWD-002533-G1	12.431	Basic Scientific Research	170,387	-
Defense, Department of	Pass-Through	Georgia Institute of Technology	AWD-101190-G6	12.431	Basic Scientific Research	44,400	-
Defense, Department of	Pass-Through	Montana Technological University (Montana Tech)	SB28550-A	12.431	Basic Scientific Research	254,798	-
Defense, Department of	Pass-Through	Ohio State University, The	GR115535/SPC-1000003875	12.431	Basic Scientific Research	129,088	-
Defense, Department of	Pass-Through	University of California - Santa Barbara	KK1811	12.431	Basic Scientific Research	115,388	-
Defense, Department of	Pass-Through	University of California-San Diego	703606	12.431	Basic Scientific Research	115,043	-
Defense, Department of	Pass-Through	University of Minnesota	A006827501	12.431	Basic Scientific Research	291,239	-
Defense, Department of	Pass-Through	University of Minnesota	A008126201	12.431	Basic Scientific Research	90,890	-
Defense, Department of	Pass-Through	University of Minnesota	A008178001	12.431	Basic Scientific Research	335,959	-
Defense, Department of	Pass-Through	University of Southern California	118827538	12.431	Basic Scientific Research	106,646	-
						\$ 8,125,119	\$ 1,976,169
Defense, Department of	Direct		FA9453-17-2-0010	12.560	DOD, NDEP, DOTC-STEM Education Outreach Implementation	47,152	-
Defense, Department of	Direct		ST1409-18-03	12.617	Economic Adjustment Assistance for State Governments	(188)	-
Defense, Department of	Direct		ST1409-19-04 (HQ00051910044)	12.617	Economic Adjustment Assistance for State Governments	139,659	42,858
						\$ 139,471	\$ 42,858
Defense, Department of	Direct		W911NF2120168	12.630	Basic, Applied, and Advanced Research in Science and Engineering	99,738	-
Defense, Department of	Direct		W912HZ2120011	12.630	Basic, Applied, and Advanced Research in Science and Engineering	54,999	-
Defense, Department of	Direct		W912HZ-22-2-0020	12.630	Basic, Applied, and Advanced Research in Science and Engineering	22,500	-
Defense, Department of	Pass-Through	American Lightweight Materials Manufacturing Innovation Institute	0005	12.630	Basic, Applied, and Advanced Research in Science and Engineering	10,181	-
Defense, Department of	Pass-Through	American Lightweight Materials Manufacturing Innovation Institute	0007	12.630	Basic, Applied, and Advanced Research in Science and Engineering	(596)	-
						\$ 186,822	\$ -
Defense, Department of	Pass-Through	Henry M. Jackson Foundation for the Advancement of Military Medicine, Inc (HJF)	2879	12.750	Uniformed Services University Medical Research Projects	(954)	-
Defense, Department of	Pass-Through	Henry M. Jackson Foundation for the Advancement of Military Medicine, Inc (HJF)	4826	12.750	Uniformed Services University Medical Research Projects	1,367	-
Defense, Department of	Pass-Through	Henry M. Jackson Foundation for the Advancement of Military Medicine, Inc (HJF)	5341	12.750	Uniformed Services University Medical Research Projects	(68,043)	-
Defense, Department of	Pass-Through	Henry M. Jackson Foundation for the Advancement of Military Medicine, Inc (HJF)	5695	12.750	Uniformed Services University Medical Research Projects	2,662,447	-
Defense, Department of	Pass-Through	Indiana University	IN-4486955-UM/PO0021119	12.750	Uniformed Services University Medical Research Projects	554,535	-
Defense, Department of	Pass-Through	The Geneva Foundation	S-11044-01	12.750	Uniformed Services University Medical Research Projects	31,952	-
						\$ 3,181,304	\$ -
Defense, Department of	Direct		FA2386-18-1-4086	12.800	Air Force Defense Research Sciences Program	(3,278)	-
Defense, Department of	Direct		FA2386-21-1-4066	12.800	Air Force Defense Research Sciences Program	14,634	-
Defense, Department of	Direct		FA8650-17-2-2208	12.800	Air Force Defense Research Sciences Program	547,517	96,937
Defense, Department of	Direct		FA8650-19-2-2213	12.800	Air Force Defense Research Sciences Program	90,716	76,676
Defense, Department of	Direct		FA8650-21-2-2217	12.800	Air Force Defense Research Sciences Program	84,896	-
Defense, Department of	Direct		FA8750-19-2-0006	12.800	Air Force Defense Research Sciences Program	(257)	-

University of Michigan
Schedule of Expenditures of Federal Awards
For the Year Ended June 30, 2022

Cluster Title/Federal Grantor/Program	Type	Pass-Through Grantor	Award Identifier	Assistance Listing		Federal Expenditures	Passed-Through to Subrecipients
				Number	Assistance Listing Program Title		
Defense, Department of	Direct		FA9550-14-1-0380	12,800	Air Force Defense Research Sciences Program	187,010	-
Defense, Department of	Direct		FA9550-16-1-0087	12,800	Air Force Defense Research Sciences Program	379,588	35,524
Defense, Department of	Direct		FA9550-16-1-0312	12,800	Air Force Defense Research Sciences Program	(50,243)	-
Defense, Department of	Direct		FA9550-17-1-0195	12,800	Air Force Defense Research Sciences Program	569,957	269,814
Defense, Department of	Direct		FA9550-17-1-0208	12,800	Air Force Defense Research Sciences Program	(615)	-
Defense, Department of	Direct		FA9550-18-1-0028	12,800	Air Force Defense Research Sciences Program	213,062	34,778
Defense, Department of	Direct		FA9550-18-1-0153	12,800	Air Force Defense Research Sciences Program	78,177	-
Defense, Department of	Direct		FA9550-18-1-0162	12,800	Air Force Defense Research Sciences Program	171,481	-
Defense, Department of	Direct		FA9550-18-1-0168	12,800	Air Force Defense Research Sciences Program	176,030	-
Defense, Department of	Direct		FA9550-18-1-0315	12,800	Air Force Defense Research Sciences Program	128,020	-
Defense, Department of	Direct		FA9550-18-1-0343	12,800	Air Force Defense Research Sciences Program	100,547	-
Defense, Department of	Direct		FA9550-18-1-0466	12,800	Air Force Defense Research Sciences Program	46,651	-
Defense, Department of	Direct		FA9550-18-1-0476	12,800	Air Force Defense Research Sciences Program	134,639	-
Defense, Department of	Direct		FA9550-19-1-0013	12,800	Air Force Defense Research Sciences Program	228,567	-
Defense, Department of	Direct		FA9550-19-1-0022	12,800	Air Force Defense Research Sciences Program	159,203	-
Defense, Department of	Direct		FA9550-19-1-0026	12,800	Air Force Defense Research Sciences Program	151,791	-
Defense, Department of	Direct		FA9550-19-1-0029	12,800	Air Force Defense Research Sciences Program	139,669	-
Defense, Department of	Direct		FA9550-19-1-0072	12,800	Air Force Defense Research Sciences Program	197,501	-
Defense, Department of	Direct		FA9550-19-1-0175	12,800	Air Force Defense Research Sciences Program	140,785	-
Defense, Department of	Direct		FA9550-19-1-0267	12,800	Air Force Defense Research Sciences Program	45,312	45,714
Defense, Department of	Direct		FA9550-19-1-0320	12,800	Air Force Defense Research Sciences Program	89,646	75,646
Defense, Department of	Direct		FA9550-20-1-0014	12,800	Air Force Defense Research Sciences Program	153,823	-
Defense, Department of	Direct		FA9550-20-1-0028	12,800	Air Force Defense Research Sciences Program	154,713	88,000
Defense, Department of	Direct		FA9550-20-1-0045	12,800	Air Force Defense Research Sciences Program	198,713	-
Defense, Department of	Direct		FA9550-20-1-0191	12,800	Air Force Defense Research Sciences Program	(22,761)	-
Defense, Department of	Direct		FA9550-20-1-0214	12,800	Air Force Defense Research Sciences Program	128,948	-
Defense, Department of	Direct		FA9550-20-1-0265	12,800	Air Force Defense Research Sciences Program	126,296	-
Defense, Department of	Direct		FA9550-20-1-0380	12,800	Air Force Defense Research Sciences Program	252,953	-
Defense, Department of	Direct		FA9550-20-1-0385	12,800	Air Force Defense Research Sciences Program	74,356	-
Defense, Department of	Direct		FA9550-20-1-0406	12,800	Air Force Defense Research Sciences Program	190,945	-
Defense, Department of	Direct		FA9550-20-1-0425	12,800	Air Force Defense Research Sciences Program	181,162	-
Defense, Department of	Direct		FA9550-21-1-0019	12,800	Air Force Defense Research Sciences Program	153,586	-
Defense, Department of	Direct		FA9550-21-1-0032	12,800	Air Force Defense Research Sciences Program	456,076	-
Defense, Department of	Direct		FA9550-21-1-0065	12,800	Air Force Defense Research Sciences Program	135,566	-
Defense, Department of	Direct		FA9550-21-1-0079	12,800	Air Force Defense Research Sciences Program	38,859	-
Defense, Department of	Direct		FA9550-21-1-0098	12,800	Air Force Defense Research Sciences Program	194,029	85,905
Defense, Department of	Direct		FA9550-21-1-0166	12,800	Air Force Defense Research Sciences Program	30,949	-
Defense, Department of	Direct		FA9550-21-1-0184	12,800	Air Force Defense Research Sciences Program	161,692	-
Defense, Department of	Direct		FA9550-21-1-0240	12,800	Air Force Defense Research Sciences Program	233,570	-
Defense, Department of	Direct		FA9550-21-1-0260	12,800	Air Force Defense Research Sciences Program	160,281	-
Defense, Department of	Direct		FA9550-21-1-0264	12,800	Air Force Defense Research Sciences Program	489,500	-
Defense, Department of	Direct		FA9550-21-1-0302	12,800	Air Force Defense Research Sciences Program	57,178	-
Defense, Department of	Direct		FA9550-21-1-0410	12,800	Air Force Defense Research Sciences Program	61,025	-
Defense, Department of	Direct		FA9550-22-1-0077	12,800	Air Force Defense Research Sciences Program	20,081	-
Defense, Department of	Direct		FA9550-22-1-0116	12,800	Air Force Defense Research Sciences Program	163,022	-
Defense, Department of	Direct		FA9550-22-1-0118	12,800	Air Force Defense Research Sciences Program	43,977	-
Defense, Department of	Direct		FA9550-22-1-0215	12,800	Air Force Defense Research Sciences Program	44,235	-
Defense, Department of	Direct		FA9550-22-1-0285	12,800	Air Force Defense Research Sciences Program	91,961	-
Defense, Department of	Direct		FA9550-22-1-0325	12,800	Air Force Defense Research Sciences Program	70,957	-
Defense, Department of	Pass-Through	Michigan State University	RC108022UM	12,800	Air Force Defense Research Sciences Program	(8,032)	-
Defense, Department of	Pass-Through	Michigan State University	RC112835C	12,800	Air Force Defense Research Sciences Program	342,224	-
Defense, Department of	Pass-Through	Ohio State University, The	60072253	12,800	Air Force Defense Research Sciences Program	146,133	-
Defense, Department of	Pass-Through	Ohio State University, The	60077514	12,800	Air Force Defense Research Sciences Program	143,930	-
Defense, Department of	Pass-Through	Stanford University	62696833-227888	12,800	Air Force Defense Research Sciences Program	45,639	-
Defense, Department of	Pass-Through	The University of New York (CUNY)	CM00001530-00	12,800	Air Force Defense Research Sciences Program	207,305	-
Defense, Department of	Pass-Through	The University of Texas at Austin	UTA21-000025	12,800	Air Force Defense Research Sciences Program	92,066	-
Defense, Department of	Pass-Through	University of California - Los Angeles	0205 G XA212	12,800	Air Force Defense Research Sciences Program	188,824	-
Defense, Department of	Pass-Through	University of California - Los Angeles	0205 G XA213	12,800	Air Force Defense Research Sciences Program	19,059	-
Defense, Department of	Pass-Through	University of California-Santa Cruz	A19-0790-S001	12,800	Air Force Defense Research Sciences Program	43,354	-
Defense, Department of	Pass-Through	University of Colorado Boulder	1553899	12,800	Air Force Defense Research Sciences Program	53,446	-
Defense, Department of	Pass-Through	University of Colorado-Denver/Anschutz Medical Campus	FY22.1112.002/Project 3-5-A183	12,800	Air Force Defense Research Sciences Program	26,431	-
Defense, Department of	Pass-Through	University of Illinois-Urbana-Champaign	084272-16074	12,800	Air Force Defense Research Sciences Program	124,449	-
Defense, Department of	Pass-Through	University of Maryland, College Park	58333-Z8143003	12,800	Air Force Defense Research Sciences Program	26,574	-
Defense, Department of	Pass-Through	University of New Mexico	271704-871E	12,800	Air Force Defense Research Sciences Program	319,258	-
						\$ 9,837,358	\$ 808,994
Defense, Department of	Direct		FA8650-19-1-7997	12,901	Mathematical Sciences Grants	280,055	-
Defense, Department of	Direct		H98230-20-1-0018 CLIN0001 AA	12,901	Mathematical Sciences Grants	9,010	-
Defense, Department of	Direct		H98230-21-1-0020	12,901	Mathematical Sciences Grants	15,819	-
Defense, Department of	Direct		H98230-22-1-0026	12,901	Mathematical Sciences Grants	5,296	-
						\$ 310,180	\$ -
Defense, Department of	Direct		D16AP00004	12,910	Research and Technology Development	48	-
Defense, Department of	Direct		D19AP00079	12,910	Research and Technology Development	58,826	-
Defense, Department of	Direct		FA8750-19-1-0501	12,910	Research and Technology Development	248,250	105,201
Defense, Department of	Direct		HR00111720067	12,910	Research and Technology Development	707,075	-
Defense, Department of	Direct		HR00112010010	12,910	Research and Technology Development	248,559	-
Defense, Department of	Direct		HR00112020011	12,910	Research and Technology Development	93,190	-
Defense, Department of	Direct		HR0011-22-20024	12,910	Research and Technology Development	31,651	-
Defense, Department of	Direct		N66001-16-1-4006	12,910	Research and Technology Development	(24,552)	-

University of Michigan
Schedule of Expenditures of Federal Awards
For the Year Ended June 30, 2022

Cluster Title/Federal Grantor/Program	Type	Pass-Through Grantor	Award Identifier	Assistance Listing		Federal Expenditures	Passed-Through to Subrecipients
				Number	Assistance Listing Program Title		
Defense, Department of	Direct		N66001-16-1-4029	12.910	Research and Technology Development	(248,333)	-
Defense, Department of	Direct		W56HZV-14-2-0001	12.910	Research and Technology Development	(25)	-
Defense, Department of	Direct		W56HZV-19-2-0001	12.910	Research and Technology Development	7,309,741	4,279,433
Defense, Department of	Direct		W911NF-18-2-0266	12.910	Research and Technology Development	(322)	-
Defense, Department of	Pass-Through	Arizona State University	ASUB00000087	12.910	Research and Technology Development	550,123	-
Defense, Department of	Pass-Through	Arizona State University	ASUB00000494	12.910	Research and Technology Development	202,420	-
Defense, Department of	Pass-Through	Defense, Department of-Air Force, Department of the	FA8650-18-2-7844	12.910	Research and Technology Development	1,305,572	481,647
Defense, Department of	Pass-Through	Defense, Department of-Air Force, Department of the	FA8650-18-2-7864	12.910	Research and Technology Development	1,632,787	314,466
Defense, Department of	Pass-Through	Defense, Department of-Navy, Department of the	N660012214032	12.910	Research and Technology Development	86,686	-
Defense, Department of	Pass-Through	Interior, Department of the	D18AP00066	12.910	Research and Technology Development	214,656	-
Defense, Department of	Pass-Through	New York University	F1400-04	12.910	Research and Technology Development	67,525	-
Defense, Department of	Pass-Through	Oregon State University	X0212A-A	12.910	Research and Technology Development	77,980	-
Defense, Department of	Pass-Through	University of California - Berkeley	00010217	12.910	Research and Technology Development	177,610	-
Defense, Department of	Pass-Through	University of California - Los Angeles	0145 G YA123	12.910	Research and Technology Development	25,552	-
Defense, Department of	Pass-Through	University of California - San Francisco	11962SC	12.910	Research and Technology Development	(64,996)	-
Defense, Department of	Pass-Through	University of California-San Diego	104629610 (S9001976)	12.910	Research and Technology Development	134,981	-
Defense, Department of	Pass-Through	University of Pennsylvania	574468	12.910	Research and Technology Development	106,918	-
Defense, Department of	Pass-Through	University of Pittsburgh Medical Center (UPMC)	AWD00001593 (41 6052-7)	12.910	Research and Technology Development	224,496	-
Defense, Department of	Pass-Through	University of Wisconsin	0000000444	12.910	Research and Technology Development	132,380	-
						\$ 13,298,798	\$ 5,180,747
Defense, Department of	Direct		FA8650-19-C-1831	12.RD		142,950	-
Defense, Department of	Direct		FA8650-19-C-9105	12.RD		275,545	-
Defense, Department of	Direct		FA8750-19-C-0531	12.RD		11,941	-
Defense, Department of	Direct		Goodson IPA	12.RD		22,885	-
Defense, Department of	Direct		HDTRA1-17-C-0001	12.RD		(5,611)	-
Defense, Department of	Direct		HDTRA117C0046/CLIN002	12.RD		625	-
Defense, Department of	Direct		HDTRA117C0046/CLIN004	12.RD		26,709	-
Defense, Department of	Direct		HDTRA118C0073	12.RD		(10,283)	-
Defense, Department of	Direct		HDTRA118C0073	12.RD		1,198,151	-
Defense, Department of	Direct		HDTRA119C0054	12.RD		32,946	-
Defense, Department of	Direct		HDTRA119C0054	12.RD		235,468	-
Defense, Department of	Direct		HR001118C0019	12.RD		(2,604)	(2,604)
Defense, Department of	Direct		HR001121C0241	12.RD		381,707	-
Defense, Department of	Direct		N00014-18-C-1025	12.RD		143,685	-
Defense, Department of	Direct		N00014-19-C-1029	12.RD		20,928	-
Defense, Department of	Direct		N00014-19-C-1029	12.RD		43,329	-
Defense, Department of	Direct		N00014-19-C-1029	12.RD		202,870	-
Defense, Department of	Direct		N00140-06-G-0028	12.RD		(3,100)	-
Defense, Department of	Direct		N0018919GZ019	12.RD		3,100	-
Defense, Department of	Direct		N0018919GZ019	12.RD		4,755	-
Defense, Department of	Direct		N6133120D0003	12.RD		(91)	-
Defense, Department of	Direct		N6133120D0003	12.RD		17,279	-
Defense, Department of	Direct		N6600120C4026	12.RD		318,094	-
Defense, Department of	Direct		W81EWF10541885	12.RD		94,440	-
Defense, Department of	Direct		W81XWH-17-C-0246	12.RD		1,033,143	902,697
Defense, Department of	Direct		W81XWH1810078	12.RD		458,703	-
Defense, Department of	Direct		W81XWH1810443	12.RD		12,340	-
Defense, Department of	Direct		W81XWH-22-1-0032	12.RD		85,623	-
Defense, Department of	Direct		W912HQ21C0052	12.RD		126,961	38,733
Defense, Department of	Direct		W912HZ21P0067	12.RD		50,068	-
Defense, Department of	Direct		W912HZ22P0031	12.RD		80,359	-
Defense, Department of	Pass-Through	Amphionic, LLC	Research Agreement	12.RD		19,048	-
Defense, Department of	Pass-Through	ARCTOS Technology Solutions, LLC	195208-19-13-C1	12.RD		23,524	-
Defense, Department of	Pass-Through	Charles River Analytics, Inc	SC2116802	12.RD		40,597	-
Defense, Department of	Pass-Through	Daniel H. Wagner Associates, Inc.	129541-0001	12.RD		(12,493)	-
Defense, Department of	Pass-Through	Eaton Corporation	0011-44566	12.RD		123,118	-
Defense, Department of	Pass-Through	ERC, Inc.	PS190002	12.RD		(3,225)	-
Defense, Department of	Pass-Through	Georgia Institute of Technology	AWD-001331-S7	12.RD		51,441	-
Defense, Department of	Pass-Through	Great Lakes Sound and Vibration	GLSV09436	12.RD		48,917	-
Defense, Department of	Pass-Through	H3D, Inc.	Research Agreement	12.RD		27,504	-
Defense, Department of	Pass-Through	HyPerComp, Inc	HPC2UM-NAVAIR-2022-01	12.RD		39,905	-
Defense, Department of	Pass-Through	Indiana University	9162-UM (PO0469156)	12.RD		412,766	-
Defense, Department of	Pass-Through	Infoscitex Corporation	FPH14-S020 Task Order 002	12.RD		26,119	-
Defense, Department of	Pass-Through	Innovceering, LLC	5212-01	12.RD		375	-
Defense, Department of	Pass-Through	iReprogram, LLC	Roundtable Research Agreement	12.RD		(11,048)	-
Defense, Department of	Pass-Through	Jacobs Engineering Group Inc.	RAPT1-0000001173	12.RD		283,893	-
Defense, Department of	Pass-Through	Johns Hopkins University	151533	12.RD		(10,224)	-
Defense, Department of	Pass-Through	Johns Hopkins University	151533	12.RD		22,500	6,347
Defense, Department of	Pass-Through	Kapteyn-Murrane Laboratories, Inc	Res Agrmt # 19953	12.RD		(8)	-
Defense, Department of	Pass-Through	Kitware, Inc	K003088-00-S06	12.RD		203,009	-
Defense, Department of	Pass-Through	Ledios, Inc.	P010217713	12.RD		(28,432)	-
Defense, Department of	Pass-Through	LumosTech, Inc.	2103	12.RD		12,809	-
Defense, Department of	Pass-Through	Martin Defense Group	SCN09767	12.RD		776,803	-
Defense, Department of	Pass-Through	Michigan, State of, Economic Development Corporation	Case 342543	12.RD		175,665	-
Defense, Department of	Pass-Through	Mission Innovation Inc.	Roundtable Research Agreement	12.RD		15,250	-
Defense, Department of	Pass-Through	MONDE Wireless Inc.	Roundtable Research Agreement	12.RD		5,000	-
Defense, Department of	Pass-Through	Montana State University	CS000241	12.RD		55,957	-
Defense, Department of	Pass-Through	Montana University System	CS220001	12.RD		313,333	-

**University of Michigan
Schedule of Expenditures of Federal Awards
For the Year Ended June 30, 2022**

Cluster Title/Federal Grantor/Program	Type	Pass-Through Grantor	Award Identifier	Assistance Listing		Federal Expenditures	Passed-Through to Subrecipients
				Number	Assistance Listing Program Title		
Defense, Department of	Pass-Through	Oceanografic de Valencia	Subaward Contract	12.RD		54,444	-
Defense, Department of	Pass-Through	PPG Industries, Inc.	FA8650-18-D-5600	12.RD		123,642	-
Defense, Department of	Pass-Through	Radiation Monitoring Devices, Inc.	RMD Subcontract C19-22	12.RD		88,801	-
Defense, Department of	Pass-Through	Raytheon Technologies Corporation	HR011-21-C-0244	12.RD		112,444	-
Defense, Department of	Pass-Through	Sarcoma Alliance for Research Through Collaboration (SARC)	Research Agreement	12.RD		5,158	-
Defense, Department of	Pass-Through	SenSigma LLC	Roundtable Research Agreement	12.RD		105,882	-
Defense, Department of	Pass-Through	SRI International	PO50518	12.RD		185,521	-
Defense, Department of	Pass-Through	Stealth Software Technologies, Inc.	Subcontract Agreement	12.RD		7,578	-
Defense, Department of	Pass-Through	Stevens Institute of Technology	2103299-03	12.RD		100,292	-
Defense, Department of	Pass-Through	Sunnybrook Health Sciences Center	2021-1419	12.RD		5,292	-
Defense, Department of	Pass-Through	Texas A&M Engineering Experiment Station	M2200589	12.RD		4,957	-
Defense, Department of	Pass-Through	Toyon Research Corporation	SC21F222-1-P662	12.RD		91,933	-
Defense, Department of	Pass-Through	University of California - San Francisco	11180sc	12.RD		21,224	-
Defense, Department of	Pass-Through	University of Dayton	RSC20056	12.RD		27,599	-
Defense, Department of	Pass-Through	University of Illinois-Urbana-Champaign	078122-15632	12.RD		316,572	-
Defense, Department of	Pass-Through	University of Illinois-Urbana-Champaign	106369-18729	12.RD		3,285	-
Defense, Department of	Pass-Through	University of Wisconsin	0000001413	12.RD		100,547	-
Defense, Department of	Pass-Through	Westat, Inc.	6367-S01/W81XWH-15-C-0128	12.RD		39,109	-
Defense, Department of	Pass-Through	Wright State University	670956-1	12.RD		53,558	-
Defense, Department of	Pass-Through	Xallent, LLC	140D0419C0096	12.RD		21,477	-
			Total Defense, Department of			\$ 9,084,323	\$ 945,173
						\$ 73,088,260	\$ 11,313,409
Housing and Urban Development, Department of	Pass-Through	Johns Hopkins University	JHU Grant 19740/Task Order #7	14.506	General Research and Technology Activity	\$ 38,987	\$ -
Housing and Urban Development, Department of	Pass-Through	Michigan, State of, Civil Rights, Department of	Memorandum of Understanding	14.RD		\$ 17,736	\$ -
			Total Housing and Urban Development, Department of			\$ 56,723	\$ -
Interior, Department of the	Direct		G21AP10024	15.807	Earthquake Hazards Program Assistance	\$ 36,702	\$ -
Interior, Department of the	Direct		G20AC00114-01	15.808	U.S. Geological Survey Research and Data Collection	\$ (6,608)	\$ -
Interior, Department of the	Direct		G20AC00454	15.808	U.S. Geological Survey Research and Data Collection	\$ 53,516	\$ -
						\$ 46,908	\$ -
Interior, Department of the	Direct		P18AC00009	15.944	Natural Resource Stewardship	\$ 22,246	\$ -
			Total Interior, Department of the			\$ 105,856	\$ -
Justice, Department of	Direct		2016-WL-AX-0029	16.524	Legal Assistance for Victims	\$ 215,342	\$ 45,364
					Grants to Reduce Domestic Violence, Dating Violence, Sexual		
Justice, Department of	Direct		2020-WA-AX-0011	16.525	Assault, and Stalking on Campus	\$ 74,805	\$ -
					National Institute of Justice Research, Evaluation, and		
Justice, Department of	Direct		2017-CK-BX-0002	16.560	Development Project Grants	\$ 109,292	\$ -
					National Institute of Justice Research, Evaluation, and		
Justice, Department of	Direct		2019-MU-MU-0004	16.560	Development Project Grants	181,100	6,571
					National Institute of Justice Research, Evaluation, and		
Justice, Department of	Direct		2020-VA-CX-0004	16.560	Development Project Grants	78,762	-
					National Institute of Justice Research, Evaluation, and		
Justice, Department of	Pass-Through	Michigan State University	RC105817 UM	16.560	Development Project Grants	34,039	-
					National Institute of Justice Research, Evaluation, and		
Justice, Department of	Pass-Through	University of Pittsburgh Medical Center (UPMC)	CNVA0059288(413841-4)	16.560	Development Project Grants	368,020	-
						\$ 771,213	\$ 6,571
Justice, Department of	Direct		15PBJS-21-GK-02811-RESS	16.734	Special Data Collections and Statistical Studies	\$ 23,045	\$ -
Justice, Department of	Direct		2019-FA-BX-0011	16.746	Capital Case Litigation Initiative	\$ 80,426	\$ -
Justice, Department of	Pass-Through	Michigan, State of, State Police	COAP-18-01	16.754	Harold Rogers Prescription Drug Monitoring Program	\$ 96,981	\$ -
Justice, Department of	Direct		2019-YS-BX-K001	16.839	STOP School Violence	\$ 1,712,008	\$ 358,722
Justice, Department of	Direct		DJO-BJS-17-RO-0253	16.RD		\$ 2,897,248	\$ -
Justice, Department of	Pass-Through	Hamilton Community Health Network	2017-AJ-BX-0007	16.RD		42,736	-
						\$ 2,939,984	\$ -
			Total Justice, Department of			\$ 5,913,804	\$ 410,657
Labor, Department of	Pass-Through	UnidosUS	Counselant Agreement	17.270	Reentry Employment Opportunities	\$ (1,116)	\$ -
			Total Labor, Department of			\$ (1,116)	\$ -
State, Department of	Direct		SLMAQM20GR2336	19.025	U.S. Ambassadors Fund for Cultural Preservation	\$ 35,677	\$ -
					International Programs to Support Democracy, Human Rights		
State, Department of	Direct		SLMAQM20GR2132	19.345	and Labor	\$ 188,163	\$ -
State, Department of	Pass-Through	Princeton University	SUB0000247	19.500	Middle East Partnership Initiative	\$ 87,947	\$ -
State, Department of	Pass-Through	Princeton University	SUB0000469	19.500	Middle East Partnership Initiative	68,230	-
State, Department of	Pass-Through	Princeton University	SUB0000470	19.500	Middle East Partnership Initiative	42,274	-
						\$ 198,451	\$ -
State, Department of	Pass-Through	Florida International University	000518/1224030002	19.RD		\$ 780	\$ -
State, Department of	Pass-Through	Psiphon Inc	Roundtable Research Agreement	19.RD		7,654	-
State, Department of	Pass-Through	Psiphon Inc	Roundtable Research Agreement	19.RD		1,594	-
						\$ 10,028	\$ -
			Total State, Department of			\$ 432,319	\$ -
Transportation, Department of	Direct		692M152040002	20.108	Aviation Research Grants	\$ 139,865	\$ -
Transportation, Department of	Direct		692M152140001	20.108	Aviation Research Grants	141,609	-
Transportation, Department of	Direct		692M152140010	20.108	Aviation Research Grants	12,591	-
						\$ 294,065	\$ -
Transportation, Department of	Pass-Through	Georgia Institute of Technology	AWD-001222-G1	20.109	Air Transportation Centers of Excellence	\$ 6,262	\$ -

**University of Michigan
Schedule of Expenditures of Federal Awards
For the Year Ended June 30, 2022**

Cluster Title/Federal Grantor/Program	Type	Pass-Through Grantor	Award Identifier	Assistance Listing		Federal Expenditures	Passed-Through to Subrecipients
				Number	Assistance Listing Program Title		
Transportation, Department of	Direct		693JJ2150006	20.200	Highway Research and Development Program	\$ 761,481	\$ 460,288
Transportation, Department of	Pass-Through	Crash Avoidance Metrics Partnership (CAMP)	CAMP0000329	20.200	Highway Research and Development Program	(5,097)	-
Transportation, Department of	Pass-Through	Detroit, City of	Grant Agreement	20.200	Highway Research and Development Program	99,869	-
Transportation, Department of	Pass-Through	Nichols Consulting Engineers (NCE)	PO SUB0001755 Unit # 905	20.200	Highway Research and Development Program	4,599	-
						<u>\$ 860,852</u>	<u>\$ 460,288</u>
Transportation, Department of	Direct		693JJ32245083	20.215	Highway Training and Education	1,750	-
Transportation, Department of	Pass-Through	Michigan, State of, Transportation, Department of	2019-0312	20.505	Metropolitan Transportation Planning and State and Non-Metropolitan Planning and Research	\$ 89,358	\$ -
Transportation, Department of	Pass-Through	Michigan, State of, Transportation, Department of	2019-0312	20.505	Metropolitan Transportation Planning and State and Non-Metropolitan Planning and Research	44,191	-
Transportation, Department of	Pass-Through	Michigan, State of, Transportation, Department of	2019-0312/21314NI	20.505	Metropolitan Transportation Planning and State and Non-Metropolitan Planning and Research	123,684	8,081
						<u>\$ 257,233</u>	<u>\$ 8,081</u>
Transportation, Department of	Direct		69A3551747105	20.701	University Transportation Centers Program	\$ 3,358,357	\$ 1,411,395
Transportation, Department of	Direct		693JJ319C000009	20.RD		\$ 524,445	\$ -
Transportation, Department of	Direct		693JJ921D000016	20.RD		509	-
Transportation, Department of	Direct		693JJ921D000021	20.RD		76,687	-
Transportation, Department of	Direct		693JJ921D000021	20.RD		175,861	-
Transportation, Department of	Direct		DTNH221400329L/693JJ919F000166	20.RD		100,631	-
Transportation, Department of	Direct		DTNH221400329L/693JJ919F000214	20.RD		449,383	-
Transportation, Department of	Direct		DTNH2214D00329L/693JJ918F000224	20.RD		810,868	-
Transportation, Department of	Direct		DTNH2215D00017/693JJ918F000234	20.RD		231,885	4,998
Transportation, Department of	Direct		DTNH2215D00017/693JJ919F000139	20.RD		161,531	63,725
Transportation, Department of	Direct		DTNH2217D00041/693JJ920F000195	20.RD		217,561	-
Transportation, Department of	Pass-Through	Emory University	A566817	20.RD		73,586	-
Transportation, Department of	Pass-Through	Michigan, State of, Transportation, Department of	2021-0200	20.RD		67,792	-
Transportation, Department of	Pass-Through	Michigan, State of, Transportation, Department of	2021-0409	20.RD		318,427	-
Transportation, Department of	Pass-Through	The Mitre Corporation	125094 TO # 2-135713	20.RD		8,242	-
						<u>\$ 3,217,408</u>	<u>\$ 68,723</u>
			Total Transportation, Department of			<u>\$ 7,995,927</u>	<u>\$ 1,948,487</u>
Treasury, Department of the	Direct		21-LITC0506-01-00	21.008	Low Income Taxpayer Clinics	\$ 102,189	\$ -
			Total Treasury, Department of the			<u>\$ 102,189</u>	<u>\$ -</u>
Library of Congress	Direct		GA21C0115	42.010	Teaching with Primary Sources	\$ 63,591	\$ -
Library of Congress	Direct		GA16C0089	42.RD		\$ 39,003	\$ -
			Total Library of Congress			<u>\$ 102,594</u>	<u>\$ -</u>
National Aeronautics and Space Administration	Direct		80NSSC17K0015	43.001	Science	\$ 50,187	\$ -
National Aeronautics and Space Administration	Direct		80NSSC17K0116	43.001	Science	1,094	-
National Aeronautics and Space Administration	Direct		80NSSC17K0212	43.001	Science	86,902	3,576
National Aeronautics and Space Administration	Direct		80NSSC17K0681	43.001	Science	148,382	2,038
National Aeronautics and Space Administration	Direct		80NSSC17K0686	43.001	Science	97,725	57,417
National Aeronautics and Space Administration	Direct		80NSSC17K0728	43.001	Science	93,726	11,414
National Aeronautics and Space Administration	Direct		80NSSC18K0551	43.001	Science	145,886	-
National Aeronautics and Space Administration	Direct		80NSSC18K0647	43.001	Science	135,598	-
National Aeronautics and Space Administration	Direct		80NSSC18K0717	43.001	Science	92,643	-
National Aeronautics and Space Administration	Direct		80NSSC18K0802	43.001	Science	19,948	-
National Aeronautics and Space Administration	Direct		80NSSC18K0900	43.001	Science	120,079	-
National Aeronautics and Space Administration	Direct		80NSSC18K0986	43.001	Science	110,602	-
National Aeronautics and Space Administration	Direct		80NSSC18K1005	43.001	Science	92,568	-
National Aeronautics and Space Administration	Direct		80NSSC18K1033	43.001	Science	43,508	39,221
National Aeronautics and Space Administration	Direct		80NSSC18K1060	43.001	Science	110,220	7,913
National Aeronautics and Space Administration	Direct		80NSSC18K1120	43.001	Science	5,928	-
National Aeronautics and Space Administration	Direct		80NSSC18K1121	43.001	Science	5,928	-
National Aeronautics and Space Administration	Direct		80NSSC18K1137	43.001	Science	190,954	-
National Aeronautics and Space Administration	Direct		80NSSC18K1208	43.001	Science	81,850	32,116
National Aeronautics and Space Administration	Direct		80NSSC18K1238	43.001	Science	5,604	-
National Aeronautics and Space Administration	Direct		80NSSC18K1240	43.001	Science	145,654	-
National Aeronautics and Space Administration	Direct		80NSSC18K1280	43.001	Science	89,613	-
National Aeronautics and Space Administration	Direct		80NSSC18K1363	43.001	Science	18,000	-
National Aeronautics and Space Administration	Direct		80NSSC18K1553	43.001	Science	83,653	5,676
National Aeronautics and Space Administration	Direct		80NSSC18K1596	43.001	Science	210,229	-
National Aeronautics and Space Administration	Direct		80NSSC18K1641	43.001	Science	25,888	-
National Aeronautics and Space Administration	Direct		80NSSC19K0003	43.001	Science	(677)	-
National Aeronautics and Space Administration	Direct		80NSSC19K0092	43.001	Science	102,843	-
National Aeronautics and Space Administration	Direct		80NSSC19K0168	43.001	Science	69,540	-
National Aeronautics and Space Administration	Direct		80NSSC19K0169	43.001	Science	68,450	-
National Aeronautics and Space Administration	Direct		80NSSC19K0204	43.001	Science	77,772	-
National Aeronautics and Space Administration	Direct		80NSSC19K0457	43.001	Science	42,839	-
National Aeronautics and Space Administration	Direct		80NSSC19K0564	43.001	Science	65,969	-
National Aeronautics and Space Administration	Direct		80NSSC19K0579	43.001	Science	177,154	-
National Aeronautics and Space Administration	Direct		80NSSC19K0608	43.001	Science	263,124	96
National Aeronautics and Space Administration	Direct		80NSSC19K0640	43.001	Science	86,260	-
National Aeronautics and Space Administration	Direct		80NSSC19K0747	43.001	Science	55,773	-
National Aeronautics and Space Administration	Direct		80NSSC19K0782	43.001	Science	55,595	-
National Aeronautics and Space Administration	Direct		80NSSC19K0948	43.001	Science	41,440	-
National Aeronautics and Space Administration	Direct		80NSSC19K1013	43.001	Science	118,839	-

University of Michigan
Schedule of Expenditures of Federal Awards
For the Year Ended June 30, 2022

Cluster Title/Federal Grantor/Program	Type	Pass-Through Grantor	Award Identifier	Assistance Listing		Assistance Listing Program Title	Federal Expenditures	Passed-Through to Subrecipients
				Number				
National Aeronautics and Space Administration	Direct		80NSSC19K1331	43.001	Science		45,880	-
National Aeronautics and Space Administration	Direct		80NSSC19K1433	43.001	Science		5,597	-
National Aeronautics and Space Administration	Direct		80NSSC19K1472	43.001	Science		91,958	-
National Aeronautics and Space Administration	Direct		80NSSC19K1526	43.001	Science		45,693	-
National Aeronautics and Space Administration	Direct		80NSSC19K1530	43.001	Science		54,269	-
National Aeronautics and Space Administration	Direct		80NSSC19K1534	43.001	Science		55,622	-
National Aeronautics and Space Administration	Direct		80NSSC19K1654	43.001	Science		35,971	-
National Aeronautics and Space Administration	Direct		80NSSC19M0232	43.001	Science		(1,899)	-
National Aeronautics and Space Administration	Direct		80NSSC20K0032	43.001	Science		(15,636)	-
National Aeronautics and Space Administration	Direct		80NSSC20K0062	43.001	Science		28,994	-
National Aeronautics and Space Administration	Direct		80NSSC20K0185	43.001	Science		146,985	-
National Aeronautics and Space Administration	Direct		80NSSC20K0190	43.001	Science		57,354	12,115
National Aeronautics and Space Administration	Direct		80NSSC20K0353	43.001	Science		211,205	-
National Aeronautics and Space Administration	Direct		80NSSC20K0409	43.001	Science		150,908	44,307
National Aeronautics and Space Administration	Direct		80NSSC20K0509	43.001	Science		186,781	-
National Aeronautics and Space Administration	Direct		80NSSC20K0510	43.001	Science		119,291	-
National Aeronautics and Space Administration	Direct		80NSSC20K0568	43.001	Science		85,201	-
National Aeronautics and Space Administration	Direct		80NSSC20K0600	43.001	Science		412,956	86,408
National Aeronautics and Space Administration	Direct		80NSSC20K0651	43.001	Science		77,353	8,198
National Aeronautics and Space Administration	Direct		80NSSC20K0854	43.001	Science		87,203	-
National Aeronautics and Space Administration	Direct		80NSSC20K0877	43.001	Science		13,387	-
National Aeronautics and Space Administration	Direct		80NSSC20K0883	43.001	Science		116,359	-
National Aeronautics and Space Administration	Direct		80NSSC20K0929	43.001	Science		124,879	-
National Aeronautics and Space Administration	Direct		80NSSC20K0980	43.001	Science		52,572	29,933
National Aeronautics and Space Administration	Direct		80NSSC20K1014	43.001	Science		11,935	-
National Aeronautics and Space Administration	Direct		80NSSC20K1063	43.001	Science		77,795	-
National Aeronautics and Space Administration	Direct		80NSSC20K1135	43.001	Science		181,139	1,060
National Aeronautics and Space Administration	Direct		80NSSC20K1148	43.001	Science		31,078	-
National Aeronautics and Space Administration	Direct		80NSSC20K1257	43.001	Science		113,852	-
National Aeronautics and Space Administration	Direct		80NSSC20K1286	43.001	Science		59,270	-
National Aeronautics and Space Administration	Direct		80NSSC20K1313	43.001	Science		135,212	-
National Aeronautics and Space Administration	Direct		80NSSC20K1487	43.001	Science		76,307	-
National Aeronautics and Space Administration	Direct		80NSSC20K1504	43.001	Science		46,402	-
National Aeronautics and Space Administration	Direct		80NSSC20K1541	43.001	Science		7,694	-
National Aeronautics and Space Administration	Direct		80NSSC20K1581	43.001	Science		164,151	16,521
National Aeronautics and Space Administration	Direct		80NSSC20K1583	43.001	Science		768	-
National Aeronautics and Space Administration	Direct		80NSSC20K1615	43.001	Science		44,603	-
National Aeronautics and Space Administration	Direct		80NSSC20K1742	43.001	Science		77,762	-
National Aeronautics and Space Administration	Direct		80NSSC20K1778	43.001	Science		140,066	-
National Aeronautics and Space Administration	Direct		80NSSC20K1779	43.001	Science		240,871	90,716
National Aeronautics and Space Administration	Direct		80NSSC20K1847	43.001	Science		51,692	-
National Aeronautics and Space Administration	Direct		80NSSC20K1849	43.001	Science		6,407	-
National Aeronautics and Space Administration	Direct		80NSSC21K0023	43.001	Science		67,062	-
National Aeronautics and Space Administration	Direct		80NSSC21K0041	43.001	Science		46,213	-
National Aeronautics and Space Administration	Direct		80NSSC21K0047	43.001	Science		125,299	-
National Aeronautics and Space Administration	Direct		80NSSC21K0052	43.001	Science		12,838	-
National Aeronautics and Space Administration	Direct		80NSSC21K0097	43.001	Science		15,294	-
National Aeronautics and Space Administration	Direct		80NSSC21K0111	43.001	Science		33,563	-
National Aeronautics and Space Administration	Direct		80NSSC21K0417	43.001	Science		122,039	-
National Aeronautics and Space Administration	Direct		80NSSC21K0517	43.001	Science		33,289	-
National Aeronautics and Space Administration	Direct		80NSSC21K0579	43.001	Science		45,170	-
National Aeronautics and Space Administration	Direct		80NSSC21K0627	43.001	Science		68,392	-
National Aeronautics and Space Administration	Direct		80NSSC21K0786	43.001	Science		5,143	-
National Aeronautics and Space Administration	Direct		80NSSC21K0839	43.001	Science		43,688	-
National Aeronautics and Space Administration	Direct		80NSSC21K0847	43.001	Science		9,328	-
National Aeronautics and Space Administration	Direct		80NSSC21K0906	43.001	Science		120,587	-
National Aeronautics and Space Administration	Direct		80NSSC21K0963	43.001	Science		66,891	-
National Aeronautics and Space Administration	Direct		80NSSC21K0975	43.001	Science		1,114	-
National Aeronautics and Space Administration	Direct		80NSSC21K1005	43.001	Science		8,045	-
National Aeronautics and Space Administration	Direct		80NSSC21K1062	43.001	Science		37,150	-
National Aeronautics and Space Administration	Direct		80NSSC21K1066	43.001	Science		5,478	-
National Aeronautics and Space Administration	Direct		80NSSC21K1070	43.001	Science		55,288	-
National Aeronautics and Space Administration	Direct		80NSSC21K1086	43.001	Science		46,746	-
National Aeronautics and Space Administration	Direct		80NSSC21K1124	43.001	Science		81,012	-
National Aeronautics and Space Administration	Direct		80NSSC21K1127	43.001	Science		70,811	-
National Aeronautics and Space Administration	Direct		80NSSC21K1306	43.001	Science		73,430	-
National Aeronautics and Space Administration	Direct		80NSSC21K1339	43.001	Science		369,711	143,543
National Aeronautics and Space Administration	Direct		80NSSC21K1359	43.001	Science		42,670	-
National Aeronautics and Space Administration	Direct		80NSSC21K1405	43.001	Science		15,974	1,476
National Aeronautics and Space Administration	Direct		80NSSC21K1469	43.001	Science		123,219	-
National Aeronautics and Space Administration	Direct		80NSSC21K1530	43.001	Science		37,000	-
National Aeronautics and Space Administration	Direct		80NSSC21K1587	43.001	Science		36,336	-
National Aeronautics and Space Administration	Direct		80NSSC21K1662	43.001	Science		1,062	-
National Aeronautics and Space Administration	Direct		80NSSC21K1675	43.001	Science		34,472	-
National Aeronautics and Space Administration	Direct		80NSSC21K1753	43.001	Science		182,315	-
National Aeronautics and Space Administration	Direct		80NSSC21K1754	43.001	Science		118,212	-
National Aeronautics and Space Administration	Direct		80NSSC21K1755	43.001	Science		38,059	-
National Aeronautics and Space Administration	Direct		80NSSC21K1890	43.001	Science		47,165	-

University of Michigan
Schedule of Expenditures of Federal Awards
For the Year Ended June 30, 2022

Cluster Title/Federal Grantor/Program	Type	Pass-Through Grantor	Award Identifier	Assistance Listing		Federal Expenditures	Passed-Through to Subrecipients
				Number	Assistance Listing Program Title		
National Aeronautics and Space Administration	Direct		80NSSC21K1940	43.001	Science	135,461	89,881
National Aeronautics and Space Administration	Direct		80NSSC21M0364	43.001	Science	42,316	-
National Aeronautics and Space Administration	Direct		80NSSC22K0269	43.001	Science	13,299	-
National Aeronautics and Space Administration	Direct		80NSSC22K0378	43.001	Science	13,746	-
National Aeronautics and Space Administration	Direct		80NSSC22K0481	43.001	Science	41,436	-
National Aeronautics and Space Administration	Direct		80NSSC22K0892	43.001	Science	8,253	-
National Aeronautics and Space Administration	Direct		NNX14AF90G	43.001	Science	(9,867)	-
National Aeronautics and Space Administration	Direct		NNX15A139G	43.001	Science	(1,509)	-
National Aeronautics and Space Administration	Direct		NNX16AC01G	43.001	Science	104,962	-
National Aeronautics and Space Administration	Direct		NNX16AC66A	43.001	Science	54,623	-
National Aeronautics and Space Administration	Direct		NNX16AD43G	43.001	Science	1,763	-
National Aeronautics and Space Administration	Direct		NNX16AE38G	43.001	Science	(3,070)	(3,070)
National Aeronautics and Space Administration	Direct		NNX16AJ54G	43.001	Science	155	569
National Aeronautics and Space Administration	Direct		NNX16AJ67G	43.001	Science	794	-
National Aeronautics and Space Administration	Direct		NNX16AL12G	43.001	Science	16,157	-
National Aeronautics and Space Administration	Direct		NNX16AM99G	43.001	Science	(50)	-
National Aeronautics and Space Administration	Direct		NNX16AQ04G	43.001	Science	(1,139)	-
National Aeronautics and Space Administration	Direct		NNX17AB87G	43.001	Science	1,716	-
National Aeronautics and Space Administration	Direct		NNX17AD37G	43.001	Science	52,137	-
National Aeronautics and Space Administration	Direct		NNX17AE57G	43.001	Science	33,610	-
National Aeronautics and Space Administration	Direct		NNX17AH55G	43.001	Science	43,888	44,275
National Aeronautics and Space Administration	Direct		NNX17A148G	43.001	Science	164,076	-
National Aeronautics and Space Administration	Direct		NNX17AK19G	43.001	Science	20,591	20,791
National Aeronautics and Space Administration	Direct		NNX17AL23G	43.001	Science	9	-
National Aeronautics and Space Administration	Pass-Through	Auburn University	19-PHY-209382-UM	43.001	Science	24,666	-
National Aeronautics and Space Administration	Pass-Through	Boston University	4500003543	43.001	Science	39,132	-
National Aeronautics and Space Administration	Pass-Through	California Institute of Technology	S380136	43.001	Science	354	-
National Aeronautics and Space Administration	Pass-Through	Catholic University of America	362659 Sub 1	43.001	Science	18,931	-
National Aeronautics and Space Administration	Pass-Through	Catholic University of America	363757 Sub 1	43.001	Science	158,759	-
National Aeronautics and Space Administration	Pass-Through	Colorado State University	G-96609-02	43.001	Science	1,240	-
National Aeronautics and Space Administration	Pass-Through	Jet Propulsion Laboratory	1662233	43.001	Science	4	-
National Aeronautics and Space Administration	Pass-Through	Johns Hopkins University	173402	43.001	Science	6,211	-
National Aeronautics and Space Administration	Pass-Through	Michigan Technological University	160908222	43.001	Science	(252)	-
National Aeronautics and Space Administration	Pass-Through	North Carolina State University	2019-3043-01	43.001	Science	209,838	-
National Aeronautics and Space Administration	Pass-Through	Northern Arizona University	1004366-01	43.001	Science	165,988	-
National Aeronautics and Space Administration	Pass-Through	Ohio State University, The	60066837 (RF01588100)	43.001	Science	6,933	-
National Aeronautics and Space Administration	Pass-Through	Ohio State University, The	60078489	43.001	Science	23,913	-
National Aeronautics and Space Administration	Pass-Through	Planetary Science Institute	1705-MICH	43.001	Science	61,994	-
National Aeronautics and Space Administration	Pass-Through	Planetary Science Institute	1724-MICH	43.001	Science	(14)	-
National Aeronautics and Space Administration	Pass-Through	Predictive Science Inc.	Research Agreement	43.001	Science	47,426	-
National Aeronautics and Space Administration	Pass-Through	Predictive Science Inc.	Research Agreement	43.001	Science	44,869	-
National Aeronautics and Space Administration	Pass-Through	Princeton University	SUB0000306	43.001	Science	6,987	-
National Aeronautics and Space Administration	Pass-Through	Seti Institute	SC 3657	43.001	Science	16,311	-
National Aeronautics and Space Administration	Pass-Through	Seti Institute	SC 3757	43.001	Science	49,952	-
National Aeronautics and Space Administration	Pass-Through	Seti Institute	SC 3796	43.001	Science	13,007	-
National Aeronautics and Space Administration	Pass-Through	Smithsonian Institution	ARO-21009X	43.001	Science	27,770	-
National Aeronautics and Space Administration	Pass-Through	Smithsonian Institution	AR1-22007X	43.001	Science	(375)	-
National Aeronautics and Space Administration	Pass-Through	Smithsonian Institution	AR1-22009A	43.001	Science	10,298	-
National Aeronautics and Space Administration	Pass-Through	Smithsonian Institution	AR8-19017X	43.001	Science	(388)	-
National Aeronautics and Space Administration	Pass-Through	Smithsonian Institution	DD0-21122X	43.001	Science	7,143	-
National Aeronautics and Space Administration	Pass-Through	Smithsonian Institution	DD9-20106X	43.001	Science	(992)	-
National Aeronautics and Space Administration	Pass-Through	Smithsonian Institution	DD9-20110X	43.001	Science	20,843	-
National Aeronautics and Space Administration	Pass-Through	Smithsonian Institution	GO0-21013X	43.001	Science	35,697	-
National Aeronautics and Space Administration	Pass-Through	Smithsonian Institution	GO0-21045X	43.001	Science	19,589	-
National Aeronautics and Space Administration	Pass-Through	Smithsonian Institution	GO0-21046B	43.001	Science	9,647	-
National Aeronautics and Space Administration	Pass-Through	Smithsonian Institution	GO0-21086X	43.001	Science	30,487	-
National Aeronautics and Space Administration	Pass-Through	Smithsonian Institution	GO0-21091X	43.001	Science	9,668	-
National Aeronautics and Space Administration	Pass-Through	Smithsonian Institution	GO0-21097X	43.001	Science	30,385	-
National Aeronautics and Space Administration	Pass-Through	Smithsonian Institution	GO0-21109X	43.001	Science	15,937	-
National Aeronautics and Space Administration	Pass-Through	Smithsonian Institution	GO1-22021X	43.001	Science	9,087	-
National Aeronautics and Space Administration	Pass-Through	Smithsonian Institution	GO1-22029X	43.001	Science	8,433	-
National Aeronautics and Space Administration	Pass-Through	Smithsonian Institution	GO1-22039X	43.001	Science	7,143	-
National Aeronautics and Space Administration	Pass-Through	Smithsonian Institution	GO1-22096A	43.001	Science	8,676	-
National Aeronautics and Space Administration	Pass-Through	Smithsonian Institution	GO1-22109X	43.001	Science	4,482	-
National Aeronautics and Space Administration	Pass-Through	Smithsonian Institution	GO1-22114X	43.001	Science	4,482	-
National Aeronautics and Space Administration	Pass-Through	Smithsonian Institution	GO1-22133X	43.001	Science	29,268	-
National Aeronautics and Space Administration	Pass-Through	Smithsonian Institution	GO2-23109X	43.001	Science	21,941	-
National Aeronautics and Space Administration	Pass-Through	Smithsonian Institution	GO7-18042X	43.001	Science	990	-
National Aeronautics and Space Administration	Pass-Through	Smithsonian Institution	GO7-18072X	43.001	Science	(623)	-
National Aeronautics and Space Administration	Pass-Through	Smithsonian Institution	GO8-19021X	43.001	Science	3,618	-
National Aeronautics and Space Administration	Pass-Through	Smithsonian Institution	GO8-19027A	43.001	Science	(173)	-
National Aeronautics and Space Administration	Pass-Through	Smithsonian Institution	GO9-20027A	43.001	Science	14,009	-
National Aeronautics and Space Administration	Pass-Through	Smithsonian Institution	GO9-20032X	43.001	Science	3,706	-
National Aeronautics and Space Administration	Pass-Through	Smithsonian Institution	GO9-20074X	43.001	Science	12,123	-
National Aeronautics and Space Administration	Pass-Through	Smithsonian Institution	GO9-20096X	43.001	Science	(429)	-
National Aeronautics and Space Administration	Pass-Through	Smithsonian Institution	GO9-20100X	43.001	Science	47,930	-
National Aeronautics and Space Administration	Pass-Through	Southwest Research Institute	M99032CEP	43.001	Science	157,860	-
National Aeronautics and Space Administration	Pass-Through	Southwest Research Institute	N99065ZO	43.001	Science	83,243	-

**University of Michigan
Schedule of Expenditures of Federal Awards
For the Year Ended June 30, 2022**

Cluster Title/Federal Grantor/Program	Type	Pass-Through Grantor	Award Identifier	Assistance Listing		Federal Expenditures	Passed-Through to Subrecipients
				Number	Assistance Listing Program Title		
National Aeronautics and Space Administration	Pass-Through	SRI International	119-000260	43.001	Science	(1,127)	-
National Aeronautics and Space Administration	Pass-Through	The Johns Hopkins University Applied Physics Laboratory LLC	173472	43.001	Science	20,868	-
National Aeronautics and Space Administration	Pass-Through	The University of Texas at Austin	UTA18-000984	43.001	Science	3,849	-
National Aeronautics and Space Administration	Pass-Through	Universities Space Research Association (USRA)	02310-01	43.001	Science	37,822	-
National Aeronautics and Space Administration	Pass-Through	University of Alaska Fairbanks	UAF 19-0126	43.001	Science	9,335	-
National Aeronautics and Space Administration	Pass-Through	University of Arizona	564984	43.001	Science	68,887	-
National Aeronautics and Space Administration	Pass-Through	University of California - Berkeley	00009760	43.001	Science	17,907	-
National Aeronautics and Space Administration	Pass-Through	University of California - Berkeley	00009823 / 80NSSC18K0645	43.001	Science	90,851	-
National Aeronautics and Space Administration	Pass-Through	University of California - Davis	201403446-01	43.001	Science	(1,048)	-
National Aeronautics and Space Administration	Pass-Through	University of California - Los Angeles	0135 G ZA164	43.001	Science	30,224	-
National Aeronautics and Space Administration	Pass-Through	University of California - Los Angeles	2090 G XA259	43.001	Science	45,404	-
National Aeronautics and Space Administration	Pass-Through	University of Chicago	AWD100699 (SUB00000228)	43.001	Science	21,614	-
National Aeronautics and Space Administration	Pass-Through	University of Chicago	AWD101560-SUB00000389	43.001	Science	93,587	-
National Aeronautics and Space Administration	Pass-Through	University of Chicago	SUB00000232	43.001	Science	25,910	-
National Aeronautics and Space Administration	Pass-Through	University of Colorado	1554008	43.001	Science	(19)	-
National Aeronautics and Space Administration	Pass-Through	University of Colorado Boulder	1559147	43.001	Science	64,986	-
National Aeronautics and Space Administration	Pass-Through	University of Florida, The	SUB00002719	43.001	Science	26,230	-
National Aeronautics and Space Administration	Pass-Through	University of Maryland, College Park	65304-Z6144201	43.001	Science	(1,874)	-
National Aeronautics and Space Administration	Pass-Through	University of Maryland, College Park	83811-Z6214202	43.001	Science	299,389	-
National Aeronautics and Space Administration	Pass-Through	University of Massachusetts Lowell	S5200000044032	43.001	Science	21,197	-
National Aeronautics and Space Administration	Pass-Through	University of Minnesota	A009175301	43.001	Science	9,323	-
National Aeronautics and Space Administration	Pass-Through	University of Wisconsin	849K951	43.001	Science	160,589	-
National Aeronautics and Space Administration	Pass-Through	West Virginia University	14-109-UM	43.001	Science	(4,768)	-
						\$ 12,633,459	\$ 746,190
National Aeronautics and Space Administration	Direct		80NSSC18K1735	43.002	Aeronautics	55,340	\$ -
National Aeronautics and Space Administration	Direct		80NSSC18M0149	43.002	Aeronautics	106,934	-
National Aeronautics and Space Administration	Direct		80NSSC20K1465	43.002	Aeronautics	72,325	-
National Aeronautics and Space Administration	Direct		NNX16AP90A	43.002	Aeronautics	139,796	110,844
National Aeronautics and Space Administration	Pass-Through	Georgia Institute of Technology	RK588-G1/AWD-102526-G1	43.002	Aeronautics	405,435	-
National Aeronautics and Space Administration	Pass-Through	University of Washington	UWSC11501	43.002	Aeronautics	285,295	-
						\$ 1,065,125	\$ 110,844
National Aeronautics and Space Administration	Direct		80NSSC20K1725	43.003	Exploration	69,163	\$ -
National Aeronautics and Space Administration	Pass-Through	Baylor College of Medicine	P0502	43.003	Exploration	75,709	-
National Aeronautics and Space Administration	Pass-Through	University of Colorado Boulder	1555631	43.003	Exploration	(2,232)	-
						\$ 142,640	\$ -
National Aeronautics and Space Administration	Direct		80NSSC20M0124	43.008	Office of Stem Engagement (OSTEM)	842,431	\$ 433,829
National Aeronautics and Space Administration	Direct		NNX15AJ20H	43.008	Office of Stem Engagement (OSTEM)	7,378	6,727
National Aeronautics and Space Administration	Pass-Through	Texas State University, San Marcos	22009-83824-3	43.008	Office of Stem Engagement (OSTEM)	11,264	-
						\$ 861,073	\$ 440,556
National Aeronautics and Space Administration	Direct		NNX17AD24G	43.009	Safety, Security and Mission Services	17,263	\$ 17,659
National Aeronautics and Space Administration	Direct		80NSSC17K0152	43.012	Space Technology	3,315	\$ -
National Aeronautics and Space Administration	Direct		80NSSC17K0156	43.012	Space Technology	(1,646)	-
National Aeronautics and Space Administration	Direct		80NSSC17K0157	43.012	Space Technology	3,648	-
National Aeronautics and Space Administration	Direct		80NSSC18K1151	43.012	Space Technology	53,592	-
National Aeronautics and Space Administration	Direct		80NSSC18K1161	43.012	Space Technology	59,977	-
National Aeronautics and Space Administration	Direct		80NSSC18K1190	43.012	Space Technology	71,193	-
National Aeronautics and Space Administration	Direct		80NSSC19K0219	43.012	Space Technology	135,906	11,645
National Aeronautics and Space Administration	Direct		80NSSC20K0295	43.012	Space Technology	172,431	-
National Aeronautics and Space Administration	Direct		80NSSC20K1164	43.012	Space Technology	67,114	-
National Aeronautics and Space Administration	Direct		80NSSC20K1168	43.012	Space Technology	63,635	-
National Aeronautics and Space Administration	Direct		80NSSC20K1200	43.012	Space Technology	54,932	-
National Aeronautics and Space Administration	Direct		80NSSC20K1229	43.012	Space Technology	95,108	-
National Aeronautics and Space Administration	Direct		80NSSC20K1454	43.012	Space Technology	41,700	-
National Aeronautics and Space Administration	Direct		80NSSC20K1868	43.012	Space Technology	49,883	-
National Aeronautics and Space Administration	Direct		80NSSC21K1246	43.012	Space Technology	51,627	-
National Aeronautics and Space Administration	Direct		80NSSC21K1247	43.012	Space Technology	57,830	-
National Aeronautics and Space Administration	Direct		NNX16AM62H	43.012	Space Technology	(157)	-
National Aeronautics and Space Administration	Pass-Through	Georgia Institute of Technology	AWD-002637-G4	43.012	Space Technology	206,383	-
						\$ 1,186,471	\$ 11,645
National Aeronautics and Space Administration	Direct		80GSFC18C0009	43.RD		680,472	\$ -
National Aeronautics and Space Administration	Direct		80GSFC20C0052	43.RD		1,462,826	75,189
National Aeronautics and Space Administration	Direct		80GSFC20C0075	43.RD		511,175	-
National Aeronautics and Space Administration	Direct		80GSFC21C0037	43.RD		954,770	-
National Aeronautics and Space Administration	Direct		80GSFC21CA020	43.RD		310,762	-
National Aeronautics and Space Administration	Direct		80LARC21DA003	43.RD		6,628,851	3,296,760
National Aeronautics and Space Administration	Direct		Janet Kozyra IPA-NNH17IA42P	43.RD		224,421	-
National Aeronautics and Space Administration	Direct		NNG12CR34C	43.RD		159,264	-
National Aeronautics and Space Administration	Direct		NNL13AQ00C	43.RD		199,231	183,136
National Aeronautics and Space Administration	Pass-Through	Amphionic, LLC	80NSSC20C0450	43.RD		15,789	-
National Aeronautics and Space Administration	Pass-Through	Amphionic, LLC	80NSSC21C0513	43.RD		24,769	-
National Aeronautics and Space Administration	Pass-Through	Amphionic, LLC	Research Agreement	43.RD		29,490	-
National Aeronautics and Space Administration	Pass-Through	California Institute of Technology	S386188	43.RD		46,166	-
National Aeronautics and Space Administration	Pass-Through	Catholic University of America	361361 Sub 5	43.RD		490	-
National Aeronautics and Space Administration	Pass-Through	Catholic University of America	361628 Sub2	43.RD		(381)	-
National Aeronautics and Space Administration	Pass-Through	Dartmouth College	R1509	43.RD		3,349	-
National Aeronautics and Space Administration	Pass-Through	Jet Propulsion Laboratory	1449038	43.RD		235,790	90,497
National Aeronautics and Space Administration	Pass-Through	Jet Propulsion Laboratory	1574620	43.RD		19,236	-
National Aeronautics and Space Administration	Pass-Through	Jet Propulsion Laboratory	1593522	43.RD		67,304	-

University of Michigan
Schedule of Expenditures of Federal Awards
For the Year Ended June 30, 2022

Cluster Title/Federal Grantor/Program	Type	Pass-Through Grantor	Award Identifier	Assistance Listing		Federal Expenditures	Passed-Through to Subrecipients
				Number	Assistance Listing Program Title		
National Aeronautics and Space Administration	Pass-Through	Jet Propulsion Laboratory	1610475	43.RD		11,649	-
National Aeronautics and Space Administration	Pass-Through	Jet Propulsion Laboratory	1631492	43.RD		608,228	294,928
National Aeronautics and Space Administration	Pass-Through	Jet Propulsion Laboratory	1633177	43.RD		(74,471)	-
National Aeronautics and Space Administration	Pass-Through	Jet Propulsion Laboratory	1642061	43.RD		39,414	-
National Aeronautics and Space Administration	Pass-Through	Jet Propulsion Laboratory	1655073	43.RD		7,719	-
National Aeronautics and Space Administration	Pass-Through	Jet Propulsion Laboratory	1656153	43.RD		329,213	-
National Aeronautics and Space Administration	Pass-Through	Jet Propulsion Laboratory	1664066	43.RD		14,987	-
National Aeronautics and Space Administration	Pass-Through	Jet Propulsion Laboratory	1664210	43.RD		12,518	-
National Aeronautics and Space Administration	Pass-Through	Jet Propulsion Laboratory	1666735	43.RD		25,196	-
National Aeronautics and Space Administration	Pass-Through	Jet Propulsion Laboratory	1668487	43.RD		25,000	-
National Aeronautics and Space Administration	Pass-Through	Jet Propulsion Laboratory	1669581	43.RD		13,084	-
National Aeronautics and Space Administration	Pass-Through	Jet Propulsion Laboratory	1675310	43.RD		35,416	-
National Aeronautics and Space Administration	Pass-Through	Jet Propulsion Laboratory	1678031	43.RD		10,956	-
National Aeronautics and Space Administration	Pass-Through	Jet Propulsion Laboratory	1679204	43.RD		626	-
National Aeronautics and Space Administration	Pass-Through	Johns Hopkins University	117613	43.RD		13,100	-
National Aeronautics and Space Administration	Pass-Through	Johns Hopkins University	141617	43.RD		41,895	-
National Aeronautics and Space Administration	Pass-Through	Johns Hopkins University	143448	43.RD		1,080	-
National Aeronautics and Space Administration	Pass-Through	Johns Hopkins University	143448	43.RD		6,628	-
National Aeronautics and Space Administration	Pass-Through	Michigan Engineering Services	1025	43.RD		(1,913)	-
National Aeronautics and Space Administration	Pass-Through	National Institute of Aerospace	T18-601046-UMICH	43.RD		7,589	-
National Aeronautics and Space Administration	Pass-Through	Smithsonian Institution	SV4-84016	43.RD		280,257	-
National Aeronautics and Space Administration	Pass-Through	Southwest Research Institute	699056KC	43.RD		205,100	-
National Aeronautics and Space Administration	Pass-Through	Southwest Research Institute	A99201MO	43.RD		583,287	-
National Aeronautics and Space Administration	Pass-Through	Southwest Research Institute	E99061MO	43.RD		120,951	-
National Aeronautics and Space Administration	Pass-Through	Southwest Research Institute	K99067CT	43.RD		34	-
National Aeronautics and Space Administration	Pass-Through	Space Telescope Institute (STScI)	HST-AR-15806.002-A	43.RD		33,096	-
National Aeronautics and Space Administration	Pass-Through	Space Telescope Institute (STScI)	HST-AR-16129.004-A	43.RD		15,844	-
National Aeronautics and Space Administration	Pass-Through	Space Telescope Institute (STScI)	HST-AR-16150.001-A	43.RD		38,997	-
National Aeronautics and Space Administration	Pass-Through	Space Telescope Institute (STScI)	HST-AR-16630.001-A	43.RD		22,631	-
National Aeronautics and Space Administration	Pass-Through	Space Telescope Institute (STScI)	HST-GO-14190.001-A	43.RD		(277)	-
National Aeronautics and Space Administration	Pass-Through	Space Telescope Institute (STScI)	HST-GO-15088.001-A	43.RD		(204)	-
National Aeronautics and Space Administration	Pass-Through	Space Telescope Institute (STScI)	HST-GO-15117.033-A	43.RD		(2,341)	-
National Aeronautics and Space Administration	Pass-Through	Space Telescope Institute (STScI)	HST-GO-15230.002-A	43.RD		(2,768)	-
National Aeronautics and Space Administration	Pass-Through	Space Telescope Institute (STScI)	HST-GO-15280.009-A	43.RD		65,972	-
National Aeronautics and Space Administration	Pass-Through	Space Telescope Institute (STScI)	HST-GO-15298.007-A	43.RD		22,596	-
National Aeronautics and Space Administration	Pass-Through	Space Telescope Institute (STScI)	HST-GO-15626.004-A	43.RD		5,612	-
National Aeronautics and Space Administration	Pass-Through	Space Telescope Institute (STScI)	HST-GO-15655.018-A	43.RD		3,830	-
National Aeronautics and Space Administration	Pass-Through	Space Telescope Institute (STScI)	HST-GO-15657.001-A	43.RD		49,522	-
National Aeronautics and Space Administration	Pass-Through	Space Telescope Institute (STScI)	HST-GO-15831.004-A	43.RD		1,980	-
National Aeronautics and Space Administration	Pass-Through	Space Telescope Institute (STScI)	HST-GO-15835.009-A	43.RD		5,038	-
National Aeronautics and Space Administration	Pass-Through	Space Telescope Institute (STScI)	HST-GO-15842.005-A	43.RD		21,806	-
National Aeronautics and Space Administration	Pass-Through	Space Telescope Institute (STScI)	HST-GO-15883.002-A	43.RD		9,029	-
National Aeronautics and Space Administration	Pass-Through	Space Telescope Institute (STScI)	HST-GO-15935.021-A	43.RD		15,987	-
National Aeronautics and Space Administration	Pass-Through	Space Telescope Institute (STScI)	HST-GO-15937.003-A	43.RD		2,153	-
National Aeronautics and Space Administration	Pass-Through	Space Telescope Institute (STScI)	HST-GO-15951.004-A	43.RD		11,664	-
National Aeronautics and Space Administration	Pass-Through	Space Telescope Institute (STScI)	HST-GO-15971.006-A	43.RD		6,690	-
National Aeronautics and Space Administration	Pass-Through	Space Telescope Institute (STScI)	HST-GO-15998.002-A	43.RD		17,349	-
National Aeronautics and Space Administration	Pass-Through	Space Telescope Institute (STScI)	HST-GO-16185.007-A	43.RD		7,953	-
National Aeronautics and Space Administration	Pass-Through	Space Telescope Institute (STScI)	HST-GO-16208.005-A	43.RD		6,701	-
National Aeronautics and Space Administration	Pass-Through	Space Telescope Institute (STScI)	HST-GO-16260.001-A	43.RD		8,815	-
National Aeronautics and Space Administration	Pass-Through	Space Telescope Institute (STScI)	HST-GO-16261.001-A	43.RD		38,720	-
National Aeronautics and Space Administration	Pass-Through	Space Telescope Institute (STScI)	HST-GO-16422.001-A	43.RD		8,433	-
National Aeronautics and Space Administration	Pass-Through	Space Telescope Institute (STScI)	HST-GO-16425.002-A	43.RD		3,324	-
National Aeronautics and Space Administration	Pass-Through	Space Telescope Institute (STScI)	HST-GO-16444.004-A	43.RD		5,940	-
National Aeronautics and Space Administration	Pass-Through	Space Telescope Institute (STScI)	HST-GO-16484.002-A	43.RD		1,005	-
National Aeronautics and Space Administration	Pass-Through	Space Telescope Institute (STScI)	HST-GO-16488.003-A	43.RD		9,223	-
National Aeronautics and Space Administration	Pass-Through	Space Telescope Institute (STScI)	HST-HF2-51460.001-A	43.RD		97,373	-
National Aeronautics and Space Administration	Pass-Through	Space Telescope Institute (STScI)	JWST-ERS-01364.002-A	43.RD		2,795	-
National Aeronautics and Space Administration	Pass-Through	The Johns Hopkins University Applied Physics Laboratory LLC	169627	43.RD		126,624	-
National Aeronautics and Space Administration	Pass-Through	University of Arizona	344641	43.RD		293,670	-
National Aeronautics and Space Administration	Pass-Through	University of Colorado	1546525/ PO 1000320451	43.RD		27,555	-
National Aeronautics and Space Administration	Pass-Through	University of Colorado	1546525/PO 1000106275	43.RD		203,542	-
National Aeronautics and Space Administration	Pass-Through	University of Colorado Boulder	1559148	43.RD		41,227	-
National Aeronautics and Space Administration	Pass-Through	University of Washington	BPO15842	43.RD		23,213	-
National Aeronautics and Space Administration	Pass-Through	University of Wisconsin	0000002136	43.RD		19,240	-
Total National Aeronautics and Space Administration						\$ 15,160,876	\$ 3,940,510
						\$ 31,066,907	\$ 5,267,404
National Foundation on the Arts and the Humanities	Direct		1864852-52-21	45.024	Promotion of the Arts Grants to Organizations and Individuals	\$ 10,957	\$ -
National Foundation on the Arts and the Humanities	Pass-Through	Michigan Arts and Culture Council	22PS3983	45.025	Promotion of the Arts Partnership Agreements	\$ 24,399	\$ -
National Foundation on the Arts and the Humanities	Pass-Through	Michigan Arts and Culture Council	22PS4125	45.025	Promotion of the Arts Partnership Agreements	\$ 4,900	\$ -
						\$ 29,299	\$ -
National Foundation on the Arts and the Humanities	Direct		ZH-252894	45.130	Promotion of the Humanities Challenge Grants	\$ 3,054	\$ -
National Foundation on the Arts and the Humanities	Direct		PW-264105-19	45.149	Promotion of the Humanities Division of Preservation and Access	\$ 84,401	\$ 14,017
National Foundation on the Arts and the Humanities	Direct		PW-277570-21	45.149	Promotion of the Humanities Division of Preservation and Access	90,141	-

**University of Michigan
Schedule of Expenditures of Federal Awards
For the Year Ended June 30, 2022**

Cluster Title/Federal Grantor/Program	Type	Pass-Through Grantor	Award Identifier	Assistance Listing		Federal Expenditures	Passed-Through to Subrecipients
				Number	Assistance Listing Program Title		
National Foundation on the Arts and the Humanities	Pass-Through	Michigan Humanities Council	HU064-21	45.149	Promotion of the Humanities Division of Preservation and Access	6,846	-
						\$ 181,388	\$ 14,017
National Foundation on the Arts and the Humanities	Direct		FEL-268081-20	45.160	Promotion of the Humanities Fellowships and Stipends	56,410	-
National Foundation on the Arts and the Humanities	Direct		FEL-268214-20	45.160	Promotion of the Humanities Fellowships and Stipends	40,273	-
National Foundation on the Arts and the Humanities	Direct		FEL-272641-21	45.160	Promotion of the Humanities Fellowships and Stipends	103,520	-
National Foundation on the Arts and the Humanities	Direct		FEL-273489-21	45.160	Promotion of the Humanities Fellowships and Stipends	152,503	-
						\$ 352,706	\$ -
National Foundation on the Arts and the Humanities	Direct		RQ-266249-19	45.161	Promotion of the Humanities Research	4,570	-
National Foundation on the Arts and the Humanities	Direct		RZ-260848-18	45.161	Promotion of the Humanities Research	4,469	-
National Foundation on the Arts and the Humanities	Direct		RZ-266172-19	45.161	Promotion of the Humanities Research	20,470	-
National Foundation on the Arts and the Humanities	Pass-Through	American Musicological Society	29 IDCPROGRAM AGREEMENT	45.161	Promotion of the Humanities Research	59,369	-
National Foundation on the Arts and the Humanities	Pass-Through	Archaeological Institute of America	AIA-NEH Grant for Archaeologic	45.161	Promotion of the Humanities Research	1,260	-
National Foundation on the Arts and the Humanities	Pass-Through	Archaeological Institute of America	Grant for Research	45.161	Promotion of the Humanities Research	466	-
						\$ 90,604	\$ -
National Foundation on the Arts and the Humanities	Direct		HND-284966-22	45.169	Promotion of the Humanities Office of Digital Humanities	9,632	-
National Foundation on the Arts and the Humanities	Direct		MA-30-18-0240-18	45.301	Museums for America	(14,022)	-
National Foundation on the Arts and the Humanities	Direct		LG-37-19-0134-19	45.312	National Leadership Grants	79,685	-
National Foundation on the Arts and the Humanities	Direct		LG-96-18-0040-18	45.312	National Leadership Grants	28,275	-
						\$ 107,960	\$ -
National Foundation on the Arts and the Humanities	Direct		RE-07-18-0118-18	45.313	Laura Bush 21st Century Librarian Program	187,290	-
National Foundation on the Arts and the Humanities	Direct		RE-17-19-0036-19	45.313	Laura Bush 21st Century Librarian Program	62,770	-
National Foundation on the Arts and the Humanities	Direct		RE-73-18-0059-18	45.313	Laura Bush 21st Century Librarian Program	20,150	-
National Foundation on the Arts and the Humanities	Direct		RE-95-17-0104-17	45.313	Laura Bush 21st Century Librarian Program	19,270	-
National Foundation on the Arts and the Humanities	Pass-Through	University of South Carolina	22-4583	45.313	Laura Bush 21st Century Librarian Program	26,374	-
						\$ 315,854	\$ -
National Foundation on the Arts and the Humanities	Pass-Through	American Council of Learned Societies	Award Documents	45.RD		63,007	-
National Foundation on the Arts and the Humanities	Pass-Through	American Musicological Society	RQ-260882-18	45.RD		96,102	-
National Foundation on the Arts and the Humanities	Pass-Through	Black Caucus of the American Library Association (BCALA)	Subcontract	45.RD		17,538	-
National Foundation on the Arts and the Humanities	Pass-Through	The Teagle Foundation	2005403	45.RD		19,758	-
National Foundation on the Arts and the Humanities	Pass-Through	Utah Division of Arts and Museums	MG-245336-OMS-20	45.RD		37	-
						\$ 196,442	\$ -
			Total National Foundation on the Arts and the Humanities			\$ 1,283,874	\$ 14,017
National Science Foundation	Direct		1240264	47.041	Engineering	2,974	-
National Science Foundation	Direct		1351469	47.041	Engineering	(126)	-
National Science Foundation	Direct		1428069	47.041	Engineering	37,030	-
National Science Foundation	Direct		1454188	47.041	Engineering	4,590	-
National Science Foundation	Direct		1534003	47.041	Engineering	58,627	-
National Science Foundation	Direct		1552545	47.041	Engineering	77,501	-
National Science Foundation	Direct		1553028	47.041	Engineering	18,390	-
National Science Foundation	Direct		1553831	47.041	Engineering	(5,692)	-
National Science Foundation	Direct		1553860	47.041	Engineering	56	-
National Science Foundation	Direct		1553873	47.041	Engineering	264,985	-
National Science Foundation	Direct		1554349	47.041	Engineering	24,905	-
National Science Foundation	Direct		1605202	47.041	Engineering	37,339	-
National Science Foundation	Direct		1610362	47.041	Engineering	(11,496)	-
National Science Foundation	Direct		1634680	47.041	Engineering	39,109	-
National Science Foundation	Direct		1634709	47.041	Engineering	400,369	-
National Science Foundation	Direct		1638197	47.041	Engineering	3,077	-
National Science Foundation	Direct		1639244	47.041	Engineering	115,322	22,703
National Science Foundation	Direct		1643280	47.041	Engineering	1,417,136	839,495
National Science Foundation	Direct		1653080	47.041	Engineering	113,594	-
National Science Foundation	Direct		1653611	47.041	Engineering	2,278	-
National Science Foundation	Direct		1661568	47.041	Engineering	(1,346)	-
National Science Foundation	Direct		1662553	47.041	Engineering	12,386	-
National Science Foundation	Direct		1701343	47.041	Engineering	59,946	-
National Science Foundation	Direct		1702418	47.041	Engineering	(3,628)	-
National Science Foundation	Direct		1702471	47.041	Engineering	39,379	-
National Science Foundation	Direct		1703543	47.041	Engineering	160	-
National Science Foundation	Direct		1705273	47.041	Engineering	686	-
National Science Foundation	Direct		1708706	47.041	Engineering	4,767	-
National Science Foundation	Direct		1710940	47.041	Engineering	20,362	-
National Science Foundation	Direct		1727371	47.041	Engineering	(128)	-
National Science Foundation	Direct		1727618	47.041	Engineering	62,170	-
National Science Foundation	Direct		1727918	47.041	Engineering	418,236	-
National Science Foundation	Direct		1733665	47.041	Engineering	21,294	-
National Science Foundation	Direct		1741618	47.041	Engineering	527,754	216,387
National Science Foundation	Direct		1745866	47.041	Engineering	13,647	-
National Science Foundation	Direct		1747739	47.041	Engineering	197,789	-
National Science Foundation	Direct		1750339	47.041	Engineering	134,996	-
National Science Foundation	Direct		1750744	47.041	Engineering	72,942	-
National Science Foundation	Direct		1751093	47.041	Engineering	201,155	-
National Science Foundation	Direct		1751426	47.041	Engineering	90,231	-
National Science Foundation	Direct		1751590	47.041	Engineering	110,354	-
National Science Foundation	Direct		1757522	47.041	Engineering	141,247	-
National Science Foundation	Direct		1760247	47.041	Engineering	60,700	-
National Science Foundation	Direct		1760291	47.041	Engineering	40,924	33

University of Michigan
Schedule of Expenditures of Federal Awards
For the Year Ended June 30, 2022

Cluster Title/Federal Grantor/Program	Type	Pass-Through Grantor	Award Identifier	Assistance Listing			Federal Expenditures	Passed-Through to Subrecipients
				Number	Assistance Listing Program Title			
National Science Foundation	Direct		1761300	47.041	Engineering	127,668	-	
National Science Foundation	Direct		1762247	47.041	Engineering	91,771	-	
National Science Foundation	Direct		1762369	47.041	Engineering	65,357	-	
National Science Foundation	Direct		1762657	47.041	Engineering	(4,259)	-	
National Science Foundation	Direct		1802390	47.041	Engineering	7,836	-	
National Science Foundation	Direct		1803730	47.041	Engineering	35,005	-	
National Science Foundation	Direct		1803945	47.041	Engineering	2,244	-	
National Science Foundation	Direct		1803983	47.041	Engineering	130,202	-	
National Science Foundation	Direct		1803991	47.041	Engineering	200,716	-	
National Science Foundation	Direct		1804053	47.041	Engineering	158,733	-	
National Science Foundation	Direct		1804287	47.041	Engineering	121,757	-	
National Science Foundation	Direct		1804313	47.041	Engineering	61,252	-	
National Science Foundation	Direct		1804321	47.041	Engineering	113,927	-	
National Science Foundation	Direct		1804458	47.041	Engineering	(11,648)	-	
National Science Foundation	Direct		1804945	47.041	Engineering	22,026	-	
National Science Foundation	Direct		1805085	47.041	Engineering	26,913	-	
National Science Foundation	Direct		1807940	47.041	Engineering	47,350	-	
National Science Foundation	Direct		1808051	47.041	Engineering	1,654	-	
National Science Foundation	Direct		1809365	47.041	Engineering	99,437	-	
National Science Foundation	Direct		1810144	47.041	Engineering	15,510	-	
National Science Foundation	Direct		1813963	47.041	Engineering	(2,012)	-	
National Science Foundation	Direct		1825133	47.041	Engineering	(954)	-	
National Science Foundation	Direct		1825918	47.041	Engineering	37,239	-	
National Science Foundation	Direct		1825931	47.041	Engineering	85,718	-	
National Science Foundation	Direct		1825945	47.041	Engineering	22,968	-	
National Science Foundation	Direct		1826621	47.041	Engineering	24,220	-	
National Science Foundation	Direct		1830338	47.041	Engineering	69,576	-	
National Science Foundation	Direct		1832591	47.041	Engineering	39,471	-	
National Science Foundation	Direct		1845093	47.041	Engineering	173,732	-	
National Science Foundation	Direct		1845980	47.041	Engineering	84,572	-	
National Science Foundation	Direct		1846054	47.041	Engineering	120,693	-	
National Science Foundation	Direct		1846969	47.041	Engineering	69,625	-	
National Science Foundation	Direct		1854726	47.041	Engineering	89,721	-	
National Science Foundation	Direct		1855354	47.041	Engineering	20,078	-	
National Science Foundation	Direct		1901582	47.041	Engineering	141,924	-	
National Science Foundation	Direct		1901718	47.041	Engineering	55,866	-	
National Science Foundation	Direct		1903506	47.041	Engineering	52,079	-	
National Science Foundation	Direct		1904394	47.041	Engineering	26,580	-	
National Science Foundation	Direct		1904575	47.041	Engineering	108,845	-	
National Science Foundation	Direct		1904742	47.041	Engineering	33,868	-	
National Science Foundation	Direct		1907517	47.041	Engineering	71,949	-	
National Science Foundation	Direct		1910283	47.041	Engineering	6,944	-	
National Science Foundation	Direct		1912482	47.041	Engineering	100,295	-	
National Science Foundation	Direct		1914583	47.041	Engineering	99,620	-	
National Science Foundation	Direct		1915550	47.041	Engineering	54,600	-	
National Science Foundation	Direct		1916654	47.041	Engineering	233,856	-	
National Science Foundation	Direct		1918754	47.041	Engineering	(5,718)	-	
National Science Foundation	Direct		1919201	47.041	Engineering	13,049	-	
National Science Foundation	Direct		1919444	47.041	Engineering	190,221	-	
National Science Foundation	Direct		1919560	47.041	Engineering	4,686	-	
National Science Foundation	Direct		1927803	47.041	Engineering	181,356	-	
National Science Foundation	Direct		1931738	47.041	Engineering	75,426	-	
National Science Foundation	Direct		1931905	47.041	Engineering	85,863	-	
National Science Foundation	Direct		1931950	47.041	Engineering	113,591	-	
National Science Foundation	Direct		1933061	47.041	Engineering	54,960	-	
National Science Foundation	Direct		1933436	47.041	Engineering	115,931	-	
National Science Foundation	Direct		1935216	47.041	Engineering	242,557	68,065	
National Science Foundation	Direct		1936949	47.041	Engineering	72,308	-	
National Science Foundation	Direct		1937732	47.041	Engineering	78	-	
National Science Foundation	Direct		1939428	47.041	Engineering	6,607	-	
National Science Foundation	Direct		1940766	47.041	Engineering	90,162	-	
National Science Foundation	Direct		1941194	47.041	Engineering	115,951	-	
National Science Foundation	Direct		1942806	47.041	Engineering	126,199	-	
National Science Foundation	Direct		1942901	47.041	Engineering	111,528	-	
National Science Foundation	Direct		1942907	47.041	Engineering	80,652	-	
National Science Foundation	Direct		1943723	47.041	Engineering	64,366	-	
National Science Foundation	Direct		1943726	47.041	Engineering	93,693	-	
National Science Foundation	Direct		1943805	47.041	Engineering	105,431	-	
National Science Foundation	Direct		1944448	47.041	Engineering	101,075	-	
National Science Foundation	Direct		1947070	47.041	Engineering	124,813	-	
National Science Foundation	Direct		1947114	47.041	Engineering	167,258	-	
National Science Foundation	Direct		1949346	47.041	Engineering	39,321	-	
National Science Foundation	Direct		1949869	47.041	Engineering	52,936	-	
National Science Foundation	Direct		1952038	47.041	Engineering	256,587	94,963	
National Science Foundation	Direct		1952279	47.041	Engineering	310,194	-	
National Science Foundation	Direct		1953190	47.041	Engineering	84,600	-	
National Science Foundation	Direct		1953908	47.041	Engineering	145,365	61,885	
National Science Foundation	Direct		2001036	47.041	Engineering	129,528	-	

University of Michigan
 Schedule of Expenditures of Federal Awards
 For the Year Ended June 30, 2022

Cluster Title/Federal Grantor/Program	Type	Pass-Through Grantor	Award Identifier	Assistance Listing			Federal Expenditures	Passed-Through to Subrecipients
				Number	Assistance Listing Program Title			
National Science Foundation	Direct		2002887	47.041	Engineering	45,824	-	
National Science Foundation	Direct		2003434	47.041	Engineering	116,500	-	
National Science Foundation	Direct		2015187	47.041	Engineering	104,583	-	
National Science Foundation	Direct		2015191	47.041	Engineering	55,878	-	
National Science Foundation	Direct		2016356	47.041	Engineering	152,243	-	
National Science Foundation	Direct		2016421	47.041	Engineering	187,781	-	
National Science Foundation	Direct		2018572	47.041	Engineering	266,218	-	
National Science Foundation	Direct		2018963	47.041	Engineering	90,968	-	
National Science Foundation	Direct		2020527	47.041	Engineering	60,172	-	
National Science Foundation	Direct		2020964	47.041	Engineering	5,765	-	
National Science Foundation	Direct		2021419	47.041	Engineering	3,970	-	
National Science Foundation	Direct		2023057	47.041	Engineering	13,359	-	
National Science Foundation	Direct		2024237	47.041	Engineering	172,316	-	
National Science Foundation	Direct		2026484	47.041	Engineering	92,015	-	
National Science Foundation	Direct		2026794	47.041	Engineering	14,634	-	
National Science Foundation	Direct		2029139	47.041	Engineering	380,859	-	
National Science Foundation	Direct		2029251	47.041	Engineering	427,382	-	
National Science Foundation	Direct		2029484	47.041	Engineering	29,413	-	
National Science Foundation	Direct		2030680	47.041	Engineering	19,135	-	
National Science Foundation	Direct		2030811	47.041	Engineering	3,929	-	
National Science Foundation	Direct		2031333	47.041	Engineering	60,711	-	
National Science Foundation	Direct		2032604	47.041	Engineering	79,280	-	
National Science Foundation	Direct		2032658	47.041	Engineering	28,844	-	
National Science Foundation	Direct		2033654	47.041	Engineering	322,904	-	
National Science Foundation	Direct		2033969	47.041	Engineering	174,458	-	
National Science Foundation	Direct		2034626	47.041	Engineering	88,224	-	
National Science Foundation	Direct		2034938	47.041	Engineering	88,270	-	
National Science Foundation	Direct		2034974	47.041	Engineering	40,426	-	
National Science Foundation	Direct		2035489	47.041	Engineering	40,650	-	
National Science Foundation	Direct		2038215	47.041	Engineering	55,246	41,246	
National Science Foundation	Direct		2038416	47.041	Engineering	65,004	-	
National Science Foundation	Direct		2038441	47.041	Engineering	(2,068)	-	
National Science Foundation	Direct		2040013	47.041	Engineering	98,348	-	
National Science Foundation	Direct		2041745	47.041	Engineering	4,691	-	
National Science Foundation	Direct		2042608	47.041	Engineering	34,958	-	
National Science Foundation	Direct		2043803	47.041	Engineering	81,912	-	
National Science Foundation	Direct		2044245	47.041	Engineering	261,528	-	
National Science Foundation	Direct		2045032	47.041	Engineering	84,349	-	
National Science Foundation	Direct		2045977	47.041	Engineering	103,243	-	
National Science Foundation	Direct		2046372	47.041	Engineering	10,329	-	
National Science Foundation	Direct		2048612	47.041	Engineering	507,614	131,558	
National Science Foundation	Direct		2050130	47.041	Engineering	43,182	-	
National Science Foundation	Direct		2053046	47.041	Engineering	106,621	-	
National Science Foundation	Direct		2054148	47.041	Engineering	149,876	-	
National Science Foundation	Direct		2054715	47.041	Engineering	42,444	-	
National Science Foundation	Direct		2054768	47.041	Engineering	68,755	-	
National Science Foundation	Direct		2101320	47.041	Engineering	620	-	
National Science Foundation	Direct		2102093	47.041	Engineering	4,992	-	
National Science Foundation	Direct		2106225	47.041	Engineering	107,239	-	
National Science Foundation	Direct		2110133	47.041	Engineering	25,504	-	
National Science Foundation	Direct		2112458	47.041	Engineering	60,995	-	
National Science Foundation	Direct		2116646	47.041	Engineering	130,780	-	
National Science Foundation	Direct		2118488	47.041	Engineering	21,893	-	
National Science Foundation	Direct		2120909	47.041	Engineering	25,422	-	
National Science Foundation	Direct		2121866	47.041	Engineering	44,754	-	
National Science Foundation	Direct		2122515	47.041	Engineering	22,156	-	
National Science Foundation	Direct		2124527	47.041	Engineering	25,383	-	
National Science Foundation	Direct		2124532	47.041	Engineering	102,483	-	
National Science Foundation	Direct		2125256	47.041	Engineering	63,895	-	
National Science Foundation	Direct		2126163	47.041	Engineering	47,271	-	
National Science Foundation	Direct		2128869	47.041	Engineering	36,328	-	
National Science Foundation	Direct		2129817	47.041	Engineering	205,262	-	
National Science Foundation	Direct		2131161	47.041	Engineering	50,852	-	
National Science Foundation	Direct		2131709	47.041	Engineering	206,244	2,696	
National Science Foundation	Direct		2131820	47.041	Engineering	28,457	-	
National Science Foundation	Direct		2132487	47.041	Engineering	374	-	
National Science Foundation	Direct		2134789	47.041	Engineering	30,000	-	
National Science Foundation	Direct		2138186	47.041	Engineering	724	-	
National Science Foundation	Direct		2138187	47.041	Engineering	11,820	-	
National Science Foundation	Direct		2138274	47.041	Engineering	18,129	-	
National Science Foundation	Direct		2139184	47.041	Engineering	43,734	-	
National Science Foundation	Direct		2139567	47.041	Engineering	30,157	-	
National Science Foundation	Direct		2140694	47.041	Engineering	11,646	-	
National Science Foundation	Direct		2140723	47.041	Engineering	8,259	-	
National Science Foundation	Direct		2142421	47.041	Engineering	651	-	
National Science Foundation	Direct		2144662	47.041	Engineering	4,740	-	
National Science Foundation	Direct		2146490	47.041	Engineering	4,325	-	
National Science Foundation	Direct		2209532	47.041	Engineering	23,017	-	

University of Michigan
Schedule of Expenditures of Federal Awards
For the Year Ended June 30, 2022

Cluster Title/Federal Grantor/Program	Type	Pass-Through Grantor	Award Identifier	Assistance Listing		Federal Expenditures	Passed-Through to Subrecipients
				Number	Assistance Listing Program Title		
National Science Foundation	Direct		2223002	47.041	Engineering	9,915	-
National Science Foundation	Direct		2223007	47.041	Engineering	6,741	-
National Science Foundation	Direct		2223014	47.041	Engineering	45,446	-
National Science Foundation	Pass-Through	Arizona State University	ASUB000000473	47.041	Engineering	(5,793)	-
National Science Foundation	Pass-Through	Boston University	4500002489/4500002490	47.041	Engineering	(2,552)	-
National Science Foundation	Pass-Through	Boston University	4500004132	47.041	Engineering	346,303	-
National Science Foundation	Pass-Through	Boston University	4500004133	47.041	Engineering	24,455	-
National Science Foundation	Pass-Through	Boston University	4500004134	47.041	Engineering	92,288	-
National Science Foundation	Pass-Through	Boston University	4500004187	47.041	Engineering	66,311	-
National Science Foundation	Pass-Through	Boston University	4500004274	47.041	Engineering	780	-
National Science Foundation	Pass-Through	George Washington University	20-S06	47.041	Engineering	11,235	-
National Science Foundation	Pass-Through	Georgia Technology Research Corporation	AWD-000078-G1	47.041	Engineering	130,634	-
National Science Foundation	Pass-Through	Iowa State University of Science and Technology (aka Iowa State University)	4207275B	47.041	Engineering	(15,056)	-
National Science Foundation	Pass-Through	Johns Hopkins University	2004637041	47.041	Engineering	22,060	-
National Science Foundation	Pass-Through	Johns Hopkins University	2004637057	47.041	Engineering	1,474	-
National Science Foundation	Pass-Through	Johns Hopkins University	2005020771	47.041	Engineering	87,731	-
National Science Foundation	Pass-Through	Johns Hopkins University	2005434520	47.041	Engineering	7,640	-
National Science Foundation	Pass-Through	New York University	F1529-01	47.041	Engineering	13,487	-
National Science Foundation	Pass-Through	Newhaptics Corp.	1913671	47.041	Engineering	17,723	-
National Science Foundation	Pass-Through	North Carolina State University	2012-1067-04	47.041	Engineering	110,824	-
National Science Foundation	Pass-Through	NX Fuels, Inc. (dba Carbon Fuels, Inc.)	Research Agreement	47.041	Engineering	35,926	-
National Science Foundation	Pass-Through	Ohio State University, The	60061807	47.041	Engineering	305,034	-
National Science Foundation	Pass-Through	Oklahoma State University	1-565747-MICH	47.041	Engineering	15,558	-
National Science Foundation	Pass-Through	Princeton University	SUB00000350	47.041	Engineering	12,060	-
National Science Foundation	Pass-Through	The University of Texas at Arlington (UTA)	2019GC0811	47.041	Engineering	10,795	-
National Science Foundation	Pass-Through	Ulendo Technologies Inc.	Roundtable Research Agreement	47.041	Engineering	40,798	-
National Science Foundation	Pass-Through	University of Arizona	623476	47.041	Engineering	68,755	-
National Science Foundation	Pass-Through	University of California - Santa Barbara	KK1850	47.041	Engineering	185,690	-
National Science Foundation	Pass-Through	University of Minnesota	A007037601	47.041	Engineering	69,190	-
National Science Foundation	Pass-Through	University of San Diego	A19-0014-S002	47.041	Engineering	1,972	-
National Science Foundation	Pass-Through	University of Southern California	91665631	47.041	Engineering	1,436	-
National Science Foundation	Pass-Through	Virginia Polytechnic Institute and State University	480039-19337	47.041	Engineering	123,653	-
National Science Foundation	Pass-Through	Virginia Polytechnic Institute and State University	480400-19337	47.041	Engineering	31,197	-
National Science Foundation	Pass-Through	Washington University in St. Louis	WU-19-152	47.041	Engineering	312,179	-
National Science Foundation	Pass-Through	Washington University in St. Louis	WU-21-319	47.041	Engineering	139,151	-
						\$ 19,916,978	\$ 1,479,031
National Science Foundation	Direct		1410282	47.049	Mathematical and Physical Sciences	(792)	-
National Science Foundation	Direct		1453893	47.049	Mathematical and Physical Sciences	15,038	-
National Science Foundation	Direct		1453894	47.049	Mathematical and Physical Sciences	30,449	-
National Science Foundation	Direct		1454010	47.049	Mathematical and Physical Sciences	5,884	-
National Science Foundation	Direct		1464693	47.049	Mathematical and Physical Sciences	1,220	-
National Science Foundation	Direct		1506273	47.049	Mathematical and Physical Sciences	(742)	-
National Science Foundation	Direct		1506540	47.049	Mathematical and Physical Sciences	61,071	-
National Science Foundation	Direct		1513379	47.049	Mathematical and Physical Sciences	(5,078)	-
National Science Foundation	Direct		1551994	47.049	Mathematical and Physical Sciences	105,807	-
National Science Foundation	Direct		1559988	47.049	Mathematical and Physical Sciences	9,533	-
National Science Foundation	Direct		1561008	47.049	Mathematical and Physical Sciences	3,004	-
National Science Foundation	Direct		1564362	47.049	Mathematical and Physical Sciences	(269)	-
National Science Foundation	Direct		1565837	47.049	Mathematical and Physical Sciences	(487)	-
National Science Foundation	Direct		1600138	47.049	Mathematical and Physical Sciences	45,634	-
National Science Foundation	Direct		1601844	47.049	Mathematical and Physical Sciences	(365)	-
National Science Foundation	Direct		1607949	47.049	Mathematical and Physical Sciences	(229)	-
National Science Foundation	Direct		1610742	47.049	Mathematical and Physical Sciences	33,899	-
National Science Foundation	Direct		1646108	47.049	Mathematical and Physical Sciences	507,623	-
National Science Foundation	Direct		1653433	47.049	Mathematical and Physical Sciences	66,601	-
National Science Foundation	Direct		1654149	47.049	Mathematical and Physical Sciences	62,952	-
National Science Foundation	Direct		1654223	47.049	Mathematical and Physical Sciences	39,149	-
National Science Foundation	Direct		1659203	47.049	Mathematical and Physical Sciences	3,682	-
National Science Foundation	Direct		1664531	47.049	Mathematical and Physical Sciences	(91)	-
National Science Foundation	Direct		1664722	47.049	Mathematical and Physical Sciences	14,623	-
National Science Foundation	Direct		1664961	47.049	Mathematical and Physical Sciences	(331)	-
National Science Foundation	Direct		1664964	47.049	Mathematical and Physical Sciences	41,920	-
National Science Foundation	Direct		1701576	47.049	Mathematical and Physical Sciences	60,324	-
National Science Foundation	Direct		1705418	47.049	Mathematical and Physical Sciences	(306)	-
National Science Foundation	Direct		1707260	47.049	Mathematical and Physical Sciences	105,162	-
National Science Foundation	Direct		1707377	47.049	Mathematical and Physical Sciences	8,679	-
National Science Foundation	Direct		1707620	47.049	Mathematical and Physical Sciences	34,129	-
National Science Foundation	Direct		1707640	47.049	Mathematical and Physical Sciences	3,528	-
National Science Foundation	Direct		1708043	47.049	Mathematical and Physical Sciences	268	-
National Science Foundation	Direct		1708062	47.049	Mathematical and Physical Sciences	875	-
National Science Foundation	Direct		1712717	47.049	Mathematical and Physical Sciences	(1,177)	-
National Science Foundation	Direct		1712933	47.049	Mathematical and Physical Sciences	156,099	-
National Science Foundation	Direct		1714094	47.049	Mathematical and Physical Sciences	(507)	-
National Science Foundation	Direct		1715140	47.049	Mathematical and Physical Sciences	(195)	-
National Science Foundation	Direct		1719727	47.049	Mathematical and Physical Sciences	4,500	-
National Science Foundation	Direct		1725482	47.049	Mathematical and Physical Sciences	(2,157)	-
National Science Foundation	Direct		1726457	47.049	Mathematical and Physical Sciences	69,746	-
National Science Foundation	Direct		1748529	47.049	Mathematical and Physical Sciences	418	-

University of Michigan
 Schedule of Expenditures of Federal Awards
 For the Year Ended June 30, 2022

Cluster Title/Federal Grantor/Program	Type	Pass-Through Grantor	Award Identifier	Assistance Listing		Federal Expenditures	Passed-Through to Subrecipients
				Number	Assistance Listing Program Title		
National Science Foundation	Direct		1749774	47.049	Mathematical and Physical Sciences	116,829	-
National Science Foundation	Direct		1751462	47.049	Mathematical and Physical Sciences	87,809	-
National Science Foundation	Direct		1751791	47.049	Mathematical and Physical Sciences	160,941	-
National Science Foundation	Direct		1757523	47.049	Mathematical and Physical Sciences	116,482	-
National Science Foundation	Direct		1757574	47.049	Mathematical and Physical Sciences	76,058	-
National Science Foundation	Direct		1761603	47.049	Mathematical and Physical Sciences	153,497	-
National Science Foundation	Direct		1764112	47.049	Mathematical and Physical Sciences	89,347	-
National Science Foundation	Direct		1800197	47.049	Mathematical and Physical Sciences	327,596	-
National Science Foundation	Direct		1800325	47.049	Mathematical and Physical Sciences	105,332	-
National Science Foundation	Direct		1801687	47.049	Mathematical and Physical Sciences	42,411	-
National Science Foundation	Direct		1801689	47.049	Mathematical and Physical Sciences	69,231	-
National Science Foundation	Direct		1801697	47.049	Mathematical and Physical Sciences	90,481	-
National Science Foundation	Direct		1804463	47.049	Mathematical and Physical Sciences	148,351	-
National Science Foundation	Direct		1806577	47.049	Mathematical and Physical Sciences	112,973	-
National Science Foundation	Direct		1806809	47.049	Mathematical and Physical Sciences	148,146	-
National Science Foundation	Direct		1807316	47.049	Mathematical and Physical Sciences	54,665	-
National Science Foundation	Direct		1807338	47.049	Mathematical and Physical Sciences	224,136	-
National Science Foundation	Direct		1807676	47.049	Mathematical and Physical Sciences	125,272	-
National Science Foundation	Direct		1807687	47.049	Mathematical and Physical Sciences	88,783	-
National Science Foundation	Direct		1807755	47.049	Mathematical and Physical Sciences	18,310	-
National Science Foundation	Direct		1807984	47.049	Mathematical and Physical Sciences	(6,106)	-
National Science Foundation	Direct		1808342	47.049	Mathematical and Physical Sciences	158,177	-
National Science Foundation	Direct		1808541	47.049	Mathematical and Physical Sciences	63,078	-
National Science Foundation	Direct		1810119	47.049	Mathematical and Physical Sciences	7,507	-
National Science Foundation	Direct		1810280	47.049	Mathematical and Physical Sciences	188,223	-
National Science Foundation	Direct		1811734	47.049	Mathematical and Physical Sciences	(42,579)	-
National Science Foundation	Direct		1811819	47.049	Mathematical and Physical Sciences	55,776	-
National Science Foundation	Direct		1811889	47.049	Mathematical and Physical Sciences	55,209	-
National Science Foundation	Direct		1812314	47.049	Mathematical and Physical Sciences	142,390	-
National Science Foundation	Direct		1812625	47.049	Mathematical and Physical Sciences	162,066	-
National Science Foundation	Direct		1812739	47.049	Mathematical and Physical Sciences	48,995	-
National Science Foundation	Direct		1812961	47.049	Mathematical and Physical Sciences	5,872	-
National Science Foundation	Direct		1813003	47.049	Mathematical and Physical Sciences	116,720	-
National Science Foundation	Direct		1815403	47.049	Mathematical and Physical Sciences	32,199	-
National Science Foundation	Direct		1819094	47.049	Mathematical and Physical Sciences	22,774	-
National Science Foundation	Direct		1821243	47.049	Mathematical and Physical Sciences	39,464	-
National Science Foundation	Direct		1830247	47.049	Mathematical and Physical Sciences	13,107	-
National Science Foundation	Direct		1830293	47.049	Mathematical and Physical Sciences	(584)	-
National Science Foundation	Direct		1830728	47.049	Mathematical and Physical Sciences	162,573	-
National Science Foundation	Direct		1836374	47.049	Mathematical and Physical Sciences	748	-
National Science Foundation	Direct		1836435	47.049	Mathematical and Physical Sciences	40,475	-
National Science Foundation	Direct		1836530	47.049	Mathematical and Physical Sciences	44,441	-
National Science Foundation	Direct		1840234	47.049	Mathematical and Physical Sciences	435,759	-
National Science Foundation	Direct		1844763	47.049	Mathematical and Physical Sciences	32,653	-
National Science Foundation	Direct		1847837	47.049	Mathematical and Physical Sciences	32,902	-
National Science Foundation	Direct		1847847	47.049	Mathematical and Physical Sciences	84,705	-
National Science Foundation	Direct		1847855	47.049	Mathematical and Physical Sciences	100,243	-
National Science Foundation	Direct		1852239	47.049	Mathematical and Physical Sciences	95,583	-
National Science Foundation	Direct		1853032	47.049	Mathematical and Physical Sciences	32,774	-
National Science Foundation	Direct		1853506	47.049	Mathematical and Physical Sciences	44,199	-
National Science Foundation	Direct		1854225	47.049	Mathematical and Physical Sciences	52,344	-
National Science Foundation	Direct		1855135	47.049	Mathematical and Physical Sciences	67,637	-
National Science Foundation	Direct		1855428	47.049	Mathematical and Physical Sciences	58,619	-
National Science Foundation	Direct		1856155	47.049	Mathematical and Physical Sciences	119,782	-
National Science Foundation	Direct		1900025	47.049	Mathematical and Physical Sciences	99,169	-
National Science Foundation	Direct		1900257	47.049	Mathematical and Physical Sciences	73,680	-
National Science Foundation	Direct		1900266	47.049	Mathematical and Physical Sciences	108,443	-
National Science Foundation	Direct		1900380	47.049	Mathematical and Physical Sciences	116,377	29,836
National Science Foundation	Direct		1902116	47.049	Mathematical and Physical Sciences	41,826	-
National Science Foundation	Direct		1902878	47.049	Mathematical and Physical Sciences	32,579	-
National Science Foundation	Direct		1904146	47.049	Mathematical and Physical Sciences	91,283	-
National Science Foundation	Direct		1904380	47.049	Mathematical and Physical Sciences	168,270	-
National Science Foundation	Direct		1904541	47.049	Mathematical and Physical Sciences	99,144	-
National Science Foundation	Direct		1904759	47.049	Mathematical and Physical Sciences	166,526	-
National Science Foundation	Direct		1905267	47.049	Mathematical and Physical Sciences	73,809	-
National Science Foundation	Direct		1905401	47.049	Mathematical and Physical Sciences	135,670	-
National Science Foundation	Direct		1905421	47.049	Mathematical and Physical Sciences	122,363	-
National Science Foundation	Direct		1905600	47.049	Mathematical and Physical Sciences	72,482	-
National Science Foundation	Direct		1906123	47.049	Mathematical and Physical Sciences	85,068	-
National Science Foundation	Direct		1906441	47.049	Mathematical and Physical Sciences	92,015	-
National Science Foundation	Direct		1907653	47.049	Mathematical and Physical Sciences	123,846	-
National Science Foundation	Direct		1909063	47.049	Mathematical and Physical Sciences	98,825	-
National Science Foundation	Direct		1909165	47.049	Mathematical and Physical Sciences	53,204	-
National Science Foundation	Direct		1912151	47.049	Mathematical and Physical Sciences	48,561	-
National Science Foundation	Direct		1912494	47.049	Mathematical and Physical Sciences	372,286	-
National Science Foundation	Direct		1914496	47.049	Mathematical and Physical Sciences	53,105	-
National Science Foundation	Direct		1914608	47.049	Mathematical and Physical Sciences	131,138	-
National Science Foundation	Direct		1916222	47.049	Mathematical and Physical Sciences	99,109	-

University of Michigan
Schedule of Expenditures of Federal Awards
For the Year Ended June 30, 2022

Cluster Title/Federal Grantor/Program	Type	Pass-Through Grantor	Award Identifier	Assistance Listing		Federal Expenditures	Passed-Through to Subrecipients
				Number	Assistance Listing Program Title		
National Science Foundation	Direct		1916226	47.049	Mathematical and Physical Sciences	121,918	-
National Science Foundation	Direct		1916271	47.049	Mathematical and Physical Sciences	51,537	-
National Science Foundation	Direct		1922275	47.049	Mathematical and Physical Sciences	133,967	-
National Science Foundation	Direct		1922567	47.049	Mathematical and Physical Sciences	48,091	-
National Science Foundation	Direct		1926199	47.049	Mathematical and Physical Sciences	108,329	-
National Science Foundation	Direct		1935950	47.049	Mathematical and Physical Sciences	5,888,344	-
National Science Foundation	Direct		1936640	47.049	Mathematical and Physical Sciences	45,104	-
National Science Foundation	Direct		1937689	47.049	Mathematical and Physical Sciences	4,377	-
National Science Foundation	Direct		1939310	47.049	Mathematical and Physical Sciences	5,034	-
National Science Foundation	Direct		1939534	47.049	Mathematical and Physical Sciences	4,666	-
National Science Foundation	Direct		1944879	47.049	Mathematical and Physical Sciences	93,470	-
National Science Foundation	Direct		1945174	47.049	Mathematical and Physical Sciences	228,729	-
National Science Foundation	Direct		1949730	47.049	Mathematical and Physical Sciences	24,829	-
National Science Foundation	Direct		1949923	47.049	Mathematical and Physical Sciences	147,746	-
National Science Foundation	Direct		1950102	47.049	Mathematical and Physical Sciences	27,031	-
National Science Foundation	Direct		1951530	47.049	Mathematical and Physical Sciences	2,641	-
National Science Foundation	Direct		1951980	47.049	Mathematical and Physical Sciences	94,507	-
National Science Foundation	Direct		1952399	47.049	Mathematical and Physical Sciences	73,553	-
National Science Foundation	Direct		1953852	47.049	Mathematical and Physical Sciences	81,037	-
National Science Foundation	Direct		1954790	47.049	Mathematical and Physical Sciences	70,060	-
National Science Foundation	Direct		1954939	47.049	Mathematical and Physical Sciences	196,446	-
National Science Foundation	Direct		1954985	47.049	Mathematical and Physical Sciences	149,821	-
National Science Foundation	Direct		1955000	47.049	Mathematical and Physical Sciences	71,174	-
National Science Foundation	Direct		1955026	47.049	Mathematical and Physical Sciences	165,946	-
National Science Foundation	Direct		1955069	47.049	Mathematical and Physical Sciences	126,661	-
National Science Foundation	Direct		1955284	47.049	Mathematical and Physical Sciences	77,462	-
National Science Foundation	Direct		2001132	47.049	Mathematical and Physical Sciences	69,744	-
National Science Foundation	Direct		2001293	47.049	Mathematical and Physical Sciences	48,204	-
National Science Foundation	Direct		2001465	47.049	Mathematical and Physical Sciences	46,862	-
National Science Foundation	Direct		2002885	47.049	Mathematical and Physical Sciences	193,224	-
National Science Foundation	Direct		2003712	47.049	Mathematical and Physical Sciences	142,121	-
National Science Foundation	Direct		2003719	47.049	Mathematical and Physical Sciences	111,221	-
National Science Foundation	Direct		2004035	47.049	Mathematical and Physical Sciences	210,390	-
National Science Foundation	Direct		2004043	47.049	Mathematical and Physical Sciences	153,965	-
National Science Foundation	Direct		2004076	47.049	Mathematical and Physical Sciences	168,847	-
National Science Foundation	Direct		2004286	47.049	Mathematical and Physical Sciences	99,218	-
National Science Foundation	Direct		2004287	47.049	Mathematical and Physical Sciences	124,376	39,139
National Science Foundation	Direct		2004288	47.049	Mathematical and Physical Sciences	115,708	-
National Science Foundation	Direct		2004305	47.049	Mathematical and Physical Sciences	118,807	-
National Science Foundation	Direct		2005899	47.049	Mathematical and Physical Sciences	112,421	-
National Science Foundation	Direct		2006305	47.049	Mathematical and Physical Sciences	51,786	-
National Science Foundation	Direct		2007065	47.049	Mathematical and Physical Sciences	114,740	-
National Science Foundation	Direct		2009096	47.049	Mathematical and Physical Sciences	103,214	-
National Science Foundation	Direct		2009121	47.049	Mathematical and Physical Sciences	12,648	-
National Science Foundation	Direct		2009122	47.049	Mathematical and Physical Sciences	99,947	-
National Science Foundation	Direct		2009219	47.049	Mathematical and Physical Sciences	71,793	-
National Science Foundation	Direct		2009227	47.049	Mathematical and Physical Sciences	47,217	-
National Science Foundation	Direct		2009489	47.049	Mathematical and Physical Sciences	65,452	-
National Science Foundation	Direct		2012015	47.049	Mathematical and Physical Sciences	70,880	-
National Science Foundation	Direct		2012238	47.049	Mathematical and Physical Sciences	49,788	-
National Science Foundation	Direct		2012424	47.049	Mathematical and Physical Sciences	84,822	-
National Science Foundation	Direct		2012897	47.049	Mathematical and Physical Sciences	37,365	-
National Science Foundation	Direct		2012926	47.049	Mathematical and Physical Sciences	304,974	-
National Science Foundation	Direct		2014012	47.049	Mathematical and Physical Sciences	58,463	-
National Science Foundation	Direct		2015361	47.049	Mathematical and Physical Sciences	109,806	-
National Science Foundation	Direct		2015366	47.049	Mathematical and Physical Sciences	68,197	-
National Science Foundation	Direct		2026825	47.049	Mathematical and Physical Sciences	10,813	-
National Science Foundation	Direct		2027555	47.049	Mathematical and Physical Sciences	475,285	-
National Science Foundation	Direct		2038030	47.049	Mathematical and Physical Sciences	87,712	-
National Science Foundation	Direct		2052499	47.049	Mathematical and Physical Sciences	39,279	-
National Science Foundation	Direct		2052653	47.049	Mathematical and Physical Sciences	97,367	-
National Science Foundation	Direct		2052750	47.049	Mathematical and Physical Sciences	2,641	-
National Science Foundation	Direct		2052918	47.049	Mathematical and Physical Sciences	45,586	-
National Science Foundation	Direct		2054231	47.049	Mathematical and Physical Sciences	79,117	-
National Science Foundation	Direct		2054408	47.049	Mathematical and Physical Sciences	31,811	-
National Science Foundation	Direct		2100513	47.049	Mathematical and Physical Sciences	75,024	-
National Science Foundation	Direct		2101075	47.049	Mathematical and Physical Sciences	57,907	-
National Science Foundation	Direct		2101836	47.049	Mathematical and Physical Sciences	15,646	-
National Science Foundation	Direct		2101837	47.049	Mathematical and Physical Sciences	72,250	-
National Science Foundation	Direct		2101897	47.049	Mathematical and Physical Sciences	37,302	-
National Science Foundation	Direct		2102046	47.049	Mathematical and Physical Sciences	127,468	-
National Science Foundation	Direct		2103026	47.049	Mathematical and Physical Sciences	8,459	-
National Science Foundation	Direct		2103602	47.049	Mathematical and Physical Sciences	151,882	-
National Science Foundation	Direct		2103731	47.049	Mathematical and Physical Sciences	60,111	-
National Science Foundation	Direct		2104136	47.049	Mathematical and Physical Sciences	82,298	-
National Science Foundation	Direct		2104309	47.049	Mathematical and Physical Sciences	27,333	-
National Science Foundation	Direct		2104326	47.049	Mathematical and Physical Sciences	50,181	-
National Science Foundation	Direct		2104649	47.049	Mathematical and Physical Sciences	66,121	-

University of Michigan
Schedule of Expenditures of Federal Awards
For the Year Ended June 30, 2022

Cluster Title/Federal Grantor/Program	Type	Pass-Through Grantor	Award Identifier	Assistance Listing		Federal Expenditures	Passed-Through to Subrecipients
				Number	Assistance Listing Program Title		
National Science Foundation	Direct		2104786	47.049	Mathematical and Physical Sciences	57,521	-
National Science Foundation	Direct		2106315	47.049	Mathematical and Physical Sciences	127,645	-
National Science Foundation	Direct		2106556	47.049	Mathematical and Physical Sciences	30,503	-
National Science Foundation	Direct		2107902	47.049	Mathematical and Physical Sciences	128,248	30,815
National Science Foundation	Direct		2108075	47.049	Mathematical and Physical Sciences	149,863	-
National Science Foundation	Direct		2110049	47.049	Mathematical and Physical Sciences	65,780	-
National Science Foundation	Direct		2110181	47.049	Mathematical and Physical Sciences	143,749	-
National Science Foundation	Direct		2110229	47.049	Mathematical and Physical Sciences	164,242	-
National Science Foundation	Direct		2110265	47.049	Mathematical and Physical Sciences	22,071	-
National Science Foundation	Direct		2110767	47.049	Mathematical and Physical Sciences	55,753	-
National Science Foundation	Direct		2110988	47.049	Mathematical and Physical Sciences	172,328	-
National Science Foundation	Direct		2112747	47.049	Mathematical and Physical Sciences	53,124	-
National Science Foundation	Direct		2113342	47.049	Mathematical and Physical Sciences	24,328	-
National Science Foundation	Direct		2113346	47.049	Mathematical and Physical Sciences	28,379	-
National Science Foundation	Direct		2113364	47.049	Mathematical and Physical Sciences	205,292	-
National Science Foundation	Direct		2113373	47.049	Mathematical and Physical Sciences	17,538	-
National Science Foundation	Direct		2113564	47.049	Mathematical and Physical Sciences	117,473	-
National Science Foundation	Direct		2114424	47.049	Mathematical and Physical Sciences	139,014	-
National Science Foundation	Direct		2118809	47.049	Mathematical and Physical Sciences	226,317	-
National Science Foundation	Direct		2122312	47.049	Mathematical and Physical Sciences	106,642	-
National Science Foundation	Direct		2126181	47.049	Mathematical and Physical Sciences	122,537	-
National Science Foundation	Direct		2132470	47.049	Mathematical and Physical Sciences	35,048	-
National Science Foundation	Direct		2134081	47.049	Mathematical and Physical Sciences	17,311	-
National Science Foundation	Direct		2137037	47.049	Mathematical and Physical Sciences	9,780	-
National Science Foundation	Direct		2138538	47.049	Mathematical and Physical Sciences	1,028	-
National Science Foundation	Direct		2142466	47.049	Mathematical and Physical Sciences	82,464	-
National Science Foundation	Direct		2142712	47.049	Mathematical and Physical Sciences	17,219	-
National Science Foundation	Direct		2154114	47.049	Mathematical and Physical Sciences	68,626	-
National Science Foundation	Direct		2154380	47.049	Mathematical and Physical Sciences	19,256	-
National Science Foundation	Direct		2224709	47.049	Mathematical and Physical Sciences	5,508	-
National Science Foundation	Pass-Through	Columbia University	17(GG016228)	47.049	Mathematical and Physical Sciences	988,070	-
National Science Foundation	Pass-Through	Columbia University	18(GG016228)	47.049	Mathematical and Physical Sciences	270,976	-
National Science Foundation	Pass-Through	Columbia University	19(GG016228)	47.049	Mathematical and Physical Sciences	253,134	-
National Science Foundation	Pass-Through	Duke University	333-000004	47.049	Mathematical and Physical Sciences	14,999	-
National Science Foundation	Pass-Through	Duke University	333-2772	47.049	Mathematical and Physical Sciences	151,067	-
National Science Foundation	Pass-Through	Emory University	A022507	47.049	Mathematical and Physical Sciences	(4,131)	-
National Science Foundation	Pass-Through	Emory University	A213357	47.049	Mathematical and Physical Sciences	(7,382)	-
National Science Foundation	Pass-Through	Emory University	A641933 (A374424)	47.049	Mathematical and Physical Sciences	328,009	-
National Science Foundation	Pass-Through	Emory University	T849744	47.049	Mathematical and Physical Sciences	(1,559)	-
National Science Foundation	Pass-Through	Massachusetts Institute of Technology	S5135 - PO 491280	47.049	Mathematical and Physical Sciences	139,529	-
National Science Foundation	Pass-Through	National Radio Astronomy Observatory	SOSPAA6-001	47.049	Mathematical and Physical Sciences	841	-
National Science Foundation	Pass-Through	Pennsylvania State University	S001120-NSF	47.049	Mathematical and Physical Sciences	128,467	-
National Science Foundation	Pass-Through	Stony Brook University	76749/1136652/2/R&D	47.049	Mathematical and Physical Sciences	(838)	-
National Science Foundation	Pass-Through	Stony Brook University	76749/1136652/2/Tier2	47.049	Mathematical and Physical Sciences	732,469	344,663
National Science Foundation	Pass-Through	Stony Brook University	93443/1172884/2 S & C	47.049	Mathematical and Physical Sciences	170,655	69,907
National Science Foundation	Pass-Through	University of Illinois-Urbana-Champaign	097001-17603	47.049	Mathematical and Physical Sciences	31,585	-
National Science Foundation	Pass-Through	University of Utah	10055084-S2	47.049	Mathematical and Physical Sciences	241,401	-
National Science Foundation	Pass-Through	Yale University	CON-80003108 (GR113507)	47.049	Mathematical and Physical Sciences	77,852	-
						\$ 27,601,248	\$ 514,360
National Science Foundation	Direct		1338200	47.050	Geosciences	4,948	-
National Science Foundation	Direct		1351745	47.050	Geosciences	25,344	-
National Science Foundation	Direct		1408789	47.050	Geosciences	6,348	6,348
National Science Foundation	Direct		1524304	47.050	Geosciences	(5,979)	-
National Science Foundation	Direct		1524394	47.050	Geosciences	(717)	-
National Science Foundation	Direct		1540589	47.050	Geosciences	83,170	-
National Science Foundation	Direct		1550101	47.050	Geosciences	(1,776)	-
National Science Foundation	Direct		1600012	47.050	Geosciences	(76)	-
National Science Foundation	Direct		1602956	47.050	Geosciences	644	-
National Science Foundation	Direct		1637066	47.050	Geosciences	19,907	-
National Science Foundation	Direct		1640797	47.050	Geosciences	10,650	-
National Science Foundation	Direct		1644829	47.050	Geosciences	90,812	-
National Science Foundation	Direct		1650682	47.050	Geosciences	169,894	-
National Science Foundation	Direct		1659248	47.050	Geosciences	2,334	-
National Science Foundation	Direct		1659338	47.050	Geosciences	129,387	-
National Science Foundation	Direct		1663769	47.050	Geosciences	1,335	-
National Science Foundation	Direct		1663770	47.050	Geosciences	212,263	-
National Science Foundation	Direct		1663800	47.050	Geosciences	316,533	-
National Science Foundation	Direct		1712695	47.050	Geosciences	47,418	-
National Science Foundation	Direct		1722994	47.050	Geosciences	22,069	-
National Science Foundation	Direct		1724585	47.050	Geosciences	82,621	-
National Science Foundation	Direct		1724744	47.050	Geosciences	25,658	-
National Science Foundation	Direct		1725025	47.050	Geosciences	9,670	-
National Science Foundation	Direct		1725654	47.050	Geosciences	65,199	-
National Science Foundation	Direct		1736606	47.050	Geosciences	16,724	-
National Science Foundation	Direct		1736629	47.050	Geosciences	184,405	-
National Science Foundation	Direct		1738588	47.050	Geosciences	15,677	-
National Science Foundation	Direct		1738896	47.050	Geosciences	60,475	-
National Science Foundation	Direct		1744367	47.050	Geosciences	29,052	-

University of Michigan
 Schedule of Expenditures of Federal Awards
 For the Year Ended June 30, 2022

Cluster Title/Federal Grantor/Program	Type	Pass-Through Grantor	Award Identifier	Assistance Listing		Federal Expenditures	Passed-Through to Subrecipients
				Number	Assistance Listing Program Title		
National Science Foundation	Direct		1763189	47.050	Geosciences	68,369	-
National Science Foundation	Direct		1812949	47.050	Geosciences	35,919	-
National Science Foundation	Direct		1813996	47.050	Geosciences	40,471	-
National Science Foundation	Direct		1821173	47.050	Geosciences	141,675	-
National Science Foundation	Direct		1829627	47.050	Geosciences	129,805	-
National Science Foundation	Direct		1829822	47.050	Geosciences	98,437	-
National Science Foundation	Direct		1832214	47.050	Geosciences	18,018	-
National Science Foundation	Direct		1836821	47.050	Geosciences	70,779	-
National Science Foundation	Direct		1841559	47.050	Geosciences	166,347	-
National Science Foundation	Direct		1848724	47.050	Geosciences	130,014	-
National Science Foundation	Direct		1851164	47.050	Geosciences	56,800	-
National Science Foundation	Direct		1851587	47.050	Geosciences	6,887	-
National Science Foundation	Direct		1851618	47.050	Geosciences	22,379	-
National Science Foundation	Direct		1855751	47.050	Geosciences	24,058	-
National Science Foundation	Direct		1903237	47.050	Geosciences	111,858	-
National Science Foundation	Direct		1923568	47.050	Geosciences	156,146	121,658
National Science Foundation	Direct		1924142	47.050	Geosciences	153,774	-
National Science Foundation	Direct		1925627	47.050	Geosciences	37,709	-
National Science Foundation	Direct		1927831	47.050	Geosciences	162,538	-
National Science Foundation	Direct		1928014	47.050	Geosciences	(286)	-
National Science Foundation	Direct		1928317	47.050	Geosciences	21,372	-
National Science Foundation	Direct		1943742	47.050	Geosciences	97,665	-
National Science Foundation	Direct		1948622	47.050	Geosciences	133,676	-
National Science Foundation	Direct		1949151	47.050	Geosciences	88,189	-
National Science Foundation	Direct		2002397	47.050	Geosciences	10,546	-
National Science Foundation	Direct		2002695	47.050	Geosciences	49,100	-
National Science Foundation	Direct		2013433	47.050	Geosciences	126,831	-
National Science Foundation	Direct		2018988	47.050	Geosciences	825	-
National Science Foundation	Direct		2019379	47.050	Geosciences	47,062	-
National Science Foundation	Direct		2020488	47.050	Geosciences	30,347	-
National Science Foundation	Direct		2020603	47.050	Geosciences	107,559	-
National Science Foundation	Direct		2020970	47.050	Geosciences	29,187	-
National Science Foundation	Direct		2022716	47.050	Geosciences	193,320	-
National Science Foundation	Direct		2022746	47.050	Geosciences	81,808	-
National Science Foundation	Direct		2022885	47.050	Geosciences	2,040	-
National Science Foundation	Direct		2023761	47.050	Geosciences	852	-
National Science Foundation	Direct		2026826	47.050	Geosciences	14,365	-
National Science Foundation	Direct		2031149	47.050	Geosciences	25,123	-
National Science Foundation	Direct		2033563	47.050	Geosciences	129,438	-
National Science Foundation	Direct		2035153	47.050	Geosciences	278	-
National Science Foundation	Direct		2037091	47.050	Geosciences	10,923	-
National Science Foundation	Direct		2040610	47.050	Geosciences	70,663	-
National Science Foundation	Direct		2050618	47.050	Geosciences	34,525	-
National Science Foundation	Direct		2050718	47.050	Geosciences	63,212	-
National Science Foundation	Direct		2051548	47.050	Geosciences	114,466	-
National Science Foundation	Direct		2053429	47.050	Geosciences	9,223	-
National Science Foundation	Direct		2102843	47.050	Geosciences	43,534	-
National Science Foundation	Direct		2119935	47.050	Geosciences	1,912	-
National Science Foundation	Direct		2120302	47.050	Geosciences	21,874	-
National Science Foundation	Direct		2122023	47.050	Geosciences	34,128	-
National Science Foundation	Direct		2125941	47.050	Geosciences	99,836	-
National Science Foundation	Direct		2126792	47.050	Geosciences	12,100	-
National Science Foundation	Direct		2142509	47.050	Geosciences	32,977	-
National Science Foundation	Pass-Through	Bowling Green State University	10010192-UM05	47.050	Geosciences	96,525	-
National Science Foundation	Pass-Through	Columbia University	2(GG015522)	47.050	Geosciences	9,388	-
National Science Foundation	Pass-Through	Columbia University	90(GG009393)	47.050	Geosciences	9,352	-
National Science Foundation	Pass-Through	Georgia Institute of Technology	AWD 100683-G2/PO-5007724	47.050	Geosciences	435	-
National Science Foundation	Pass-Through	University of Alaska Fairbanks	UA 21-0062	47.050	Geosciences	48,905	-
National Science Foundation	Pass-Through	University of Arizona	482274	47.050	Geosciences	41,733	-
National Science Foundation	Pass-Through	University of Idaho	NW5717-724834	47.050	Geosciences	52,544	-
National Science Foundation	Pass-Through	Virginia Polytechnic Institute and State University	480012-19337	47.050	Geosciences	180	-
						\$ 5,253,704	\$ 128,006
National Science Foundation	Direct		1330142	47.070	Computer and Information Science and Engineering	(42,479)	-
National Science Foundation	Direct		1452099	47.070	Computer and Information Science and Engineering	10,872	-
National Science Foundation	Direct		1452915	47.070	Computer and Information Science and Engineering	60,143	-
National Science Foundation	Direct		1513596	47.070	Computer and Information Science and Engineering	92,447	-
National Science Foundation	Direct		1518888	47.070	Computer and Information Science and Engineering	63,866	-
National Science Foundation	Direct		1526455	47.070	Computer and Information Science and Engineering	107,622	-
National Science Foundation	Direct		1539011	47.070	Computer and Information Science and Engineering	78,646	80,341
National Science Foundation	Direct		1541335	47.070	Computer and Information Science and Engineering	347,832	164,719
National Science Foundation	Direct		1544678	47.070	Computer and Information Science and Engineering	264,739	-
National Science Foundation	Direct		1552503	47.070	Computer and Information Science and Engineering	101,200	-
National Science Foundation	Direct		1553146	47.070	Computer and Information Science and Engineering	57,156	-
National Science Foundation	Direct		1553169	47.070	Computer and Information Science and Engineering	(27,185)	-
National Science Foundation	Direct		1553485	47.070	Computer and Information Science and Engineering	1,291	-
National Science Foundation	Direct		1563849	47.070	Computer and Information Science and Engineering	(3,553)	-
National Science Foundation	Direct		1607251	47.070	Computer and Information Science and Engineering	32,666	-
National Science Foundation	Direct		1616575	47.070	Computer and Information Science and Engineering	2,273	-

University of Michigan
Schedule of Expenditures of Federal Awards
For the Year Ended June 30, 2022

Cluster Title/Federal Grantor/Program	Type	Pass-Through Grantor	Award Identifier	Assistance Listing		Federal Expenditures	Passed-Through to Subrecipients
				Number	Assistance Listing Program Title		
National Science Foundation	Direct		1617898	47.070	Computer and Information Science and Engineering	135,720	27,860
National Science Foundation	Direct		1628987	47.070	Computer and Information Science and Engineering	14,220	-
National Science Foundation	Direct		1628991	47.070	Computer and Information Science and Engineering	21,314	-
National Science Foundation	Direct		1629763	47.070	Computer and Information Science and Engineering	(509)	-
National Science Foundation	Direct		1633370	47.070	Computer and Information Science and Engineering	72,257	-
National Science Foundation	Direct		1636919	47.070	Computer and Information Science and Engineering	32,861	-
National Science Foundation	Direct		1637546	47.070	Computer and Information Science and Engineering	(5,605)	-
National Science Foundation	Direct		1638186	47.070	Computer and Information Science and Engineering	275,194	22,225
National Science Foundation	Direct		1640575	47.070	Computer and Information Science and Engineering	29,717	-
National Science Foundation	Direct		1641044	47.070	Computer and Information Science and Engineering	1,897	-
National Science Foundation	Direct		1646019	47.070	Computer and Information Science and Engineering	4,571	-
National Science Foundation	Direct		1646130	47.070	Computer and Information Science and Engineering	20,575	-
National Science Foundation	Direct		1646392	47.070	Computer and Information Science and Engineering	65,350	-
National Science Foundation	Direct		1651740	47.070	Computer and Information Science and Engineering	72,891	-
National Science Foundation	Direct		1652294	47.070	Computer and Information Science and Engineering	52,236	-
National Science Foundation	Direct		1657411	47.070	Computer and Information Science and Engineering	(2,728)	-
National Science Foundation	Direct		1703931	47.070	Computer and Information Science and Engineering	92,070	-
National Science Foundation	Direct		1717064	47.070	Computer and Information Science and Engineering	109,835	-
National Science Foundation	Direct		1717186	47.070	Computer and Information Science and Engineering	118,432	-
National Science Foundation	Direct		1717523	47.070	Computer and Information Science and Engineering	110,265	-
National Science Foundation	Direct		1717688	47.070	Computer and Information Science and Engineering	8,866	-
National Science Foundation	Direct		1722619	47.070	Computer and Information Science and Engineering	54,085	-
National Science Foundation	Direct		1722801	47.070	Computer and Information Science and Engineering	208,535	-
National Science Foundation	Direct		1737432	47.070	Computer and Information Science and Engineering	313,175	66,419
National Science Foundation	Direct		1738103	47.070	Computer and Information Science and Engineering	10,168	-
National Science Foundation	Direct		1738714	47.070	Computer and Information Science and Engineering	141,875	45,812
National Science Foundation	Direct		1739525	47.070	Computer and Information Science and Engineering	2,561	-
National Science Foundation	Direct		1739577	47.070	Computer and Information Science and Engineering	86,286	-
National Science Foundation	Direct		1741022	47.070	Computer and Information Science and Engineering	202,649	-
National Science Foundation	Direct		1741166	47.070	Computer and Information Science and Engineering	(3,420)	-
National Science Foundation	Direct		1741190	47.070	Computer and Information Science and Engineering	14,259	-
National Science Foundation	Direct		1741435	47.070	Computer and Information Science and Engineering	202	-
National Science Foundation	Direct		1750127	47.070	Computer and Information Science and Engineering	60,509	-
National Science Foundation	Direct		1750489	47.070	Computer and Information Science and Engineering	71,402	-
National Science Foundation	Direct		1755908	47.070	Computer and Information Science and Engineering	82,989	-
National Science Foundation	Direct		1763297	47.070	Computer and Information Science and Engineering	278,890	-
National Science Foundation	Direct		1763348	47.070	Computer and Information Science and Engineering	135,449	-
National Science Foundation	Direct		1763674	47.070	Computer and Information Science and Engineering	13,121	-
National Science Foundation	Direct		1763918	47.070	Computer and Information Science and Engineering	53,456	-
National Science Foundation	Direct		1801342	47.070	Computer and Information Science and Engineering	73,219	-
National Science Foundation	Direct		1814507	47.070	Computer and Information Science and Engineering	(9,943)	-
National Science Foundation	Direct		1815291	47.070	Computer and Information Science and Engineering	29,055	-
National Science Foundation	Direct		1815316	47.070	Computer and Information Science and Engineering	159,760	-
National Science Foundation	Direct		1815760	47.070	Computer and Information Science and Engineering	134,379	-
National Science Foundation	Direct		1815875	47.070	Computer and Information Science and Engineering	52,613	-
National Science Foundation	Direct		1816019	47.070	Computer and Information Science and Engineering	73,521	-
National Science Foundation	Direct		1816319	47.070	Computer and Information Science and Engineering	114,123	-
National Science Foundation	Direct		1823192	47.070	Computer and Information Science and Engineering	156,115	156,115
National Science Foundation	Direct		1829724	47.070	Computer and Information Science and Engineering	43,879	-
National Science Foundation	Direct		1830345	47.070	Computer and Information Science and Engineering	44,191	-
National Science Foundation	Direct		1830615	47.070	Computer and Information Science and Engineering	93,342	-
National Science Foundation	Direct		1832811	47.070	Computer and Information Science and Engineering	96,840	-
National Science Foundation	Direct		1835612	47.070	Computer and Information Science and Engineering	61,083	-
National Science Foundation	Direct		1835747	47.070	Computer and Information Science and Engineering	129,222	-
National Science Foundation	Direct		1837245	47.070	Computer and Information Science and Engineering	146,144	-
National Science Foundation	Direct		1837680	47.070	Computer and Information Science and Engineering	85,674	-
National Science Foundation	Direct		1837985	47.070	Computer and Information Science and Engineering	361,295	-
National Science Foundation	Direct		1838179	47.070	Computer and Information Science and Engineering	299,211	7,945
National Science Foundation	Direct		1838994	47.070	Computer and Information Science and Engineering	490	-
National Science Foundation	Direct		1839868	47.070	Computer and Information Science and Engineering	31,700	-
National Science Foundation	Direct		1845076	47.070	Computer and Information Science and Engineering	120,004	-
National Science Foundation	Direct		1845491	47.070	Computer and Information Science and Engineering	43,916	-
National Science Foundation	Direct		1845577	47.070	Computer and Information Science and Engineering	140,778	-
National Science Foundation	Direct		1845853	47.070	Computer and Information Science and Engineering	122,749	-
National Science Foundation	Direct		1850221	47.070	Computer and Information Science and Engineering	54,028	-
National Science Foundation	Direct		1900665	47.070	Computer and Information Science and Engineering	208,201	-
National Science Foundation	Direct		1900675	47.070	Computer and Information Science and Engineering	264,107	-
National Science Foundation	Direct		1901171	47.070	Computer and Information Science and Engineering	48,996	-
National Science Foundation	Direct		1901191	47.070	Computer and Information Science and Engineering	218,828	-
National Science Foundation	Direct		1907553	47.070	Computer and Information Science and Engineering	39,748	-
National Science Foundation	Direct		1908601	47.070	Computer and Information Science and Engineering	9,223	-
National Science Foundation	Direct		1908633	47.070	Computer and Information Science and Engineering	14,996	-
National Science Foundation	Direct		1909067	47.070	Computer and Information Science and Engineering	159,125	-
National Science Foundation	Direct		1909771	47.070	Computer and Information Science and Engineering	32,569	-
National Science Foundation	Direct		1910281	47.070	Computer and Information Science and Engineering	26,849	-
National Science Foundation	Direct		1916425	47.070	Computer and Information Science and Engineering	40,035	-
National Science Foundation	Direct		1918123	47.070	Computer and Information Science and Engineering	44,755	-
National Science Foundation	Direct		1925476	47.070	Computer and Information Science and Engineering	277,521	-

University of Michigan
Schedule of Expenditures of Federal Awards
For the Year Ended June 30, 2022

Cluster Title/Federal Grantor/Program	Type	Pass-Through Grantor	Award Identifier	Assistance Listing		Federal Expenditures	Passed-Through to Subrecipients
				Number	Assistance Listing Program Title		
National Science Foundation	Direct		1928434	47.070	Computer and Information Science and Engineering	100,123	-
National Science Foundation	Direct		1930041	47.070	Computer and Information Science and Engineering	56,464	56,464
National Science Foundation	Direct		1931982	47.070	Computer and Information Science and Engineering	114,898	-
National Science Foundation	Direct		1934565	47.070	Computer and Information Science and Engineering	116,336	-
National Science Foundation	Direct		1939006	47.070	Computer and Information Science and Engineering	37,424	-
National Science Foundation	Direct		1941633	47.070	Computer and Information Science and Engineering	77,866	-
National Science Foundation	Direct		1942125	47.070	Computer and Information Science and Engineering	191,412	-
National Science Foundation	Direct		1942218	47.070	Computer and Information Science and Engineering	6,313	-
National Science Foundation	Direct		1942547	47.070	Computer and Information Science and Engineering	90,304	-
National Science Foundation	Direct		1947580	47.070	Computer and Information Science and Engineering	53,500	-
National Science Foundation	Direct		1949634	47.070	Computer and Information Science and Engineering	164,350	-
National Science Foundation	Direct		1954712	47.070	Computer and Information Science and Engineering	7,463	-
National Science Foundation	Direct		1955777	47.070	Computer and Information Science and Engineering	70,103	-
National Science Foundation	Direct		2001687	47.070	Computer and Information Science and Engineering	99,368	-
National Science Foundation	Direct		2002608	47.070	Computer and Information Science and Engineering	73,137	-
National Science Foundation	Direct		2003924	47.070	Computer and Information Science and Engineering	62,286	49,810
National Science Foundation	Direct		2006373	47.070	Computer and Information Science and Engineering	71,491	-
National Science Foundation	Direct		2006455	47.070	Computer and Information Science and Engineering	172,417	-
National Science Foundation	Direct		2006618	47.070	Computer and Information Science and Engineering	62,388	-
National Science Foundation	Direct		2006619	47.070	Computer and Information Science and Engineering	135,877	-
National Science Foundation	Direct		2006704	47.070	Computer and Information Science and Engineering	166,439	-
National Science Foundation	Direct		2006778	47.070	Computer and Information Science and Engineering	16,450	-
National Science Foundation	Direct		2006857	47.070	Computer and Information Science and Engineering	107,942	-
National Science Foundation	Direct		2007055	47.070	Computer and Information Science and Engineering	124,422	-
National Science Foundation	Direct		2007251	47.070	Computer and Information Science and Engineering	99,102	-
National Science Foundation	Direct		2007256	47.070	Computer and Information Science and Engineering	100,308	-
National Science Foundation	Direct		2007857	47.070	Computer and Information Science and Engineering	115,466	-
National Science Foundation	Direct		2007878	47.070	Computer and Information Science and Engineering	117,391	-
National Science Foundation	Direct		2008074	47.070	Computer and Information Science and Engineering	99,348	-
National Science Foundation	Direct		2008130	47.070	Computer and Information Science and Engineering	117,995	-
National Science Foundation	Direct		2008151	47.070	Computer and Information Science and Engineering	190,207	-
National Science Foundation	Direct		2010810	47.070	Computer and Information Science and Engineering	2,607	-
National Science Foundation	Direct		2012001	47.070	Computer and Information Science and Engineering	114,522	-
National Science Foundation	Direct		2014003	47.070	Computer and Information Science and Engineering	136,428	9,359
National Science Foundation	Direct		2016363	47.070	Computer and Information Science and Engineering	71,408	-
National Science Foundation	Direct		2018915	47.070	Computer and Information Science and Engineering	98,345	-
National Science Foundation	Direct		2030454	47.070	Computer and Information Science and Engineering	35,531	-
National Science Foundation	Direct		2031019	47.070	Computer and Information Science and Engineering	10,058	-
National Science Foundation	Direct		2031077	47.070	Computer and Information Science and Engineering	(114)	-
National Science Foundation	Direct		2031662	47.070	Computer and Information Science and Engineering	91,808	-
National Science Foundation	Direct		2035770	47.070	Computer and Information Science and Engineering	97,045	-
National Science Foundation	Direct		2038432	47.070	Computer and Information Science and Engineering	99	-
National Science Foundation	Direct		2045009	47.070	Computer and Information Science and Engineering	67,729	-
National Science Foundation	Direct		2045432	47.070	Computer and Information Science and Engineering	31,678	-
National Science Foundation	Direct		2045492	47.070	Computer and Information Science and Engineering	126,242	-
National Science Foundation	Direct		2045541	47.070	Computer and Information Science and Engineering	48,145	-
National Science Foundation	Direct		2046016	47.070	Computer and Information Science and Engineering	7,308	-
National Science Foundation	Direct		2051997	47.070	Computer and Information Science and Engineering	16,107	-
National Science Foundation	Direct		2100885	47.070	Computer and Information Science and Engineering	106,691	-
National Science Foundation	Direct		2104243	47.070	Computer and Information Science and Engineering	101,059	-
National Science Foundation	Direct		2104337	47.070	Computer and Information Science and Engineering	19,042	-
National Science Foundation	Direct		2105734	47.070	Computer and Information Science and Engineering	83,720	-
National Science Foundation	Direct		2106176	47.070	Computer and Information Science and Engineering	32,673	-
National Science Foundation	Direct		2106184	47.070	Computer and Information Science and Engineering	83,319	-
National Science Foundation	Direct		2107345	47.070	Computer and Information Science and Engineering	24,844	-
National Science Foundation	Direct		2112773	47.070	Computer and Information Science and Engineering	17,403	-
National Science Foundation	Direct		2118234	47.070	Computer and Information Science and Engineering	43,597	-
National Science Foundation	Direct		2118818	47.070	Computer and Information Science and Engineering	226,391	-
National Science Foundation	Direct		2123654	47.070	Computer and Information Science and Engineering	50,092	-
National Science Foundation	Direct		2123777	47.070	Computer and Information Science and Engineering	65,963	-
National Science Foundation	Direct		2124127	47.070	Computer and Information Science and Engineering	78,087	-
National Science Foundation	Direct		2125012	47.070	Computer and Information Science and Engineering	57,973	-
National Science Foundation	Direct		2127747	47.070	Computer and Information Science and Engineering	9,059	-
National Science Foundation	Direct		2128416	47.070	Computer and Information Science and Engineering	108,993	-
National Science Foundation	Direct		2128756	47.070	Computer and Information Science and Engineering	161,052	-
National Science Foundation	Direct		2132815	47.070	Computer and Information Science and Engineering	7,825	-
National Science Foundation	Direct		2142529	47.070	Computer and Information Science and Engineering	1,711	-
National Science Foundation	Direct		2143904	47.070	Computer and Information Science and Engineering	7,491	-
National Science Foundation	Direct		2153184	47.070	Computer and Information Science and Engineering	9,223	-
National Science Foundation	Direct		2153680	47.070	Computer and Information Science and Engineering	36,361	-
National Science Foundation	Pass-Through	Computing Research Association (CRA)	2021 CIF-Umichigan-61	47.070	Computer and Information Science and Engineering	59,674	-
National Science Foundation	Pass-Through	Computing Research Association (CRA)	CIF2020-UM-32	47.070	Computer and Information Science and Engineering	120,904	-
National Science Foundation	Pass-Through	Dartmouth College	R1383	47.070	Computer and Information Science and Engineering	90,267	-
National Science Foundation	Pass-Through	Duke University	333-2823	47.070	Computer and Information Science and Engineering	1,272	-
National Science Foundation	Pass-Through	Michigan State University	RC111607A	47.070	Computer and Information Science and Engineering	8,058	-
National Science Foundation	Pass-Through	Molecular Sciences Software Institute (MolSSI)	479590	47.070	Computer and Information Science and Engineering	(315)	-
National Science Foundation	Pass-Through	Morehouse College	1831964-003	47.070	Computer and Information Science and Engineering	44,441	-
National Science Foundation	Pass-Through	Northwestern University	60058513 UM	47.070	Computer and Information Science and Engineering	111,163	-

University of Michigan
Schedule of Expenditures of Federal Awards
For the Year Ended June 30, 2022

Cluster Title/Federal Grantor/Program	Type	Pass-Through Grantor	Award Identifier	Assistance Listing		Federal Expenditures	Passed-Through to Subrecipients
				Number	Assistance Listing Program Title		
National Science Foundation	Pass-Through	Ohio State University, The	SPC-1000005451/GR124627	47.070	Computer and Information Science and Engineering	143,432	-
National Science Foundation	Pass-Through	Platforms for Advanced Wireless Research (PAWR) Project Office	Task Order #1	47.070	Computer and Information Science and Engineering	(1,014)	-
National Science Foundation	Pass-Through	Platforms for Advanced Wireless Research (PAWR) Project Office	Task Order 4	47.070	Computer and Information Science and Engineering	108,863	-
National Science Foundation	Pass-Through	Stony Brook University	79217/1142110/2	47.070	Computer and Information Science and Engineering	35,291	-
National Science Foundation	Pass-Through	Syracuse University	30492-05064-S01	47.070	Computer and Information Science and Engineering	4,246	-
National Science Foundation	Pass-Through	Texas A & M University	M2200483	47.070	Computer and Information Science and Engineering	28,908	-
National Science Foundation	Pass-Through	University of California-San Diego	77845292	47.070	Computer and Information Science and Engineering	129,410	-
National Science Foundation	Pass-Through	University of California-Santa Cruz	A21-0568-S003	47.070	Computer and Information Science and Engineering	18,769	-
National Science Foundation	Pass-Through	University of Chicago	FP066185-A	47.070	Computer and Information Science and Engineering	220,515	-
National Science Foundation	Pass-Through	University of Colorado Boulder	1558761	47.070	Computer and Information Science and Engineering	(26,899)	-
National Science Foundation	Pass-Through	University of Illinois at Chicago	17597	47.070	Computer and Information Science and Engineering	(22,487)	-
National Science Foundation	Pass-Through	University of Nebraska-Lincoln	25-0511-0183-003	47.070	Computer and Information Science and Engineering	(4,989)	-
National Science Foundation	Pass-Through	University of Utah	10061946-MICH-02	47.070	Computer and Information Science and Engineering	12,324	-
National Science Foundation	Pass-Through	University of Washington	UWSC9862	47.070	Computer and Information Science and Engineering	42,234	-
National Science Foundation	Pass-Through	Virginia Polytechnic Institute and State University	479589-19337	47.070	Computer and Information Science and Engineering	11,392	-
National Science Foundation	Pass-Through	Virginia Polytechnic Institute and State University	479590-19337B	47.070	Computer and Information Science and Engineering	(214)	-
National Science Foundation	Pass-Through	Washington University in St. Louis	WU-22-0148	47.070	Computer and Information Science and Engineering	32,527	-
						\$ 14,619,374	\$ 687,069
National Science Foundation	Direct		1452656	47.074	Biological Sciences	\$ 130,425	\$ -
National Science Foundation	Direct		1456115	47.074	Biological Sciences	(285)	-
National Science Foundation	Direct		1552439	47.074	Biological Sciences	135,012	-
National Science Foundation	Direct		1553031	47.074	Biological Sciences	9,502	-
National Science Foundation	Direct		1557564	47.074	Biological Sciences	82,909	-
National Science Foundation	Direct		1557831	47.074	Biological Sciences	1,883	-
National Science Foundation	Direct		1557850	47.074	Biological Sciences	5,738	-
National Science Foundation	Direct		1615338	47.074	Biological Sciences	134,261	-
National Science Foundation	Direct		1617364	47.074	Biological Sciences	121,492	70,861
National Science Foundation	Direct		1651614	47.074	Biological Sciences	81,887	-
National Science Foundation	Direct		1655607	47.074	Biological Sciences	192,152	-
National Science Foundation	Direct		1655720	47.074	Biological Sciences	184	-
National Science Foundation	Direct		1655856	47.074	Biological Sciences	1,288	-
National Science Foundation	Direct		1657527	47.074	Biological Sciences	26,010	-
National Science Foundation	Direct		1701713	47.074	Biological Sciences	42,104	-
National Science Foundation	Direct		1707316	47.074	Biological Sciences	1,436,831	423,366
National Science Foundation	Direct		1714539	47.074	Biological Sciences	(1,464)	-
National Science Foundation	Direct		1716403	47.074	Biological Sciences	60	-
National Science Foundation	Direct		1748729	47.074	Biological Sciences	93,837	-
National Science Foundation	Direct		1749627	47.074	Biological Sciences	28,822	-
National Science Foundation	Direct		1753731	47.074	Biological Sciences	174,425	-
National Science Foundation	Direct		1754163	47.074	Biological Sciences	53,390	-
National Science Foundation	Direct		1754369	47.074	Biological Sciences	146,173	-
National Science Foundation	Direct		1754398	47.074	Biological Sciences	131,095	66,006
National Science Foundation	Direct		1755268	47.074	Biological Sciences	245,992	-
National Science Foundation	Direct		1755482	47.074	Biological Sciences	51,262	-
National Science Foundation	Direct		1759826	47.074	Biological Sciences	135,722	-
National Science Foundation	Direct		1802033	47.074	Biological Sciences	45,329	958
National Science Foundation	Direct		1813069	47.074	Biological Sciences	320,882	187,628
National Science Foundation	Direct		1817478	47.074	Biological Sciences	17,042	-
National Science Foundation	Direct		1817697	47.074	Biological Sciences	104,500	-
National Science Foundation	Direct		1817909	47.074	Biological Sciences	223,767	-
National Science Foundation	Direct		1834688	47.074	Biological Sciences	56,940	-
National Science Foundation	Direct		1845012	47.074	Biological Sciences	264,698	-
National Science Foundation	Direct		1851985	47.074	Biological Sciences	103,308	-
National Science Foundation	Direct		1852074	47.074	Biological Sciences	92,218	-
National Science Foundation	Direct		1853261	47.074	Biological Sciences	155,136	-
National Science Foundation	Direct		1854359	47.074	Biological Sciences	37,971	-
National Science Foundation	Direct		1855425	47.074	Biological Sciences	237,537	-
National Science Foundation	Direct		1856319	47.074	Biological Sciences	93,973	20,868
National Science Foundation	Direct		1902113	47.074	Biological Sciences	39,493	-
National Science Foundation	Direct		1902119	47.074	Biological Sciences	4,263	-
National Science Foundation	Direct		1902359	47.074	Biological Sciences	159,189	-
National Science Foundation	Direct		1910720	47.074	Biological Sciences	654	-
National Science Foundation	Direct		1911322	47.074	Biological Sciences	47,322	-
National Science Foundation	Direct		1917146	47.074	Biological Sciences	155,604	-
National Science Foundation	Direct		1921677	47.074	Biological Sciences	837,376	93,717
National Science Foundation	Direct		1923206	47.074	Biological Sciences	197,659	-
National Science Foundation	Direct		1929737	47.074	Biological Sciences	175,814	-
National Science Foundation	Direct		1929738	47.074	Biological Sciences	125,093	-
National Science Foundation	Direct		1930030	47.074	Biological Sciences	157,753	-
National Science Foundation	Direct		1934703	47.074	Biological Sciences	279,670	65,410
National Science Foundation	Direct		1935265	47.074	Biological Sciences	231,037	80,490
National Science Foundation	Direct		1935926	47.074	Biological Sciences	(7,013)	-
National Science Foundation	Direct		1938969	47.074	Biological Sciences	45,489	-
National Science Foundation	Direct		1941796	47.074	Biological Sciences	170,587	-
National Science Foundation	Direct		1941822	47.074	Biological Sciences	220,127	-
National Science Foundation	Direct		1941966	47.074	Biological Sciences	148,289	-
National Science Foundation	Direct		1942398	47.074	Biological Sciences	111,938	-
National Science Foundation	Direct		1944881	47.074	Biological Sciences	35,440	-

University of Michigan
Schedule of Expenditures of Federal Awards
For the Year Ended June 30, 2022

Cluster Title/Federal Grantor/Program	Type	Pass-Through Grantor	Award Identifier	Assistance Listing		Federal Expenditures	Passed-Through to Subrecipients
				Number	Assistance Listing Program Title		
National Science Foundation	Direct		2001290	47.074	Biological Sciences	8,996	-
National Science Foundation	Direct		2010851	47.074	Biological Sciences	145,940	-
National Science Foundation	Direct		2013809	47.074	Biological Sciences	(1,225)	-
National Science Foundation	Direct		2016678	47.074	Biological Sciences	29,334	-
National Science Foundation	Direct		2017822	47.074	Biological Sciences	37,451	-
National Science Foundation	Direct		2025426	47.074	Biological Sciences	473,681	-
National Science Foundation	Direct		2030541	47.074	Biological Sciences	29,617	-
National Science Foundation	Direct		2030790	47.074	Biological Sciences	34,629	-
National Science Foundation	Direct		2033320	47.074	Biological Sciences	120,280	-
National Science Foundation	Direct		2041933	47.074	Biological Sciences	109,442	-
National Science Foundation	Direct		2045017	47.074	Biological Sciences	119,219	-
National Science Foundation	Direct		2045562	47.074	Biological Sciences	244,426	-
National Science Foundation	Direct		2046005	47.074	Biological Sciences	138,807	-
National Science Foundation	Direct		2101345	47.074	Biological Sciences	16,223	-
National Science Foundation	Direct		2101868	47.074	Biological Sciences	20,707	235
National Science Foundation	Direct		2106070	47.074	Biological Sciences	7,836	-
National Science Foundation	Direct		2110233	47.074	Biological Sciences	53,722	5,605
National Science Foundation	Direct		2111028	47.074	Biological Sciences	86,887	10,800
National Science Foundation	Direct		2114070	47.074	Biological Sciences	33,539	-
National Science Foundation	Direct		2132002	47.074	Biological Sciences	71,684	-
National Science Foundation	Direct		2134910	47.074	Biological Sciences	35,133	-
National Science Foundation	Direct		2140320	47.074	Biological Sciences	66,784	-
National Science Foundation	Direct		2141892	47.074	Biological Sciences	46,167	-
National Science Foundation	Direct		2142670	47.074	Biological Sciences	33,579	-
National Science Foundation	Direct		2201236	47.074	Biological Sciences	52,476	-
National Science Foundation	Pass-Through	Chicago State University	53118	47.074	Biological Sciences	2,824	-
National Science Foundation	Pass-Through	Columbia University	1(GG016707-01)	47.074	Biological Sciences	79,610	-
National Science Foundation	Pass-Through	Eastern Kentucky University	453575-19-255	47.074	Biological Sciences	41,481	-
National Science Foundation	Pass-Through	Eastern Michigan University	R71053-3210	47.074	Biological Sciences	2,892	-
National Science Foundation	Pass-Through	Louisiana State University	PO-0000113456	47.074	Biological Sciences	57,607	-
National Science Foundation	Pass-Through	Marine Biological Laboratory	52806	47.074	Biological Sciences	69,647	-
National Science Foundation	Pass-Through	Michigan State University	2133544	47.074	Biological Sciences	1,141	-
National Science Foundation	Pass-Through	Michigan State University	RC106385UM	47.074	Biological Sciences	138	-
National Science Foundation	Pass-Through	Missouri Botanical Garden	NSF08115UOM	47.074	Biological Sciences	(7,577)	-
National Science Foundation	Pass-Through	Texas Tech University	21P682-01	47.074	Biological Sciences	2,701	-
National Science Foundation	Pass-Through	University of California - Los Angeles	0518 G YB778	47.074	Biological Sciences	6,135	-
National Science Foundation	Pass-Through	University of Illinois-Urbana-Champaign	101043-18014	47.074	Biological Sciences	31,255	-
National Science Foundation	Pass-Through	University of Nebraska-Lincoln	25-1215-0241-003	47.074	Biological Sciences	26,793	-
						\$ 10,679,773	\$ 1,025,944
National Science Foundation	Direct		1539228	47.075	Social, Behavioral, and Economic Sciences	348,331	254,457
National Science Foundation	Direct		1551513	47.075	Social, Behavioral, and Economic Sciences	6,608	-
National Science Foundation	Direct		1552429	47.075	Social, Behavioral, and Economic Sciences	26,035	-
National Science Foundation	Direct		1559658	47.075	Social, Behavioral, and Economic Sciences	13,996	-
National Science Foundation	Direct		1623684	47.075	Social, Behavioral, and Economic Sciences	3,501,329	-
National Science Foundation	Direct		1627464	47.075	Social, Behavioral, and Economic Sciences	2,864	-
National Science Foundation	Direct		1638553	47.075	Social, Behavioral, and Economic Sciences	2,805	-
National Science Foundation	Direct		1658268	47.075	Social, Behavioral, and Economic Sciences	125,781	-
National Science Foundation	Direct		1658336	47.075	Social, Behavioral, and Economic Sciences	84,307	-
National Science Foundation	Direct		1724435	47.075	Social, Behavioral, and Economic Sciences	8,412	-
National Science Foundation	Direct		1727491	47.075	Social, Behavioral, and Economic Sciences	59,897	-
National Science Foundation	Direct		1728792	47.075	Social, Behavioral, and Economic Sciences	12,677	-
National Science Foundation	Direct		1728959	47.075	Social, Behavioral, and Economic Sciences	52,394	-
National Science Foundation	Direct		1729115	47.075	Social, Behavioral, and Economic Sciences	(50)	-
National Science Foundation	Direct		1733546	47.075	Social, Behavioral, and Economic Sciences	47,489	-
National Science Foundation	Direct		1744724	47.075	Social, Behavioral, and Economic Sciences	252,063	34,453
National Science Foundation	Direct		1749430	47.075	Social, Behavioral, and Economic Sciences	3,481	-
National Science Foundation	Direct		1757147	47.075	Social, Behavioral, and Economic Sciences	56,105	-
National Science Foundation	Direct		1759199	47.075	Social, Behavioral, and Economic Sciences	37,150	-
National Science Foundation	Direct		1760058	47.075	Social, Behavioral, and Economic Sciences	145,441	-
National Science Foundation	Direct		1760644	47.075	Social, Behavioral, and Economic Sciences	19,463	-
National Science Foundation	Direct		1762420	47.075	Social, Behavioral, and Economic Sciences	2,551	-
National Science Foundation	Direct		1823629	47.075	Social, Behavioral, and Economic Sciences	21,443	-
National Science Foundation	Direct		1824839	47.075	Social, Behavioral, and Economic Sciences	466	-
National Science Foundation	Direct		1825113	47.075	Social, Behavioral, and Economic Sciences	17,860	-
National Science Foundation	Direct		1831347	47.075	Social, Behavioral, and Economic Sciences	495,238	102,615
National Science Foundation	Direct		1835971	47.075	Social, Behavioral, and Economic Sciences	1,158,709	33,402
National Science Foundation	Direct		1846747	47.075	Social, Behavioral, and Economic Sciences	128,982	-
National Science Foundation	Direct		1849638	47.075	Social, Behavioral, and Economic Sciences	60,569	-
National Science Foundation	Direct		1850328	47.075	Social, Behavioral, and Economic Sciences	3,851	-
National Science Foundation	Direct		1901661	47.075	Social, Behavioral, and Economic Sciences	115,193	-
National Science Foundation	Direct		1917663	47.075	Social, Behavioral, and Economic Sciences	126,410	-
National Science Foundation	Direct		1917727	47.075	Social, Behavioral, and Economic Sciences	22,729	-
National Science Foundation	Direct		1919360	47.075	Social, Behavioral, and Economic Sciences	56,953	-
National Science Foundation	Direct		1919362	47.075	Social, Behavioral, and Economic Sciences	139,252	-
National Science Foundation	Direct		1919671	47.075	Social, Behavioral, and Economic Sciences	21,094	-
National Science Foundation	Direct		1925563	47.075	Social, Behavioral, and Economic Sciences	528,266	-
National Science Foundation	Direct		1925693	47.075	Social, Behavioral, and Economic Sciences	416,482	-
National Science Foundation	Direct		1926576	47.075	Social, Behavioral, and Economic Sciences	439,571	81,168

University of Michigan
 Schedule of Expenditures of Federal Awards
 For the Year Ended June 30, 2022

Cluster Title/Federal Grantor/Program	Type	Pass-Through Grantor	Award Identifier	Assistance Listing		Federal Expenditures	Passed-Through to Subrecipients
				Number	Assistance Listing Program Title		
National Science Foundation	Direct		1926653	47.075	Social, Behavioral, and Economic Sciences	71,905	-
National Science Foundation	Direct		1927384	47.075	Social, Behavioral, and Economic Sciences	8,685	-
National Science Foundation	Direct		1930645	47.075	Social, Behavioral, and Economic Sciences	235,064	-
National Science Foundation	Direct		1941828	47.075	Social, Behavioral, and Economic Sciences	41,022	-
National Science Foundation	Direct		1945121	47.075	Social, Behavioral, and Economic Sciences	159,320	-
National Science Foundation	Direct		1945692	47.075	Social, Behavioral, and Economic Sciences	19,596	-
National Science Foundation	Direct		1945701	47.075	Social, Behavioral, and Economic Sciences	3,821	-
National Science Foundation	Direct		1946932	47.075	Social, Behavioral, and Economic Sciences	1,388,415	-
National Science Foundation	Direct		1948310	47.075	Social, Behavioral, and Economic Sciences	32,774	-
National Science Foundation	Direct		2001720	47.075	Social, Behavioral, and Economic Sciences	9,281	-
National Science Foundation	Direct		2013753	47.075	Social, Behavioral, and Economic Sciences	89,646	-
National Science Foundation	Direct		2017068	47.075	Social, Behavioral, and Economic Sciences	98,677	-
National Science Foundation	Direct		2018489	47.075	Social, Behavioral, and Economic Sciences	13,446	-
National Science Foundation	Direct		2018523	47.075	Social, Behavioral, and Economic Sciences	81,993	-
National Science Foundation	Direct		2020648	47.075	Social, Behavioral, and Economic Sciences	74,210	-
National Science Foundation	Direct		2020872	47.075	Social, Behavioral, and Economic Sciences	140,319	-
National Science Foundation	Direct		2023639	47.075	Social, Behavioral, and Economic Sciences	372,384	321,959
National Science Foundation	Direct		2027513	47.075	Social, Behavioral, and Economic Sciences	113	-
National Science Foundation	Direct		2027610	47.075	Social, Behavioral, and Economic Sciences	53,561	-
National Science Foundation	Direct		2027745	47.075	Social, Behavioral, and Economic Sciences	23,404	-
National Science Foundation	Direct		2027822	47.075	Social, Behavioral, and Economic Sciences	27,433	-
National Science Foundation	Direct		2027836	47.075	Social, Behavioral, and Economic Sciences	46,055	1,514
National Science Foundation	Direct		2030059	47.075	Social, Behavioral, and Economic Sciences	52,366	3,877
National Science Foundation	Direct		2035095	47.075	Social, Behavioral, and Economic Sciences	(1)	-
National Science Foundation	Direct		2041233	47.075	Social, Behavioral, and Economic Sciences	65,891	-
National Science Foundation	Direct		2041542	47.075	Social, Behavioral, and Economic Sciences	7,054	-
National Science Foundation	Direct		2042875	47.075	Social, Behavioral, and Economic Sciences	79,319	-
National Science Foundation	Direct		2048505	47.075	Social, Behavioral, and Economic Sciences	48,589	-
National Science Foundation	Direct		2050471	47.075	Social, Behavioral, and Economic Sciences	101,296	-
National Science Foundation	Direct		2104477	47.075	Social, Behavioral, and Economic Sciences	24,903	-
National Science Foundation	Direct		2115512	47.075	Social, Behavioral, and Economic Sciences	109,152	-
National Science Foundation	Direct		2116415	47.075	Social, Behavioral, and Economic Sciences	129,311	-
National Science Foundation	Direct		2117105	47.075	Social, Behavioral, and Economic Sciences	3,923	-
National Science Foundation	Direct		2117544	47.075	Social, Behavioral, and Economic Sciences	1,963	-
National Science Foundation	Direct		2121723	47.075	Social, Behavioral, and Economic Sciences	70,328	-
National Science Foundation	Direct		2121789	47.075	Social, Behavioral, and Economic Sciences	74,902	-
National Science Foundation	Direct		2126934	47.075	Social, Behavioral, and Economic Sciences	15,586	-
National Science Foundation	Direct		2128623	47.075	Social, Behavioral, and Economic Sciences	104,975	-
National Science Foundation	Direct		2133509	47.075	Social, Behavioral, and Economic Sciences	15,815	-
National Science Foundation	Direct		2134796	47.075	Social, Behavioral, and Economic Sciences	22,780	-
National Science Foundation	Direct		2136779	47.075	Social, Behavioral, and Economic Sciences	3,583	-
National Science Foundation	Direct		2147892	47.075	Social, Behavioral, and Economic Sciences	32,359	-
National Science Foundation	Direct		2148813	47.075	Social, Behavioral, and Economic Sciences	14,305	-
National Science Foundation	Direct		2209507	47.075	Social, Behavioral, and Economic Sciences	28,719	-
National Science Foundation	Pass-Through	American Sociological Association	Grant Agreement	47.075	Social, Behavioral, and Economic Sciences	12,800	-
National Science Foundation	Pass-Through	American Sociological Association	Grant Agreement	47.075	Social, Behavioral, and Economic Sciences	1,150	-
National Science Foundation	Pass-Through	American Sociological Association	Grant Agreement	47.075	Social, Behavioral, and Economic Sciences	3,635	-
National Science Foundation	Pass-Through	George Mason University	E2056731	47.075	Social, Behavioral, and Economic Sciences	13,908	-
National Science Foundation	Pass-Through	George Washington University	21-S28	47.075	Social, Behavioral, and Economic Sciences	8,064	-
National Science Foundation	Pass-Through	Johns Hopkins University	PO 2003171568	47.075	Social, Behavioral, and Economic Sciences	21,087	-
National Science Foundation	Pass-Through	Michigan State University	RC104160UM	47.075	Social, Behavioral, and Economic Sciences	1,000	-
National Science Foundation	Pass-Through	The American Political Science Association	Research Agreement	47.075	Social, Behavioral, and Economic Sciences	1,135	-
National Science Foundation	Pass-Through	The President and Fellows of Harvard College aka Harvard University	136392-5116305	47.075	Social, Behavioral, and Economic Sciences	71,620	-
National Science Foundation	Pass-Through	University of Wisconsin	AA93929	47.075	Social, Behavioral, and Economic Sciences	3,999	-
National Science Foundation	Pass-Through	Yale University	GR108055 (CON-80002055)	47.075	Social, Behavioral, and Economic Sciences	(4,221)	-
						\$ 12,694,616	\$ 833,445
National Science Foundation	Direct		1458375	47.076	Education and Human Resources	33,973	-
National Science Foundation	Direct		1502778	47.076	Education and Human Resources	79,048	-
National Science Foundation	Direct		1524967	47.076	Education and Human Resources	63,854	-
National Science Foundation	Direct		1611687	47.076	Education and Human Resources	2,203	-
National Science Foundation	Direct		1619681	47.076	Education and Human Resources	280,519	274,510
National Science Foundation	Direct		1621104	47.076	Education and Human Resources	203,824	21,815
National Science Foundation	Direct		1625397	47.076	Education and Human Resources	313,777	-
National Science Foundation	Direct		1665117	47.076	Education and Human Resources	37,968	-
National Science Foundation	Direct		1725837	47.076	Education and Human Resources	446,939	-
National Science Foundation	Direct		1760609	47.076	Education and Human Resources	(627)	-
National Science Foundation	Direct		1760788	47.076	Education and Human Resources	523,150	-
National Science Foundation	Direct		1761129	47.076	Education and Human Resources	242,360	-
National Science Foundation	Direct		1821488	47.076	Education and Human Resources	147,152	-
National Science Foundation	Direct		1821509	47.076	Education and Human Resources	195,282	-
National Science Foundation	Direct		1821574	47.076	Education and Human Resources	16,775	-
National Science Foundation	Direct		1821884	47.076	Education and Human Resources	82,247	-
National Science Foundation	Direct		1841052	47.076	Education and Human Resources	8,340,256	-
National Science Foundation	Direct		1845841	47.076	Education and Human Resources	245,941	-
National Science Foundation	Direct		1915345	47.076	Education and Human Resources	316,140	56,223
National Science Foundation	Direct		1915515	47.076	Education and Human Resources	138,643	-
National Science Foundation	Direct		1928501	47.076	Education and Human Resources	78	-
National Science Foundation	Direct		1930072	47.076	Education and Human Resources	232,660	89,095

University of Michigan
Schedule of Expenditures of Federal Awards
For the Year Ended June 30, 2022

Cluster Title/Federal Grantor/Program	Type	Pass-Through Grantor	Award Identifier	Assistance Listing		Federal Expenditures	Passed-Through to Subrecipients
				Number	Assistance Listing Program Title		
National Science Foundation	Direct		1937251	47.076	Education and Human Resources	392,398	-
National Science Foundation	Direct		1937509	47.076	Education and Human Resources	169,635	-
National Science Foundation	Direct		1942274	47.076	Education and Human Resources	99,165	-
National Science Foundation	Direct		1954967	47.076	Education and Human Resources	188,259	-
National Science Foundation	Direct		1954981	47.076	Education and Human Resources	111,083	-
National Science Foundation	Direct		2000189	47.076	Education and Human Resources	263,616	11,814
National Science Foundation	Direct		2000518	47.076	Education and Human Resources	140,243	-
National Science Foundation	Direct		2000579	47.076	Education and Human Resources	211,644	-
National Science Foundation	Direct		2000580	47.076	Education and Human Resources	49,490	-
National Science Foundation	Direct		2000602	47.076	Education and Human Resources	199,422	-
National Science Foundation	Direct		2000730	47.076	Education and Human Resources	179,667	46,544
National Science Foundation	Direct		2005812	47.076	Education and Human Resources	3,058	-
National Science Foundation	Direct		2013316	47.076	Education and Human Resources	112,290	28,813
National Science Foundation	Direct		2013410	47.076	Education and Human Resources	163,645	-
National Science Foundation	Direct		2014200	47.076	Education and Human Resources	117,505	-
National Science Foundation	Direct		2016707	47.076	Education and Human Resources	291,546	34,652
National Science Foundation	Direct		2021587	47.076	Education and Human Resources	325,682	28,791
National Science Foundation	Direct		2025805	47.076	Education and Human Resources	98,153	-
National Science Foundation	Direct		2027888	47.076	Education and Human Resources	36,920	-
National Science Foundation	Direct		2028370	47.076	Education and Human Resources	43,245	-
National Science Foundation	Direct		2030919	47.076	Education and Human Resources	95,949	-
National Science Foundation	Direct		2039445	47.076	Education and Human Resources	103,748	-
National Science Foundation	Direct		2043207	47.076	Education and Human Resources	138,018	-
National Science Foundation	Direct		2043430	47.076	Education and Human Resources	122,705	-
National Science Foundation	Direct		2045505	47.076	Education and Human Resources	135,739	-
National Science Foundation	Direct		2045568	47.076	Education and Human Resources	34,311	-
National Science Foundation	Direct		2054823	47.076	Education and Human Resources	178,560	-
National Science Foundation	Direct		2055164	47.076	Education and Human Resources	306,839	-
National Science Foundation	Direct		2055166	47.076	Education and Human Resources	144,581	-
National Science Foundation	Direct		2055375	47.076	Education and Human Resources	1,934	-
National Science Foundation	Direct		2109942	47.076	Education and Human Resources	317,764	111,807
National Science Foundation	Direct		2110824	47.076	Education and Human Resources	16,579	-
National Science Foundation	Direct		2114840	47.076	Education and Human Resources	212,440	-
National Science Foundation	Direct		2120252	47.076	Education and Human Resources	32,917	-
National Science Foundation	Direct		2120929	47.076	Education and Human Resources	44,083	-
National Science Foundation	Direct		2121123	47.076	Education and Human Resources	53,683	-
National Science Foundation	Direct		2133996	47.076	Education and Human Resources	13,812	-
National Science Foundation	Direct		2143028	47.076	Education and Human Resources	9,915	-
National Science Foundation	Pass-Through	Boston University	4500003920	47.076	Education and Human Resources	226,069	-
National Science Foundation	Pass-Through	Iowa State University of Science and Technology (aka Iowa State University)	016174B	47.076	Education and Human Resources	36,537	-
National Science Foundation	Pass-Through	Michigan State University	RC104925UM	47.076	Education and Human Resources	38,827	-
National Science Foundation	Pass-Through	Michigan State University	RC107563UM	47.076	Education and Human Resources	84,988	-
National Science Foundation	Pass-Through	Rutgers, The State University of New Jersey	5920	47.076	Education and Human Resources	169,984	-
National Science Foundation	Pass-Through	Rutgers, The State University of New Jersey	827931	47.076	Education and Human Resources	106,131	-
National Science Foundation	Pass-Through	University of Missouri	C00070026-1	47.076	Education and Human Resources	29,636	-
National Science Foundation	Pass-Through	University of Nebraska	45-2205-1001-301	47.076	Education and Human Resources	6,247	-
National Science Foundation	Pass-Through	University of North Carolina at Greensboro	20210292	47.076	Education and Human Resources	54,917	-
National Science Foundation	Pass-Through	University of San Diego	A20-0022-S002	47.076	Education and Human Resources	14,930	-
National Science Foundation	Pass-Through	University of Wisconsin	0000001577	47.076	Education and Human Resources	40,467	-
						\$ 17,911,138	\$ 704,064
National Science Foundation	Direct		1936769	47.078	Polar Programs	153,089	-
National Science Foundation	Direct		1953960	47.078	Polar Programs	6,043	-
National Science Foundation	Direct		2000493	47.078	Polar Programs	200,523	-
National Science Foundation	Direct		2040377	47.078	Polar Programs	29,487	-
National Science Foundation	Direct		2055455	47.078	Polar Programs	74,769	-
						\$ 463,911	\$ -
National Science Foundation	Direct		1658650	47.079	Office of International Science and Engineering	7,242	-
National Science Foundation	Direct		1827075	47.079	Office of International Science and Engineering	43,838	-
National Science Foundation	Direct		2122228	47.079	Office of International Science and Engineering	72,718	-
National Science Foundation	Pass-Through	Smithsonian Institution	21-SUBC-440-0000452390	47.079	Office of International Science and Engineering	13,302	-
National Science Foundation	Pass-Through	University of North Carolina at Chapel Hill	5113293	47.079	Office of International Science and Engineering	77,812	-
National Science Foundation	Pass-Through	University of Wisconsin	0000000758	47.079	Office of International Science and Engineering	13,468	-
National Science Foundation	Pass-Through	Virginia Polytechnic Institute and State University	479477-19337	47.079	Office of International Science and Engineering	14,729	-
						\$ 243,109	\$ -
National Science Foundation	Direct		1545858	47.083	Integrative Activities	491,035	69,440
National Science Foundation	Direct		1934494	47.083	Integrative Activities	126,966	-
National Science Foundation	Direct		1936940	47.083	Integrative Activities	161,875	157,322
National Science Foundation	Direct		2020010	47.083	Integrative Activities	91,314	-
National Science Foundation	Direct		2029518	47.083	Integrative Activities	(22,180)	-
National Science Foundation	Direct		2029556	47.083	Integrative Activities	48,305	-
National Science Foundation	Direct		2033558	47.083	Integrative Activities	32,714	20,971
National Science Foundation	Direct		2137469	47.083	Integrative Activities	441,019	83,469
National Science Foundation	Pass-Through	Massachusetts Institute of Technology	S5462	47.083	Integrative Activities	166,056	-
National Science Foundation	Pass-Through	Michigan Technological University	19050132Z	47.083	Integrative Activities	34,162	-
National Science Foundation	Pass-Through	Ohio State University, The	GR125364/SPC-100000574	47.083	Integrative Activities	19,041	-
						\$ 1,590,307	\$ 331,202
National Science Foundation	Direct		2034557	47.RD		283,609	-
National Science Foundation	Direct		2049988	47.RD		35,925	-

**University of Michigan
Schedule of Expenditures of Federal Awards
For the Year Ended June 30, 2022**

Cluster Title/Federal Grantor/Program	Type	Pass-Through Grantor	Award Identifier	Assistance Listing		Federal Expenditures	Passed-Through to Subrecipients
				Number	Assistance Listing Program Title		
National Science Foundation	Direct		2050306	47.RD		194,145	-
National Science Foundation	Direct		2135965	47.RD		243,893	-
National Science Foundation	Direct		49100420C0020	47.RD		20,894	5,555
National Science Foundation	Direct		49100420C0020	47.RD		297,076	143,208
National Science Foundation	Direct		49100421C0018	47.RD		441,986	-
National Science Foundation	Direct		IPA Agreement	47.RD		(8,921)	-
National Science Foundation	Direct		IPA Agreement	47.RD		214,857	-
National Science Foundation	Pass-Through	American Sociological Association	Grant Agreement	47.RD		250	-
National Science Foundation	Pass-Through	Boston University	4500003044	47.RD		20,171	-
National Science Foundation	Pass-Through	Boston University	4500003219	47.RD		(22,363)	-
National Science Foundation	Pass-Through	Boston University	4500003736	47.RD		198,099	-
National Science Foundation	Pass-Through	Boston University	4500003737	47.RD		598	-
National Science Foundation	Pass-Through	Boston University	4500003738	47.RD		29,661	-
National Science Foundation	Pass-Through	Boston University	4500003927	47.RD		73,423	-
National Science Foundation	Pass-Through	Boston University	4500003928	47.RD		18,313	-
National Science Foundation	Pass-Through	Coleridge Initiative, Inc.	Subcontract Agreement	47.RD		231,975	-
National Science Foundation	Pass-Through	Computing Research Association (CRA)	2021CIF-UMichigan-60	47.RD		48,968	-
National Science Foundation	Pass-Through	Indiana University	BL-4843252-UM	47.RD		34,177	-
National Science Foundation	Pass-Through	iReprogram, LLC	2035827	47.RD		100,154	-
National Science Foundation	Pass-Through	MONSTR Sense Technologies, LLC	Research Agreement	47.RD		(1,506)	-
National Science Foundation	Pass-Through	OFM Research	NSF ICER-20-26904	47.RD		22,593	-
National Science Foundation	Pass-Through	Princeton University	SUB0000275	47.RD		122,325	-
National Science Foundation	Pass-Through	Spirrow Therapeutics	Research Agreement	47.RD		61,143	-
						\$ 2,661,445	\$ 148,763
			Total National Science Foundation			\$ 113,635,603	\$ 5,851,884
Small Business Administration	Pass-Through	Flint, City of	SBA Agreement	59.077	Community Navigator Pilot Program	\$ 4,086	\$ -
			Total Small Business Administration			\$ 4,086	\$ -
Veterans Affairs, Department of	Direct		36C24119C0060	64.RD		\$ (783)	\$ -
Veterans Affairs, Department of	Direct		36C24119C0060	64.RD		13,544	-
Veterans Affairs, Department of	Direct		36C24119C0060	64.RD		64,488	-
Veterans Affairs, Department of	Direct		36C24E21C0002	64.RD		17,853	-
Veterans Affairs, Department of	Direct		36C24E21C0002	64.RD		91,991	-
Veterans Affairs, Department of	Direct		36C24E21P0201	64.RD		53,814	-
Veterans Affairs, Department of	Direct		36C25018C0241	64.RD		14,548	-
Veterans Affairs, Department of	Direct		36C25018C0267	64.RD		1,010	-
Veterans Affairs, Department of	Direct		36C25019C0203	64.RD		(148)	-
Veterans Affairs, Department of	Direct		36C25019C0203/PO 506C10222	64.RD		29,149	-
Veterans Affairs, Department of	Direct		36C25020D0073	64.RD		51,014	-
Veterans Affairs, Department of	Direct		36C25020D0073	64.RD		9,065	-
Veterans Affairs, Department of	Direct		36C25020D0073	64.RD		3,736	-
Veterans Affairs, Department of	Direct		36C25020D0073	64.RD		257	-
Veterans Affairs, Department of	Direct		36C25020D0073	64.RD		5,855	-
Veterans Affairs, Department of	Direct		36C25020P1710	64.RD		5,732	-
Veterans Affairs, Department of	Direct		36C25020P1710	64.RD		3,481	-
Veterans Affairs, Department of	Direct		36C25020P1772	64.RD		(972)	-
Veterans Affairs, Department of	Direct		36C25020P1772	64.RD		7,149	-
Veterans Affairs, Department of	Direct		36C25021C0159/PO 506D17007	64.RD		54,399	-
Veterans Affairs, Department of	Direct		36C25021Q1118	64.RD		3,504	-
Veterans Affairs, Department of	Direct		36C25022P0351	64.RD		6,112	-
Veterans Affairs, Department of	Direct		IPA - Akinleye, Olukemi	64.RD		33,105	-
Veterans Affairs, Department of	Direct		IPA - Anderson, Barry	64.RD		(12)	-
Veterans Affairs, Department of	Direct		IPA - Anderson, Barry	64.RD		4,809	-
Veterans Affairs, Department of	Direct		IPA Beyer-Duncan Merit, Lis	64.RD		9,923	-
Veterans Affairs, Department of	Direct		IPA - Cassone, Marco	64.RD		4,204	-
Veterans Affairs, Department of	Direct		IPA - Chen, Jijun	64.RD		7,517	-
Veterans Affairs, Department of	Direct		IPA - Eichler, Tad	64.RD		37,003	-
Veterans Affairs, Department of	Direct		IPA - Garlick, James	64.RD		15,762	-
Veterans Affairs, Department of	Direct		IPA - Guy, Joey Lee	64.RD		7,823	-
Veterans Affairs, Department of	Direct		IPA - Guy, Joey Lee	64.RD		7,823	-
Veterans Affairs, Department of	Direct		IPA - Haus, Eileen	64.RD		20,457	-
Veterans Affairs, Department of	Direct		IPA - Haus, Eileen	64.RD		39,918	-
Veterans Affairs, Department of	Direct		IPA - Helminski, Danielle	64.RD		(2,366)	-
Veterans Affairs, Department of	Direct		IPA - Krans, Amy	64.RD		17,544	-
Veterans Affairs, Department of	Direct		IPA - Krans, Amy	64.RD		59,713	-
Veterans Affairs, Department of	Direct		IPA - Lec, Soo Jung	64.RD		(125)	-
Veterans Affairs, Department of	Direct		IPA - Lec, Soo Jung	64.RD		427	-
Veterans Affairs, Department of	Direct		IPA - Ojeda, Lauro	64.RD		5,048	-
Veterans Affairs, Department of	Direct		IPA Pasiak, Sara	64.RD		9,335	-
Veterans Affairs, Department of	Direct		IPA Quinn, Martha	64.RD		5,234	-
Veterans Affairs, Department of	Direct		IPA - Ratliff, Erika	64.RD		2,320	-
Veterans Affairs, Department of	Direct		IPA - Tank, Elizabeth	64.RD		288	-
Veterans Affairs, Department of	Direct		IPA - Tank, Elizabeth	64.RD		712	-
Veterans Affairs, Department of	Direct		IPA - Tank, Elizabeth	64.RD		13,272	-
Veterans Affairs, Department of	Direct		IPA - Villegas-Umana, Emily T.	64.RD		185	-
Veterans Affairs, Department of	Direct		IPA - Villegas-Umana, Emily T.	64.RD		(5,216)	-
Veterans Affairs, Department of	Direct		IPA - Villegas-Umana, Emily T.	64.RD		18,734	-

University of Michigan
Schedule of Expenditures of Federal Awards
For the Year Ended June 30, 2022

Cluster Title/Federal Grantor/Program	Type	Pass-Through Grantor	Award Identifier	Assistance Listing		Federal Expenditures	Passed-Through to Subrecipients
				Number	Assistance Listing Program Title		
Veterans Affairs, Department of	Direct		IPA - Yu, Fen	64.RD		46,071	-
Veterans Affairs, Department of	Direct		IPA - Yu, Fen	64.RD		13,902	-
Veterans Affairs, Department of	Direct		IPA - Zhang, Xiaojie	64.RD		12,575	-
Veterans Affairs, Department of	Direct		IPA Agreement - Bing He	64.RD		12,654	-
Veterans Affairs, Department of	Direct		IPA Amanda Huber	64.RD		24,469	-
Veterans Affairs, Department of	Direct		IPA- Augustiniak, Alyssa	64.RD		5,806	-
Veterans Affairs, Department of	Direct		IPA Baker, Nicki	64.RD		35,540	-
Veterans Affairs, Department of	Direct		IPA Cartee, Naw May Pearl	64.RD		11,105	-
Veterans Affairs, Department of	Direct		IPA Chen, Jenny	64.RD		51,524	-
Veterans Affairs, Department of	Direct		IPA Chuikov, Sergei	64.RD		6,703	-
Veterans Affairs, Department of	Direct		IPA Cohn, Amy	64.RD		28	-
Veterans Affairs, Department of	Direct		IPA Cohn, Amy	64.RD		10,819	-
Veterans Affairs, Department of	Direct		IPA Cohn, Amy	64.RD		32,455	-
Veterans Affairs, Department of	Direct		IPA Denton, Brian	64.RD		14,603	-
Veterans Affairs, Department of	Direct		IPA Fisher, Elizabeth	64.RD		18,029	-
Veterans Affairs, Department of	Direct		IPA Funes Lora, Miguel	64.RD		6,848	-
Veterans Affairs, Department of	Direct		IPA Funes Lora, Miguel	64.RD		61,525	-
Veterans Affairs, Department of	Direct		IPA Geisendorfer, Max	64.RD		5,772	-
Veterans Affairs, Department of	Direct		IPA- Haus, Eileen M.	64.RD		8,523	-
Veterans Affairs, Department of	Direct		IPA Henry Moon	64.RD		1,534	-
Veterans Affairs, Department of	Direct		IPA Henry Moon	64.RD		(463)	-
Veterans Affairs, Department of	Direct		IPA Jie Zhu	64.RD		55,890	-
Veterans Affairs, Department of	Direct		IPA Kanicki,Ariane	64.RD		57,825	-
Veterans Affairs, Department of	Direct		IPA Kanicki,Ariane	64.RD		7,881	-
Veterans Affairs, Department of	Direct		IPA Landis-Lewis	64.RD		27,242	-
Veterans Affairs, Department of	Direct		IPA Lavieri, Mariel	64.RD		8,583	-
Veterans Affairs, Department of	Direct		IPA Lumeng, Carey	64.RD		6,580	-
Veterans Affairs, Department of	Direct		IPA Lumeng, Carey	64.RD		5,004	-
Veterans Affairs, Department of	Direct		IPA Martin,Catherine	64.RD		624	-
Veterans Affairs, Department of	Direct		IPA Matick, Hannah	64.RD		36,316	-
Veterans Affairs, Department of	Direct		IPA Myers, Gregory	64.RD		34,500	-
Veterans Affairs, Department of	Direct		IPA Newman, Sean	64.RD		30,580	-
Veterans Affairs, Department of	Direct		IPA Pasiak, Sara	64.RD		15,797	-
Veterans Affairs, Department of	Direct		IPA Pepple, Ashley	64.RD		(3,534)	-
Veterans Affairs, Department of	Direct		IPA Prieskorn, Diane	64.RD		1,927	-
Veterans Affairs, Department of	Direct		IPA Prieskorn-Duncan Merit, Di	64.RD		13,654	-
Veterans Affairs, Department of	Direct		IPA Quinn, Martha	64.RD		2,376	-
Veterans Affairs, Department of	Direct		IPA- Robinson, Dan	64.RD		3,938	-
Veterans Affairs, Department of	Direct		IPA Scisney-Matlock, Margaret	64.RD		(422)	-
Veterans Affairs, Department of	Direct		IPA Shah, Nidhi	64.RD		(3,018)	-
Veterans Affairs, Department of	Direct		IPA Shaikh, Navid	64.RD		29,988	-
Veterans Affairs, Department of	Direct		IPA Shaikh, Navid	64.RD		15,009	-
Veterans Affairs, Department of	Direct		IPA Shaneta Waddy	64.RD		13,013	-
Veterans Affairs, Department of	Direct		IPA Swallow, Kathleen	64.RD		10,100	-
Veterans Affairs, Department of	Direct		IPA- Villegas-Umana, Emily T.	64.RD		5,886	-
Veterans Affairs, Department of	Direct		IPA West, Brady	64.RD		7,290	-
Veterans Affairs, Department of	Direct		IPA Yon, Sarah	64.RD		5,763	-
Veterans Affairs, Department of	Direct		IPA Yu, Xianshi	64.RD		9,615	-
Veterans Affairs, Department of	Direct		IPA Zhang, Lan	64.RD		10,589	-
Veterans Affairs, Department of	Direct		IPA Zhang, Peng	64.RD		(2,981)	-
Veterans Affairs, Department of	Direct		IPA Zhang, Peng	64.RD		20,401	-
Veterans Affairs, Department of	Direct		IPA Zhao, Lili	64.RD		2,251	-
Veterans Affairs, Department of	Direct		IPA Zhu, Ji	64.RD		2,281	-
Veterans Affairs, Department of	Direct		IPA Zhu, Ji	64.RD		20,538	-
Veterans Affairs, Department of	Direct		IPA Zhu, Ji	64.RD		25,327	-
Veterans Affairs, Department of	Direct		IPA, Kim, Myra	64.RD		79,642	-
Veterans Affairs, Department of	Direct		IPA-Althuis, Katie	64.RD		12,529	-
Veterans Affairs, Department of	Direct		IPA-Althuis, Katie	64.RD		68,382	-
Veterans Affairs, Department of	Direct		IPA-Ameling, Jessica	64.RD		2,201	-
Veterans Affairs, Department of	Direct		IPA-Ameling, Jessica (Project:	64.RD		9,616	-
Veterans Affairs, Department of	Direct		IPA-Ameling, Jessica (Project:	64.RD		20,966	-
Veterans Affairs, Department of	Direct		IPA-Andrew Ryan	64.RD		9,721	-
Veterans Affairs, Department of	Direct		IPA-Ashe,Doctor	64.RD		3,830	-
Veterans Affairs, Department of	Direct		IPA-Ashe,Doctor-Mikahal	64.RD		26,913	-
Veterans Affairs, Department of	Direct		IPA-Bell, Alexander	64.RD		6,721	-
Veterans Affairs, Department of	Direct		IPA-Bell, Alexander	64.RD		3,393	-
Veterans Affairs, Department of	Direct		IPA-Bragg-Gresham, Jennifer	64.RD		9,312	-
Veterans Affairs, Department of	Direct		IPA-Cartee, Naw May Pearl	64.RD		23,050	-
Veterans Affairs, Department of	Direct		IPA-Cassone, Marco	64.RD		6,617	-
Veterans Affairs, Department of	Direct		IPA-Chan, Chiao-Li	64.RD		14,698	-
Veterans Affairs, Department of	Direct		IPA-Corbin, Sayre	64.RD		17,423	-
Veterans Affairs, Department of	Direct		IPA-Corbin, Sayre	64.RD		32,775	-
Veterans Affairs, Department of	Direct		IPA-Corbin, Sayre	64.RD		26,816	-
Veterans Affairs, Department of	Direct		IPA-Craig Galban	64.RD		3,525	-
Veterans Affairs, Department of	Direct		IPA-DeVries, Raymond	64.RD		21,475	-
Veterans Affairs, Department of	Direct		IPA-Ehrlinger, Rachel	64.RD		13,275	-
Veterans Affairs, Department of	Direct		IPA-Ehrlinger, Rachel	64.RD		27,264	-
Veterans Affairs, Department of	Direct		IPA-Engle, Jason	64.RD		13,528	-

University of Michigan
Schedule of Expenditures of Federal Awards
For the Year Ended June 30, 2022

Cluster Title/Federal Grantor/Program	Type	Pass-Through Grantor	Award Identifier	Assistance Listing		Federal Expenditures	Passed-Through to Subrecipients
				Number	Assistance Listing Program Title		
Veterans Affairs, Department of	Direct		IPA-Engle, Jason	64.RD		30,799	-
Veterans Affairs, Department of	Direct		IPA-Gaines, Clarice	64.RD		2,228	-
Veterans Affairs, Department of	Direct		IPA-Galban, Craig Jeffrey	64.RD		9,879	-
Veterans Affairs, Department of	Direct		IPA-Ganguly, Anutosh	64.RD		10,451	-
Veterans Affairs, Department of	Direct		IPA-Ganguly, Anutosh	64.RD		76,645	-
Veterans Affairs, Department of	Direct		IPA-Gibson, Kristen	64.RD		4,370	-
Veterans Affairs, Department of	Direct		IPA-Gibson, Kristen	64.RD		7,318	-
Veterans Affairs, Department of	Direct		IPA-Girard, Rachel	64.RD		43,136	-
Veterans Affairs, Department of	Direct		IPA-Goldman, Erin	64.RD		48,326	-
Veterans Affairs, Department of	Direct		IPA-Goldman, Erin	64.RD		5,965	-
Veterans Affairs, Department of	Direct		IPA-Guo, Chiao	64.RD		57,829	-
Veterans Affairs, Department of	Direct		IPA-Ha, Jinkyung	64.RD		4,194	-
Veterans Affairs, Department of	Direct		IPA-Ha, Jinkyung	64.RD		17,201	-
Veterans Affairs, Department of	Direct		IPA-Ha, Jinkyung	64.RD		9,087	-
Veterans Affairs, Department of	Direct		IPA-Ha, Jinkyung	64.RD		15,377	-
Veterans Affairs, Department of	Direct		IPA-Han, Yun	64.RD		6,250	-
Veterans Affairs, Department of	Direct		IPA-Hibbard, Clarice	64.RD		12,712	-
Veterans Affairs, Department of	Direct		IPA-Hoelscher, Alise	64.RD		2,207	-
Veterans Affairs, Department of	Direct		IPA-Hoelscher, Alise	64.RD		9,786	-
Veterans Affairs, Department of	Direct		IPA-Hoelscher, Alise	64.RD		62,958	-
Veterans Affairs, Department of	Direct		IPA-Holcombe, Sven	64.RD		(2,740)	-
Veterans Affairs, Department of	Direct		IPA-Holcombe, Sven	64.RD		19,274	-
Veterans Affairs, Department of	Direct		IPA-Jannausch, Mary Louise	64.RD		8,111	-
Veterans Affairs, Department of	Direct		IPA-Jannausch, Mary	64.RD		(791)	-
Veterans Affairs, Department of	Direct		IPA-K. Clines	64.RD		16,704	-
Veterans Affairs, Department of	Direct		IPA-Kabara, Lisa	64.RD		58,136	-
Veterans Affairs, Department of	Direct		IPA-Kabara, Lisa	64.RD		42,402	-
Veterans Affairs, Department of	Direct		IPA-Katrina Clines	64.RD		45,760	-
Veterans Affairs, Department of	Direct		IPA-Kim, Hyungjin	64.RD		(1,623)	-
Veterans Affairs, Department of	Direct		IPA-Kim, Myra	64.RD		19,649	-
Veterans Affairs, Department of	Direct		IPA-Krenz, Christopher	64.RD		8,409	-
Veterans Affairs, Department of	Direct		IPA-Krenz, Christopher Dean	64.RD		1,757	-
Veterans Affairs, Department of	Direct		IPA-Lahiri, Shayanki	64.RD		10,862	-
Veterans Affairs, Department of	Direct		IPA-Lunde, Robert	64.RD		27,461	-
Veterans Affairs, Department of	Direct		IPA-MacLeod, Colin	64.RD		5,247	-
Veterans Affairs, Department of	Direct		IPA-MacLeod, Colin	64.RD		(25)	-
Veterans Affairs, Department of	Direct		IPA-MacLeod, Colin	64.RD		28,418	-
Veterans Affairs, Department of	Direct		IPA-Mantey, Julia	64.RD		4,191	-
Veterans Affairs, Department of	Direct		IPA-Mantey, Julia	64.RD		6,541	-
Veterans Affairs, Department of	Direct		IPA-McCloskey, Lisa	64.RD		40,796	-
Veterans Affairs, Department of	Direct		IPA-McCloskey, Lisa	64.RD		39,069	-
Veterans Affairs, Department of	Direct		IPA-McRobert, Erin	64.RD		13,919	-
Veterans Affairs, Department of	Direct		IPA-McRobert, Erin	64.RD		(4,343)	-
Veterans Affairs, Department of	Direct		IPA-McRobert, Erin	64.RD		7,998	-
Veterans Affairs, Department of	Direct		IPA-Nowak, Michael	64.RD		1,243	-
Veterans Affairs, Department of	Direct		IPA-Nowak, Michael	64.RD		6,824	-
Veterans Affairs, Department of	Direct		IPA-Ojeda, Lauro	64.RD		14,412	-
Veterans Affairs, Department of	Direct		IPA-Padgett, Michael	64.RD		1,375	-
Veterans Affairs, Department of	Direct		IPA-Ryan, Kerry	64.RD		14,867	-
Veterans Affairs, Department of	Direct		IPA-Ryan, Kerry Ann	64.RD		4,610	-
Veterans Affairs, Department of	Direct		IPA-Sanborn, Cathy	64.RD		(523)	-
Veterans Affairs, Department of	Direct		IPA-Sanborn, Cathy	64.RD		10,708	-
Veterans Affairs, Department of	Direct		IPA-Selbmann, Kayla	64.RD		26,952	-
Veterans Affairs, Department of	Direct		IPA-Selbmann, Kayla	64.RD		5,527	-
Veterans Affairs, Department of	Direct		IPA-Semerad, Jay	64.RD		817	-
Veterans Affairs, Department of	Direct		IPA-Semerad, Jay	64.RD		3,263	-
Veterans Affairs, Department of	Direct		IPA-Shah, Nidhi	64.RD		19,842	-
Veterans Affairs, Department of	Direct		IPA-Shaikh, Navid	64.RD		29,344	-
Veterans Affairs, Department of	Direct		IPA-Steffick, Diane	64.RD		12,900	-
Veterans Affairs, Department of	Direct		IPA-Stephany Ortiz Chavez	64.RD		14,859	-
Veterans Affairs, Department of	Direct		IPA-Teitz-Tennenbaum, Seagal	64.RD		106,875	-
Veterans Affairs, Department of	Direct		IPA-Toma, Mariam	64.RD		(3,158)	-
Veterans Affairs, Department of	Direct		IPA-Toma, Mariam	64.RD		55,464	-
Veterans Affairs, Department of	Direct		IPA-Turner, Cassandra	64.RD		26,937	-
Veterans Affairs, Department of	Direct		IPA-Vanheyningen, Debora	64.RD		61,663	-
Veterans Affairs, Department of	Direct		IPA-Venugopal, Jessica	64.RD		51,492	-
Veterans Affairs, Department of	Direct		IPA-Wang, Xiao Qing	64.RD		43,271	-
Veterans Affairs, Department of	Direct		IPA-Wells, Joanna	64.RD		9,156	-
Veterans Affairs, Department of	Direct		IPA-Wells, Joanna	64.RD		43,910	-
Veterans Affairs, Department of	Direct		IPA-Wilson, Ian	64.RD		4,606	-
Veterans Affairs, Department of	Direct		IPA-Wilson, Ian	64.RD		20,683	-
Veterans Affairs, Department of	Direct		IPA-Wilson, Ian Matthew	64.RD		5,782	-
Veterans Affairs, Department of	Direct		IPA-Worley, Matthew	64.RD		2,795	-
Veterans Affairs, Department of	Direct		IPA-Wyncoot, April	64.RD		3,106	-
Veterans Affairs, Department of	Direct		IPA-Xu, Jintao	64.RD		7,690	-
Veterans Affairs, Department of	Direct		IPA-Xu, Jintao	64.RD		4,473	-
Veterans Affairs, Department of	Direct		IPA-Xu, Jintao	64.RD		65,880	-
Veterans Affairs, Department of	Direct		IPA-Yeagley, Emily	64.RD		30,994	-

**University of Michigan
Schedule of Expenditures of Federal Awards
For the Year Ended June 30, 2022**

Cluster Title/Federal Grantor/Program	Type	Pass-Through Grantor	Award Identifier	Assistance Listing		Assistance Listing Program Title	Federal Expenditures	Passed-Through to Subrecipients
				Number				
Veterans Affairs, Department of	Direct		IPA-Yeagley,Emily	64.RD			2,720	-
Veterans Affairs, Department of	Direct		IPA-Yeagley,Emily	64.RD			3,626	-
Veterans Affairs, Department of	Direct		IPA-Zhang, Xiaojie	64.RD			26,075	-
Veterans Affairs, Department of	Direct		VA - Zikmund-Fisher, Brian	64.RD			7,784	-
Veterans Affairs, Department of	Direct		VA IPA - Jie Zhu	64.RD			12,226	-
Veterans Affairs, Department of	Direct		VA IPA - Krishna, Aradhna	64.RD			6,372	-
Veterans Affairs, Department of	Direct		VA IPA Debra Klein	64.RD			18,935	-
Veterans Affairs, Department of	Direct		VA IPA Dolan,David	64.RD			2,057	-
Veterans Affairs, Department of	Direct		VA IPA Dolan,David	64.RD			15,052	-
Veterans Affairs, Department of	Direct		VA IPA Martin, Catherine	64.RD			2,521	-
Veterans Affairs, Department of	Direct		VA IPA Martin, Catherine	64.RD			57,525	-
Veterans Affairs, Department of	Direct		VA IPA Turnwald,Molly	64.RD			(795)	-
Veterans Affairs, Department of	Direct		VA IPA Waddy,Shaneta	64.RD			17,695	-
Veterans Affairs, Department of	Direct		VA IPA Wang,Zhuwen	64.RD			23,410	-
Veterans Affairs, Department of	Direct		VA IPA-Ardian Coku	64.RD			36,341	-
Veterans Affairs, Department of	Direct		VA IPA-Emily Walker	64.RD			27,535	-
Veterans Affairs, Department of	Direct		VA IPA-Emily Walker	64.RD			28,917	-
Veterans Affairs, Department of	Direct		VA IPA-S. Im	64.RD			40,728	-
Veterans Affairs, Department of	Direct		VA/PA Bauer, David	64.RD			(64)	-
Veterans Affairs, Department of	Direct		VA-IPA-Kim, Hyungjin 2020	64.RD			(6,493)	-
			Total Veterans Affairs, Department of				<u>\$ 3,921,448</u>	<u>\$ -</u>
Environmental Protection Agency	Direct		84004201	66.034		Surveys, Studies, Research, Investigations, Demonstrations, and Special Purpose Activities Relating to the Clean Air Act	\$ (704)	\$ -
Environmental Protection Agency	Pass-Through	Michigan, State of, Environment, Great Lakes, and Energy, Department of	AQDGG2020P2	66.034		Surveys, Studies, Research, Investigations, Demonstrations, and Special Purpose Activities Relating to the Clean Air Act	58,193	-
							<u>\$ 57,489</u>	<u>\$ -</u>
Environmental Protection Agency	Pass-Through	Michigan, State of, Environment, Great Lakes, and Energy, Department of	2017-0019	66.460		Nonpoint Source Implementation Grants	\$ 122,040	\$ -
Environmental Protection Agency	Pass-Through	Michigan, State of, Environment, Great Lakes, and Energy, Department of	2020-2509	66.469		Great Lakes Program	\$ 575,589	\$ -
Environmental Protection Agency	Direct		84025601	66.509		Science To Achieve Results (STAR) Research Program P3 Award: National Student Design Competition for Sustainability	\$ 95,666	\$ -
							<u>\$ 7,581</u>	<u>\$ -</u>
Environmental Protection Agency	Direct		SU-84015301	66.516			\$ 183,005	\$ 19,753
Environmental Protection Agency	Pass-Through	Health Effects Institute (HEI)	#4966-RFA18-1/19-2-2	66.RD			(74,885)	-
Environmental Protection Agency	Pass-Through	Health Effects Institute (HEI)	4966-RFA18-1/19-2	66.RD			76,225	11,072
Environmental Protection Agency	Pass-Through	Health Effects Institute (HEI)	4966-RFA18-1/19-2-3	66.RD			132,955	-
Environmental Protection Agency	Pass-Through	Tetra Tech MPS	EP-C-17-046	66.RD				-
							<u>\$ 317,300</u>	<u>\$ 30,825</u>
			Total Environmental Protection Agency				<u>\$ 1,175,665</u>	<u>\$ 30,825</u>
Nuclear Regulatory Commission	Direct		31310018M0030	77.008		U.S. Nuclear Regulatory Commission Scholarship and Fellowship Program	\$ 69,862	\$ -
Nuclear Regulatory Commission	Direct		31310019M0005	77.008		U.S. Nuclear Regulatory Commission Scholarship and Fellowship Program	207,606	-
Nuclear Regulatory Commission	Direct		31310021M0001	77.008		U.S. Nuclear Regulatory Commission Scholarship and Fellowship Program	138,433	50,926
Nuclear Regulatory Commission	Direct		NRC-HQ-84-16-G-0010	77.008		U.S. Nuclear Regulatory Commission Scholarship and Fellowship Program	(480)	-
							<u>\$ 415,421</u>	<u>\$ 50,926</u>
Nuclear Regulatory Commission	Direct		31310020C0009	77.RD			\$ 121,148	\$ -
Nuclear Regulatory Commission	Pass-Through	Information Systems Laboratories	31310021F0038	77.RD			232,137	-
Nuclear Regulatory Commission	Pass-Through	UT-Battelle, LLC	4000182841	77.RD			11,198	-
							<u>\$ 364,483</u>	<u>\$ -</u>
			Total Nuclear Regulatory Commission				<u>\$ 779,904</u>	<u>\$ 50,926</u>
Energy, Department of	Direct		DE-FG02-08ER15931	81.049		Office of Science Financial Assistance Program	\$ 296,224	\$ -
Energy, Department of	Direct		DE-NA0002956	81.049		Office of Science Financial Assistance Program	57	-
Energy, Department of	Direct		DE-NA0004030	81.049		Office of Science Financial Assistance Program	49,328	35,328
Energy, Department of	Direct		DE-SC0001939	81.049		Office of Science Financial Assistance Program	588	(2,685)
Energy, Department of	Direct		DE-SC0004871	81.049		Office of Science Financial Assistance Program	203,447	-
Energy, Department of	Direct		DE-SC0004888	81.049		Office of Science Financial Assistance Program	310,187	-
Energy, Department of	Direct		DE-SC0006587	81.049		Office of Science Financial Assistance Program	118,063	-
Energy, Department of	Direct		DE-SC0006628	81.049		Office of Science Financial Assistance Program	195,025	-
Energy, Department of	Direct		DE-SC0007859	81.049		Office of Science Financial Assistance Program	2,217,174	-
Energy, Department of	Direct		DE-SC0008637	81.049		Office of Science Financial Assistance Program	1,822,803	20,546
Energy, Department of	Direct		DE-SC0012479	81.049		Office of Science Financial Assistance Program	81,458	-
Energy, Department of	Direct		DE-SC0012482	81.049		Office of Science Financial Assistance Program	6,541	-
Energy, Department of	Direct		DE-SC0013393	81.049		Office of Science Financial Assistance Program	196,720	-
Energy, Department of	Direct		DE-SC0013562	81.049		Office of Science Financial Assistance Program	186,300	-
Energy, Department of	Direct		DE-SC0016206	81.049		Office of Science Financial Assistance Program	156,354	-
Energy, Department of	Direct		DE-SC0016384	81.049		Office of Science Financial Assistance Program	277,156	-
Energy, Department of	Direct		DE-SC0016489	81.049		Office of Science Financial Assistance Program	13,143	-
Energy, Department of	Direct		DE-SC0016804	81.049		Office of Science Financial Assistance Program	(5,138)	-
Energy, Department of	Direct		DE-SC0016804	81.049		Office of Science Financial Assistance Program	23,535	-
Energy, Department of	Direct		DE-SC0016808	81.049		Office of Science Financial Assistance Program	364,712	124,415
Energy, Department of	Direct		DE-SC0017380	81.049		Office of Science Financial Assistance Program	(24)	-
Energy, Department of	Direct		DE-SC0018018	81.049		Office of Science Financial Assistance Program	157,446	-
Energy, Department of	Direct		DE-SC0018173	81.049		Office of Science Financial Assistance Program	91,553	-
Energy, Department of	Direct		DE-SC0018941	81.049		Office of Science Financial Assistance Program	278,664	-

University of Michigan
Schedule of Expenditures of Federal Awards
For the Year Ended June 30, 2022

Cluster Title/Federal Grantor/Program	Type	Pass-Through Grantor	Award Identifier	Assistance Listing		Federal Expenditures	Passed-Through to Subrecipients
				Number	Assistance Listing Program Title		
Energy, Department of	Direct		DE-SC0019084	81.049	Office of Science Financial Assistance Program	108,132	-
Energy, Department of	Direct		DE-SC0019118	81.049	Office of Science Financial Assistance Program	21,775	-
Energy, Department of	Direct		DE-SC0019172	81.049	Office of Science Financial Assistance Program	99,115	-
Energy, Department of	Direct		DE-SC0019184	81.049	Office of Science Financial Assistance Program	230,376	-
Energy, Department of	Direct		DE-SC0019193	81.049	Office of Science Financial Assistance Program	910,173	-
Energy, Department of	Direct		DE-SC0019278	81.049	Office of Science Financial Assistance Program	106,752	28,901
Energy, Department of	Direct		DE-SC0020070	81.049	Office of Science Financial Assistance Program	156,659	-
Energy, Department of	Direct		DE-SC0020174	81.049	Office of Science Financial Assistance Program	401,351	107,620
Energy, Department of	Direct		DE-SC0020184	81.049	Office of Science Financial Assistance Program	198,835	-
Energy, Department of	Direct		DE-SC0020191	81.049	Office of Science Financial Assistance Program	212,787	-
Energy, Department of	Direct		DE-SC0020226	81.049	Office of Science Financial Assistance Program	303,399	-
Energy, Department of	Direct		DE-SC0020232	81.049	Office of Science Financial Assistance Program	1,022,170	819,471
Energy, Department of	Direct		DE-SC0020236	81.049	Office of Science Financial Assistance Program	126,277	-
Energy, Department of	Direct		DE-SC0020237	81.049	Office of Science Financial Assistance Program	117,841	-
Energy, Department of	Direct		DE-SC0020239	81.049	Office of Science Financial Assistance Program	129,889	-
Energy, Department of	Direct		DE-SC0020364	81.049	Office of Science Financial Assistance Program	75,037	-
Energy, Department of	Direct		DE-SC0020477	81.049	Office of Science Financial Assistance Program	28,692	-
Energy, Department of	Direct		DE-SC0021130	81.049	Office of Science Financial Assistance Program	95,618	-
Energy, Department of	Direct		DE-SC0021138	81.049	Office of Science Financial Assistance Program	184,715	-
Energy, Department of	Direct		DE-SC0021171	81.049	Office of Science Financial Assistance Program	93,187	-
Energy, Department of	Direct		DE-SC0021236	81.049	Office of Science Financial Assistance Program	91,486	-
Energy, Department of	Direct		DE-SC0021240	81.049	Office of Science Financial Assistance Program	98,044	-
Energy, Department of	Direct		DE-SC0021288	81.049	Office of Science Financial Assistance Program	124,156	-
Energy, Department of	Direct		DE-SC0021355	81.049	Office of Science Financial Assistance Program	42,862	-
Energy, Department of	Direct		DE-SC0021397	81.049	Office of Science Financial Assistance Program	205,333	-
Energy, Department of	Direct		DE-SC0021398	81.049	Office of Science Financial Assistance Program	299,954	-
Energy, Department of	Direct		DE-SC0022019	81.049	Office of Science Financial Assistance Program	50,085	-
Energy, Department of	Direct		DE-SC0022040	81.049	Office of Science Financial Assistance Program	139,314	-
Energy, Department of	Direct		DE-SC0022109	81.049	Office of Science Financial Assistance Program	165,950	-
Energy, Department of	Direct		DE-SC0022117	81.049	Office of Science Financial Assistance Program	100,294	46,869
Energy, Department of	Direct		DE-SC0022118	81.049	Office of Science Financial Assistance Program	79,037	56,384
Energy, Department of	Direct		DE-SC0022136	81.049	Office of Science Financial Assistance Program	238,848	-
Energy, Department of	Direct		DE-SC0022179	81.049	Office of Science Financial Assistance Program	28,301	-
Energy, Department of	Direct		DE-SC0022186	81.049	Office of Science Financial Assistance Program	49,486	-
Energy, Department of	Direct		DE-SC0022189	81.049	Office of Science Financial Assistance Program	45,542	-
Energy, Department of	Direct		DE-SC0022201	81.049	Office of Science Financial Assistance Program	97,881	-
Energy, Department of	Direct		DE-SC0022202	81.049	Office of Science Financial Assistance Program	88,583	-
Energy, Department of	Direct		DE-SC0022241	81.049	Office of Science Financial Assistance Program	195,567	-
Energy, Department of	Pass-Through	California Institute of Technology	S534341	81.049	Office of Science Financial Assistance Program	52,303	-
Energy, Department of	Pass-Through	Colorado State University	G-10701-02	81.049	Office of Science Financial Assistance Program	18,540	-
Energy, Department of	Pass-Through	Emory University	A053731	81.049	Office of Science Financial Assistance Program	5,678	-
Energy, Department of	Pass-Through	Emory University	A216516	81.049	Office of Science Financial Assistance Program	21,494	-
Energy, Department of	Pass-Through	Graphenix Development, Inc.	Roundtable Research Agreement	81.049	Office of Science Financial Assistance Program	66,548	-
Energy, Department of	Pass-Through	Kent State University	400005-UM	81.049	Office of Science Financial Assistance Program	45,671	-
Energy, Department of	Pass-Through	Kitware, Inc	K002192-00-S01	81.049	Office of Science Financial Assistance Program	(37,446)	-
Energy, Department of	Pass-Through	Northwestern University	60054427 MICH	81.049	Office of Science Financial Assistance Program	135,919	-
Energy, Department of	Pass-Through	Northwestern University	SP0027267-PROJ0007138	81.049	Office of Science Financial Assistance Program	183,258	-
Energy, Department of	Pass-Through	Ohio State University, The	60042071	81.049	Office of Science Financial Assistance Program	(515)	-
Energy, Department of	Pass-Through	Qrona Technologies LLC	Roundtable Research Agreement	81.049	Office of Science Financial Assistance Program	(2,115)	-
Energy, Department of	Pass-Through	Radiation Monitoring Devices, Inc.	C21-15	81.049	Office of Science Financial Assistance Program	49,533	-
Energy, Department of	Pass-Through	Stanford University	62250323-151362	81.049	Office of Science Financial Assistance Program	169,972	-
Energy, Department of	Pass-Through	State University of New York (SUNY)	82192/2/1148574	81.049	Office of Science Financial Assistance Program	222,708	-
Energy, Department of	Pass-Through	The University of Texas at Austin	UTA19-000974	81.049	Office of Science Financial Assistance Program	110,293	-
Energy, Department of	Pass-Through	University of California - Santa Barbara	KK2225	81.049	Office of Science Financial Assistance Program	151,057	-
Energy, Department of	Pass-Through	University of Rochester	SUB00000232 / GR531943	81.049	Office of Science Financial Assistance Program	38,075	-
Energy, Department of	Pass-Through	University of South Carolina	21-4258	81.049	Office of Science Financial Assistance Program	30,454	-
Energy, Department of	Pass-Through	University of South Carolina	21-4258	81.049	Office of Science Financial Assistance Program	310,077	-
Energy, Department of	Pass-Through	University of Tennessee - Knoxville	A22-0467-S001	81.049	Office of Science Financial Assistance Program	921	-
Energy, Department of	Pass-Through	Washington University in St. Louis	WU-20-311	81.049	Office of Science Financial Assistance Program	(7,426)	-
						\$ 15,364,818	\$ 1,236,849
Energy, Department of	Direct		DE-EE0007979	81.086	Conservation Research and Development	(6,616)	-
Energy, Department of	Direct		DE-EE0008362	81.086	Conservation Research and Development	(4,543)	-
Energy, Department of	Direct		DE-EE0008456	81.086	Conservation Research and Development	468,938	383,806
Energy, Department of	Direct		DE-EE0008723	81.086	Conservation Research and Development	416,704	-
Energy, Department of	Direct		DE-EE0008814	81.086	Conservation Research and Development	253,603	-
Energy, Department of	Direct		DE-EE0008855	81.086	Conservation Research and Development	409,373	-
Energy, Department of	Direct		DE-EE0009402	81.086	Conservation Research and Development	523,409	54,653
Energy, Department of	Direct		DE-EE0009498	81.086	Conservation Research and Development	213,356	-
Energy, Department of	Direct		DE-EE0009688	81.086	Conservation Research and Development	100,530	-
Energy, Department of	Pass-Through	OLEDWorks	DE-EE0009166	81.086	Conservation Research and Development	114,128	-
Energy, Department of	Pass-Through	Pennsylvania State University	S002408-USDOE	81.086	Conservation Research and Development	34,651	-
Energy, Department of	Pass-Through	The American Center for Mobility	DE-EE0008470-01	81.086	Conservation Research and Development	(47,307)	-
Energy, Department of	Pass-Through	The Water Research Foundation	Project Funding Agreement 5142	81.086	Conservation Research and Development	7,873	-
Energy, Department of	Pass-Through	United States Automotive Materials Partnership LLC	19-3046-AMP	81.086	Conservation Research and Development	(1,611)	-
Energy, Department of	Pass-Through	University of Virginia	GQ10067.157734	81.086	Conservation Research and Development	102,499	-
						\$ 2,584,987	\$ 438,459
Energy, Department of	Direct		DE-EE0007549	81.087	Renewable Energy Research and Development	30,158	-
Energy, Department of	Direct		DE-EE0008086	81.087	Renewable Energy Research and Development	8,397	32,209

**University of Michigan
Schedule of Expenditures of Federal Awards
For the Year Ended June 30, 2022**

Cluster Title/Federal Grantor/Program	Type	Pass-Through Grantor	Award Identifier	Assistance Listing		Federal Expenditures	Passed-Through to Subrecipients
				Number	Assistance Listing Program Title		
Energy, Department of	Direct		DE-EE0008093	81.087	Renewable Energy Research and Development	73,082	20,174
Energy, Department of	Direct		DE-EE0008482	81.087	Renewable Energy Research and Development	519,208	225,856
Energy, Department of	Direct		DE-EE0008526	81.087	Renewable Energy Research and Development	4,510	-
Energy, Department of	Direct		DE-EE0008561	81.087	Renewable Energy Research and Development	344,713	-
Energy, Department of	Direct		DE-EE0009284	81.087	Renewable Energy Research and Development	36,592	-
Energy, Department of	Direct		DE-EE0009361	81.087	Renewable Energy Research and Development	68,584	12,070
Energy, Department of	Direct		DE-EE0009376	81.087	Renewable Energy Research and Development	312,121	-
Energy, Department of	Direct		DE-EE0009819	81.087	Renewable Energy Research and Development	17,328	-
Energy, Department of	Pass-Through	AB Volvo aka Volvo Group	Agreement	81.087	Renewable Energy Research and Development	28,227	-
Energy, Department of	Pass-Through	American Institute of Chemical Engineers	DE-EE0007888-08-5	81.087	Renewable Energy Research and Development	39,136	-
Energy, Department of	Pass-Through	General Motors Company (dba General Motors Holdings, LLC)	4301057109	81.087	Renewable Energy Research and Development	18,230	-
Energy, Department of	Pass-Through	University of California - Irvine	2020-1297	81.087	Renewable Energy Research and Development	141,756	-
Energy, Department of	Pass-Through	University of California-San Diego	704873	81.087	Renewable Energy Research and Development	41,480	-
						\$ 1,683,522	\$ 290,309
Energy, Department of	Direct		DE-FE0030684	81.089	Fossil Energy Research and Development	53,874	-
Energy, Department of	Direct		DE-FE0031228	81.089	Fossil Energy Research and Development	87,454	-
Energy, Department of	Direct		DE-FE0031773	81.089	Fossil Energy Research and Development	120,537	-
Energy, Department of	Pass-Through	University of Iowa	S00701-01	81.089	Fossil Energy Research and Development	95,253	-
						\$ 357,118	\$ -
Energy, Department of	Direct		DE-NA0003869	81.112	Stewardship Science Grant Program	1,333,578	-
Energy, Department of	Direct		DE-NA0003944	81.112	Stewardship Science Grant Program	112,131	19,596
Energy, Department of	Direct		DE-NA0003954	81.112	Stewardship Science Grant Program	204,523	-
Energy, Department of	Pass-Through	Cornell University	83228-10967	81.112	Stewardship Science Grant Program	249,421	-
Energy, Department of	Pass-Through	Princeton University	SUB80000541	81.112	Stewardship Science Grant Program	23,754	-
Energy, Department of	Pass-Through	Texas A & M University	M1803473	81.112	Stewardship Science Grant Program	629,245	-
Energy, Department of	Pass-Through	University of Rochester	417539G/ UR FAO GR510909	81.112	Stewardship Science Grant Program	193,180	-
						\$ 2,745,832	\$ 19,596
Energy, Department of	Direct		DE-NA0002131	81.113	Defense Nuclear Nonproliferation Research	(2,097)	(2,097)
Energy, Department of	Direct		DE-NA0002534	81.113	Defense Nuclear Nonproliferation Research	(108,479)	-
Energy, Department of	Direct		DE-NA0003920	81.113	Defense Nuclear Nonproliferation Research	4,524,176	2,919,296
Energy, Department of	Pass-Through	Georgia Institute of Technology	AWD-000372-G8	81.113	Defense Nuclear Nonproliferation Research	203,536	-
Energy, Department of	Pass-Through	Massachusetts Institute of Technology	S5483 PO # 680194	81.113	Defense Nuclear Nonproliferation Research	68,704	-
						\$ 4,685,840	\$ 2,917,199
Energy, Department of	Direct		DE-NE0000132	81.121	Nuclear Energy Research, Development and Demonstration	214,220	-
Energy, Department of	Direct		DE-NE0008519	81.121	Nuclear Energy Research, Development and Demonstration	9,574	-
Energy, Department of	Direct		DE-NE0008697	81.121	Nuclear Energy Research, Development and Demonstration	69,937	2,666
Energy, Department of	Direct		DE-NE0008781	81.121	Nuclear Energy Research, Development and Demonstration	91,967	4,954
Energy, Department of	Direct		DE-NE0008782	81.121	Nuclear Energy Research, Development and Demonstration	52,039	9,873
Energy, Department of	Direct		DE-NE0008783	81.121	Nuclear Energy Research, Development and Demonstration	55,768	-
Energy, Department of	Direct		DE-NE0008784	81.121	Nuclear Energy Research, Development and Demonstration	55,288	-
Energy, Department of	Direct		DE-NE0008887	81.121	Nuclear Energy Research, Development and Demonstration	141,365	-
Energy, Department of	Direct		DE-NE0008906	81.121	Nuclear Energy Research, Development and Demonstration	104,041	-
Energy, Department of	Direct		DE-NE0008908	81.121	Nuclear Energy Research, Development and Demonstration	56,979	-
Energy, Department of	Direct		DE-NE0008975	81.121	Nuclear Energy Research, Development and Demonstration	274,931	190,843
Energy, Department of	Direct		DE-NE0008976	81.121	Nuclear Energy Research, Development and Demonstration	198,766	121,829
Energy, Department of	Direct		DE-NE0008984	81.121	Nuclear Energy Research, Development and Demonstration	245,618	82,234
Energy, Department of	Direct		DE-NE0009021	81.121	Nuclear Energy Research, Development and Demonstration	116,346	-
Energy, Department of	Direct		DE-NE0009078	81.121	Nuclear Energy Research, Development and Demonstration	188,159	-
Energy, Department of	Direct		DE-NE0009122	81.121	Nuclear Energy Research, Development and Demonstration	863,713	-
Energy, Department of	Direct		DE-NE0009137	81.121	Nuclear Energy Research, Development and Demonstration	39,175	9,067
Energy, Department of	Pass-Through	George Washington University	18-S36	81.121	Nuclear Energy Research, Development and Demonstration	18,292	-
Energy, Department of	Pass-Through	Massachusetts Institute of Technology	S5499 P.O. # 658289	81.121	Nuclear Energy Research, Development and Demonstration	276,617	-
Energy, Department of	Pass-Through	Oregon State University	G0188A-A	81.121	Nuclear Energy Research, Development and Demonstration	96,441	-
Energy, Department of	Pass-Through	Pennsylvania State University	5724-UM-DOE-8717	81.121	Nuclear Energy Research, Development and Demonstration	9,690	-
Energy, Department of	Pass-Through	Pennsylvania State University	S001258-USDOE	81.121	Nuclear Energy Research, Development and Demonstration	132,491	-
Energy, Department of	Pass-Through	University of Illinois-Urbana-Champaign	088924-16618	81.121	Nuclear Energy Research, Development and Demonstration	25,160	-
Energy, Department of	Pass-Through	University of New Mexico	327121-871E	81.121	Nuclear Energy Research, Development and Demonstration	183,774	-
Energy, Department of	Pass-Through	University of Oklahoma	2020-32	81.121	Nuclear Energy Research, Development and Demonstration	20,353	-
Energy, Department of	Pass-Through	University of Wisconsin	0000000950	81.121	Nuclear Energy Research, Development and Demonstration	39,034	-
Energy, Department of	Pass-Through	University of Wisconsin	000317	81.121	Nuclear Energy Research, Development and Demonstration	52,789	-
Energy, Department of	Pass-Through	University of Wisconsin	775K515	81.121	Nuclear Energy Research, Development and Demonstration	(4,381)	-
Energy, Department of	Pass-Through	Vanderbilt University	UNIV61088	81.121	Nuclear Energy Research, Development and Demonstration	40,271	-
Energy, Department of	Pass-Through	Virginia Polytechnic Institute and State University	429392-19337	81.121	Nuclear Energy Research, Development and Demonstration	15,799	-
						\$ 3,684,216	\$ 421,466
Energy, Department of	Direct		DE-AR0001061	81.135	Advanced Research Projects Agency - Energy	732,807	404,471
Energy, Department of	Direct		DE-AR0001141	81.135	Advanced Research Projects Agency - Energy	550,580	121,978
Energy, Department of	Direct		DE-AR0001219	81.135	Advanced Research Projects Agency - Energy	306,667	17,654
Energy, Department of	Direct		DE-AR0001297	81.135	Advanced Research Projects Agency - Energy	592,628	19,768
Energy, Department of	Direct		DE-AR0001371	81.135	Advanced Research Projects Agency - Energy	4,458	-
Energy, Department of	Direct		DE-AR0001413	81.135	Advanced Research Projects Agency - Energy	125,642	949
Energy, Department of	Direct		DE-AR0001438	81.135	Advanced Research Projects Agency - Energy	528,131	111,907
Energy, Department of	Pass-Through	Carnegie-Mellon University	1070250-435845	81.135	Advanced Research Projects Agency - Energy	20,278	-
Energy, Department of	Pass-Through	Drexel University	950002	81.135	Advanced Research Projects Agency - Energy	(71)	-
Energy, Department of	Pass-Through	LanzaTech	DE-FOA-002387	81.135	Advanced Research Projects Agency - Energy	83,437	-
Energy, Department of	Pass-Through	Michigan State University	RC 110698-Umich	81.135	Advanced Research Projects Agency - Energy	99,179	-
Energy, Department of	Pass-Through	Rutgers, The State University of New Jersey	1353-Project ID 827418	81.135	Advanced Research Projects Agency - Energy	130,666	-
Energy, Department of	Pass-Through	The University of Texas at Austin	UTA20-000673	81.135	Advanced Research Projects Agency - Energy	229,881	-
Energy, Department of	Pass-Through	United Technologies Research Center	1256544	81.135	Advanced Research Projects Agency - Energy	172,812	-

**University of Michigan
Schedule of Expenditures of Federal Awards
For the Year Ended June 30, 2022**

Cluster Title/Federal Grantor/Program	Type	Pass-Through Grantor	Award Identifier	Assistance Listing		Federal Expenditures	Passed-Through to Subrecipients
				Number	Assistance Listing Program Title		
Energy, Department of	Pass-Through	Yale University	GR106208(CON-80001763)	81.135	Advanced Research Projects Agency - Energy	123,300	-
						\$ 3,700,395	\$ 676,727
Energy, Department of	Direct		Baker, Suzanne DOE IPA	81.RD		102,743	-
Energy, Department of	Pass-Through	Achates Power Inc.	Subaward Agreement	81.RD		242	-
Energy, Department of	Pass-Through	Argonne National Laboratory	0F-60102	81.RD		46,306	-
Energy, Department of	Pass-Through	Argonne National Laboratory	1F-60376	81.RD		74,357	-
Energy, Department of	Pass-Through	Argonne National Laboratory	7F-30215	81.RD		27,042	-
Energy, Department of	Pass-Through	Argonne National Laboratory	8F-30021	81.RD		149,885	-
Energy, Department of	Pass-Through	Battelle Energy Alliance, LLC	0196971	81.RD		5,052	-
Energy, Department of	Pass-Through	Battelle Energy Alliance, LLC	184138	81.RD		97,408	-
Energy, Department of	Pass-Through	Battelle Energy Alliance, LLC	184558	81.RD		5,568	-
Energy, Department of	Pass-Through	Battelle Energy Alliance, LLC	184559	81.RD		1,632	-
Energy, Department of	Pass-Through	Battelle Energy Alliance, LLC	210193	81.RD		4,902	-
Energy, Department of	Pass-Through	Battelle Energy Alliance, LLC	213554	81.RD		58,567	-
Energy, Department of	Pass-Through	Battelle Energy Alliance, LLC	213870	81.RD		59,155	-
Energy, Department of	Pass-Through	Battelle Energy Alliance, LLC	223761	81.RD		85,388	-
Energy, Department of	Pass-Through	Battelle Energy Alliance, LLC	226441	81.RD		259,384	104,560
Energy, Department of	Pass-Through	Battelle Energy Alliance, LLC	237485	81.RD		145,436	-
Energy, Department of	Pass-Through	Battelle Energy Alliance, LLC	238326	81.RD		10,000	-
Energy, Department of	Pass-Through	Battelle Energy Alliance, LLC	243668	81.RD		60,531	-
Energy, Department of	Pass-Through	Battelle Energy Alliance, LLC	245884	81.RD		47,312	-
Energy, Department of	Pass-Through	Battelle Energy Alliance, LLC	247214	81.RD		87,499	-
Energy, Department of	Pass-Through	Battelle Energy Alliance, LLC	253513	81.RD		29,845	-
Energy, Department of	Pass-Through	Battelle Energy Alliance, LLC	254409	81.RD		7,122	-
Energy, Department of	Pass-Through	Battelle Energy Alliance, LLC	256885	81.RD		72,118	-
Energy, Department of	Pass-Through	Battelle Energy Alliance, LLC	260240	81.RD		24,286	-
Energy, Department of	Pass-Through	Battelle Energy Alliance, LLC	262720	81.RD		25,032	-
Energy, Department of	Pass-Through	Battelle Energy Alliance, LLC	263751	81.RD		16,526	-
Energy, Department of	Pass-Through	Battelle Energy Alliance, LLC	264370	81.RD		36,159	-
Energy, Department of	Pass-Through	Battelle Energy Alliance, LLC	267263	81.RD		7,837	-
Energy, Department of	Pass-Through	Battelle Energy Alliance, LLC	4000175183	81.RD		(37)	-
Energy, Department of	Pass-Through	Battelle Energy Alliance, LLC	4000175613	81.RD		(28)	-
Energy, Department of	Pass-Through	Battelle Energy Alliance, LLC	4000175846	81.RD		220,425	-
Energy, Department of	Pass-Through	Battelle Energy Alliance, LLC	Subcontract No. 236962	81.RD		260,646	-
Energy, Department of	Pass-Through	Battelle Memorial Institute	503934	81.RD		96,438	-
Energy, Department of	Pass-Through	Battelle Memorial Institute	604746	81.RD		3,181	-
Energy, Department of	Pass-Through	Battelle Memorial Institute	621004	81.RD		530	-
Energy, Department of	Pass-Through	Battelle Savannah River Alliance, LLC	0000500456	81.RD		80,166	-
Energy, Department of	Pass-Through	Battelle Savannah River Alliance, LLC	0000523445	81.RD		16,833	-
Energy, Department of	Pass-Through	Brookhaven National Laboratory	382356	81.RD		(290)	-
Energy, Department of	Pass-Through	Brookhaven Science Associates, LLC	326127	81.RD		398,629	-
Energy, Department of	Pass-Through	Brookhaven Science Associates, LLC	380767	81.RD		38,058	-
Energy, Department of	Pass-Through	Brookhaven Science Associates, LLC	398080	81.RD		4,368	-
Energy, Department of	Pass-Through	Detroit Diesel Corporation	Research Agreement	81.RD		(1,051)	-
Energy, Department of	Pass-Through	Fermi Research Alliance, LLC (FRA)	670952	81.RD		3,352	-
Energy, Department of	Pass-Through	Fermi Research Alliance, LLC (FRA)	682404	81.RD		30,403	-
Energy, Department of	Pass-Through	Fermi Research Alliance, LLC (FRA)	683889	81.RD		6,189	-
Energy, Department of	Pass-Through	Fermi Research Alliance, LLC (FRA)	685034	81.RD		18,246	-
Energy, Department of	Pass-Through	Fermi Research Alliance, LLC (FRA)	FNAL-LDRD-2020-034	81.RD		5,203	-
Energy, Department of	Pass-Through	Integrated Sensors, LLC	DESC0019597	81.RD		123,004	-
Energy, Department of	Pass-Through	Lawrence Berkeley National Laboratory	7646252	81.RD		5,599	-
Energy, Department of	Pass-Through	Lawrence Berkeley National Laboratory	Subcontract 7264325	81.RD		(150)	-
Energy, Department of	Pass-Through	Lawrence Livermore National Laboratory	B634411	81.RD		136	-
Energy, Department of	Pass-Through	Lawrence Livermore National Laboratory	B637576	81.RD		(18,006)	-
Energy, Department of	Pass-Through	Lawrence Livermore National Laboratory	B639919	81.RD		(4,840)	-
Energy, Department of	Pass-Through	Lawrence Livermore National Laboratory	B640901	81.RD		(66)	-
Energy, Department of	Pass-Through	Lawrence Livermore National Laboratory	B644477	81.RD		104,035	-
Energy, Department of	Pass-Through	Lawrence Livermore National Laboratory	B644715	81.RD		9,746	-
Energy, Department of	Pass-Through	Lawrence Livermore National Laboratory	B645096	81.RD		96,838	-
Energy, Department of	Pass-Through	Lawrence Livermore National Security, LLC	B614207	81.RD		(52,195)	-
Energy, Department of	Pass-Through	Lawrence Livermore National Security, LLC	B632749	81.RD		52,371	-
Energy, Department of	Pass-Through	Lawrence Livermore National Security, LLC	B640674	81.RD		7,074	-
Energy, Department of	Pass-Through	Lawrence Livermore National Security, LLC	B642600	81.RD		87,596	-
Energy, Department of	Pass-Through	Lawrence Livermore National Security, LLC	B648040	81.RD		88,208	-
Energy, Department of	Pass-Through	Lawrence Livermore National Security, LLC	B651049	81.RD		18,693	-
Energy, Department of	Pass-Through	Lawrence Livermore National Security, LLC	B651167	81.RD		13,390	-
Energy, Department of	Pass-Through	Lawrence Livermore National Security, LLC	NO. B642551	81.RD		93,646	-
Energy, Department of	Pass-Through	Los Alamos National Laboratory	554709	81.RD		300,479	-
Energy, Department of	Pass-Through	Lumileds, LLC	LLB - 2552016127	81.RD		79,102	-
Energy, Department of	Pass-Through	MONDE Wireless Inc.	Roundtable Research Agreement	81.RD		35,000	-
Energy, Department of	Pass-Through	National Technology and Engineering Solutions of Sandia LLC (NTESS)	1868723- PO 2206928	81.RD		54,004	-
Energy, Department of	Pass-Through	National Technology and Engineering Solutions of Sandia LLC (NTESS)	1969581	81.RD		(5,308)	-
Energy, Department of	Pass-Through	National Technology and Engineering Solutions of Sandia LLC (NTESS)	2200978	81.RD		84,237	-
Energy, Department of	Pass-Through	National Technology and Engineering Solutions of Sandia LLC (NTESS)	2224005	81.RD		3,564	-
Energy, Department of	Pass-Through	National Technology and Engineering Solutions of Sandia LLC (NTESS)	2224005	81.RD		67,686	-
Energy, Department of	Pass-Through	National Technology and Engineering Solutions of Sandia LLC (NTESS)	2224005	81.RD		25,811	-
Energy, Department of	Pass-Through	National Technology and Engineering Solutions of Sandia LLC (NTESS)	2240144	81.RD		63,631	-
Energy, Department of	Pass-Through	National Technology and Engineering Solutions of Sandia LLC (NTESS)	2245335	81.RD		39,417	-

**University of Michigan
Schedule of Expenditures of Federal Awards
For the Year Ended June 30, 2022**

Cluster Title/Federal Grantor/Program	Type	Pass-Through Grantor	Award Identifier	Assistance Listing		Federal Expenditures	Passed-Through to Subrecipients
				Number	Assistance Listing Program Title		
Energy, Department of	Pass-Through	National Technology and Engineering Solutions of Sandia LLC (NTESS)	2278870	81.RD		19,837	-
Energy, Department of	Pass-Through	National Technology and Engineering Solutions of Sandia LLC (NTESS)	2305233	81.RD		56,887	-
Energy, Department of	Pass-Through	National Technology and Engineering Solutions of Sandia LLC (NTESS)	2311927	81.RD		97,738	-
Energy, Department of	Pass-Through	National Technology and Engineering Solutions of Sandia LLC (NTESS)	2347041	81.RD		13,376	-
Energy, Department of	Pass-Through	National Technology and Engineering Solutions of Sandia LLC (NTESS)	2349915	81.RD		37,618	-
Energy, Department of	Pass-Through	National Technology and Engineering Solutions of Sandia LLC (NTESS)	P.O. 2318239	81.RD		126,100	-
Energy, Department of	Pass-Through	National Technology and Engineering Solutions of Sandia LLC (NTESS)	PO 1868723	81.RD		97,834	-
Energy, Department of	Pass-Through	Niowave, Inc.	P.O. # 17-0011-102	81.RD		(995)	-
Energy, Department of	Pass-Through	Oak Ridge National Laboratory	4000136608	81.RD		(46)	-
Energy, Department of	Pass-Through	Ohio State University, The	GR122679/SPC-1000004573	81.RD		170,660	-
Energy, Department of	Pass-Through	Ohio State University, The	GR124238/SPC-1000005228	81.RD		44,754	-
Energy, Department of	Pass-Through	Pacific Northwest National Laboratory	390688	81.RD		125,034	-
Energy, Department of	Pass-Through	Pacific Northwest National Laboratory	507090	81.RD		21,855	-
Energy, Department of	Pass-Through	Pacific Northwest National Laboratory	604756	81.RD		14,685	-
Energy, Department of	Pass-Through	Princeton University	S018389	81.RD		1,519	-
Energy, Department of	Pass-Through	Sandia National Laboratories	2212158	81.RD		50,762	-
Energy, Department of	Pass-Through	Sandia National Laboratories	P.O. # 2224730	81.RD		131,410	-
Energy, Department of	Pass-Through	Stanford University	190771	81.RD		108,162	-
Energy, Department of	Pass-Through	Stanford University	216530	81.RD		19,919	-
Energy, Department of	Pass-Through	Sustainable Manufacturing Innovation Alliance Corp. (SMIA)	20-01-DE-4030	81.RD		59,156	-
Energy, Department of	Pass-Through	TerraCOH, Inc.	Subaward Agreement	81.RD		18,607	-
Energy, Department of	Pass-Through	Texas A & M University	M2102196	81.RD		29,335	-
Energy, Department of	Pass-Through	Theia Scientific, LLC	Research Award	81.RD		51,050	-
Energy, Department of	Pass-Through	Triad National Security, LLC	20633	81.RD		4,122	-
Energy, Department of	Pass-Through	Triad National Security, LLC	20653	81.RD		1,286	-
Energy, Department of	Pass-Through	Triad National Security, LLC	459210	81.RD		113,967	-
Energy, Department of	Pass-Through	Triad National Security, LLC	487270	81.RD		600,436	321,982
Energy, Department of	Pass-Through	Triad National Security, LLC	540415	81.RD		114,433	-
Energy, Department of	Pass-Through	Triad National Security, LLC	576754	81.RD		54,395	-
Energy, Department of	Pass-Through	Triad National Security, LLC	577223	81.RD		42,815	-
Energy, Department of	Pass-Through	Triad National Security, LLC	600822	81.RD		38,970	-
Energy, Department of	Pass-Through	Triad National Security, LLC	612552	81.RD		107,870	-
Energy, Department of	Pass-Through	UChicago Argonne, LLC	8F-30147	81.RD		1,270,760	-
Energy, Department of	Pass-Through	UChicago Argonne, LLC	DE-AC02-06CH11357	81.RD		99,854	-
Energy, Department of	Pass-Through	UChicago Argonne, LLC	NO. 2F-60119	81.RD		8,071	-
Energy, Department of	Pass-Through	University at Albany	3-87578	81.RD		115,122	-
Energy, Department of	Pass-Through	University of California - Berkeley	7234031	81.RD		426,556	-
Energy, Department of	Pass-Through	University of California - Berkeley	7342299	81.RD		23,451	-
Energy, Department of	Pass-Through	University of California - Berkeley	7451043	81.RD		22,982	-
Energy, Department of	Pass-Through	University of California - Berkeley	7588260	81.RD		135,137	-
Energy, Department of	Pass-Through	University of California - Berkeley	7617834	81.RD		20,264	-
Energy, Department of	Pass-Through	University of California - Berkeley	7618899	81.RD		10,956	-
Energy, Department of	Pass-Through	University of Toledo	F-2021-6	81.RD		(201)	-
Energy, Department of	Pass-Through	University of Toledo	F-2021-6	81.RD		13,349	-
Energy, Department of	Pass-Through	University of Toledo	F-2021-6	81.RD		39,924	-
Energy, Department of	Pass-Through	University of Utah	10051007	81.RD		53,044	-
Energy, Department of	Pass-Through	UT-Battelle, LLC	4000140129	81.RD		1,693	-
Energy, Department of	Pass-Through	UT-Battelle, LLC	4000168180	81.RD		97,171	-
Energy, Department of	Pass-Through	UT-Battelle, LLC	4000178473	81.RD		(14,661)	-
Energy, Department of	Pass-Through	UT-Battelle, LLC	4000178751	81.RD		302,061	-
Energy, Department of	Pass-Through	UT-Battelle, LLC	4000182958	81.RD		29,792	-
Energy, Department of	Pass-Through	UT-Battelle, LLC	4000185584	81.RD		219,247	-
Energy, Department of	Pass-Through	UT-Battelle, LLC	4000192977	81.RD		11,986	-
Energy, Department of	Pass-Through	UT-Battelle, LLC	4000193503	81.RD		133,615	-
Energy, Department of	Pass-Through	UT-Battelle, LLC	4000199211	81.RD		6,999	-
Energy, Department of	Pass-Through	UT-Battelle, LLC	4000201746/CW8918	81.RD		77,656	-
Energy, Department of	Pass-Through	UT-Battelle, LLC	contract # 4000162123	81.RD		42,810	-
			Total Energy, Department of			\$ 9,622,486	\$ 426,542
						\$ 44,429,214	\$ 6,427,147
Education, Department of	Direct		P015A180105	84.015	National Resource Centers Program for Foreign Language and Area Studies or Foreign Language and International Studies Program and Foreign Language and Area Studies Fellowship Program	\$ 328,480	\$ -
Education, Department of	Direct		P015A180106	84.015	National Resource Centers Program for Foreign Language and Area Studies or Foreign Language and International Studies Program and Foreign Language and Area Studies Fellowship Program	227,153	-
Education, Department of	Direct		P015A180107	84.015	National Resource Centers Program for Foreign Language and Area Studies or Foreign Language and International Studies Program and Foreign Language and Area Studies Fellowship Program	286,528	-
Education, Department of	Direct		P015A180108	84.015	National Resource Centers Program for Foreign Language and Area Studies or Foreign Language and International Studies Program and Foreign Language and Area Studies Fellowship Program	251,990	-

**University of Michigan
Schedule of Expenditures of Federal Awards
For the Year Ended June 30, 2022**

Cluster Title/Federal Grantor/Program	Type	Pass-Through Grantor	Award Identifier	Assistance Listing		Federal Expenditures	Passed-Through to Subrecipients
				Number	Assistance Listing Program Title		
Education, Department of	Direct		P015A180114	84.015	National Resource Centers Program for Foreign Language and Area Studies or Foreign Language and International Studies Program and Foreign Language and Area Studies Fellowship Program	292,522	6,739
Education, Department of	Direct		P015B180105	84.015	National Resource Centers Program for Foreign Language and Area Studies or Foreign Language and International Studies Program and Foreign Language and Area Studies Fellowship Program	299,904	-
Education, Department of	Direct		P015B180106	84.015	National Resource Centers Program for Foreign Language and Area Studies or Foreign Language and International Studies Program and Foreign Language and Area Studies Fellowship Program	330,099	-
Education, Department of	Direct		P015B180107	84.015	National Resource Centers Program for Foreign Language and Area Studies or Foreign Language and International Studies Program and Foreign Language and Area Studies Fellowship Program	264,022	-
Education, Department of	Direct		P015B180108	84.015	National Resource Centers Program for Foreign Language and Area Studies or Foreign Language and International Studies Program and Foreign Language and Area Studies Fellowship Program	296,775	-
Education, Department of	Direct		P015B180110	84.015	National Resource Centers Program for Foreign Language and Area Studies or Foreign Language and International Studies Program and Foreign Language and Area Studies Fellowship Program	359,858	-
Education, Department of	Direct		P015B180114	84.015	National Resource Centers Program for Foreign Language and Area Studies or Foreign Language and International Studies Program and Foreign Language and Area Studies Fellowship Program	342,668	-
Education, Department of	Direct		P022A190014	84.022	Overseas Programs - Doctoral Dissertation Research Abroad	\$ 19,558	\$ -
Education, Department of	Direct		P022A200018	84.022	Overseas Programs - Doctoral Dissertation Research Abroad	58,053	-
Education, Department of	Direct		P022A210007	84.022	Overseas Programs - Doctoral Dissertation Research Abroad	49,498	-
						\$ 127,109	\$ -
Education, Department of	Direct		U215J180081-19	84.215	Innovative Approaches to Literacy; Promise Neighborhoods; and Full-Service Community Schools	\$ 486,018	\$ -
Education, Department of	Direct		R305A170489	84.305	Education Research, Development and Dissemination	\$ 102,993	\$ -
Education, Department of	Direct		R305A200046	84.305	Education Research, Development and Dissemination	6,409	-
Education, Department of	Direct		R305A200221	84.305	Education Research, Development and Dissemination	362,679	98,350
Education, Department of	Direct		R305B150012-19	84.305	Education Research, Development and Dissemination	170,021	-
Education, Department of	Direct		R305B170015-21	84.305	Education Research, Development and Dissemination	157,114	-
Education, Department of	Direct		R305B200011	84.305	Education Research, Development and Dissemination	586,128	-
Education, Department of	Direct		R305D210029	84.305	Education Research, Development and Dissemination	203,109	23,632
Education, Department of	Direct		R305D210031-22	84.305	Education Research, Development and Dissemination	116,712	50,931
Education, Department of	Pass-Through	MDRC	R305N160018	84.305	Education Research, Development and Dissemination	67,566	-
Education, Department of	Pass-Through	Michigan State University	RC 109914-UM	84.305	Education Research, Development and Dissemination	524,206	-
Education, Department of	Pass-Through	New York University	F7627-01	84.305	Education Research, Development and Dissemination	7,350	-
Education, Department of	Pass-Through	Research Foundation of Mental Hygiene, Inc.	1016342/1/27563	84.305	Education Research, Development and Dissemination	33,072	-
Education, Department of	Pass-Through	University of Washington	UWSC12172	84.305	Education Research, Development and Dissemination	72,322	-
Education, Department of	Pass-Through	University of Wisconsin	0000001648	84.305	Education Research, Development and Dissemination	42,032	-
						\$ 2,451,713	\$ 172,913
Education, Department of	Direct		R324A150023	84.324	Research in Special Education	\$ 22,279	\$ -
Education, Department of	Direct		R324B180003	84.324	Research in Special Education	112,226	-
Education, Department of	Pass-Through	University of Kansas	FY2019-109	84.324	Research in Special Education	28,558	-
						\$ 163,063	\$ -
Education, Department of	Direct		H325D160032	84.325	Special Education - Personnel Development to Improve Services and Results for Children with Disabilities	\$ 119,425	\$ -
Education, Department of	Pass-Through	Michigan, State of, Labor and Economic Opportunity, Department of	20-00-12	84.334	Gaining Early Awareness and Readiness for Undergraduate Programs	\$ 63,877	\$ -
Education, Department of	Pass-Through	Michigan, State of, Labor and Economic Opportunity, Department of	20-00-17	84.334	Gaining Early Awareness and Readiness for Undergraduate Programs	59,683	-
Education, Department of	Pass-Through	Michigan, State of, Labor and Economic Opportunity, Department of	21-00-11	84.334	Gaining Early Awareness and Readiness for Undergraduate Programs	110,568	-
Education, Department of	Pass-Through	Michigan, State of, Labor and Economic Opportunity, Department of	21-00-13	84.334	Gaining Early Awareness and Readiness for Undergraduate Programs	12,166	-
Education, Department of	Pass-Through	Michigan, State of, Labor and Economic Opportunity, Department of	22-00-11	84.334	Gaining Early Awareness and Readiness for Undergraduate Programs	191,562	-
Education, Department of	Pass-Through	Michigan, State of, Labor and Economic Opportunity, Department of	22-00-12	84.334	Gaining Early Awareness and Readiness for Undergraduate Programs	77,806	-
Education, Department of	Pass-Through	Michigan, State of, Labor and Economic Opportunity, Department of	22-00-13	84.334	Gaining Early Awareness and Readiness for Undergraduate Programs	73,153	-
Education, Department of	Pass-Through	Michigan, State of, Labor and Economic Opportunity, Department of	22-00-17	84.334	Gaining Early Awareness and Readiness for Undergraduate Programs	126,597	-
						\$ 715,412	\$ -
Education, Department of	Pass-Through	Michigan, State of, Education, Department of	Independent Contracted Service	84.371	Comprehensive Literacy Development	\$ 3,529	\$ -
Education, Department of	Pass-Through	Michigan, State of, Education, Department of	Service Agreement	84.391	Special Education Grants to States, Recovery Act	\$ 35,574	\$ -
Education, Department of	Pass-Through	Flint Community Schools	MOU Flint FY2021-22	84.RD		\$ 15,000	\$ -
Education, Department of	Pass-Through	Grand Rapids Public Schools	MOU Grand Rapids - FY2021-22	84.RD		15,000	-
Education, Department of	Pass-Through	Holland Public Schools	MOU Holland - FY2021-22	84.RD		15,000	-

**University of Michigan
Schedule of Expenditures of Federal Awards
For the Year Ended June 30, 2022**

Cluster Title/Federal Grantor/Program	Type	Pass-Through Grantor	Award Identifier	Assistance Listing		Federal Expenditures	Passed-Through to Subrecipients
				Number	Assistance Listing Program Title		
Education, Department of	Pass-Through	Jackson Public Schools	MOU Jackson - FY2021-22	84.RD		7,500	-
Education, Department of	Pass-Through	National Institute of Statistical Science	Research Agreement	84.RD		100,262	-
						\$ 152,762	\$ -
			Total Education, Department of			\$ 7,534,604	\$ 179,652
Health and Human Services, Department of	Direct		5 D85 HP30827-05-00	93.059	Training in General, Pediatric, and Public Health Dentistry	\$ 207,091	\$ 34,913
Health and Human Services, Department of	Direct		6 R01 TS000289-03-01	93.061	Innovations in Applied Public Health Research	\$ 193,021	\$ -
Health and Human Services, Department of	Direct		5 R21 DA51388 02	93.077	Family Smoking Prevention and Tobacco Control Act Regulatory Research	\$ 227,351	\$ -
Health and Human Services, Department of	Direct		5 U54CA229974 03	93.077	Family Smoking Prevention and Tobacco Control Act Regulatory Research	4,419,393	1,300,693
						\$ 4,646,744	\$ 1,300,693
Health and Human Services, Department of	Direct		6 NU58DD000014-02-01	93.080	Blood Disorder Program: Prevention, Surveillance, and Research	\$ 335,783	\$ 37,208
Health and Human Services, Department of	Direct		6 NU58DD000014-02-01	93.080	Blood Disorder Program: Prevention, Surveillance, and Research	175,153	-
Health and Human Services, Department of	Direct		6 NU58DD000014-02-01	93.080	Blood Disorder Program: Prevention, Surveillance, and Research	1,462	-
Health and Human Services, Department of	Pass-Through	Cure HHT	ATHN2017001-NCE	93.080	Blood Disorder Program: Prevention, Surveillance, and Research	3,846	-
Health and Human Services, Department of	Pass-Through	Hemophilia Foundation of Michigan	CDC 446 20-21	93.080	Blood Disorder Program: Prevention, Surveillance, and Research	25,387	-
Health and Human Services, Department of	Pass-Through	Hemophilia Foundation of Michigan	CDC 446 21-22	93.080	Blood Disorder Program: Prevention, Surveillance, and Research	22,171	-
						\$ 563,802	\$ 37,208
Health and Human Services, Department of	Direct		5 U01 IP000974-05-05	93.083	Prevention of Disease, Disability, and Death through Immunization and Control of Respiratory and Related	\$ 285,810	\$ 93,955
Health and Human Services, Department of	Direct		6 U01IP000974-05-03	93.083	Prevention of Disease, Disability, and Death through Immunization and Control of Respiratory and Related	60,550	53,180
						\$ 346,360	\$ 147,135
Health and Human Services, Department of	Pass-Through	Rush University Medical Center	20043001-Sub01	93.084	Prevention of Disease, Disability, and Death by Infectious Diseases	\$ (1,126)	\$ -
Health and Human Services, Department of	Pass-Through	Rush University Medical Center	15120706-Sub003	93.084	Prevention of Disease, Disability, and Death by Infectious Diseases	(8,984)	-
Health and Human Services, Department of	Pass-Through	Rush University Medical Center	20012103-Sub01	93.084	Prevention of Disease, Disability, and Death by Infectious Diseases	24,458	-
Health and Human Services, Department of	Pass-Through	Rush University Medical Center	21101408-Sub01	93.084	Prevention of Disease, Disability, and Death by Infectious Diseases	84,650	-
Health and Human Services, Department of	Pass-Through	Stanford University	62318994-148206	93.084	Prevention of Disease, Disability, and Death by Infectious Diseases	15,342	-
Health and Human Services, Department of	Pass-Through	Stanford University	62318994-148206	93.084	Prevention of Disease, Disability, and Death by Infectious Diseases	3,968	-
Health and Human Services, Department of	Pass-Through	Stanford University	62318994-148206	93.084	Prevention of Disease, Disability, and Death by Infectious Diseases	39,388	-
						\$ 157,696	\$ -
Health and Human Services, Department of	Pass-Through	Georgia, State of	40500-031-22223920	93.092	Affordable Care Act (ACA) Personal Responsibility Education Program	\$ 52,849	\$ -
Health and Human Services, Department of	Direct		5 R01 FD005393-04	93.103	Food and Drug Administration Research	\$ 235,788	\$ -
Health and Human Services, Department of	Direct		5 UG3 FD007308-02	93.103	Food and Drug Administration Research	578,733	125,803
Health and Human Services, Department of	Pass-Through	University of Maryland, Baltimore (UMB)	F303447-1	93.103	Food and Drug Administration Research	59,686	-
Health and Human Services, Department of	Pass-Through	University of Maryland, Baltimore (UMB)	F303447-1/PO1000009179	93.103	Food and Drug Administration Research	393,000	-
						\$ 1,267,207	\$ 125,803
Health and Human Services, Department of	Direct		5 H17MC32706-02-00	93.110	Maternal and Child Health Federal Consolidated Programs	\$ 32,347	\$ -
Health and Human Services, Department of	Direct		5 T20 MC07463-15-00	93.110	Maternal and Child Health Federal Consolidated Programs	11,493	1,077
Health and Human Services, Department of	Direct		5 T77 MC31740-05-00	93.110	Maternal and Child Health Federal Consolidated Programs	163,812	7,983
Health and Human Services, Department of	Direct		6H98MC30374-03-02	93.110	Maternal and Child Health Federal Consolidated Programs	(10,461)	-
Health and Human Services, Department of	Pass-Through	Ann and Robert H. Lurie Children's Hospital of Chicago	901639-Michigan	93.110	Maternal and Child Health Federal Consolidated Programs	10,388	-
Health and Human Services, Department of	Pass-Through	Hemophilia Foundation of Michigan	MCHB 443 20-21	93.110	Maternal and Child Health Federal Consolidated Programs	(1,982)	-
Health and Human Services, Department of	Pass-Through	Hemophilia Foundation of Michigan	MCHB 446 21-22	93.110	Maternal and Child Health Federal Consolidated Programs	26,000	-
Health and Human Services, Department of	Pass-Through	Michigan, State of, Health and Human Services, Department of	20221080-00 / Q	93.110	Maternal and Child Health Federal Consolidated Programs	8,616	-
Health and Human Services, Department of	Pass-Through	Michigan, State of, Health and Human Services, Department of	E20202905-Project BE	93.110	Maternal and Child Health Federal Consolidated Programs	212	-
Health and Human Services, Department of	Pass-Through	Michigan, State of, Health and Human Services, Department of	E20212557-001 F	93.110	Maternal and Child Health Federal Consolidated Programs	105,809	-
Health and Human Services, Department of	Pass-Through	Michigan, State of, Health and Human Services, Department of	E20213684-00 R	93.110	Maternal and Child Health Federal Consolidated Programs	9,921	-
Health and Human Services, Department of	Pass-Through	Michigan, State of, Health and Human Services, Department of	E20221675-00 / G	93.110	Maternal and Child Health Federal Consolidated Programs	141,059	-
Health and Human Services, Department of	Pass-Through	Wayne State University	WSU020110	93.110	Maternal and Child Health Federal Consolidated Programs	9,990	-
Health and Human Services, Department of	Pass-Through	Wayne State University	WSU20107 A1	93.110	Maternal and Child Health Federal Consolidated Programs	372	-
Health and Human Services, Department of	Pass-Through	Wayne State University	WSU22031	93.110	Maternal and Child Health Federal Consolidated Programs	14,233	-
Health and Human Services, Department of	Pass-Through	Wayne State University	WSU22032	93.110	Maternal and Child Health Federal Consolidated Programs	26,045	-
						\$ 547,854	\$ 9,060
Health and Human Services, Department of	Direct		1 R21 ES029751-02	93.113	Environmental Health	\$ 51,825	\$ -
Health and Human Services, Department of	Direct		5 F31 ES033512-02	93.113	Environmental Health	6,200	-
Health and Human Services, Department of	Direct		5 K01 ES026839-05	93.113	Environmental Health	(854)	-
Health and Human Services, Department of	Direct		5 K01 ES032048-03	93.113	Environmental Health	154,121	-
Health and Human Services, Department of	Direct		5 K23 ES027221-05	93.113	Environmental Health	199,132	-
Health and Human Services, Department of	Direct		5 P30 ES017885-09	93.113	Environmental Health	389,866	-
Health and Human Services, Department of	Direct		5 R00 ES026198-05	93.113	Environmental Health	150,425	-
Health and Human Services, Department of	Direct		5 R01 ES022616-05	93.113	Environmental Health	(1,435)	-
Health and Human Services, Department of	Direct		5 R01 ES026578-05	93.113	Environmental Health	73,115	-

University of Michigan
Schedule of Expenditures of Federal Awards
For the Year Ended June 30, 2022

Cluster Title/Federal Grantor/Program	Type	Pass-Through Grantor	Award Identifier	Assistance Listing		Federal Expenditures	Passed-Through to Subrecipients
				Number	Assistance Listing Program Title		
Health and Human Services, Department of	Direct		5 R01 ES026603-05	93.113	Environmental Health	314,492	219,687
Health and Human Services, Department of	Direct		5 R01 ES026964-05	93.113	Environmental Health	292,859	-
Health and Human Services, Department of	Direct		5 R01 ES028694-04	93.113	Environmental Health	578,387	77,674
Health and Human Services, Department of	Direct		5 R01 ES028802-05	93.113	Environmental Health	473,654	-
Health and Human Services, Department of	Direct		5 R01 ES030049-04	93.113	Environmental Health	660,608	-
Health and Human Services, Department of	Direct		5 R01 ES031591-03	93.113	Environmental Health	416,170	163,030
Health and Human Services, Department of	Direct		5 R01 ES032157-02	93.113	Environmental Health	225,723	39,471
Health and Human Services, Department of	Direct		5 R01 ES032202-03	93.113	Environmental Health	242,490	114,891
Health and Human Services, Department of	Direct		5 R01 ES032203-02	93.113	Environmental Health	298,166	78,083
Health and Human Services, Department of	Direct		5 R01 ES032330-02	93.113	Environmental Health	427,461	74,852
Health and Human Services, Department of	Direct		5 R01 ES032389-03	93.113	Environmental Health	399,089	75,177
Health and Human Services, Department of	Direct		5 R01ES030374-03	93.113	Environmental Health	457,119	400,460
Health and Human Services, Department of	Direct		5 R01ES032255-03	93.113	Environmental Health	524,539	-
Health and Human Services, Department of	Direct		5 R21ES030791 02	93.113	Environmental Health	168,276	-
Health and Human Services, Department of	Direct		5 R21ES032305-02	93.113	Environmental Health	167,434	-
Health and Human Services, Department of	Direct		5 R24 ES028502-05	93.113	Environmental Health	250,286	78,008
Health and Human Services, Department of	Direct		5 R25 ES031549-07	93.113	Environmental Health	218,927	32,000
Health and Human Services, Department of	Direct		5 R35 ES031686-03	93.113	Environmental Health	1,010,171	-
Health and Human Services, Department of	Direct		5 U01 ES026697-04	93.113	Environmental Health	472,156	-
Health and Human Services, Department of	Direct		T32 ES007062	93.113	Environmental Health	4,288	-
Health and Human Services, Department of	Direct		T32 ES007062	93.113	Environmental Health	569,701	-
Health and Human Services, Department of	Pass-Through	Boston University	4500003574	93.113	Environmental Health	15,877	-
Health and Human Services, Department of	Pass-Through	Bowling Green State University	10009736-UM05	93.113	Environmental Health	8,499	-
Health and Human Services, Department of	Pass-Through	Colorado State University	G-18939-1	93.113	Environmental Health	(2)	-
Health and Human Services, Department of	Pass-Through	Columbia University	1(GG013747-01)POG13883	93.113	Environmental Health	91,030	-
Health and Human Services, Department of	Pass-Through	Columbia University	1(GG014276-01)POG13888	93.113	Environmental Health	9,692	-
Health and Human Services, Department of	Pass-Through	Columbia University	4(GG013015)	93.113	Environmental Health	47,590	-
Health and Human Services, Department of	Pass-Through	Johns Hopkins University	R01ES025531	93.113	Environmental Health	10,681	-
Health and Human Services, Department of	Pass-Through	Michigan State University	RCI13197B	93.113	Environmental Health	90,550	-
Health and Human Services, Department of	Pass-Through	Northeastern University	500610-78050	93.113	Environmental Health	(3,522)	-
Health and Human Services, Department of	Pass-Through	The University of Texas Health Science Center at San Antonio	170967/168893	93.113	Environmental Health	20,694	-
Health and Human Services, Department of	Pass-Through	University of California - Davis	A18-0173-S004	93.113	Environmental Health	56,400	-
Health and Human Services, Department of	Pass-Through	University of North Carolina at Chapel Hill	5122224	93.113	Environmental Health	5,887	-
Health and Human Services, Department of	Pass-Through	Wayne State University	WSU22156	93.113	Environmental Health	843	-
						\$ 9,548,610	\$ 1,353,333
Health and Human Services, Department of	Direct		1D33HP316700100	93.117	Preventive Medicine Residency	\$ 198,378	\$ -
Health and Human Services, Department of	Direct		1 F30 DE030675-01A1	93.121	Oral Diseases and Disorders Research	\$ 55,222	\$ -
Health and Human Services, Department of	Direct		1 R01 DE029181-01-A1	93.121	Oral Diseases and Disorders Research	3,799	-
Health and Human Services, Department of	Direct		1 R03 DE031037-02	93.121	Oral Diseases and Disorders Research	63,146	-
Health and Human Services, Department of	Direct		1 R56 DE030872 01	93.121	Oral Diseases and Disorders Research	446,865	-
Health and Human Services, Department of	Direct		2 R01 DE021139 11	93.121	Oral Diseases and Disorders Research	89,994	-
Health and Human Services, Department of	Direct		2 R56 DE015846-16	93.121	Oral Diseases and Disorders Research	195,287	-
Health and Human Services, Department of	Direct		5 F30 DE027605-05	93.121	Oral Diseases and Disorders Research	77,629	-
Health and Human Services, Department of	Direct		5 F30 DE028455-04	93.121	Oral Diseases and Disorders Research	104,631	-
Health and Human Services, Department of	Direct		5 F30 DE028465-04	93.121	Oral Diseases and Disorders Research	81,830	-
Health and Human Services, Department of	Direct		5 F30 DE029097-04	93.121	Oral Diseases and Disorders Research	92,208	-
Health and Human Services, Department of	Direct		5 F30 DE029359-03	93.121	Oral Diseases and Disorders Research	109,326	-
Health and Human Services, Department of	Direct		5 F30 DE030686-02	93.121	Oral Diseases and Disorders Research	112,814	-
Health and Human Services, Department of	Direct		5 F30-DE028167-02	93.121	Oral Diseases and Disorders Research	5,503	-
Health and Human Services, Department of	Direct		5 F31 DE028740-03	93.121	Oral Diseases and Disorders Research	4,806	-
Health and Human Services, Department of	Direct		5 F31 DE029992-03	93.121	Oral Diseases and Disorders Research	43,817	-
Health and Human Services, Department of	Direct		5 F31 DE030000-03	93.121	Oral Diseases and Disorders Research	45,014	-
Health and Human Services, Department of	Direct		5 F31 DE030697-02	93.121	Oral Diseases and Disorders Research	49,421	-
Health and Human Services, Department of	Direct		5 K08 DE030116 02	93.121	Oral Diseases and Disorders Research	135,395	-
Health and Human Services, Department of	Direct		5 K12DE027826-05	93.121	Oral Diseases and Disorders Research	207,961	-
Health and Human Services, Department of	Direct		5 K22 DE029779-03	93.121	Oral Diseases and Disorders Research	222,430	-
Health and Human Services, Department of	Direct		5 K99DE029756 02	93.121	Oral Diseases and Disorders Research	114,760	-
Health and Human Services, Department of	Direct		5 R01 DE020843-10	93.121	Oral Diseases and Disorders Research	(4,866)	-
Health and Human Services, Department of	Direct		5 R01 DE021139-10	93.121	Oral Diseases and Disorders Research	227,707	-
Health and Human Services, Department of	Direct		5 R01 DE021410-09	93.121	Oral Diseases and Disorders Research	257,893	-
Health and Human Services, Department of	Direct		5 R01 DE024450 08	93.121	Oral Diseases and Disorders Research	681,311	203,038
Health and Human Services, Department of	Direct		5 R01 DE024796-06	93.121	Oral Diseases and Disorders Research	63,719	-
Health and Human Services, Department of	Direct		5 R01 DE025225-05	93.121	Oral Diseases and Disorders Research	98,682	167,936
Health and Human Services, Department of	Direct		5 R01 DE025827-05	93.121	Oral Diseases and Disorders Research	150,880	-
Health and Human Services, Department of	Direct		5 R01 DE026116-05	93.121	Oral Diseases and Disorders Research	41,426	-
Health and Human Services, Department of	Direct		5 R01 DE026578-05	93.121	Oral Diseases and Disorders Research	342,220	2,126
Health and Human Services, Department of	Direct		5 R01 DE026630-05	93.121	Oral Diseases and Disorders Research	264,314	-
Health and Human Services, Department of	Direct		5 R01 DE026666-04	93.121	Oral Diseases and Disorders Research	18,307	-
Health and Human Services, Department of	Direct		5 R01 DE026728-05	93.121	Oral Diseases and Disorders Research	263,353	-
Health and Human Services, Department of	Direct		5 R01 DE027034-05	93.121	Oral Diseases and Disorders Research	295,231	-
Health and Human Services, Department of	Direct		5 R01 DE027662-05	93.121	Oral Diseases and Disorders Research	432,744	-
Health and Human Services, Department of	Direct		5 R01 DE027650-05	93.121	Oral Diseases and Disorders Research	525,409	-
Health and Human Services, Department of	Direct		5 R01 DE028657 04	93.121	Oral Diseases and Disorders Research	398,384	-
Health and Human Services, Department of	Direct		5 R01 DE030691-02	93.121	Oral Diseases and Disorders Research	868,346	-
Health and Human Services, Department of	Direct		5 R01 E029465 02	93.121	Oral Diseases and Disorders Research	332,214	-
Health and Human Services, Department of	Direct		5 R01DE022327-10	93.121	Oral Diseases and Disorders Research	332,902	-
Health and Human Services, Department of	Direct		5 R03 DE027399-02	93.121	Oral Diseases and Disorders Research	11,310	8,700
Health and Human Services, Department of	Direct		5 R03 DE027421-02	93.121	Oral Diseases and Disorders Research	(66,495)	-

**University of Michigan
Schedule of Expenditures of Federal Awards
For the Year Ended June 30, 2022**

Cluster Title/Federal Grantor/Program	Type	Pass-Through Grantor	Award Identifier	Assistance Listing		Federal Expenditures	Passed-Through to Subrecipients
				Number	Assistance Listing Program Title		
Health and Human Services, Department of	Direct		5 R03 DE027456-02	93.121	Oral Diseases and Disorders Research	9,724	-
Health and Human Services, Department of	Direct		5 R21 DE027169-02	93.121	Oral Diseases and Disorders Research	44,312	44,312
Health and Human Services, Department of	Direct		5 R21 DE027765-02	93.121	Oral Diseases and Disorders Research	78,573	-
Health and Human Services, Department of	Direct		5 R21 DE028690 02	93.121	Oral Diseases and Disorders Research	33,598	8,903
Health and Human Services, Department of	Direct		5 R21 DE029005-02	93.121	Oral Diseases and Disorders Research	192,178	-
Health and Human Services, Department of	Direct		5 R21 DE029012-02	93.121	Oral Diseases and Disorders Research	(4,049)	-
Health and Human Services, Department of	Direct		5 R21 DE029248 02	93.121	Oral Diseases and Disorders Research	183,765	-
Health and Human Services, Department of	Direct		5 R21 DE030213 02	93.121	Oral Diseases and Disorders Research	191,989	-
Health and Human Services, Department of	Direct		5 R35 DE027551-06	93.121	Oral Diseases and Disorders Research	1,036,546	-
Health and Human Services, Department of	Direct		5 U01 DE021412-11	93.121	Oral Diseases and Disorders Research	1,629,444	1,170,313
Health and Human Services, Department of	Direct		5 U01 DE025633-05	93.121	Oral Diseases and Disorders Research	265,201	-
Health and Human Services, Department of	Direct		5 U24 DE026915-03	93.121	Oral Diseases and Disorders Research	1,218,075	136,479
Health and Human Services, Department of	Direct		5 U24DE029462 03	93.121	Oral Diseases and Disorders Research	4,173,479	2,326,400
Health and Human Services, Department of	Direct		5 UG3-DE028849-02	93.121	Oral Diseases and Disorders Research	34,810	-
Health and Human Services, Department of	Direct		5 UH3 DE027372 05	93.121	Oral Diseases and Disorders Research	2,357,336	1,150,423
Health and Human Services, Department of	Direct		5 UH3DE028849-04	93.121	Oral Diseases and Disorders Research	246,056	-
Health and Human Services, Department of	Direct		7 R03 DE02773-03	93.121	Oral Diseases and Disorders Research	15,734	685
Health and Human Services, Department of	Direct		DE025225-06A1	93.121	Oral Diseases and Disorders Research	122,092	-
Health and Human Services, Department of	Direct		T32 DE007057	93.121	Oral Diseases and Disorders Research	598,408	-
Health and Human Services, Department of	Pass-Through	Cayman Chemical Company, Inc.	Agreement	93.121	Oral Diseases and Disorders Research	197,563	11,893
Health and Human Services, Department of	Pass-Through	Rutgers, The State University of New Jersey	1618 PO 1379382	93.121	Oral Diseases and Disorders Research	22,139	-
Health and Human Services, Department of	Pass-Through	Rutgers, The State University of New Jersey	1983/ PO 25037278	93.121	Oral Diseases and Disorders Research	185,211	-
Health and Human Services, Department of	Pass-Through	The University of Texas Health Science Center at Houston	SA0002205	93.121	Oral Diseases and Disorders Research	112,701	-
Health and Human Services, Department of	Pass-Through	The University of Texas Health Science Center at Houston	SA0002206	93.121	Oral Diseases and Disorders Research	9,393	-
Health and Human Services, Department of	Pass-Through	University of California - Los Angeles	1350 G YA829	93.121	Oral Diseases and Disorders Research	54,363	-
Health and Human Services, Department of	Pass-Through	University of Connecticut Health Center (UConn Health)	UCHC7-137856729	93.121	Oral Diseases and Disorders Research	251,999	-
Health and Human Services, Department of	Pass-Through	University of Connecticut Health Center (UConn Health)	UCHC7-160963922-A2	93.121	Oral Diseases and Disorders Research	353,546	-
Health and Human Services, Department of	Pass-Through	University of Pittsburgh	AWD00000571 (132864-2)	93.121	Oral Diseases and Disorders Research	1,588	-
Health and Human Services, Department of	Pass-Through	University of Pittsburgh	AWD00000571 (134641-2)	93.121	Oral Diseases and Disorders Research	65,471	-
						\$ 21,478,094	\$ 5,231,208
Health and Human Services, Department of	Direct		5 A22HP31014-06-00	93.124	Nurse Anesthetist Traineeship	\$ 33,948	\$ -
Health and Human Services, Department of	Pass-Through	Research Institute at Nationwide Children's Hospital	710040-0820-00/4603981-0-46	93.127	Emergency Medical Services for Children	\$ (773)	\$ -
Health and Human Services, Department of	Pass-Through	Research Institute at Nationwide Children's Hospital	710040-0822-00/4607046-0-46	93.127	Emergency Medical Services for Children	169,825	-
Health and Human Services, Department of	Pass-Through	Research Institute at Nationwide Children's Hospital	71004-0821-00/PO4605630-0-46	93.127	Emergency Medical Services for Children	26,590	-
Health and Human Services, Department of	Pass-Through	The Jackson Laboratory	210314-0522-08	93.127	Emergency Medical Services for Children	154,321	-
						\$ 349,963	\$ -
Health and Human Services, Department of	Direct		5 U48 DP006397-04-00	93.135	Centers for Research and Demonstration for Health Promotion and Disease Prevention	\$ 535,986	\$ 179,663
Health and Human Services, Department of	Direct		6 U48DP006397-02-02	93.135	Centers for Research and Demonstration for Health Promotion and Disease Prevention	384,948	237,383
						\$ 920,934	\$ 417,046
Health and Human Services, Department of	Direct		1 U01 CE003382-01-00	93.136	Injury Prevention and Control Research and State and Community Based Programs	\$ 318,548	\$ -
Health and Human Services, Department of	Direct		5 R01 CE003294-03-00	93.136	Injury Prevention and Control Research and State and Community Based Programs	467,528	228,312
Health and Human Services, Department of	Direct		5 R01 CE003302-02-02	93.136	Injury Prevention and Control Research and State and Community Based Programs	345,386	83,831
Health and Human Services, Department of	Direct		5 R01CD003303-03	93.136	Injury Prevention and Control Research and State and Community Based Programs	205,970	-
Health and Human Services, Department of	Direct		5 R49 CE002099-05	93.136	Injury Prevention and Control Research and State and Community Based Programs	(142,546)	-
Health and Human Services, Department of	Direct		5 R49 CE03085-04	93.136	Injury Prevention and Control Research and State and Community Based Programs	956,258	8,999
Health and Human Services, Department of	Direct		5 U01 CE002698-05	93.136	Injury Prevention and Control Research and State and Community Based Programs	445,703	50,767
Health and Human Services, Department of	Direct		6 U01 CE002780-01-03	93.136	Injury Prevention and Control Research and State and Community Based Programs	(577)	-
Health and Human Services, Department of	Pass-Through	Home of New Vision	Sub award agreement	93.136	Injury Prevention and Control Research and State and Community Based Programs	23,364	-
Health and Human Services, Department of	Pass-Through	Michigan State University	RC113249 - UM	93.136	Injury Prevention and Control Research and State and Community Based Programs	26,846	-
Health and Human Services, Department of	Pass-Through	Michigan, State of, Health and Human Services, Department of	E20203147-Project J	93.136	Injury Prevention and Control Research and State and Community Based Programs	(1)	-
Health and Human Services, Department of	Pass-Through	Michigan, State of, Health and Human Services, Department of	E20203581-00 CE	93.136	Injury Prevention and Control Research and State and Community Based Programs	(10)	-
Health and Human Services, Department of	Pass-Through	Michigan, State of, Health and Human Services, Department of	E20203746-Project CL	93.136	Injury Prevention and Control Research and State and Community Based Programs	604	-
Health and Human Services, Department of	Pass-Through	Michigan, State of, Health and Human Services, Department of	E20213626-001 L	93.136	Injury Prevention and Control Research and State and Community Based Programs	6,569	-
Health and Human Services, Department of	Pass-Through	Michigan, State of, Health and Human Services, Department of	E20213627-002 AR	93.136	Injury Prevention and Control Research and State and Community Based Programs	85,358	-
Health and Human Services, Department of	Pass-Through	Michigan, State of, Health and Human Services, Department of	E20213628-003 AT	93.136	Injury Prevention and Control Research and State and Community Based Programs	19,434	-
Health and Human Services, Department of	Pass-Through	Michigan, State of, Health and Human Services, Department of	E20213629-002 AU	93.136	Injury Prevention and Control Research and State and Community Based Programs	35,234	-
Health and Human Services, Department of	Pass-Through	Michigan, State of, Health and Human Services, Department of	E20213630-002 AW	93.136	Injury Prevention and Control Research and State and Community Based Programs	116,876	-

**University of Michigan
Schedule of Expenditures of Federal Awards
For the Year Ended June 30, 2022**

Cluster Title/Federal Grantor/Program	Type	Pass-Through Grantor	Award Identifier	Assistance Listing		Federal Expenditures	Passed-Through to Subrecipients
				Number	Assistance Listing Program Title		
Health and Human Services, Department of	Pass-Through	Michigan, State of, Health and Human Services, Department of	E20214114-002 BV	93.136	Injury Prevention and Control Research and State and Community Based Programs	33,280	-
Health and Human Services, Department of	Pass-Through	Michigan, State of, Health and Human Services, Department of	E20221083-00 / AZ	93.136	Injury Prevention and Control Research and State and Community Based Programs	65,962	-
Health and Human Services, Department of	Pass-Through	Michigan, State of, Health and Human Services, Department of	E20221127-00 / AY	93.136	Injury Prevention and Control Research and State and Community Based Programs	35,711	-
Health and Human Services, Department of	Pass-Through	Michigan, State of, Health and Human Services, Department of	E20221129-00 / BA	93.136	Injury Prevention and Control Research and State and Community Based Programs	73,494	-
Health and Human Services, Department of	Pass-Through	Michigan, State of, Health and Human Services, Department of	E20221130-00 / AW	93.136	Injury Prevention and Control Research and State and Community Based Programs	113,054	-
Health and Human Services, Department of	Pass-Through	Michigan, State of, Health and Human Services, Department of	E20222937-00 BD	93.136	Injury Prevention and Control Research and State and Community Based Programs	82,943	-
						\$ 3,314,988	\$ 371,909
Health and Human Services, Department of	Pass-Through	Michigan, State of, Health and Human Services, Department of	E20214755-00 C1	93.137	Community Programs to Improve Minority Health Grant Program	\$ 55,896	\$ -
Health and Human Services, Department of	Pass-Through	Michigan, State of, Health and Human Services, Department of	E20223963-00 R	93.137	Community Programs to Improve Minority Health Grant Program	32,780	-
						\$ 88,676	\$ -
Health and Human Services, Department of	Pass-Through	The University of Texas Health Science Center at Houston	SA0001575	93.142	NIEHS Hazardous Waste Worker Health and Safety Training	\$ 21,617	\$ -
Health and Human Services, Department of	Pass-Through	The University of Texas Health Science Center at Houston	SA0001577	93.142	NIEHS Hazardous Waste Worker Health and Safety Training	17,086	-
						\$ 38,703	\$ -
Health and Human Services, Department of	Direct		5 R25 ES032616-02	93.143	NIEHS Superfund Hazardous Substances_Basic Research and Education	\$ 42,794	\$ 3,084
Health and Human Services, Department of	Direct		5 R25 ES033042-02	93.143	NIEHS Superfund Hazardous Substances_Basic Research and Education	62,786	23,194
Health and Human Services, Department of	Pass-Through	Northeastern University	500589-78050	93.143	NIEHS Superfund Hazardous Substances_Basic Research and Education	3,198	-
Health and Human Services, Department of	Pass-Through	Northeastern University	500686-78050	93.143	NIEHS Superfund Hazardous Substances_Basic Research and Education	53	-
Health and Human Services, Department of	Pass-Through	Northeastern University	500687-78050	93.143	NIEHS Superfund Hazardous Substances_Basic Research and Education	(5,337)	-
Health and Human Services, Department of	Pass-Through	Northeastern University	500746-78050	93.143	NIEHS Superfund Hazardous Substances_Basic Research and Education	45,418	-
Health and Human Services, Department of	Pass-Through	Northeastern University	500749-78050	93.143	NIEHS Superfund Hazardous Substances_Basic Research and Education	198,765	-
Health and Human Services, Department of	Pass-Through	Northeastern University	500750-78050	93.143	NIEHS Superfund Hazardous Substances_Basic Research and Education	114,756	-
Health and Human Services, Department of	Pass-Through	Northeastern University	500807-78050	93.143	NIEHS Superfund Hazardous Substances_Basic Research and Education	4,575	-
Health and Human Services, Department of	Pass-Through	Northeastern University	500810-78050	93.143	NIEHS Superfund Hazardous Substances_Basic Research and Education	53,223	-
Health and Human Services, Department of	Pass-Through	Northeastern University	500811-78050	93.143	NIEHS Superfund Hazardous Substances_Basic Research and Education	65,555	-
						\$ 585,786	\$ 26,278
Health and Human Services, Department of	Pass-Through	Michigan, State of, Health and Human Services, Department of	E20212715-002 AD	93.150	Projects for Assistance in Transition from Homelessness (PATH)	\$ 110,355	\$ -
Health and Human Services, Department of	Direct		5 R01TS000327-02-00	93.161	Health Program for Toxic Substances and Disease Registry	\$ 222,597	\$ -
Health and Human Services, Department of	Direct		5 F31 HG010569-03	93.172	Human Genome Research	25,574	-
Health and Human Services, Department of	Direct		5 F31 HG011186-02	93.172	Human Genome Research	28,821	-
Health and Human Services, Department of	Direct		5 K01 HG010496-04	93.172	Human Genome Research	186,838	-
Health and Human Services, Department of	Direct		5 R01 HG008773-05	93.172	Human Genome Research	32,918	-
Health and Human Services, Department of	Direct		5 R01 HG009124-05	93.172	Human Genome Research	259,703	-
Health and Human Services, Department of	Direct		5 R01 HG010567-03	93.172	Human Genome Research	186,303	144,734
Health and Human Services, Department of	Direct		5 R01 HG010567-05	93.172	Human Genome Research	291,915	78,753
Health and Human Services, Department of	Direct		5 R01 HG010883-04	93.172	Human Genome Research	341,019	-
Health and Human Services, Department of	Direct		5 R01 HG011031-03	93.172	Human Genome Research	261,562	-
Health and Human Services, Department of	Direct		5 R01HG009976-05	93.172	Human Genome Research	316,782	21,600
Health and Human Services, Department of	Direct		5 R01HG010731 04	93.172	Human Genome Research	271,023	75,397
Health and Human Services, Department of	Direct		5 R21 HG011493-02	93.172	Human Genome Research	213,757	-
Health and Human Services, Department of	Direct		5 R35 HG011279-03	93.172	Human Genome Research	467,962	-
Health and Human Services, Department of	Direct		5 U01 HG011952-02	93.172	Human Genome Research	254,103	-
Health and Human Services, Department of	Direct		5 UM1 HG009382-04S1	93.172	Human Genome Research	180,189	-
Health and Human Services, Department of	Direct		T32 HG000040	93.172	Human Genome Research	(5,745)	-
Health and Human Services, Department of	Direct		T32 HG000040	93.172	Human Genome Research	915,004	-
Health and Human Services, Department of	Direct		T32 HG010030	93.172	Human Genome Research	245,774	-
Health and Human Services, Department of	Pass-Through	Stanford University	123432	93.172	Human Genome Research	349,805	-
Health and Human Services, Department of	Pass-Through	Stanford University	61630349-104913	93.172	Human Genome Research	67,852	-
Health and Human Services, Department of	Pass-Through	Stanford University	62446469-123432	93.172	Human Genome Research	(8,659)	-
Health and Human Services, Department of	Pass-Through	The Jackson Laboratory	210314-0430-08	93.172	Human Genome Research	(6,199)	-
Health and Human Services, Department of	Pass-Through	The Jackson Laboratory	210354-0821-06/PO 214564-0	93.172	Human Genome Research	232,525	-
Health and Human Services, Department of	Pass-Through	The President and Fellows of Harvard College aka Harvard University	153056.5113862.0612	93.172	Human Genome Research	(89,999)	-
Health and Human Services, Department of	Pass-Through	The University of Texas at Austin	UTAUS-SUB00000283	93.172	Human Genome Research	14,622	-
Health and Human Services, Department of	Pass-Through	University of Chicago	AWD102426 (SUB00000560)	93.172	Human Genome Research	153,258	-
Health and Human Services, Department of	Pass-Through	Washington University School of Medicine in St. Louis	WU-18-165-MOD-3	93.172	Human Genome Research	85,370	-
						\$ 5,272,077	\$ 320,484
Health and Human Services, Department of	Direct		1 F31 DC020397-01	93.173	Research Related to Deafness and Communication Disorders	\$ 5,055	\$ -
Health and Human Services, Department of	Direct		1 R13 DC020381-01	93.173	Research Related to Deafness and Communication Disorders	461	-
Health and Human Services, Department of	Direct		2R01DC011277-12A1	93.173	Research Related to Deafness and Communication Disorders	198,424	-

University of Michigan
Schedule of Expenditures of Federal Awards
For the Year Ended June 30, 2022

Cluster Title/Federal Grantor/Program	Type	Pass-Through Grantor	Award Identifier	Assistance Listing		Federal Expenditures	Passed-Through to Subrecipients
				Number	Assistance Listing Program Title		
Health and Human Services, Department of	Direct		5 DC018500-03	93.173	Research Related to Deafness and Communication Disorders	608,131	-
Health and Human Services, Department of	Direct		5 F31 DC018206-03	93.173	Research Related to Deafness and Communication Disorders	47,540	-
Health and Human Services, Department of	Direct		5 F31 DC019292-03	93.173	Research Related to Deafness and Communication Disorders	43,569	-
Health and Human Services, Department of	Direct		5 F32 DC018199-03	93.173	Research Related to Deafness and Communication Disorders	5,696	-
Health and Human Services, Department of	Direct		5 K99 DC019415-02	93.173	Research Related to Deafness and Communication Disorders	56,688	-
Health and Human Services, Department of	Direct		5 R00 DC013828-05	93.173	Research Related to Deafness and Communication Disorders	35,132	-
Health and Human Services, Department of	Direct		5 R01 DC004084-20	93.173	Research Related to Deafness and Communication Disorders	498,307	-
Health and Human Services, Department of	Direct		5 R01 DC011277-11	93.173	Research Related to Deafness and Communication Disorders	210,754	33,610
Health and Human Services, Department of	Direct		5 R01 DC012760-07	93.173	Research Related to Deafness and Communication Disorders	316,106	172,621
Health and Human Services, Department of	Direct		5 R01 DC014428-05	93.173	Research Related to Deafness and Communication Disorders	9,745	-
Health and Human Services, Department of	Direct		5 R01 DC014456-05	93.173	Research Related to Deafness and Communication Disorders	137,900	-
Health and Human Services, Department of	Direct		5 R01 DC014703-05	93.173	Research Related to Deafness and Communication Disorders	(35,840)	34,074
Health and Human Services, Department of	Direct		5 R01 DC015809-05	93.173	Research Related to Deafness and Communication Disorders	566,278	39,566
Health and Human Services, Department of	Direct		5 R01 DC018032-03	93.173	Research Related to Deafness and Communication Disorders	429,450	-
Health and Human Services, Department of	Direct		5 R01 DC018167-04	93.173	Research Related to Deafness and Communication Disorders	380,631	-
Health and Human Services, Department of	Direct		5 R01 DC018284-03	93.173	Research Related to Deafness and Communication Disorders	418,425	47,403
Health and Human Services, Department of	Direct		5 R01 DC018404-03	93.173	Research Related to Deafness and Communication Disorders	501,849	105,020
Health and Human Services, Department of	Direct		5 R01 DC019090-02	93.173	Research Related to Deafness and Communication Disorders	390,471	-
Health and Human Services, Department of	Direct		5 R01DC018003-03	93.173	Research Related to Deafness and Communication Disorders	640,253	-
Health and Human Services, Department of	Direct		5 R13DC017684-04	93.173	Research Related to Deafness and Communication Disorders	180,000	-
Health and Human Services, Department of	Direct		5 R21 DC016681-03	93.173	Research Related to Deafness and Communication Disorders	20,291	-
Health and Human Services, Department of	Direct		5 R21 DC017916-02	93.173	Research Related to Deafness and Communication Disorders	101,046	-
Health and Human Services, Department of	Direct		5-R01-DC-017119-05	93.173	Research Related to Deafness and Communication Disorders	422,670	-
Health and Human Services, Department of	Direct		5R01DC018283-03	93.173	Research Related to Deafness and Communication Disorders	502,191	237,859
Health and Human Services, Department of	Direct		5R21DC019429-02	93.173	Research Related to Deafness and Communication Disorders	70,728	-
Health and Human Services, Department of	Direct		T32 DC000011	93.173	Research Related to Deafness and Communication Disorders	(71,904)	-
Health and Human Services, Department of	Direct		T32 DC000011	93.173	Research Related to Deafness and Communication Disorders	354,630	-
Health and Human Services, Department of	Direct		T32 DC005356	93.173	Research Related to Deafness and Communication Disorders	241,370	-
Health and Human Services, Department of	Pass-Through	Ann and Robert H. Lurie Children's Hospital of Chicago	901537-UMich	93.173	Research Related to Deafness and Communication Disorders	390	-
Health and Human Services, Department of	Pass-Through	Boston University	4500002041	93.173	Research Related to Deafness and Communication Disorders	763	-
Health and Human Services, Department of	Pass-Through	Boston University	4500004025	93.173	Research Related to Deafness and Communication Disorders	15,616	-
Health and Human Services, Department of	Pass-Through	Indiana University	8797_UM_PO0331944	93.173	Research Related to Deafness and Communication Disorders	3,054	-
Health and Human Services, Department of	Pass-Through	Johns Hopkins University	118484	93.173	Research Related to Deafness and Communication Disorders	(583)	-
Health and Human Services, Department of	Pass-Through	Massachusetts Eye and Ear	530026	93.173	Research Related to Deafness and Communication Disorders	43,818	-
Health and Human Services, Department of	Pass-Through	New York University	20-A0-00-1005405	93.173	Research Related to Deafness and Communication Disorders	15,775	-
Health and Human Services, Department of	Pass-Through	Ohio State University, The	SPC-1000006582 / GR127359	93.173	Research Related to Deafness and Communication Disorders	189,239	-
Health and Human Services, Department of	Pass-Through	Prentke Romich Company	5020	93.173	Research Related to Deafness and Communication Disorders	94,998	-
Health and Human Services, Department of	Pass-Through	University of Delaware	56242	93.173	Research Related to Deafness and Communication Disorders	270	-
Health and Human Services, Department of	Pass-Through	University of Delaware	UDR0000197	93.173	Research Related to Deafness and Communication Disorders	7,147	-
						\$ 7,656,534	\$ 670,153
					Immunization Research, Demonstration, Public Information and Education Training and Clinical Skills Improvement Projects		
Health and Human Services, Department of	Direct		1 U01 IP001138-01	93.185	Immunization Research, Demonstration, Public Information and Education Training and Clinical Skills Improvement Projects	\$ 218,415	\$ 16,430
Health and Human Services, Department of	Direct		5 U01 IP001034-03	93.185	Immunization Research, Demonstration, Public Information and Education Training and Clinical Skills Improvement Projects	840,047	-
Health and Human Services, Department of	Direct		5 U01IP001138-02-00	93.185	Immunization Research, Demonstration, Public Information and Education Training and Clinical Skills Improvement Projects	169,959	-
Health and Human Services, Department of	Direct		6 U01 IP00113801-01	93.185	Immunization Research, Demonstration, Public Information and Education Training and Clinical Skills Improvement Projects	15,128	2,154
Health and Human Services, Department of	Direct		6 U01IP001104-03-02	93.185	Immunization Research, Demonstration, Public Information and Education Training and Clinical Skills Improvement Projects	226,713	-
Health and Human Services, Department of	Direct		6U01IP0010340402	93.185	Immunization Research, Demonstration, Public Information and Education Training and Clinical Skills Improvement Projects	406,090	-
						\$ 1,876,352	\$ 18,584
Health and Human Services, Department of	Pass-Through	Michigan State University	RC107653-UM	93.197	Childhood Lead Poisoning Prevention Projects, State and Local Childhood Lead Poisoning Prevention and Surveillance of Blood Lead Levels in Children	\$ 2,327	\$ -
Health and Human Services, Department of	Pass-Through	Michigan State University	RC107653-UM	93.197	Childhood Lead Poisoning Prevention Projects, State and Local Childhood Lead Poisoning Prevention and Surveillance of Blood Lead Levels in Children	133,662	-
Health and Human Services, Department of	Pass-Through	Michigan State University	RC111285UM	93.197	Childhood Lead Poisoning Prevention Projects, State and Local Childhood Lead Poisoning Prevention and Surveillance of Blood Lead Levels in Children	213,593	-
						\$ 349,582	\$ -
Health and Human Services, Department of	Direct		1R01AT010797-01	93.213	Research and Training in Complementary and Integrative Health	\$ 690,186	\$ -
Health and Human Services, Department of	Direct		5 F31 AT010973-03	93.213	Research and Training in Complementary and Integrative Health	43,406	-
Health and Human Services, Department of	Direct		5 F31 AT011282-02	93.213	Research and Training in Complementary and Integrative Health	41,684	-
Health and Human Services, Department of	Direct		5 F32 AT011278-02	93.213	Research and Training in Complementary and Integrative Health	63,171	-

University of Michigan
Schedule of Expenditures of Federal Awards
For the Year Ended June 30, 2022

Cluster Title/Federal Grantor/Program	Type	Pass-Through Grantor	Award Identifier	Assistance Listing		Federal Expenditures	Passed-Through to Subrecipients
				Number	Assistance Listing Program Title		
Health and Human Services, Department of	Direct		5 R01 AT010060-04	93.213	Research and Training in Complementary and Integrative Health	822,977	-
Health and Human Services, Department of	Direct		5 R01 AT010381-03	93.213	Research and Training in Complementary and Integrative Health	400,659	-
Health and Human Services, Department of	Direct		5 R01 AT010817-04	93.213	Research and Training in Complementary and Integrative Health	328,534	-
Health and Human Services, Department of	Direct		5 R01 AT011341-02	93.213	Research and Training in Complementary and Integrative Health	322,809	1,508
Health and Human Services, Department of	Direct		5 R01 AT011652-02	93.213	Research and Training in Complementary and Integrative Health	252,874	-
Health and Human Services, Department of	Direct		5 R01 AT011665-02	93.213	Research and Training in Complementary and Integrative Health	173,334	61,574
Health and Human Services, Department of	Direct		5 R25 AT010664-03	93.213	Research and Training in Complementary and Integrative Health	239,384	-
Health and Human Services, Department of	Direct		5 R61 AT009867-02	93.213	Research and Training in Complementary and Integrative Health	(5,503)	973
Health and Human Services, Department of	Direct		5R33AT010106-03	93.213	Research and Training in Complementary and Integrative Health	617,075	-
Health and Human Services, Department of	Pass-Through	Baylor University	32270170-01	93.213	Research and Training in Complementary and Integrative Health	58,568	-
Health and Human Services, Department of	Pass-Through	Baylor University	32270170-01	93.213	Research and Training in Complementary and Integrative Health	237,255	-
Health and Human Services, Department of	Pass-Through	Beth Israel Deaconess Medical Center	01029585	93.213	Research and Training in Complementary and Integrative Health	(9,448)	-
Health and Human Services, Department of	Pass-Through	Duke University	A03-4098	93.213	Research and Training in Complementary and Integrative Health	4,766	-
Health and Human Services, Department of	Pass-Through	Duke University	A034196	93.213	Research and Training in Complementary and Integrative Health	191,193	-
Health and Human Services, Department of	Pass-Through	Duke University	A034217	93.213	Research and Training in Complementary and Integrative Health	31,092	-
Health and Human Services, Department of	Pass-Through	Duke University	A03-5394	93.213	Research and Training in Complementary and Integrative Health	26,326	-
Health and Human Services, Department of	Pass-Through	Ohio State University, The	GR125248/ SPC-1000006038	93.213	Research and Training in Complementary and Integrative Health	158,370	-
Health and Human Services, Department of	Pass-Through	Ohio State University, The	GR125274 / SPC-1000006039	93.213	Research and Training in Complementary and Integrative Health	45,840	-
Health and Human Services, Department of	Pass-Through	Transtimulation Research Inc	R44AT011380	93.213	Research and Training in Complementary and Integrative Health	91,683	-
Health and Human Services, Department of	Pass-Through	University of California - San Francisco	11062sc	93.213	Research and Training in Complementary and Integrative Health	(770)	-
Health and Human Services, Department of	Pass-Through	University of California - San Francisco	11062sc	93.213	Research and Training in Complementary and Integrative Health	12,355	-
Health and Human Services, Department of	Pass-Through	Yale University	CON-800003170 (GR114017)	93.213	Research and Training in Complementary and Integrative Health	150,538	-
Health and Human Services, Department of	Pass-Through	Yale University	GR110379 (CON-80002481)	93.213	Research and Training in Complementary and Integrative Health	46,412	-
						\$ 5,034,770	\$ 64,055
Health and Human Services, Department of	Direct		1 R01 HS023597-01	93.226	Research on Healthcare Costs, Quality and Outcomes	\$ 5,939	\$ -
Health and Human Services, Department of	Direct		1 R13 HS028375-01	93.226	Research on Healthcare Costs, Quality and Outcomes	23,609	-
Health and Human Services, Department of	Direct		5 F32 HS028748-02	93.226	Research on Healthcare Costs, Quality and Outcomes	55,034	-
Health and Human Services, Department of	Direct		5 K01 HS027830-02	93.226	Research on Healthcare Costs, Quality and Outcomes	133,119	-
Health and Human Services, Department of	Direct		5 K08 HS023313-04	93.226	Research on Healthcare Costs, Quality and Outcomes	566	-
Health and Human Services, Department of	Direct		5 K08 HS024160-05	93.226	Research on Healthcare Costs, Quality and Outcomes	(2,076)	-
Health and Human Services, Department of	Direct		5 K08 HS025465-05	93.226	Research on Healthcare Costs, Quality and Outcomes	150,109	-
Health and Human Services, Department of	Direct		5 K08 HS025778-04	93.226	Research on Healthcare Costs, Quality and Outcomes	156,992	-
Health and Human Services, Department of	Direct		5 K08 HS026030-04	93.226	Research on Healthcare Costs, Quality and Outcomes	151,392	-
Health and Human Services, Department of	Direct		5 K08 HS026772-04	93.226	Research on Healthcare Costs, Quality and Outcomes	152,584	-
Health and Human Services, Department of	Direct		5 K08 HS027632-03	93.226	Research on Healthcare Costs, Quality and Outcomes	162,516	-
Health and Human Services, Department of	Direct		5 K08 HS027640-02	93.226	Research on Healthcare Costs, Quality and Outcomes	133,917	-
Health and Human Services, Department of	Direct		5 K08 HS027653-02	93.226	Research on Healthcare Costs, Quality and Outcomes	118,725	-
Health and Human Services, Department of	Direct		5 K08 HS028672-02	93.226	Research on Healthcare Costs, Quality and Outcomes	95,344	-
Health and Human Services, Department of	Direct		5 R01 026908-03	93.226	Research on Healthcare Costs, Quality and Outcomes	439,504	83,672
Health and Human Services, Department of	Direct		5 R01 HS024512-04	93.226	Research on Healthcare Costs, Quality and Outcomes	(10,889)	-
Health and Human Services, Department of	Direct		5 R01 HS024525-05	93.226	Research on Healthcare Costs, Quality and Outcomes	197,843	-
Health and Human Services, Department of	Direct		5 R01 HS024728-05	93.226	Research on Healthcare Costs, Quality and Outcomes	35,067	-
Health and Human Services, Department of	Direct		5 R01 HS024953-06	93.226	Research on Healthcare Costs, Quality and Outcomes	247,120	111,293
Health and Human Services, Department of	Direct		5 R01 HS025365-05	93.226	Research on Healthcare Costs, Quality and Outcomes	350,797	-
Health and Human Services, Department of	Direct		5 R01 HS025451-05	93.226	Research on Healthcare Costs, Quality and Outcomes	348,339	-
Health and Human Services, Department of	Direct		5 R01 HS025707-05	93.226	Research on Healthcare Costs, Quality and Outcomes	267,909	-
Health and Human Services, Department of	Direct		5 R01 HS026003-05	93.226	Research on Healthcare Costs, Quality and Outcomes	430,408	24,356
Health and Human Services, Department of	Direct		5 R01 HS026244-05	93.226	Research on Healthcare Costs, Quality and Outcomes	671,412	-
Health and Human Services, Department of	Direct		5 R01 HS026912-03	93.226	Research on Healthcare Costs, Quality and Outcomes	431,612	-
Health and Human Services, Department of	Direct		5 R01 HS027183-04	93.226	Research on Healthcare Costs, Quality and Outcomes	340,502	-
Health and Human Services, Department of	Direct		5 R01 HS027431-04	93.226	Research on Healthcare Costs, Quality and Outcomes	686,267	-
Health and Human Services, Department of	Direct		5 R01 HS027788-02	93.226	Research on Healthcare Costs, Quality and Outcomes	253,319	-
Health and Human Services, Department of	Direct		5 R01 HS027846-02	93.226	Research on Healthcare Costs, Quality and Outcomes	263,640	91,612
Health and Human Services, Department of	Direct		5 R01 HS028038-02	93.226	Research on Healthcare Costs, Quality and Outcomes	527,108	97,375
Health and Human Services, Department of	Direct		5 R01HS024709-06	93.226	Research on Healthcare Costs, Quality and Outcomes	58,544	41,819

University of Michigan
Schedule of Expenditures of Federal Awards
For the Year Ended June 30, 2022

Cluster Title/Federal Grantor/Program	Type	Pass-Through Grantor	Award Identifier	Assistance Listing		Federal Expenditures	Passed-Through to Subrecipients
				Number	Assistance Listing Program Title		
Health and Human Services, Department of	Direct		5 R01HS026725-04	93.226	Research on Healthcare Costs, Quality and Outcomes	418,665	320,488
Health and Human Services, Department of	Direct		5 R01HS027785-02	93.226	Research on Healthcare Costs, Quality and Outcomes	272,313	20,441
Health and Human Services, Department of	Direct		5 R1 8HS025891-04	93.226	Research on Healthcare Costs, Quality and Outcomes	536,173	-
Health and Human Services, Department of	Direct		5 R18 HS026622-04	93.226	Research on Healthcare Costs, Quality and Outcomes	653,619	262,639
Health and Human Services, Department of	Direct		5 R18 HS026874-03	93.226	Research on Healthcare Costs, Quality and Outcomes	365,466	-
Health and Human Services, Department of	Direct		5 R18 HS027902-03	93.226	Research on Healthcare Costs, Quality and Outcomes	518,382	451,549
Health and Human Services, Department of	Direct		5 R18 HS028562-02	93.226	Research on Healthcare Costs, Quality and Outcomes	157,731	-
Health and Human Services, Department of	Direct		5 R21HS026322-02	93.226	Research on Healthcare Costs, Quality and Outcomes	5,186	-
Health and Human Services, Department of	Direct		5 U18 HS025292-04	93.226	Research on Healthcare Costs, Quality and Outcomes	20,224	-
Health and Human Services, Department of	Direct		T32 HS000053	93.226	Research on Healthcare Costs, Quality and Outcomes	473,607	-
Health and Human Services, Department of	Pass-Through	Albert Einstein College of Medicine	311812	93.226	Research on Healthcare Costs, Quality and Outcomes	643	-
Health and Human Services, Department of	Pass-Through	Cleveland Clinic Foundation (CCF)	Subaward No 1469-SUB	93.226	Research on Healthcare Costs, Quality and Outcomes	52,967	-
Health and Human Services, Department of	Pass-Through	Northwestern University	60047941 UM	93.226	Research on Healthcare Costs, Quality and Outcomes	2,721	-
Health and Human Services, Department of	Pass-Through	Northwestern University	60047941 UOM	93.226	Research on Healthcare Costs, Quality and Outcomes	35,531	-
Health and Human Services, Department of	Pass-Through	Stanford University	62606479-132710	93.226	Research on Healthcare Costs, Quality and Outcomes	9,500	-
Health and Human Services, Department of	Pass-Through	University of California - San Francisco	10588sc	93.226	Research on Healthcare Costs, Quality and Outcomes	43,434	-
Health and Human Services, Department of	Pass-Through	University of Chicago	AWD100573 (SUB00000223)	93.226	Research on Healthcare Costs, Quality and Outcomes	16,307	-
Health and Human Services, Department of	Pass-Through	University of North Carolina at Chapel Hill	5122850	93.226	Research on Healthcare Costs, Quality and Outcomes	19,080	-
Health and Human Services, Department of	Pass-Through	University of Southern California	121781238	93.226	Research on Healthcare Costs, Quality and Outcomes	68,792	-
Health and Human Services, Department of	Pass-Through	University of Utah	10051038	93.226	Research on Healthcare Costs, Quality and Outcomes	(6,906)	-
Health and Human Services, Department of	Pass-Through	University of Utah	10051038-02/PO U000308376	93.226	Research on Healthcare Costs, Quality and Outcomes	27,373	-
Health and Human Services, Department of	Pass-Through	University of Utah	10057482-04	93.226	Research on Healthcare Costs, Quality and Outcomes	2,636	-
Health and Human Services, Department of	Pass-Through	University of Utah	10057482-04	93.226	Research on Healthcare Costs, Quality and Outcomes	1,317	-
Health and Human Services, Department of	Pass-Through	Washington University School of Medicine in St. Louis	PO ST00000571/WU-21-236-MOD-1	93.226	Research on Healthcare Costs, Quality and Outcomes	94,056	-
Health and Human Services, Department of	Pass-Through	Washington University School of Medicine in St. Louis	WU-21-236/PO 2941030K	93.226	Research on Healthcare Costs, Quality and Outcomes	7,395	-
						\$ 10,672,484	\$ 1,505,244
Health and Human Services, Department of	Direct		1 R56 HL149914-01A1	93.233	National Center on Sleep Disorders Research	242,927	-
Health and Human Services, Department of	Direct		1 R61HL151952-01A1	93.233	National Center on Sleep Disorders Research	243,769	-
Health and Human Services, Department of	Direct		5 K01 HL144914-04	93.233	National Center on Sleep Disorders Research	102,891	-
Health and Human Services, Department of	Direct		5 K01 HL151673-03	93.233	National Center on Sleep Disorders Research	167,707	-
Health and Human Services, Department of	Direct		5 K08 HL147377-04	93.233	National Center on Sleep Disorders Research	155,413	-
Health and Human Services, Department of	Direct		5 K23HL153897-02	93.233	National Center on Sleep Disorders Research	119,426	-
Health and Human Services, Department of	Direct		5 R01 HL126700-04	93.233	National Center on Sleep Disorders Research	213,318	22,575
Health and Human Services, Department of	Direct		5 R01 HL152741-03	93.233	National Center on Sleep Disorders Research	171,677	-
Health and Human Services, Department of	Pass-Through	Brigham and Women's Hospital	113047	93.233	National Center on Sleep Disorders Research	9,424	-
Health and Human Services, Department of	Pass-Through	The Children's Hospital of Philadelphia	3210920619-S1/PO#20022076-RSUB	93.233	National Center on Sleep Disorders Research	(22,955)	-
Health and Human Services, Department of	Pass-Through	The Children's Hospital of Philadelphia	3210920620	93.233	National Center on Sleep Disorders Research	(258)	-
Health and Human Services, Department of	Pass-Through	University of Pennsylvania	580871	93.233	National Center on Sleep Disorders Research	(14)	-
Health and Human Services, Department of	Pass-Through	University of Pennsylvania	580871	93.233	National Center on Sleep Disorders Research	(38)	-
Health and Human Services, Department of	Pass-Through	University of Pennsylvania	580871	93.233	National Center on Sleep Disorders Research	659	-
Health and Human Services, Department of	Pass-Through	University of Pennsylvania	580871	93.233	National Center on Sleep Disorders Research	5,509	-
Health and Human Services, Department of	Pass-Through	University of Pennsylvania	582550	93.233	National Center on Sleep Disorders Research	78,335	-
Health and Human Services, Department of	Pass-Through	University of Pennsylvania	582550	93.233	National Center on Sleep Disorders Research	34,618	-
Health and Human Services, Department of	Pass-Through	University of Pennsylvania	582550	93.233	National Center on Sleep Disorders Research	34,152	-
Health and Human Services, Department of	Pass-Through	University of Pennsylvania	582550	93.233	National Center on Sleep Disorders Research	63,216	-
Health and Human Services, Department of	Pass-Through	University of Pennsylvania	582550	93.233	National Center on Sleep Disorders Research	7,563	-
Health and Human Services, Department of	Pass-Through	University of Utah	10051783-01/POU000181390	93.233	National Center on Sleep Disorders Research	19,474	-
						\$ 1,648,813	\$ 22,575
Health and Human Services, Department of	Pass-Through	University of Wisconsin	0000001889	93.239	Policy Research and Evaluation Grants	61,900	-
Health and Human Services, Department of	Direct		1 F31 MH125613-01	93.242	Mental Health Research Grants	5,541	-
Health and Human Services, Department of	Direct		1 F31 MH129150-01A1	93.242	Mental Health Research Grants	5,799	-
Health and Human Services, Department of	Direct		1 R01 MH130158-01	93.242	Mental Health Research Grants	19,739	-
Health and Human Services, Department of	Direct		1 R01 MH130348-01	93.242	Mental Health Research Grants	21,541	-
Health and Human Services, Department of	Direct		1 R21 MH121974-01	93.242	Mental Health Research Grants	115,562	32,200
Health and Human Services, Department of	Direct		1 R21 MH126756-01A1	93.242	Mental Health Research Grants	37,985	5,414
Health and Human Services, Department of	Direct		1 R21 MH127485 01A1	93.242	Mental Health Research Grants	15,066	-
Health and Human Services, Department of	Direct		1 R34 MH123609-01	93.242	Mental Health Research Grants	147,719	-
Health and Human Services, Department of	Direct		1 R61 MH125757-01	93.242	Mental Health Research Grants	354,373	-
Health and Human Services, Department of	Direct		1 RF MH114244-01	93.242	Mental Health Research Grants	370,237	19,697
Health and Human Services, Department of	Direct		1 RF1 MH 123199-01	93.242	Mental Health Research Grants	339,660	-
Health and Human Services, Department of	Direct		1 RF1 MH122833-01	93.242	Mental Health Research Grants	35,070	-
Health and Human Services, Department of	Direct		1 RF1MH123402-01	93.242	Mental Health Research Grants	493,489	147,836
Health and Human Services, Department of	Direct		1 RF1MH124611-01	93.242	Mental Health Research Grants	1,102,216	475,558
Health and Human Services, Department of	Direct		1R21MH120465-01A1	93.242	Mental Health Research Grants	210,062	45,004
Health and Human Services, Department of	Direct		1RF1MH120005-01	93.242	Mental Health Research Grants	537,149	93,553
Health and Human Services, Department of	Direct		3 K23 MH109762-04S1	93.242	Mental Health Research Grants	147,666	-
Health and Human Services, Department of	Direct		5 F31 MH117887-03	93.242	Mental Health Research Grants	(10,497)	-
Health and Human Services, Department of	Direct		5 F31 MH123132-02	93.242	Mental Health Research Grants	50,572	-
Health and Human Services, Department of	Direct		5 F31 MH126511-02	93.242	Mental Health Research Grants	38,697	-
Health and Human Services, Department of	Direct		5 F32 MH124268-02	93.242	Mental Health Research Grants	66,305	-
Health and Human Services, Department of	Direct		5 K01 MH110605-04	93.242	Mental Health Research Grants	156,698	-
Health and Human Services, Department of	Direct		5 K01 MH126079 02	93.242	Mental Health Research Grants	83,678	-
Health and Human Services, Department of	Direct		5 K08 MH116267-04	93.242	Mental Health Research Grants	218,486	-
Health and Human Services, Department of	Direct		5 K23 MH108823-05	93.242	Mental Health Research Grants	(1,105)	-
Health and Human Services, Department of	Direct		5 K23 MH112852-04	93.242	Mental Health Research Grants	5,467	-
Health and Human Services, Department of	Direct		5 K23 MH113776-04	93.242	Mental Health Research Grants	100,285	-
Health and Human Services, Department of	Direct		5 R01 MH063649-18	93.242	Mental Health Research Grants	749,576	-
Health and Human Services, Department of	Direct		5 R01 MH101459-10	93.242	Mental Health Research Grants	638,044	-

University of Michigan
 Schedule of Expenditures of Federal Awards
 For the Year Ended June 30, 2022

Cluster Title/Federal Grantor/Program	Type	Pass-Through Grantor	Award Identifier	Assistance Listing		Federal Expenditures	Passed-Through to Subrecipients
				Number	Assistance Listing Program Title		
Health and Human Services, Department of	Direct		5 R01 MH102263-05	93.242	Mental Health Research Grants	(59,143)	-
Health and Human Services, Department of	Direct		5 R01 MH103244-05	93.242	Mental Health Research Grants	(340)	-
Health and Human Services, Department of	Direct		5 R01 MH103761-05	93.242	Mental Health Research Grants	(5)	-
Health and Human Services, Department of	Direct		5 R01 MH107419-05	93.242	Mental Health Research Grants	145,398	39,765
Health and Human Services, Department of	Direct		5 R01 MH107741-05	93.242	Mental Health Research Grants	361	-
Health and Human Services, Department of	Direct		5 R01 MH110524-04	93.242	Mental Health Research Grants	115,336	33,462
Health and Human Services, Department of	Direct		5 R01 MH110872-04	93.242	Mental Health Research Grants	405,406	140,311
Health and Human Services, Department of	Direct		5 R01 MH110932-04	93.242	Mental Health Research Grants	20,714	-
Health and Human Services, Department of	Direct		5 R01 MH112458-06	93.242	Mental Health Research Grants	658,989	239,973
Health and Human Services, Department of	Direct		5 R01 MH112669-05	93.242	Mental Health Research Grants	326,228	-
Health and Human Services, Department of	Direct		5 R01 MH113574-03	93.242	Mental Health Research Grants	(828)	(315)
Health and Human Services, Department of	Direct		5 R01 MH113582-03	93.242	Mental Health Research Grants	25,827	14,084
Health and Human Services, Department of	Direct		5 R01 MH114203-05	93.242	Mental Health Research Grants	357,768	-
Health and Human Services, Department of	Direct		5 R01 MH114958-04	93.242	Mental Health Research Grants	258,897	-
Health and Human Services, Department of	Direct		5 R01 MH115111-04	93.242	Mental Health Research Grants	612,215	61,394
Health and Human Services, Department of	Direct		5 R01 MH115765-04	93.242	Mental Health Research Grants	531,721	476,359
Health and Human Services, Department of	Direct		5 R01 MH120124-04	93.242	Mental Health Research Grants	641,768	41,293
Health and Human Services, Department of	Direct		5 R01 MH121079-04	93.242	Mental Health Research Grants	1,066,766	48,403
Health and Human Services, Department of	Direct		5 R01 MH121531-02	93.242	Mental Health Research Grants	546,149	-
Health and Human Services, Department of	Direct		5 R01 MH122491-03	93.242	Mental Health Research Grants	586,143	9,962
Health and Human Services, Department of	Direct		5 R01 MH123388 02	93.242	Mental Health Research Grants	405,598	5,994
Health and Human Services, Department of	Direct		5 R01 MH123392-03	93.242	Mental Health Research Grants	338,146	134,889
Health and Human Services, Department of	Direct		5 R01 MH126960 02	93.242	Mental Health Research Grants	420,307	134,908
Health and Human Services, Department of	Direct		5 R01 MH128198-02	93.242	Mental Health Research Grants	141,897	-
Health and Human Services, Department of	Direct		5 R01MH119346-04	93.242	Mental Health Research Grants	630,312	-
Health and Human Services, Department of	Direct		5 R21 MH120633-02	93.242	Mental Health Research Grants	179,126	-
Health and Human Services, Department of	Direct		5 R21 MH120824-02	93.242	Mental Health Research Grants	16,561	21,976
Health and Human Services, Department of	Direct		5 R21 MH123218-02	93.242	Mental Health Research Grants	127,972	25,550
Health and Human Services, Department of	Direct		5 R21MH117788-02	93.242	Mental Health Research Grants	176,718	-
Health and Human Services, Department of	Direct		5 R25 MH071279-15	93.242	Mental Health Research Grants	39,400	-
Health and Human Services, Department of	Direct		5 R33MH121641-02	93.242	Mental Health Research Grants	604,331	400,232
Health and Human Services, Department of	Direct		5 R34 MH111531-03	93.242	Mental Health Research Grants	27,143	-
Health and Human Services, Department of	Direct		5 R34 MH124767-03	93.242	Mental Health Research Grants	252,518	-
Health and Human Services, Department of	Direct		5 U01 MH104311-03	93.242	Mental Health Research Grants	(2,610)	(2,610)
Health and Human Services, Department of	Direct		5 U01 MH106892-05	93.242	Mental Health Research Grants	7,783	-
Health and Human Services, Department of	Direct		5R01MH118634-04	93.242	Mental Health Research Grants	662,509	-
Health and Human Services, Department of	Direct		5R01MH123458-02	93.242	Mental Health Research Grants	486,370	-
Health and Human Services, Department of	Direct		5R01MH125857-02	93.242	Mental Health Research Grants	167,257	32,557
Health and Human Services, Department of	Direct		5R01MH126137-02	93.242	Mental Health Research Grants	851,673	-
Health and Human Services, Department of	Direct		5R01MH126871-02	93.242	Mental Health Research Grants	216,274	48,676
Health and Human Services, Department of	Direct		5R25MH126703-02	93.242	Mental Health Research Grants	284,638	-
Health and Human Services, Department of	Direct		5R61MH117157-02	93.242	Mental Health Research Grants	586,066	53,086
Health and Human Services, Department of	Direct		7 K01 MH107774-05	93.242	Mental Health Research Grants	166,867	-
Health and Human Services, Department of	Pass-Through	Arizona State University	ASUB00000908	93.242	Mental Health Research Grants	31,673	-
Health and Human Services, Department of	Pass-Through	Care New England Health System	9272-8179	93.242	Mental Health Research Grants	(57)	-
Health and Human Services, Department of	Pass-Through	Columbia University	1(GG015132-01)	93.242	Mental Health Research Grants	51,773	-
Health and Human Services, Department of	Pass-Through	Courage Therapeutics, Inc.	Research Agreement	93.242	Mental Health Research Grants	137,381	-
Health and Human Services, Department of	Pass-Through	Emory University	A317782	93.242	Mental Health Research Grants	19,269	-
Health and Human Services, Department of	Pass-Through	Emory University	A403726	93.242	Mental Health Research Grants	118,823	-
Health and Human Services, Department of	Pass-Through	Emory University	A621472	93.242	Mental Health Research Grants	9,258	-
Health and Human Services, Department of	Pass-Through	Florida International University	000448	93.242	Mental Health Research Grants	(10)	-
Health and Human Services, Department of	Pass-Through	Florida International University	000486	93.242	Mental Health Research Grants	51,777	-
Health and Human Services, Department of	Pass-Through	Hektoen Institute for Medical Research, The	50082-R01-UMICH02	93.242	Mental Health Research Grants	(2,306)	-
Health and Human Services, Department of	Pass-Through	Hektoen Institute for Medical Research, The	50082-R01-UMICH02	93.242	Mental Health Research Grants	147	-
Health and Human Services, Department of	Pass-Through	Hektoen Institute for Medical Research, The	50082-R01-UMICH02	93.242	Mental Health Research Grants	16,196	-
Health and Human Services, Department of	Pass-Through	Hektoen Institute for Medical Research, The	50082-R01-UMICH02	93.242	Mental Health Research Grants	17,972	-
Health and Human Services, Department of	Pass-Through	Henry Ford Health System	B11208	93.242	Mental Health Research Grants	16,547	-
Health and Human Services, Department of	Pass-Through	Indiana University-Purdue University Indianapolis (IUPUI)	8819-UM	93.242	Mental Health Research Grants	107,107	-
Health and Human Services, Department of	Pass-Through	Johns Hopkins University	2004113264	93.242	Mental Health Research Grants	(19,240)	-
Health and Human Services, Department of	Pass-Through	Johns Hopkins University	2004113264	93.242	Mental Health Research Grants	16,280	-
Health and Human Services, Department of	Pass-Through	Johns Hopkins University	2004696001	93.242	Mental Health Research Grants	28,985	-
Health and Human Services, Department of	Pass-Through	Kaiser Permanente Washington Research Institute (KPWHRI)	RNG211559-UMich	93.242	Mental Health Research Grants	52,793	-
Health and Human Services, Department of	Pass-Through	Michigan State University	RC107579UM	93.242	Mental Health Research Grants	(2,491)	-
Health and Human Services, Department of	Pass-Through	Michigan State University	RC107692UM	93.242	Mental Health Research Grants	3,150	-
Health and Human Services, Department of	Pass-Through	Michigan State University	RC109167UM	93.242	Mental Health Research Grants	(724)	-
Health and Human Services, Department of	Pass-Through	Michigan State University	RC109167UM	93.242	Mental Health Research Grants	3,077	-
Health and Human Services, Department of	Pass-Through	Michigan State University	RC109167UM	93.242	Mental Health Research Grants	236,482	-
Health and Human Services, Department of	Pass-Through	Michigan State University	RC111688A	93.242	Mental Health Research Grants	288	-
Health and Human Services, Department of	Pass-Through	Michigan State University	RC111688A	93.242	Mental Health Research Grants	13,836	-
Health and Human Services, Department of	Pass-Through	Michigan State University	RC112111A	93.242	Mental Health Research Grants	17,476	-
Health and Human Services, Department of	Pass-Through	New York University Grossman School of Medicine	21-A1-00-1004371	93.242	Mental Health Research Grants	12,812	-
Health and Human Services, Department of	Pass-Through	Public Health Foundation Enterprises, Inc. (dba Heluna Health)	R34MH121139	93.242	Mental Health Research Grants	6,700	-
Health and Human Services, Department of	Pass-Through	Public Health Foundation Enterprises, Inc. (dba Heluna Health)	R34MH121139	93.242	Mental Health Research Grants	14,839	-
Health and Human Services, Department of	Pass-Through	Regents of the University of California	2022-1659	93.242	Mental Health Research Grants	1,664	-
Health and Human Services, Department of	Pass-Through	Research Institute at Nationwide Children's Hospital	700258-0422-00	93.242	Mental Health Research Grants	28,929	-
Health and Human Services, Department of	Pass-Through	San Diego State University	D8313-05 SA00 5A368A 7804/ E00	93.242	Mental Health Research Grants	32,495	-
Health and Human Services, Department of	Pass-Through	San Francisco State University	PO #S16-0020	93.242	Mental Health Research Grants	44,876	-
Health and Human Services, Department of	Pass-Through	Simmersion L.L.C.	5065-UM	93.242	Mental Health Research Grants	26,914	-

**University of Michigan
Schedule of Expenditures of Federal Awards
For the Year Ended June 30, 2022**

Cluster Title/Federal Grantor/Program	Type	Pass-Through Grantor	Award Identifier	Assistance Listing		Federal Expenditures	Passed-Through to Subrecipients
				Number	Assistance Listing Program Title		
Health and Human Services, Department of	Pass-Through	Simmerion L.L.C.	5076-UM	93.242	Mental Health Research Grants	202,282	-
Health and Human Services, Department of	Pass-Through	Stanford University	62326779-132392	93.242	Mental Health Research Grants	185,090	-
Health and Human Services, Department of	Pass-Through	Texas A & M University	M2200256	93.242	Mental Health Research Grants	135,355	-
Health and Human Services, Department of	Pass-Through	The Children's Hospital of Philadelphia	GRT-00001093	93.242	Mental Health Research Grants	6,496	-
Health and Human Services, Department of	Pass-Through	The University of Western Australia	Subaward of R01MHI18218	93.242	Mental Health Research Grants	61,081	-
Health and Human Services, Department of	Pass-Through	University of Alabama at Birmingham (UAB)	000518108-SC002	93.242	Mental Health Research Grants	(14,416)	-
Health and Human Services, Department of	Pass-Through	University of Alabama at Birmingham (UAB)	000518108-SC002	93.242	Mental Health Research Grants	73,861	-
Health and Human Services, Department of	Pass-Through	University of Alabama at Birmingham (UAB)	000518108-SC002	93.242	Mental Health Research Grants	7,881	-
Health and Human Services, Department of	Pass-Through	University of Alaska Fairbanks	UAF 20-0116	93.242	Mental Health Research Grants	(428)	-
Health and Human Services, Department of	Pass-Through	University of Alaska Fairbanks	UAF 20-0116	93.242	Mental Health Research Grants	112,679	20,888
Health and Human Services, Department of	Pass-Through	University of Alaska Fairbanks	UAF20-0116	93.242	Mental Health Research Grants	3,430	3,452
Health and Human Services, Department of	Pass-Through	University of California - Los Angeles	1940 G YA138	93.242	Mental Health Research Grants	97,308	-
Health and Human Services, Department of	Pass-Through	University of Iowa	S00482-02	93.242	Mental Health Research Grants	212,277	76,120
Health and Human Services, Department of	Pass-Through	University of Maryland, College Park	81426-Z0279201	93.242	Mental Health Research Grants	9,461	-
Health and Human Services, Department of	Pass-Through	University of Nevada, Reno	UNR-21-21	93.242	Mental Health Research Grants	1,678	-
Health and Human Services, Department of	Pass-Through	University of Pennsylvania	576948	93.242	Mental Health Research Grants	(6,267)	-
Health and Human Services, Department of	Pass-Through	University of Pennsylvania	579565	93.242	Mental Health Research Grants	115,676	-
Health and Human Services, Department of	Pass-Through	University of Pennsylvania	580595/PO 4550449	93.242	Mental Health Research Grants	169,449	-
Health and Human Services, Department of	Pass-Through	University of Pennsylvania	580595/PO4694111	93.242	Mental Health Research Grants	47,341	-
Health and Human Services, Department of	Pass-Through	University of Pittsburgh	AWD00003551 (135683-2)	93.242	Mental Health Research Grants	23,950	-
Health and Human Services, Department of	Pass-Through	University of Tennessee - Health Science Center	22-0095-MICH	93.242	Mental Health Research Grants	11,946	-
Health and Human Services, Department of	Pass-Through	University of Washington	UWSC11023/BP 037783	93.242	Mental Health Research Grants	24,944	-
Health and Human Services, Department of	Pass-Through	University of Washington	UWSC12860 / BPO57140	93.242	Mental Health Research Grants	13,101	-
Health and Human Services, Department of	Pass-Through	Vanderbilt University	VUMC62534	93.242	Mental Health Research Grants	(847)	-
Health and Human Services, Department of	Pass-Through	Vanderbilt University	VUMC62534	93.242	Mental Health Research Grants	75,671	-
Health and Human Services, Department of	Pass-Through	Washington University in St. Louis	WU-22-0245 ST00004387	93.242	Mental Health Research Grants	74,944	-
Health and Human Services, Department of	Pass-Through	Washington University in St. Louis	WU-22-0375 PO# ST00006715	93.242	Mental Health Research Grants	15,534	-
						\$ 21,835,474	\$ 2,879,671
Health and Human Services, Department of	Direct		5 H79TI081658-03	93.243	Substance Abuse and Mental Health Services Projects of Regional and National Significance	\$ 54,862	\$ -
Health and Human Services, Department of	Direct		6H79TI083999-01	93.243	Substance Abuse and Mental Health Services Projects of Regional and National Significance	79,063	-
Health and Human Services, Department of	Pass-Through	American Indian Health and Family Services of SE Michigan, Inc (AIHFS)	Research Agreement	93.243	Substance Abuse and Mental Health Services Projects of Regional and National Significance	66,579	-
Health and Human Services, Department of	Pass-Through	American Psychiatric Association	Project Title: CSS-SMI SAMHSA	93.243	Substance Abuse and Mental Health Services Projects of Regional and National Significance	63	-
Health and Human Services, Department of	Pass-Through	American Psychiatric Association	Project Title: CSS-SMI SAMHSA	93.243	Substance Abuse and Mental Health Services Projects of Regional and National Significance	590	-
Health and Human Services, Department of	Pass-Through	American Psychiatric Association	Project Title: CSS-SMI SAMHSA	93.243	Substance Abuse and Mental Health Services Projects of Regional and National Significance	25,950	-
Health and Human Services, Department of	Pass-Through	Detroit Health Department	6002283 PO 3034962	93.243	Substance Abuse and Mental Health Services Projects of Regional and National Significance	77,224	-
Health and Human Services, Department of	Pass-Through	George Washington University	19-M103	93.243	Substance Abuse and Mental Health Services Projects of Regional and National Significance	(9,297)	-
Health and Human Services, Department of	Pass-Through	George Washington University	19-M103	93.243	Substance Abuse and Mental Health Services Projects of Regional and National Significance	15,188	-
Health and Human Services, Department of	Pass-Through	George Washington University	19-M103	93.243	Substance Abuse and Mental Health Services Projects of Regional and National Significance	21,433	-
Health and Human Services, Department of	Pass-Through	Michigan, State of, Education, Department of	210000000315	93.243	Substance Abuse and Mental Health Services Projects of Regional and National Significance	225,720	-
Health and Human Services, Department of	Pass-Through	Michigan, State of, Health and Human Services, Department of	E20203279-Project BY	93.243	Substance Abuse and Mental Health Services Projects of Regional and National Significance	547	-
Health and Human Services, Department of	Pass-Through	Michigan, State of, Health and Human Services, Department of	E20213517-003 BJ	93.243	Substance Abuse and Mental Health Services Projects of Regional and National Significance	102,772	-
Health and Human Services, Department of	Pass-Through	Michigan, State of, Health and Human Services, Department of	E20222500-00/BO	93.243	Substance Abuse and Mental Health Services Projects of Regional and National Significance	294,989	-
Health and Human Services, Department of	Pass-Through	Michigan, State of, Health and Human Services, Department of	E20224467-00 / CC	93.243	Substance Abuse and Mental Health Services Projects of Regional and National Significance	9,007	9,007
Health and Human Services, Department of	Pass-Through	Teen HYPE	SP021781	93.243	Substance Abuse and Mental Health Services Projects of Regional and National Significance	(5,009)	-
						\$ 959,681	\$ 9,007
Health and Human Services, Department of	Direct		4 T94 HP30911-02-04	93.247	Advanced Nursing Education Workforce Grant Program	2,554	-
Health and Human Services, Department of	Direct		5 T14 HP33200-03-00	93.247	Advanced Nursing Education Workforce Grant Program	393,450	-
Health and Human Services, Department of	Direct		5 T96 HP42061-02	93.247	Advanced Nursing Education Workforce Grant Program	331,200	-
						\$ 727,204	\$ -
Health and Human Services, Department of	Direct		5 R21 OH011896-02	93.262	Occupational Safety and Health Program	79,099	-
Health and Human Services, Department of	Direct		5 T42 OH008455-18	93.262	Occupational Safety and Health Program	1,891,556	29,395
Health and Human Services, Department of	Direct		6 R01 OH011082-04-01	93.262	Occupational Safety and Health Program	280,246	-
						\$ 2,250,901	\$ 29,395
Health and Human Services, Department of	Direct		5 R01 HS024698-05	93.266	Care and Treatment under the President's Emergency Plan for AIDS Relief	\$ 216,148	\$ -
Health and Human Services, Department of	Pass-Through	Brown University	00001934	93.266	Care and Treatment under the President's Emergency Plan for AIDS Relief	13,547	-
Health and Human Services, Department of	Pass-Through	Brown University	00001947	93.266	Care and Treatment under the President's Emergency Plan for AIDS Relief	6,835	-
Health and Human Services, Department of	Pass-Through	Brown University	00001947	93.266	Care and Treatment under the President's Emergency Plan for AIDS Relief	7,884	-
						\$ 244,414	\$ -

University of Michigan
Schedule of Expenditures of Federal Awards
For the Year Ended June 30, 2022

Cluster Title/Federal Grantor/Program	Type	Pass-Through Grantor	Award Identifier	Assistance Listing		Federal Expenditures	Passed-Through to Subrecipients
				Number	Assistance Listing Program Title		
Health and Human Services, Department of	Direct		1 R01 AA028761-01	93.273	Alcohol Research Programs	\$ 375,369	\$ -
Health and Human Services, Department of	Direct		1R01AA029666-01	93.273	Alcohol Research Programs	20,716	-
Health and Human Services, Department of	Direct		1R01AA029808-01	93.273	Alcohol Research Programs	7,944	-
Health and Human Services, Department of	Direct		5 K01 AA024804-05	93.273	Alcohol Research Programs	137,032	-
Health and Human Services, Department of	Direct		5 K23 AA023869-06	93.273	Alcohol Research Programs	52,224	-
Health and Human Services, Department of	Direct		5 K23 AA026333-05	93.273	Alcohol Research Programs	179,129	-
Health and Human Services, Department of	Direct		5 R01 AA023504-09	93.273	Alcohol Research Programs	538,553	77,268
Health and Human Services, Department of	Direct		5 R01 AA024175-05	93.273	Alcohol Research Programs	391,647	-
Health and Human Services, Department of	Direct		5 R01 AA024433-05	93.273	Alcohol Research Programs	394,705	48,862
Health and Human Services, Department of	Direct		5 R01 AA024755-05	93.273	Alcohol Research Programs	397,220	-
Health and Human Services, Department of	Direct		5 R01 AA025684-03	93.273	Alcohol Research Programs	152,212	-
Health and Human Services, Department of	Direct		5 R01 AA025790-05	93.273	Alcohol Research Programs	604,033	-
Health and Human Services, Department of	Direct		5 R01 AA026687-03	93.273	Alcohol Research Programs	343,728	-
Health and Human Services, Department of	Direct		5 R01 AA027513-04	93.273	Alcohol Research Programs	690,674	36,809
Health and Human Services, Department of	Direct		5 R01 AA029400-02	93.273	Alcohol Research Programs	177,196	-
Health and Human Services, Department of	Direct		5 R03 AA027751-02	93.273	Alcohol Research Programs	63,796	-
Health and Human Services, Department of	Direct		5 R21 AA027875-02	93.273	Alcohol Research Programs	174,829	-
Health and Human Services, Department of	Direct		5 R21AA025945-02	93.273	Alcohol Research Programs	(2,030)	-
Health and Human Services, Department of	Direct		521AA028315-02	93.273	Alcohol Research Programs	237,005	-
Health and Human Services, Department of	Direct		5K01AA027558-04	93.273	Alcohol Research Programs	193,726	-
Health and Human Services, Department of	Direct		5K23AA022641-05	93.273	Alcohol Research Programs	(2,042)	-
Health and Human Services, Department of	Direct		5K23AA028232-03	93.273	Alcohol Research Programs	145,929	-
Health and Human Services, Department of	Direct		5R01AA028158-04	93.273	Alcohol Research Programs	522,044	-
Health and Human Services, Department of	Direct		5R34AA027272-03	93.273	Alcohol Research Programs	137,043	-
Health and Human Services, Department of	Direct		7 R01 AA026574-04	93.273	Alcohol Research Programs	244,164	115,241
Health and Human Services, Department of	Direct		T32 AA007477	93.273	Alcohol Research Programs	(10,063)	-
Health and Human Services, Department of	Direct		T32 AA007477	93.273	Alcohol Research Programs	192,672	-
Health and Human Services, Department of	Pass-Through	Arborsense, Inc.	Research Agreement	93.273	Alcohol Research Programs	26,109	-
Health and Human Services, Department of	Pass-Through	Brown University	00001217	93.273	Alcohol Research Programs	3,347	-
Health and Human Services, Department of	Pass-Through	Columbia University	1(GG014239)	93.273	Alcohol Research Programs	22,589	-
Health and Human Services, Department of	Pass-Through	Georgia State University	SP00014947-03	93.273	Alcohol Research Programs	7,665	-
Health and Human Services, Department of	Pass-Through	Michigan State University	RC112828B	93.273	Alcohol Research Programs	14,185	-
Health and Human Services, Department of	Pass-Through	University of California - San Francisco	11086sc	93.273	Alcohol Research Programs	35,982	-
Health and Human Services, Department of	Pass-Through	University of California - San Francisco	11585sc	93.273	Alcohol Research Programs	2,722	-
Health and Human Services, Department of	Pass-Through	University of Illinois at Chicago	17243	93.273	Alcohol Research Programs	(41)	-
Health and Human Services, Department of	Pass-Through	University of Minnesota	A007345702	93.273	Alcohol Research Programs	(8,194)	-
Health and Human Services, Department of	Pass-Through	University of Minnesota	A007398901	93.273	Alcohol Research Programs	(16,302)	-
Health and Human Services, Department of	Pass-Through	University of Minnesota	N009262901	93.273	Alcohol Research Programs	9,260	-
Health and Human Services, Department of	Pass-Through	University of Washington	BPO15637	93.273	Alcohol Research Programs	187	-
Health and Human Services, Department of	Pass-Through	University of Washington	UWSC12518	93.273	Alcohol Research Programs	10,813	-
Health and Human Services, Department of	Pass-Through	University of Washington	UWSC12519	93.273	Alcohol Research Programs	115,338	-
Health and Human Services, Department of	Pass-Through	Yale University	GR106383 (CON-80001834)	93.273	Alcohol Research Programs	43,224	-
						\$ 6,626,339	\$ 278,180
Health and Human Services, Department of	Direct		1 F31 DA054739-01	93.279	Drug Abuse and Addiction Research Programs	\$ 7,453	\$ -
Health and Human Services, Department of	Direct		1 F31 DA055451-01	93.279	Drug Abuse and Addiction Research Programs	11,759	-
Health and Human Services, Department of	Direct		1 F31 DA056192-01	93.279	Drug Abuse and Addiction Research Programs	3,102	-
Health and Human Services, Department of	Direct		1 R01 DA055026 01A1	93.279	Drug Abuse and Addiction Research Programs	58,982	-
Health and Human Services, Department of	Direct		1 R03 DA048129-02	93.279	Drug Abuse and Addiction Research Programs	11,741	-
Health and Human Services, Department of	Direct		1 R21 DA055067-01	93.279	Drug Abuse and Addiction Research Programs	75,696	-
Health and Human Services, Department of	Direct		1 U18 DA052371 1	93.279	Drug Abuse and Addiction Research Programs	67,872	-
Health and Human Services, Department of	Direct		1 UG3 NS115108-01A1	93.279	Drug Abuse and Addiction Research Programs	660,646	190,576
Health and Human Services, Department of	Direct		1UG3DA050173-01	93.279	Drug Abuse and Addiction Research Programs	(615)	-
Health and Human Services, Department of	Direct		2 R01 DA001411-48	93.279	Drug Abuse and Addiction Research Programs	1,350,748	-
Health and Human Services, Department of	Direct		2 R01 DA016575-20	93.279	Drug Abuse and Addiction Research Programs	587,531	-
Health and Human Services, Department of	Direct		3 UH3DA050173-02S1	93.279	Drug Abuse and Addiction Research Programs	1,251,237	-
Health and Human Services, Department of	Direct		5 F31 DA047738-02	93.279	Drug Abuse and Addiction Research Programs	(5,420)	-
Health and Human Services, Department of	Direct		5 F31 DA053697-02	93.279	Drug Abuse and Addiction Research Programs	40,979	-
Health and Human Services, Department of	Direct		5 F32 DA050416-02	93.279	Drug Abuse and Addiction Research Programs	(2,538)	-
Health and Human Services, Department of	Direct		5 K01 DA044270-04	93.279	Drug Abuse and Addiction Research Programs	152,198	-
Health and Human Services, Department of	Direct		5 K01 DA044279-02	93.279	Drug Abuse and Addiction Research Programs	(64)	-
Health and Human Services, Department of	Direct		5 K01 DA049219 03	93.279	Drug Abuse and Addiction Research Programs	109,360	-
Health and Human Services, Department of	Direct		5 K08 DA048110-04	93.279	Drug Abuse and Addiction Research Programs	180,472	-
Health and Human Services, Department of	Direct		5 K23 DA039341-05	93.279	Drug Abuse and Addiction Research Programs	3,434	-
Health and Human Services, Department of	Direct		5 K23 DA047475-04	93.279	Drug Abuse and Addiction Research Programs	166,061	-
Health and Human Services, Department of	Direct		5 P50 DA054039-02	93.279	Drug Abuse and Addiction Research Programs	1,244,363	372,649
Health and Human Services, Department of	Direct		5 R01 DA001411-47	93.279	Drug Abuse and Addiction Research Programs	4,449,168	219,196
Health and Human Services, Department of	Direct		5 R01 DA015188-15	93.279	Drug Abuse and Addiction Research Programs	247,933	-
Health and Human Services, Department of	Direct		5 R01 DA016575-19	93.279	Drug Abuse and Addiction Research Programs	1,704,696	-
Health and Human Services, Department of	Direct		5 R01 DA031160 09	93.279	Drug Abuse and Addiction Research Programs	235,596	-
Health and Human Services, Department of	Direct		5 R01 DA035316-05	93.279	Drug Abuse and Addiction Research Programs	(3,147)	-
Health and Human Services, Department of	Direct		5 R01 DA038261-05	93.279	Drug Abuse and Addiction Research Programs	302,581	-
Health and Human Services, Department of	Direct		5 R01 DA038599-05	93.279	Drug Abuse and Addiction Research Programs	(2,459)	-
Health and Human Services, Department of	Direct		5 R01 DA039159-05	93.279	Drug Abuse and Addiction Research Programs	292,894	-
Health and Human Services, Department of	Direct		5 R01 DA039901-08	93.279	Drug Abuse and Addiction Research Programs	627,259	95,821
Health and Human Services, Department of	Direct		5 R01 DA039952-05	93.279	Drug Abuse and Addiction Research Programs	41,780	-
Health and Human Services, Department of	Direct		5 R01 DA041032-05	93.279	Drug Abuse and Addiction Research Programs	107,479	-
Health and Human Services, Department of	Direct		5 R01 DA042092-02	93.279	Drug Abuse and Addiction Research Programs	322,456	-
Health and Human Services, Department of	Direct		5 R01 DA042779 05	93.279	Drug Abuse and Addiction Research Programs	203,903	-

University of Michigan
Schedule of Expenditures of Federal Awards
For the Year Ended June 30, 2022

Cluster Title/Federal Grantor/Program	Type	Pass-Through Grantor	Award Identifier	Assistance Listing		Federal Expenditures	Passed-Through to Subrecipients
				Number	Assistance Listing Program Title		
Health and Human Services, Department of	Direct		5 R01 DA042859-05	93.279	Drug Abuse and Addiction Research Programs	742,127	-
Health and Human Services, Department of	Direct		5 R01 DA043696-03	93.279	Drug Abuse and Addiction Research Programs	38,205	-
Health and Human Services, Department of	Direct		5 R01 DA044157-03	93.279	Drug Abuse and Addiction Research Programs	186,231	-
Health and Human Services, Department of	Direct		5 R01 DA044204-05	93.279	Drug Abuse and Addiction Research Programs	473,802	-
Health and Human Services, Department of	Direct		5 R01 DA044245-03	93.279	Drug Abuse and Addiction Research Programs	98,039	-
Health and Human Services, Department of	Direct		5 R01 DA044960-05	93.279	Drug Abuse and Addiction Research Programs	564,264	24,541
Health and Human Services, Department of	Direct		5 R01 DA045063-05	93.279	Drug Abuse and Addiction Research Programs	394,314	42,338
Health and Human Services, Department of	Direct		5 R01 DA045075-04	93.279	Drug Abuse and Addiction Research Programs	609,145	178,453
Health and Human Services, Department of	Direct		5 R01 DA046403-04	93.279	Drug Abuse and Addiction Research Programs	516,422	-
Health and Human Services, Department of	Direct		5 R01 DA048625 04	93.279	Drug Abuse and Addiction Research Programs	777,663	75,884
Health and Human Services, Department of	Direct		5 R01 DA049795 03	93.279	Drug Abuse and Addiction Research Programs	273,808	-
Health and Human Services, Department of	Direct		5 R01 DA052310 02	93.279	Drug Abuse and Addiction Research Programs	326,972	-
Health and Human Services, Department of	Direct		5 R01 DA054091-02	93.279	Drug Abuse and Addiction Research Programs	245,757	-
Health and Human Services, Department of	Direct		5 R01DA048993 02	93.279	Drug Abuse and Addiction Research Programs	339,277	68,904
Health and Human Services, Department of	Direct		5 R03 DA039003-02	93.279	Drug Abuse and Addiction Research Programs	(7,652)	-
Health and Human Services, Department of	Direct		5 R03 DA041891-02	93.279	Drug Abuse and Addiction Research Programs	(277)	-
Health and Human Services, Department of	Direct		5 R21 DA045146-02	93.279	Drug Abuse and Addiction Research Programs	(1,080)	-
Health and Human Services, Department of	Direct		5 R21 DA045277-02	93.279	Drug Abuse and Addiction Research Programs	32,342	31,441
Health and Human Services, Department of	Direct		5 R21 DA049729-02	93.279	Drug Abuse and Addiction Research Programs	124,314	-
Health and Human Services, Department of	Direct		5 R21 DA051723 02	93.279	Drug Abuse and Addiction Research Programs	226,630	-
Health and Human Services, Department of	Direct		5 R21 DA052594-02	93.279	Drug Abuse and Addiction Research Programs	83,988	-
Health and Human Services, Department of	Direct		5 R21DA050518-02	93.279	Drug Abuse and Addiction Research Programs	110,883	26,875
Health and Human Services, Department of	Direct		5 R34 DA045067-03	93.279	Drug Abuse and Addiction Research Programs	257,880	-
Health and Human Services, Department of	Direct		5 R34 DA045712-03	93.279	Drug Abuse and Addiction Research Programs	203,995	-
Health and Human Services, Department of	Direct		5 R34 DA047466-03	93.279	Drug Abuse and Addiction Research Programs	66,890	-
Health and Human Services, Department of	Direct		5 R37 DA039997-05	93.279	Drug Abuse and Addiction Research Programs	(91)	-
Health and Human Services, Department of	Direct		5 R37DA039997 08	93.279	Drug Abuse and Addiction Research Programs	818,924	146,077
Health and Human Services, Department of	Direct		5 U01 DA041106-05	93.279	Drug Abuse and Addiction Research Programs	(38)	-
Health and Human Services, Department of	Direct		5 U01 DA041106-08	93.279	Drug Abuse and Addiction Research Programs	1,559,514	-
Health and Human Services, Department of	Direct		5 U01 DA043098-05	93.279	Drug Abuse and Addiction Research Programs	351,688	54,364
Health and Human Services, Department of	Direct		5K23DA051561-02	93.279	Drug Abuse and Addiction Research Programs	143,813	-
Health and Human Services, Department of	Direct		T32 DA007268	93.279	Drug Abuse and Addiction Research Programs	417,722	-
Health and Human Services, Department of	Direct		T32 DA007281	93.279	Drug Abuse and Addiction Research Programs	68,828	-
Health and Human Services, Department of	Pass-Through	Arbor Medical Innovations, LLC	R43DA046981	93.279	Drug Abuse and Addiction Research Programs	(910)	-
Health and Human Services, Department of	Pass-Through	Arborsense, Inc.	Research Agreement	93.279	Drug Abuse and Addiction Research Programs	40,941	-
Health and Human Services, Department of	Pass-Through	Brown University	00001179	93.279	Drug Abuse and Addiction Research Programs	10,497	-
Health and Human Services, Department of	Pass-Through	Children's Research Institute	30003671-01	93.279	Drug Abuse and Addiction Research Programs	(142)	-
Health and Human Services, Department of	Pass-Through	Children's Research Institute	30003671-02	93.279	Drug Abuse and Addiction Research Programs	6,572	-
Health and Human Services, Department of	Pass-Through	Drexel University	900148	93.279	Drug Abuse and Addiction Research Programs	6,087	-
Health and Human Services, Department of	Pass-Through	Drexel University	900148 PO# U0230123	93.279	Drug Abuse and Addiction Research Programs	32,233	-
Health and Human Services, Department of	Pass-Through	Emory University	T852804	93.279	Drug Abuse and Addiction Research Programs	3,796	-
Health and Human Services, Department of	Pass-Through	George Washington University	18-S26	93.279	Drug Abuse and Addiction Research Programs	(52)	-
Health and Human Services, Department of	Pass-Through	George Washington University	18-S26	93.279	Drug Abuse and Addiction Research Programs	16,504	-
Health and Human Services, Department of	Pass-Through	Johns Hopkins University	2004951712	93.279	Drug Abuse and Addiction Research Programs	37,003	-
Health and Human Services, Department of	Pass-Through	RAND Corporation	SCON-00000283	93.279	Drug Abuse and Addiction Research Programs	10,809	-
Health and Human Services, Department of	Pass-Through	Research Foundation of City University of New York (CUNY)	CM00005078	93.279	Drug Abuse and Addiction Research Programs	136,253	-
Health and Human Services, Department of	Pass-Through	Texas State University, San Marcos	18012-82851-1	93.279	Drug Abuse and Addiction Research Programs	84,399	-
Health and Human Services, Department of	Pass-Through	University of California-San Diego	704050	93.279	Drug Abuse and Addiction Research Programs	2,155	-
Health and Human Services, Department of	Pass-Through	University of California-San Diego	704051	93.279	Drug Abuse and Addiction Research Programs	21,519	-
Health and Human Services, Department of	Pass-Through	University of California-San Diego	704051	93.279	Drug Abuse and Addiction Research Programs	575	-
Health and Human Services, Department of	Pass-Through	University of California-San Diego	704052	93.279	Drug Abuse and Addiction Research Programs	4,287	-
Health and Human Services, Department of	Pass-Through	University of California-San Diego	KR 704897	93.279	Drug Abuse and Addiction Research Programs	24,768	-
Health and Human Services, Department of	Pass-Through	University of Colorado	FY22.1144.001	93.279	Drug Abuse and Addiction Research Programs	48,960	-
Health and Human Services, Department of	Pass-Through	University of Minnesota	P007318202	93.279	Drug Abuse and Addiction Research Programs	42,768	-
Health and Human Services, Department of	Pass-Through	University of New Mexico	028455-871E	93.279	Drug Abuse and Addiction Research Programs	65,914	-
Health and Human Services, Department of	Pass-Through	University of Pittsburgh	AWD00000068 (132578-10)	93.279	Drug Abuse and Addiction Research Programs	42,889	-
Health and Human Services, Department of	Pass-Through	University of Wisconsin	855K400	93.279	Drug Abuse and Addiction Research Programs	90,919	-
						\$ 25,275,179	\$ 1,527,119
Health and Human Services, Department of	Direct		5 U01 DP006442 04	93.283	Centers for Disease Control and Prevention Investigations and Technical Assistance	\$ 758,692	\$ -
Health and Human Services, Department of	Direct		5 U01DP006489-03-00	93.283	Centers for Disease Control and Prevention Investigations and Technical Assistance	698,617	-
						\$ 1,457,309	\$ -
Health and Human Services, Department of	Pass-Through	Healthcare Inc.	Sub Contract	93.285	National Institutes of Health Pediatric Research Loan Repayment Program	\$ 9,869	\$ -
Health and Human Services, Department of	Pass-Through	Healthcare Inc.	SubAgreement	93.285	National Institutes of Health Pediatric Research Loan Repayment Program	9,612	-
						\$ 19,481	\$ -
Health and Human Services, Department of	Direct		1 F31 EB032745-01	93.286	Discovery and Applied Research for Technological Innovations to Improve Human Health	\$ 19,803	\$ -
Health and Human Services, Department of	Direct		1 K99 EB031564 01A1 F064524	93.286	Discovery and Applied Research for Technological Innovations to Improve Human Health	3,939	-
Health and Human Services, Department of	Direct		1 R01 EB028159-01	93.286	Discovery and Applied Research for Technological Innovations to Improve Human Health	359,114	84,346
Health and Human Services, Department of	Direct		1 R01 EB031166-01	93.286	Discovery and Applied Research for Technological Innovations to Improve Human Health	277,834	-
Health and Human Services, Department of	Direct		1 R21 EB026290-01A1	93.286	Discovery and Applied Research for Technological Innovations to Improve Human Health	155,130	-

**University of Michigan
Schedule of Expenditures of Federal Awards
For the Year Ended June 30, 2022**

Cluster Title/Federal Grantor/Program	Type	Pass-Through Grantor	Award Identifier	Assistance Listing		Federal Expenditures	Passed-Through to Subrecipients
				Number	Assistance Listing Program Title		
Health and Human Services, Department of	Direct		5 F32 EB029289-02	93.286	Discovery and Applied Research for Technological Innovations to Improve Human Health	61,649	-
Health and Human Services, Department of	Direct		5 K01 EB028877-04	93.286	Discovery and Applied Research for Technological Innovations to Improve Human Health	118,474	-
Health and Human Services, Department of	Direct		5 K99 EB028840-02	93.286	Discovery and Applied Research for Technological Innovations to Improve Human Health	92,612	-
Health and Human Services, Department of	Direct		5 R01 EB003320-24	93.286	Discovery and Applied Research for Technological Innovations to Improve Human Health	90,640	-
Health and Human Services, Department of	Direct		5 R01 EB016079-08	93.286	Discovery and Applied Research for Technological Innovations to Improve Human Health	300,455	-
Health and Human Services, Department of	Direct		5 R01 EB021155-04S1	93.286	Discovery and Applied Research for Technological Innovations to Improve Human Health	(20,748)	-
Health and Human Services, Department of	Direct		5 R01 EB022028-04	93.286	Discovery and Applied Research for Technological Innovations to Improve Human Health	(8,803)	-
Health and Human Services, Department of	Direct		5 R01 EB022033-04	93.286	Discovery and Applied Research for Technological Innovations to Improve Human Health	(15,184)	-
Health and Human Services, Department of	Direct		5 R01 EB022075-07	93.286	Discovery and Applied Research for Technological Innovations to Improve Human Health	625,722	-
Health and Human Services, Department of	Direct		5 R01 EB023294-04	93.286	Discovery and Applied Research for Technological Innovations to Improve Human Health	(635)	-
Health and Human Services, Department of	Direct		5 R01 EB023618-04	93.286	Discovery and Applied Research for Technological Innovations to Improve Human Health	168,866	-
Health and Human Services, Department of	Direct		5 R01 EB028309-04	93.286	Discovery and Applied Research for Technological Innovations to Improve Human Health	526,140	-
Health and Human Services, Department of	Direct		5 R01 EB028775-03	93.286	Discovery and Applied Research for Technological Innovations to Improve Human Health	414,808	25,288
Health and Human Services, Department of	Direct		5 R01 EB030031-03	93.286	Discovery and Applied Research for Technological Innovations to Improve Human Health	383,255	-
Health and Human Services, Department of	Direct		5 R01 EB030474-02	93.286	Discovery and Applied Research for Technological Innovations to Improve Human Health	248,566	-
Health and Human Services, Department of	Direct		5 R01B021155 06	93.286	Discovery and Applied Research for Technological Innovations to Improve Human Health	457,706	-
Health and Human Services, Department of	Direct		5 R03 EB026526-02	93.286	Discovery and Applied Research for Technological Innovations to Improve Human Health	48,439	-
Health and Human Services, Department of	Direct		5 R03 EB027444 02	93.286	Discovery and Applied Research for Technological Innovations to Improve Human Health	(2,279)	-
Health and Human Services, Department of	Direct		5 R21 EB027276-03	93.286	Discovery and Applied Research for Technological Innovations to Improve Human Health	144,506	49,181
Health and Human Services, Department of	Direct		5 R21EB030208 02	93.286	Discovery and Applied Research for Technological Innovations to Improve Human Health	159,121	89,655
Health and Human Services, Department of	Direct		5 U01 EB026977-05	93.286	Discovery and Applied Research for Technological Innovations to Improve Human Health	438,324	-
Health and Human Services, Department of	Direct		5 U01 EB028235-04	93.286	Discovery and Applied Research for Technological Innovations to Improve Human Health	662,828	-
Health and Human Services, Department of	Direct		5R01EB030492-02S1	93.286	Discovery and Applied Research for Technological Innovations to Improve Human Health	280,392	-
Health and Human Services, Department of	Direct		T32 EB005582	93.286	Discovery and Applied Research for Technological Innovations to Improve Human Health	(37,946)	-
Health and Human Services, Department of	Pass-Through	Cincinnati Children's Hospital Medical Center (CCHMC)	314370	93.286	Discovery and Applied Research for Technological Innovations to Improve Human Health	26,839	-
Health and Human Services, Department of	Pass-Through	Cincinnati Children's Hospital Medical Center (CCHMC)	314370/ OS0002944	93.286	Discovery and Applied Research for Technological Innovations to Improve Human Health	617	-
Health and Human Services, Department of	Pass-Through	Michigan State University	RC111834A	93.286	Discovery and Applied Research for Technological Innovations to Improve Human Health	170,844	-
Health and Human Services, Department of	Pass-Through	Michigan Technological University	19060102I	93.286	Discovery and Applied Research for Technological Innovations to Improve Human Health	30,896	-
Health and Human Services, Department of	Pass-Through	Michigan Technological University	19060102I/PO0106313	93.286	Discovery and Applied Research for Technological Innovations to Improve Human Health	34,680	-
Health and Human Services, Department of	Pass-Through	PhotoSonoX LLC	Subcontract Agreement	93.286	Discovery and Applied Research for Technological Innovations to Improve Human Health	42,321	-
Health and Human Services, Department of	Pass-Through	The University of Texas MD Anderson Cancer Center	3001588000	93.286	Discovery and Applied Research for Technological Innovations to Improve Human Health	62,330	-
Health and Human Services, Department of	Pass-Through	University at Buffalo	R1080444	93.286	Discovery and Applied Research for Technological Innovations to Improve Human Health	2,502	-
Health and Human Services, Department of	Pass-Through	University of Illinois at Chicago	18753	93.286	Discovery and Applied Research for Technological Innovations to Improve Human Health	32,617	-
Health and Human Services, Department of	Pass-Through	University of Toledo	F-2020-13	93.286	Discovery and Applied Research for Technological Innovations to Improve Human Health	24,019	-
Health and Human Services, Department of	Pass-Through	University of Wisconsin	0000000357	93.286	Discovery and Applied Research for Technological Innovations to Improve Human Health	151,081	-
Health and Human Services, Department of	Pass-Through	Wayne State University	WSU20008	93.286	Discovery and Applied Research for Technological Innovations to Improve Human Health	(53,867)	-
Health and Human Services, Department of	Pass-Through	Education Training and Research Associates	1TP2AH000065-01-00	93.297	Teenage Pregnancy Prevention Program	\$ 6,477,607	\$ 248,470
Health and Human Services, Department of	Pass-Through	Education Training and Research Associates	1TP2AH000065-02-00/PO 1456	93.297	Teenage Pregnancy Prevention Program	\$ 1,458	\$ -
						\$ 40,697	\$ -
						\$ 42,155	\$ -
Health and Human Services, Department of	Direct		5 U81 HP29300 07	93.300	National Center for Health Workforce Analysis	\$ 1,160,345	\$ 52,202
Health and Human Services, Department of	Direct		5 U81 HP29300-03-00	93.300	National Center for Health Workforce Analysis	(2,834)	-

University of Michigan
Schedule of Expenditures of Federal Awards
For the Year Ended June 30, 2022

Cluster Title/Federal Grantor/Program	Type	Pass-Through Grantor	Award Identifier	Assistance Listing		Federal Expenditures	Passed-Through to Subrecipients
				Number	Assistance Listing Program Title	\$	\$
					PPHF 2018: Office of Smoking and Health-National State-Based Tobacco Control Programs-Financed in part by 2018 Prevention and Public Health funds (PPHF)	\$ 1,157,511	\$ 52,202
Health and Human Services, Department of	Pass-Through	Michigan, State of, Health and Human Services, Department of	E20213251-00 BK	93.305			
Health and Human Services, Department of	Direct		1 K23 MD016950 01	93.307	Minority Health and Health Disparities Research	\$ 9,242	\$ -
Health and Human Services, Department of	Direct		1 U01 MD017867-01	93.307	Minority Health and Health Disparities Research	86,501	-
Health and Human Services, Department of	Direct		5 K23 MD016430 02	93.307	Minority Health and Health Disparities Research	277	-
Health and Human Services, Department of	Direct		5 R01 MD011516-04	93.307	Minority Health and Health Disparities Research	197,590	-
Health and Human Services, Department of	Direct		5 R01 MD011570-06	93.307	Minority Health and Health Disparities Research	550,857	-
Health and Human Services, Department of	Direct		5 R01 MD011716-05	93.307	Minority Health and Health Disparities Research	538,219	9,342
Health and Human Services, Department of	Direct		5 R01 MD011721-05	93.307	Minority Health and Health Disparities Research	698,802	281,314
Health and Human Services, Department of	Direct		5 R01 MD013299-05	93.307	Minority Health and Health Disparities Research	291,434	105,807
Health and Human Services, Department of	Direct		5 R01 MD015024-03	93.307	Minority Health and Health Disparities Research	781,115	56,098
Health and Human Services, Department of	Direct		5 R01 MD016046-02	93.307	Minority Health and Health Disparities Research	329,387	-
Health and Human Services, Department of	Direct		5 R01 MD016867 02	93.307	Minority Health and Health Disparities Research	253,144	74,662
Health and Human Services, Department of	Direct		5 R03 MD012327-02	93.307	Minority Health and Health Disparities Research	689,618	-
Health and Human Services, Department of	Direct		5 R21 MD012683-02	93.307	Minority Health and Health Disparities Research	16,153	-
Health and Human Services, Department of	Direct		5 R21 MD015847 02	93.307	Minority Health and Health Disparities Research	85,307	5,070
Health and Human Services, Department of	Direct		5 T37 MD001425-24	93.307	Minority Health and Health Disparities Research	129,333	-
Health and Human Services, Department of	Direct		5 U01 MD010579-05	93.307	Minority Health and Health Disparities Research	122,325	-
Health and Human Services, Department of	Direct		5R01MD014958-02	93.307	Minority Health and Health Disparities Research	225,568	-
Health and Human Services, Department of	Pass-Through	Florida International University	000548/PO FIU01-0000238511	93.307	Minority Health and Health Disparities Research	303,046	47,811
Health and Human Services, Department of	Pass-Through	MEI Research, Ltd.	STR Phase II	93.307	Minority Health and Health Disparities Research	84,540	-
Health and Human Services, Department of	Pass-Through	RAND Corporation	SCON-00000484	93.307	Minority Health and Health Disparities Research	69,247	-
Health and Human Services, Department of	Pass-Through	University of California - San Francisco	13022sc	93.307	Minority Health and Health Disparities Research	29,488	-
Health and Human Services, Department of	Pass-Through	University of Chicago	AWD102471 (SUB00000621)	93.307	Minority Health and Health Disparities Research	11,599	-
Health and Human Services, Department of	Pass-Through	University of Illinois at Chicago	18380	93.307	Minority Health and Health Disparities Research	32,210	-
Health and Human Services, Department of	Pass-Through	University of New Mexico	3RDF3	93.307	Minority Health and Health Disparities Research	8,662	-
Health and Human Services, Department of	Pass-Through	University of New Mexico	3RDF3	93.307	Minority Health and Health Disparities Research	2,237	-
Health and Human Services, Department of	Pass-Through	University of Pennsylvania	578811	93.307	Minority Health and Health Disparities Research	7,658	-
Health and Human Services, Department of	Pass-Through	University of Pennsylvania	583611	93.307	Minority Health and Health Disparities Research	181,031	-
Health and Human Services, Department of	Pass-Through	University of Utah	10044779-06	93.307	Minority Health and Health Disparities Research	10,510	-
						\$ 41,989	-
						\$ 5,777,847	\$ 580,104
Health and Human Services, Department of	Direct		1 DP2 DK113750-01	93.310	Trans-NIH Research Support	\$ 20,737	-
Health and Human Services, Department of	Direct		1 R03 OD030599-01	93.310	Trans-NIH Research Support	123,567	-
Health and Human Services, Department of	Direct		1 R03OD030605 01	93.310	Trans-NIH Research Support	140,535	-
Health and Human Services, Department of	Direct		1 R03OD32625-01	93.310	Trans-NIH Research Support	81,107	-
Health and Human Services, Department of	Direct		1 U18 TR003812-01	93.310	Trans-NIH Research Support	1,032,220	-
Health and Human Services, Department of	Direct		1 U2C ES026553-01	93.310	Trans-NIH Research Support	(3,351)	-
Health and Human Services, Department of	Direct		3 OT2 OD028191-01S3	93.310	Trans-NIH Research Support	677,514	-
Health and Human Services, Department of	Direct		3 OT2 OD030538-01S1	93.310	Trans-NIH Research Support	784,032	453,383
Health and Human Services, Department of	Direct		4 U18 TR003812-02	93.310	Trans-NIH Research Support	121,100	-
Health and Human Services, Department of	Direct		5 R01 HD086676-03S1	93.310	Trans-NIH Research Support	43,737	(8,613)
Health and Human Services, Department of	Direct		5 U01 CA235487-03	93.310	Trans-NIH Research Support	344,553	130,243
Health and Human Services, Department of	Direct		5 U01 GM125274-04	93.310	Trans-NIH Research Support	(1,118)	-
Health and Human Services, Department of	Direct		5 U24 DK112342-06	93.310	Trans-NIH Research Support	1,945,773	-
Health and Human Services, Department of	Direct		5 U2CES030164-04	93.310	Trans-NIH Research Support	978,961	20,344
Health and Human Services, Department of	Direct		5 UG3 CA268091 02	93.310	Trans-NIH Research Support	420,802	6,390
Health and Human Services, Department of	Direct		5 UMI NS118922 03	93.310	Trans-NIH Research Support	770,473	159,056
Health and Human Services, Department of	Pass-Through	Aga Khan University	Sub-Grant Agreement	93.310	Trans-NIH Research Support	200,841	-
Health and Human Services, Department of	Pass-Through	Duke University	A03-3807	93.310	Trans-NIH Research Support	88,407	-
Health and Human Services, Department of	Pass-Through	Duke University	A03-5274	93.310	Trans-NIH Research Support	12,234	-
Health and Human Services, Department of	Pass-Through	Michigan State University	RC108889UM	93.310	Trans-NIH Research Support	(1,227)	-
Health and Human Services, Department of	Pass-Through	Michigan State University	RC108889UM	93.310	Trans-NIH Research Support	132,926	-
Health and Human Services, Department of	Pass-Through	Michigan State University	RC108889UM	93.310	Trans-NIH Research Support	446,758	-
Health and Human Services, Department of	Pass-Through	Michigan State University	RG100983	93.310	Trans-NIH Research Support	709	-
Health and Human Services, Department of	Pass-Through	Michigan State University	RG100983-UofM-GOODRICH	93.310	Trans-NIH Research Support	21,208	-
Health and Human Services, Department of	Pass-Through	Northeastern University	500669-78051	93.310	Trans-NIH Research Support	7,043	-
Health and Human Services, Department of	Pass-Through	Northeastern University	500717-78050	93.310	Trans-NIH Research Support	111,661	-
Health and Human Services, Department of	Pass-Through	Northeastern University	500780-78051	93.310	Trans-NIH Research Support	327,607	-
Health and Human Services, Department of	Pass-Through	Purdue University	11000549-014	93.310	Trans-NIH Research Support	967	-
Health and Human Services, Department of	Pass-Through	Purdue University	11000549-014	93.310	Trans-NIH Research Support	530,733	-
Health and Human Services, Department of	Pass-Through	The President and Fellows of Harvard College aka Harvard University	153056.5113862.0612	93.310	Trans-NIH Research Support	44,058	-
Health and Human Services, Department of	Pass-Through	University of Ghana	9U54DK116913-10 Amend no #	93.310	Trans-NIH Research Support	6,395	-
Health and Human Services, Department of	Pass-Through	University of Ghana	9U54DK116913-11	93.310	Trans-NIH Research Support	34,437	-
Health and Human Services, Department of	Pass-Through	University of Illinois-Urbana-Champaign	102497-18334	93.310	Trans-NIH Research Support	14,685	-
Health and Human Services, Department of	Pass-Through	University of Illinois-Urbana-Champaign	107346-18823	93.310	Trans-NIH Research Support	2,438	-
Health and Human Services, Department of	Pass-Through	University of North Carolina at Chapel Hill	5121237	93.310	Trans-NIH Research Support	37,138	-
Health and Human Services, Department of	Pass-Through	University of Pittsburgh	AWD00001053 (134698-5)	93.310	Trans-NIH Research Support	(70)	-
Health and Human Services, Department of	Pass-Through	University of Southern California	136753158	93.310	Trans-NIH Research Support	15,912	-
Health and Human Services, Department of	Pass-Through	University of Southern California	SCON-00002634	93.310	Trans-NIH Research Support	17,759	-
Health and Human Services, Department of	Pass-Through	Vanderbilt University Medical Center	VUMC 58159	93.310	Trans-NIH Research Support	10,974	-
Health and Human Services, Department of	Pass-Through	Vanderbilt University Medical Center	VUMC 58159	93.310	Trans-NIH Research Support	11,642	-
Health and Human Services, Department of	Pass-Through	Wits Health Consortium	Subaward Agreement	93.310	Trans-NIH Research Support	33,871	-
						\$ 9,589,748	\$ 760,803
Health and Human Services, Department of	Pass-Through	Michigan, State of, Health and Human Services, Department of	E20214765-00 CG	93.323	Epidemiology and Laboratory Capacity for Infectious Diseases (ELC)	\$ 245,778	\$ -

**University of Michigan
Schedule of Expenditures of Federal Awards
For the Year Ended June 30, 2022**

Cluster Title/Federal Grantor/Program	Type	Pass-Through Grantor	Award Identifier	Assistance Listing		Federal Expenditures	Passed-Through to Subrecipients
				Number	Assistance Listing Program Title		
Health and Human Services, Department of	Pass-Through	Michigan, State of, Health and Human Services, Department of	E20215201-00 CM	93.323	Epidemiology and Laboratory Capacity for Infectious Diseases (ELC)	263,522	-
Health and Human Services, Department of	Pass-Through	Michigan, State of, Health and Human Services, Department of	E20215225-00 CN	93.323	Epidemiology and Laboratory Capacity for Infectious Diseases (ELC)	79,142	-
Health and Human Services, Department of	Pass-Through	Michigan, State of, Health and Human Services, Department of	E20223920-00 / BW	93.323	Epidemiology and Laboratory Capacity for Infectious Diseases (ELC)	229,296	-
Health and Human Services, Department of	Pass-Through	Michigan, State of, Health and Human Services, Department of	E20224017-00 / CU	93.323	Epidemiology and Laboratory Capacity for Infectious Diseases (ELC)	558,905	-
Health and Human Services, Department of	Pass-Through	Michigan, State of, Health and Human Services, Department of	E20224018-00 CV	93.323	Epidemiology and Laboratory Capacity for Infectious Diseases (ELC)	526,469	-
Health and Human Services, Department of	Pass-Through	Michigan, State of, Health and Human Services, Department of	E20224639-00 CD	93.323	Epidemiology and Laboratory Capacity for Infectious Diseases (ELC)	187,576	-
						<u>\$ 2,090,688</u>	<u>\$ -</u>
Health and Human Services, Department of	Direct		5 KL2 TR002241-05	93.350	National Center for Advancing Translational Sciences	\$ 1,148,025	\$ -
Health and Human Services, Department of	Direct		5 R21 TR003185 02	93.350	National Center for Advancing Translational Sciences	210,927	27,047
Health and Human Services, Department of	Direct		5 U01 TR002013-03	93.350	National Center for Advancing Translational Sciences	(6,856)	-
Health and Human Services, Department of	Direct		5 U01 TR002488-05	93.350	National Center for Advancing Translational Sciences	993,549	228,913
Health and Human Services, Department of	Direct		5 U01 TR003409-03	93.350	National Center for Advancing Translational Sciences	582,053	147,617
Health and Human Services, Department of	Direct		5 UL1 TR002240-05	93.350	National Center for Advancing Translational Sciences	9,088,125	19,752
Health and Human Services, Department of	Direct		TL1 TR002242	93.350	National Center for Advancing Translational Sciences	829,353	-
Health and Human Services, Department of	Pass-Through	Mayo Clinic	THE-254500/PO #66694845	93.350	National Center for Advancing Translational Sciences	(593)	-
Health and Human Services, Department of	Pass-Through	Mayo Clinic	THE-254500-01	93.350	National Center for Advancing Translational Sciences	45,977	-
Health and Human Services, Department of	Pass-Through	Mayo Clinic	THE-254500-03	93.350	National Center for Advancing Translational Sciences	171,368	-
Health and Human Services, Department of	Pass-Through	University of Pittsburgh	AWD00000243 (134445-31)	93.350	National Center for Advancing Translational Sciences	2,382	-
Health and Human Services, Department of	Pass-Through	University of Washington	BPO51292	93.350	National Center for Advancing Translational Sciences	333,151	-
Health and Human Services, Department of	Pass-Through	University of Washington	UWSC12197	93.350	National Center for Advancing Translational Sciences	42,648	-
Health and Human Services, Department of	Pass-Through	Virginia Commonwealth University	FP00010200_SA001	93.350	National Center for Advancing Translational Sciences	57,027	-
						<u>\$ 13,497,136</u>	<u>\$ 423,329</u>
Health and Human Services, Department of	Direct		1 S10 OD026825-01A1	93.351	Research Infrastructure Programs	\$ 282,816	\$ -
Health and Human Services, Department of	Direct		1 S10 OD028456 01A	93.351	Research Infrastructure Programs	150,000	-
Health and Human Services, Department of	Direct		1 S10 OD028710-01	93.351	Research Infrastructure Programs	1,281,397	-
Health and Human Services, Department of	Direct		1 S10 OD030275-01	93.351	Research Infrastructure Programs	322,061	-
Health and Human Services, Department of	Direct		1 S10 OD28612 01A1	93.351	Research Infrastructure Programs	599,138	-
Health and Human Services, Department of	Direct		1S10OD026738-01	93.351	Research Infrastructure Programs	1,400,000	-
Health and Human Services, Department of	Pass-Through	North Carolina State University	2018-0522-01	93.351	Research Infrastructure Programs	1,960	-
						<u>\$ 4,037,372</u>	<u>\$ -</u>
Health and Human Services, Department of	Direct		1 U01 CA232827-01A1	93.353	21st Century Cures Act - Beau Biden Cancer Moonshot	\$ 930,796	\$ 485
Health and Human Services, Department of	Direct		3 U01 DE029255 01S1	93.353	21st Century Cures Act - Beau Biden Cancer Moonshot	1,149,394	195,249
Health and Human Services, Department of	Direct		4 U01CA224145-02	93.353	21st Century Cures Act - Beau Biden Cancer Moonshot	(40,029)	-
Health and Human Services, Department of	Direct		5 U01 CA254822-03	93.353	21st Century Cures Act - Beau Biden Cancer Moonshot	603,597	165,490
Health and Human Services, Department of	Direct		5 U01CA224145-03	93.353	21st Century Cures Act - Beau Biden Cancer Moonshot	794,947	-
Health and Human Services, Department of	Pass-Through	Dana-Farber Cancer Institute	1204003	93.353	21st Century Cures Act - Beau Biden Cancer Moonshot	6,992	-
Health and Human Services, Department of	Pass-Through	Dana-Farber Cancer Institute	1204004	93.353	21st Century Cures Act - Beau Biden Cancer Moonshot	34,013	-
Health and Human Services, Department of	Pass-Through	Kaiser Permanente Washington Research Institute (KPWHRI)	RNG210368-BUDG03-UMich	93.353	21st Century Cures Act - Beau Biden Cancer Moonshot	11,367	-
Health and Human Services, Department of	Pass-Through	Kaiser Permanente Washington Research Institute (KPWHRI)	RNG210368-Umich	93.353	21st Century Cures Act - Beau Biden Cancer Moonshot	48,854	-
Health and Human Services, Department of	Pass-Through	University of Minnesota	H006354701	93.353	21st Century Cures Act - Beau Biden Cancer Moonshot	39,307	-
Health and Human Services, Department of	Pass-Through	University of Minnesota	H008806801	93.353	21st Century Cures Act - Beau Biden Cancer Moonshot	82,774	-
						<u>\$ 3,662,012</u>	<u>\$ 361,224</u>
						<u>\$ -</u>	<u>\$ -</u>
Health and Human Services, Department of	Direct		1 R01 NR020013 01A1	93.361	Nursing Research	21,559	-
Health and Human Services, Department of	Direct		1 U01 NR020556-01	93.361	Nursing Research	32,375	-
Health and Human Services, Department of	Direct		5 F31 NR018784-02	93.361	Nursing Research	17,651	-
Health and Human Services, Department of	Direct		5 R01 NR013658-08	93.361	Nursing Research	564,797	92,799
Health and Human Services, Department of	Direct		5 R01 NR016093-05	93.361	Nursing Research	383,033	-
Health and Human Services, Department of	Direct		5 R01 NR016123-05	93.361	Nursing Research	210,547	7,951
Health and Human Services, Department of	Direct		5 R01 NR017096-05	93.361	Nursing Research	442,244	90,982
Health and Human Services, Department of	Direct		5 R01 NR018830-03	93.361	Nursing Research	284,124	124,068
Health and Human Services, Department of	Direct		5 R01 NR020310 02	93.361	Nursing Research	212,947	-
Health and Human Services, Department of	Direct		5 R01 NR020442-02	93.361	Nursing Research	241,361	-
Health and Human Services, Department of	Direct		5 R21 NR016802-02	93.361	Nursing Research	16,413	-
Health and Human Services, Department of	Direct		5 R21 NR016930-02	93.361	Nursing Research	(15,801)	-
Health and Human Services, Department of	Direct		T32 NR016914	93.361	Nursing Research	250,369	-
Health and Human Services, Department of	Pass-Through	Dana-Farber Cancer Institute	1309302	93.361	Nursing Research	83,463	-
Health and Human Services, Department of	Pass-Through	Emory University	A377363	93.361	Nursing Research	12,994	-
Health and Human Services, Department of	Pass-Through	Indiana University	IN4679348UM	93.361	Nursing Research	21,312	-
Health and Human Services, Department of	Pass-Through	Michigan State University	RC110324UM	93.361	Nursing Research	184,076	-
Health and Human Services, Department of	Pass-Through	Michigan State University	RC111387C	93.361	Nursing Research	134,625	-
Health and Human Services, Department of	Pass-Through	Parkview Hospital, Inc	SubAward Agreement	93.361	Nursing Research	40,448	-
Health and Human Services, Department of	Pass-Through	University of Washington	UWSC13053	93.361	Nursing Research	151,493	-
Health and Human Services, Department of	Pass-Through	Wayne State University	WSU19027	93.361	Nursing Research	(439)	-
Health and Human Services, Department of	Pass-Through	Wayne State University	WSU22002, Index 301877	93.361	Nursing Research	99,457	-
						<u>\$ 3,389,048</u>	<u>\$ 315,800</u>
Health and Human Services, Department of	Pass-Through	Michigan, State of, Health and Human Services, Department of	E20203484-00 / Project CF	93.376	Title: Multiple Approaches to Support Young Breast Cancer Survivors and Metastatic Breast Cancer Patients	\$ (106)	\$ -
Health and Human Services, Department of	Pass-Through	Michigan, State of, Health and Human Services, Department of	E20212719-00 BN	93.376	Title: Multiple Approaches to Support Young Breast Cancer Survivors and Metastatic Breast Cancer Patients	27,086	-
Health and Human Services, Department of	Pass-Through	Michigan, State of, Health and Human Services, Department of	E20222068 - BS	93.376	Title: Multiple Approaches to Support Young Breast Cancer Survivors and Metastatic Breast Cancer Patients	19,181	-
						<u>\$ 46,161</u>	<u>\$ -</u>

**University of Michigan
Schedule of Expenditures of Federal Awards
For the Year Ended June 30, 2022**

Cluster Title/Federal Grantor/Program	Type	Pass-Through Grantor	Award Identifier	Assistance Listing		Assistance Listing Program Title	Federal Expenditures	Passed-Through to Subrecipients
				Number				
Health and Human Services, Department of	Pass-Through	Michigan, State of, Health and Human Services, Department of	E20201936-Project G	93.380		The CDC Public Health Cancer Genomics Program: Translating Research into Public Health Practice	\$ (90)	\$ -
Health and Human Services, Department of	Pass-Through	Michigan, State of, Health and Human Services, Department of	E20203338-Project D	93.380		The CDC Public Health Cancer Genomics Program: Translating Research into Public Health Practice	(5,506.00)	-
Health and Human Services, Department of	Pass-Through	Michigan, State of, Health and Human Services, Department of	E20213805-00 V	93.380		The CDC Public Health Cancer Genomics Program: Translating Research into Public Health Practice	10,738.00	-
Health and Human Services, Department of	Pass-Through	Michigan, State of, Health and Human Services, Department of	E20214308-00 W	93.380		The CDC Public Health Cancer Genomics Program: Translating Research into Public Health Practice	5,482.00	-
Health and Human Services, Department of	Pass-Through	Michigan, State of, Health and Human Services, Department of	E20221013-00 W	93.380		The CDC Public Health Cancer Genomics Program: Translating Research into Public Health Practice	16,913.00	-
Health and Human Services, Department of	Pass-Through	Michigan, State of, Health and Human Services, Department of	E20222870-00 V	93.380		The CDC Public Health Cancer Genomics Program: Translating Research into Public Health Practice	26,618	-
Health and Human Services, Department of	Pass-Through	Michigan, State of, Health and Human Services, Department of	E20221176-00 / BP	93.387		National and State Tobacco Control Program (STLT) Health Department Response to Public Health or Healthcare Crises	\$ 54,155	\$ -
Health and Human Services, Department of	Pass-Through	Michigan, State of, Health and Human Services, Department of	E20223890-00 / BX	93.391		Cancer Cause and Prevention Research	\$ 80,520	\$ -
Health and Human Services, Department of	Direct		1 R01 CA266012-01	93.393		Cancer Cause and Prevention Research	\$ 44,925	\$ 1,188
Health and Human Services, Department of	Direct		1 R01 CA266223-01	93.393		Cancer Cause and Prevention Research	252,098	31,057
Health and Human Services, Department of	Direct		1 R01 CA269367-01	93.393		Cancer Cause and Prevention Research	46,795	-
Health and Human Services, Department of	Direct		1 R21 CA251343-01A1	93.393		Cancer Cause and Prevention Research	191,037	106,445
Health and Human Services, Department of	Direct		4 K00 CA245789-02	93.393		Cancer Cause and Prevention Research	(1,232)	-
Health and Human Services, Department of	Direct		4 R37 CA222885-05	93.393		Cancer Cause and Prevention Research	560,140	-
Health and Human Services, Department of	Direct		4 R37 CA222885-05	93.393		Cancer Cause and Prevention Research	186,063	3,506
Health and Human Services, Department of	Direct		5 F99 CA245825-02	93.393		Cancer Cause and Prevention Research	(14,918)	-
Health and Human Services, Department of	Direct		5 K00CA245825-04	93.393		Cancer Cause and Prevention Research	98,668	-
Health and Human Services, Department of	Direct		5 R01 CA129102-12	93.393		Cancer Cause and Prevention Research	246,386	80,380
Health and Human Services, Department of	Direct		5 R01 CA200731-05	93.393		Cancer Cause and Prevention Research	155,083	-
Health and Human Services, Department of	Direct		5 R01 CA201356-05	93.393		Cancer Cause and Prevention Research	233,658	9,857
Health and Human Services, Department of	Direct		5 R01 CA201415-05	93.393		Cancer Cause and Prevention Research	313,759	128,770
Health and Human Services, Department of	Direct		5 R01 CA203542-05	93.393		Cancer Cause and Prevention Research	344,175	-
Health and Human Services, Department of	Direct		5 R01 CA206010-05	93.393		Cancer Cause and Prevention Research	(189,554)	-
Health and Human Services, Department of	Direct		5 R01 CA214829-04	93.393		Cancer Cause and Prevention Research	421,818	-
Health and Human Services, Department of	Direct		5 R01 CA237046-02	93.393		Cancer Cause and Prevention Research	286,044	18,356
Health and Human Services, Department of	Direct		5 R01 CA240991-02	93.393		Cancer Cause and Prevention Research	461,538	-
Health and Human Services, Department of	Direct		5 R01 CA242559-03	93.393		Cancer Cause and Prevention Research	324,282	-
Health and Human Services, Department of	Direct		5 R01 CA249096-02	93.393		Cancer Cause and Prevention Research	239,691	-
Health and Human Services, Department of	Direct		5 R01 CA255743 02	93.393		Cancer Cause and Prevention Research	242,512	-
Health and Human Services, Department of	Direct		5 R01 CA258519-02	93.393		Cancer Cause and Prevention Research	392,054	4,771
Health and Human Services, Department of	Direct		5 R01 CA259420-02	93.393		Cancer Cause and Prevention Research	336,479	95,459
Health and Human Services, Department of	Direct		5 R01CA212517 03	93.393		Cancer Cause and Prevention Research	(2,006)	-
Health and Human Services, Department of	Direct		5 R21 CA204560-03	93.393		Cancer Cause and Prevention Research	(158)	-
Health and Human Services, Department of	Direct		5 R37 CA214787-05	93.393		Cancer Cause and Prevention Research	680,510	79,513
Health and Human Services, Department of	Direct		5 R37 CA233476-04	93.393		Cancer Cause and Prevention Research	334,712	-
Health and Human Services, Department of	Direct		5 R37 CA251464-02	93.393		Cancer Cause and Prevention Research	393,955	45,553
Health and Human Services, Department of	Direct		5 U01 CA182915-05	93.393		Cancer Cause and Prevention Research	8,569	-
Health and Human Services, Department of	Direct		5 U01 CA199284-05	93.393		Cancer Cause and Prevention Research	264,308	179,796
Health and Human Services, Department of	Direct		5 U01 CA253858-03	93.393		Cancer Cause and Prevention Research	1,358,038	738,862
Health and Human Services, Department of	Direct		5 U24 CA204863-05	93.393		Cancer Cause and Prevention Research	724,837	291,806
Health and Human Services, Department of	Direct		5 UG3 CA267907-02	93.393		Cancer Cause and Prevention Research	448,214	-
Health and Human Services, Department of	Direct		7 R01 CA195686-06	93.393		Cancer Cause and Prevention Research	81,498	-
Health and Human Services, Department of	Direct		7 R21 CA257317-02	93.393		Cancer Cause and Prevention Research	174,899	123,555
Health and Human Services, Department of	Pass-Through	Arcascope Inc.	R44CA236557	93.393		Cancer Cause and Prevention Research	443,371	-
Health and Human Services, Department of	Pass-Through	Beckman Research Institute-City of Hope	62645.2008433.669301	93.393		Cancer Cause and Prevention Research	(7,153)	-
Health and Human Services, Department of	Pass-Through	Brown University	00001193	93.393		Cancer Cause and Prevention Research	14,676	-
Health and Human Services, Department of	Pass-Through	Brown University	00001193	93.393		Cancer Cause and Prevention Research	17,064	-
Health and Human Services, Department of	Pass-Through	Fred Hutchinson Cancer Research Center	0001000611	93.393		Cancer Cause and Prevention Research	3,013	-
Health and Human Services, Department of	Pass-Through	Fred Hutchinson Cancer Research Center	0001027424	93.393		Cancer Cause and Prevention Research	16,090	-
Health and Human Services, Department of	Pass-Through	Fred Hutchinson Cancer Research Center	0001044579	93.393		Cancer Cause and Prevention Research	67,565	-
Health and Human Services, Department of	Pass-Through	Fred Hutchinson Cancer Research Center	0001084424	93.393		Cancer Cause and Prevention Research	129,774	-
Health and Human Services, Department of	Pass-Through	Georgetown University	412187 _ GR411954-UM	93.393		Cancer Cause and Prevention Research	44,118	-
Health and Human Services, Department of	Pass-Through	Houston Methodist Research Institute	AGMT00007283	93.393		Cancer Cause and Prevention Research	177,798	-
Health and Human Services, Department of	Pass-Through	ImBio	20-4	93.393		Cancer Cause and Prevention Research	27	-
Health and Human Services, Department of	Pass-Through	ImBio	22-03	93.393		Cancer Cause and Prevention Research	5,312	-
Health and Human Services, Department of	Pass-Through	InheRET, Inc.	R42CA239842	93.393		Cancer Cause and Prevention Research	342,561	-
Health and Human Services, Department of	Pass-Through	Medical College of Wisconsin	Agreement FPI1970	93.393		Cancer Cause and Prevention Research	26,626	-
Health and Human Services, Department of	Pass-Through	Prime: 5 R01 CA232433-02		93.393		Cancer Cause and Prevention Research	(4,373)	-
Health and Human Services, Department of	Pass-Through	Memorial Sloan-Kettering Cancer Center (MSKCC)	BD527817	93.393		Cancer Cause and Prevention Research	(6,465)	-
Health and Human Services, Department of	Pass-Through	Memorial Sloan-Kettering Cancer Center (MSKCC)	C21884982	93.393		Cancer Cause and Prevention Research	77,328	-
Health and Human Services, Department of	Pass-Through	Memorial Sloan-Kettering Cancer Center (MSKCC)	SUB00000409AM2	93.393		Cancer Cause and Prevention Research	6,611	-
Health and Human Services, Department of	Pass-Through	Methodist Hospital - Houston	AGMT00007330	93.393		Cancer Cause and Prevention Research	77,772	-
Health and Human Services, Department of	Pass-Through	Moffitt Cancer Center	10-19731-99-01-G1	93.393		Cancer Cause and Prevention Research	16,947	-
Health and Human Services, Department of	Pass-Through	Northwestern University	60041989 UM	93.393		Cancer Cause and Prevention Research	1,926	-
Health and Human Services, Department of	Pass-Through	Northwestern University	60041989 UM	93.393		Cancer Cause and Prevention Research	(56,317)	-
Health and Human Services, Department of	Pass-Through	Northwestern University	60041989 UM	93.393		Cancer Cause and Prevention Research	53,203	-
Health and Human Services, Department of	Pass-Through	Ohio State University, The	60065296	93.393		Cancer Cause and Prevention Research	(21,552)	-
Health and Human Services, Department of	Pass-Through	Ohio State University, The	SPC-1000003692 / GR101130	93.393		Cancer Cause and Prevention Research	50,576	-
Health and Human Services, Department of	Pass-Through	Ohio State University, The	SPC-1000003746 / GR102799	93.393		Cancer Cause and Prevention Research	105,414	-
Health and Human Services, Department of	Pass-Through	Ohio State University, The	SPC-1000006184 / GR126038	93.393		Cancer Cause and Prevention Research	108,818	-

**University of Michigan
Schedule of Expenditures of Federal Awards
For the Year Ended June 30, 2022**

Cluster Title/Federal Grantor/Program	Type	Pass-Through Grantor	Award Identifier	Assistance Listing		Federal Expenditures	Passed-Through to Subrecipients
				Number	Assistance Listing Program Title		
Health and Human Services, Department of	Pass-Through	Seattle Children's Research Institute	12398SUB	93.393	Cancer Cause and Prevention Research	40,119	-
Health and Human Services, Department of	Pass-Through	Stanford University	61795885-129906	93.393	Cancer Cause and Prevention Research	165,532	-
Health and Human Services, Department of	Pass-Through	The President and Fellows of Harvard College aka Harvard University	112185-5101412	23.393	Cancer Cause and Prevention Research	23,597	-
Health and Human Services, Department of	Pass-Through	The President and Fellows of Harvard College aka Harvard University	239710	93.393	Cancer Cause and Prevention Research	9,877	-
Health and Human Services, Department of	Pass-Through	The University of Texas MD Anderson Cancer Center	3001207376	93.393	Cancer Cause and Prevention Research	(632)	-
Health and Human Services, Department of	Pass-Through	The University of Texas MD Anderson Cancer Center	3001207376	93.393	Cancer Cause and Prevention Research	52,115	-
Health and Human Services, Department of	Pass-Through	University of California-San Diego	KR 704148	93.393	Cancer Cause and Prevention Research	16,096	-
Health and Human Services, Department of	Pass-Through	University of Colorado	FY21.1057.001	93.393	Cancer Cause and Prevention Research	23,562	-
Health and Human Services, Department of	Pass-Through	University of Florida, The	SUB00002952	93.393	Cancer Cause and Prevention Research	22,186	-
Health and Human Services, Department of	Pass-Through	University of Minnesota	N006662505	93.393	Cancer Cause and Prevention Research	(1,091)	-
Health and Human Services, Department of	Pass-Through	University of North Carolina at Chapel Hill	Award Letter 5124328	93.393	Cancer Cause and Prevention Research	2,986	-
Health and Human Services, Department of	Pass-Through	University of Pittsburgh	AWD00002708 (135004-1)	93.393	Cancer Cause and Prevention Research	51,766	-
Health and Human Services, Department of	Pass-Through	University of Pittsburgh	CNVA00057797 (130855-1)	93.393	Cancer Cause and Prevention Research	8,030	-
Health and Human Services, Department of	Pass-Through	University of Pittsburgh	CNVA00057797 (130855-1)93.393	93.393	Cancer Cause and Prevention Research	(4,066)	-
Health and Human Services, Department of	Pass-Through	University of Utah	10045740-06	93.393	Cancer Cause and Prevention Research	5,705	-
Health and Human Services, Department of	Pass-Through	University of Utah	10055606-01	93.393	Cancer Cause and Prevention Research	3	-
Health and Human Services, Department of	Pass-Through	University of Utah	10055606-01	93.393	Cancer Cause and Prevention Research	35,217	-
Health and Human Services, Department of	Pass-Through	University of Wisconsin	0000000958	93.393	Cancer Cause and Prevention Research	17,835	-
						\$ 11,800,444	\$ 1,938,874
Health and Human Services, Department of	Direct		1 R01 CA258240-01A1	93.394	Cancer Detection and Diagnosis Research	\$ 70,584	\$ -
Health and Human Services, Department of	Direct		1 U01 CA264071-01A1	93.394	Cancer Detection and Diagnosis Research	7,572	-
Health and Human Services, Department of	Direct		3 R01 CA160254-11S1	93.394	Cancer Detection and Diagnosis Research	172,848	4,271
Health and Human Services, Department of	Direct		3 U01 CA086400-20S1	93.394	Cancer Detection and Diagnosis Research	621,736	276,244
Health and Human Services, Department of	Direct		5 R01 CA160254-09	93.394	Cancer Detection and Diagnosis Research	51,039	50,807
Health and Human Services, Department of	Direct		5 R01 CA190299 07	93.394	Cancer Detection and Diagnosis Research	255,252	54,856
Health and Human Services, Department of	Direct		5 R01 CA190299-05	93.394	Cancer Detection and Diagnosis Research	35,746	28,161
Health and Human Services, Department of	Direct		5 R01 CA194536-05	93.394	Cancer Detection and Diagnosis Research	116,697	-
Health and Human Services, Department of	Direct		5 R01 CA208236 05	93.394	Cancer Detection and Diagnosis Research	571,317	149,432
Health and Human Services, Department of	Direct		5 R01 CA208335-05	93.394	Cancer Detection and Diagnosis Research	(73,692)	-
Health and Human Services, Department of	Direct		5 R01 CA210237-05	93.394	Cancer Detection and Diagnosis Research	58,604	-
Health and Human Services, Department of	Direct		5 R01 CA211217-05	93.394	Cancer Detection and Diagnosis Research	352,897	-
Health and Human Services, Department of	Direct		5 R01 CA214981 05	93.394	Cancer Detection and Diagnosis Research	378,522	-
Health and Human Services, Department of	Direct		5 R01 CA215574-04	93.394	Cancer Detection and Diagnosis Research	136,067	47,440
Health and Human Services, Department of	Direct		5 R01 CA217954-05	93.394	Cancer Detection and Diagnosis Research	415,323	-
Health and Human Services, Department of	Direct		5 R01 CA238023 04	93.394	Cancer Detection and Diagnosis Research	627,663	-
Health and Human Services, Department of	Direct		5 R01 CA249851-03	93.394	Cancer Detection and Diagnosis Research	434,805	-
Health and Human Services, Department of	Direct		5 R01 CA250214-03	93.394	Cancer Detection and Diagnosis Research	611,059	1,117
Health and Human Services, Department of	Direct		5 R01 CA250499-03	93.394	Cancer Detection and Diagnosis Research	490,454	-
Health and Human Services, Department of	Direct		5 R01 CA262182 02	93.394	Cancer Detection and Diagnosis Research	286,701	152,559
Health and Human Services, Department of	Direct		5 R01CA240706-03	93.394	Cancer Detection and Diagnosis Research	459,803	-
Health and Human Services, Department of	Direct		5 R21 CA245597-02	93.394	Cancer Detection and Diagnosis Research	145,079	-
Health and Human Services, Department of	Direct		5 R33 CA229023 03	93.394	Cancer Detection and Diagnosis Research	22,670	-
Health and Human Services, Department of	Direct		5 R35 CA197701-07	93.394	Cancer Detection and Diagnosis Research	901,336	-
Health and Human Services, Department of	Direct		5 R35 CA231996-05	93.394	Cancer Detection and Diagnosis Research	1,073,495	-
Health and Human Services, Department of	Direct		5 R37 CA214955-05	93.394	Cancer Detection and Diagnosis Research	460,110	123,863
Health and Human Services, Department of	Direct		5 R37 CA222829-04	93.394	Cancer Detection and Diagnosis Research	503,459	-
Health and Human Services, Department of	Direct		5 R37 CA26358 02	93.394	Cancer Detection and Diagnosis Research	354,294	-
Health and Human Services, Department of	Direct		5 R50 CA 221808 - 03	93.394	Cancer Detection and Diagnosis Research	(5,008)	-
Health and Human Services, Department of	Direct		5 U01 CA166104-08	93.394	Cancer Detection and Diagnosis Research	361	-
Health and Human Services, Department of	Direct		5 U01 CA214170-05	93.394	Cancer Detection and Diagnosis Research	432,009	-
Health and Human Services, Department of	Direct		5 U01 CA216459-05	93.394	Cancer Detection and Diagnosis Research	409,051	-
Health and Human Services, Department of	Direct		5 U01 CA225753-04	93.394	Cancer Detection and Diagnosis Research	465,639	289,518
Health and Human Services, Department of	Direct		5 U01 CA230669-04	93.394	Cancer Detection and Diagnosis Research	608,226	-
Health and Human Services, Department of	Direct		5 U01 CA232931 04	93.394	Cancer Detection and Diagnosis Research	532,942	-
Health and Human Services, Department of	Direct		5 U24 CA210967-05	93.394	Cancer Detection and Diagnosis Research	281,127	-
Health and Human Services, Department of	Direct		5 U24 CA237683 04	93.394	Cancer Detection and Diagnosis Research	650,142	-
Health and Human Services, Department of	Pass-Through	Columbia University	1(GG012885-01)	93.394	Cancer Detection and Diagnosis Research	56,025	-
Health and Human Services, Department of	Pass-Through	Dana-Farber Cancer Institute	1308602	93.394	Cancer Detection and Diagnosis Research	(3,644)	-
Health and Human Services, Department of	Pass-Through	Dana-Farber Cancer Institute	1308603	93.394	Cancer Detection and Diagnosis Research	14,291	-
Health and Human Services, Department of	Pass-Through	Dana-Farber Cancer Institute	1308604	93.394	Cancer Detection and Diagnosis Research	1,220	-
Health and Human Services, Department of	Pass-Through	Fred Hutchinson Cancer Research Center	0001037925/220177	93.394	Cancer Detection and Diagnosis Research	1,124,266	-
Health and Human Services, Department of	Pass-Through	Fred Hutchinson Cancer Research Center	0001039237/224533	93.394	Cancer Detection and Diagnosis Research	9,332	-
Health and Human Services, Department of	Pass-Through	Fred Hutchinson Cancer Research Center	0001081819	93.394	Cancer Detection and Diagnosis Research	18,687	-
Health and Human Services, Department of	Pass-Through	Fred Hutchinson Cancer Research Center	220177/0001000124	93.394	Cancer Detection and Diagnosis Research	4,424	-
Health and Human Services, Department of	Pass-Through	Fred Hutchinson Cancer Research Center	224533/0001006856	93.394	Cancer Detection and Diagnosis Research	(533)	-
Health and Human Services, Department of	Pass-Through	Fred Hutchinson Cancer Research Center	Subaward No. 0000961971	93.394	Cancer Detection and Diagnosis Research	(2)	-
Health and Human Services, Department of	Pass-Through	Johns Hopkins University	2004268666	93.394	Cancer Detection and Diagnosis Research	48,189	-
Health and Human Services, Department of	Pass-Through	Research Institute at Nationwide Children's Hospital	700225-0322-00	93.394	Cancer Detection and Diagnosis Research	107,600	-
Health and Human Services, Department of	Pass-Through	Research Institute at Nationwide Children's Hospital	700225-0323-00	93.394	Cancer Detection and Diagnosis Research	33,541	-
Health and Human Services, Department of	Pass-Through	Sloan-Kettering Cancer Institute	Amend #3 PO#BD522149	93.394	Cancer Detection and Diagnosis Research	(168)	-
Health and Human Services, Department of	Pass-Through	Sloan-Kettering Cancer Institute	Amendment #4	93.394	Cancer Detection and Diagnosis Research	17,974	-
Health and Human Services, Department of	Pass-Through	The University of Texas MD Anderson Cancer Center	3001270326	93.394	Cancer Detection and Diagnosis Research	(165)	-
Health and Human Services, Department of	Pass-Through	The University of Texas Southwestern Medical Center	GMO 180111 PO# 000001422B	93.394	Cancer Detection and Diagnosis Research	(5,589)	-
Health and Human Services, Department of	Pass-Through	The University of Texas Southwestern Medical Center	GMO 180111 PO# 000001422C	93.394	Cancer Detection and Diagnosis Research	60,641	-
Health and Human Services, Department of	Pass-Through	The University of Texas Southwestern Medical Center	GMO 180111 PO# 000001422D	93.394	Cancer Detection and Diagnosis Research	32,922	-
Health and Human Services, Department of	Pass-Through	The University of Texas Southwestern Medical Center	GMO191109 P0000001628B	93.394	Cancer Detection and Diagnosis Research	1,439	-
Health and Human Services, Department of	Pass-Through	The University of Texas Southwestern Medical Center	GMO191109 P0000001628C	93.394	Cancer Detection and Diagnosis Research	89,398	-
Health and Human Services, Department of	Pass-Through	The University of Texas Southwestern Medical Center	GMO191109 P0000001628A	93.394	Cancer Detection and Diagnosis Research	1	-

**University of Michigan
Schedule of Expenditures of Federal Awards
For the Year Ended June 30, 2022**

Cluster Title/Federal Grantor/Program	Type	Pass-Through Grantor	Award Identifier	Assistance Listing		Federal Expenditures	Passed-Through to Subrecipients
				Number	Assistance Listing Program Title		
Health and Human Services, Department of	Pass-Through	University of Akron	542717-UM	93.394	Cancer Detection and Diagnosis Research	74,013	-
Health and Human Services, Department of	Pass-Through	University of California-San Diego	112292279 (MP S#9002291)	93.394	Cancer Detection and Diagnosis Research	129,294	-
Health and Human Services, Department of	Pass-Through	University of Pittsburgh	CNVA00047722 (134277-2)	93.394	Cancer Detection and Diagnosis Research	17,031	-
Health and Human Services, Department of	Pass-Through	University of Washington	UWSC12100 BPO#50315	93.394	Cancer Detection and Diagnosis Research	58,916	-
Health and Human Services, Department of	Pass-Through	University of Washington	UWSC8459	93.394	Cancer Detection and Diagnosis Research	9,718	-
Health and Human Services, Department of	Pass-Through	Virginia Polytechnic Institute and State University	432045-19337	93.394	Cancer Detection and Diagnosis Research	193,289	-
						\$ 15,007,769	\$ 1,178,268
Health and Human Services, Department of	Direct		1 R01 CA271799-01	93.395	Cancer Treatment Research	8,186	-
Health and Human Services, Department of	Direct		1 R21 CA252010 01A1	93.395	Cancer Treatment Research	185,346	111,047
Health and Human Services, Department of	Direct		1 R21 CA252428-01	93.395	Cancer Treatment Research	129,894	-
Health and Human Services, Department of	Direct		1 R21 CA259763-01-A1	93.395	Cancer Treatment Research	42,281	-
Health and Human Services, Department of	Direct		1 R21 CA260684-01	93.395	Cancer Treatment Research	307,967	-
Health and Human Services, Department of	Direct		1 R21 CA267147 01	93.395	Cancer Treatment Research	71,994	-
Health and Human Services, Department of	Direct		5 R00 - CA197672-05	93.395	Cancer Treatment Research	(17,990)	-
Health and Human Services, Department of	Direct		5 R01 CA140667-10	93.395	Cancer Treatment Research	21,637	-
Health and Human Services, Department of	Direct		5 R01 CA160467-10	93.395	Cancer Treatment Research	154,996	14,362
Health and Human Services, Department of	Direct		5 R01 CA181654-06	93.395	Cancer Treatment Research	(512)	78,840
Health and Human Services, Department of	Direct		5 R01 CA188252-06	93.395	Cancer Treatment Research	(2,973)	-
Health and Human Services, Department of	Direct		5 R01 CA197780-05	93.395	Cancer Treatment Research	7,000	-
Health and Human Services, Department of	Direct		5 R01 CA200660-05	93.395	Cancer Treatment Research	264,163	-
Health and Human Services, Department of	Direct		5 R01 CA207272-05	93.395	Cancer Treatment Research	285,395	-
Health and Human Services, Department of	Direct		5 R01 CA208267-05	93.395	Cancer Treatment Research	675,261	-
Health and Human Services, Department of	Direct		5 R01 CA211016-05	93.395	Cancer Treatment Research	302,561	-
Health and Human Services, Department of	Direct		5 R01 CA213214 04	93.395	Cancer Treatment Research	563,087	-
Health and Human Services, Department of	Direct		5 R01 CA215758-05	93.395	Cancer Treatment Research	335,245	-
Health and Human Services, Department of	Direct		5 R01 CA217156-05	93.395	Cancer Treatment Research	278,122	-
Health and Human Services, Department of	Direct		5 R01 CA219345-05	93.395	Cancer Treatment Research	319,228	-
Health and Human Services, Department of	Direct		5 R01 CA220199-05	93.395	Cancer Treatment Research	518,488	-
Health and Human Services, Department of	Direct		5 R01 CA226759-05	93.395	Cancer Treatment Research	428,087	-
Health and Human Services, Department of	Direct		5 R01 CA235726-03	93.395	Cancer Treatment Research	961	616
Health and Human Services, Department of	Direct		5 R01 CA240514-03	93.395	Cancer Treatment Research	607,891	-
Health and Human Services, Department of	Direct		5 R01 CA240515-03	93.395	Cancer Treatment Research	561,497	-
Health and Human Services, Department of	Direct		5 R01 CA241764-04	93.395	Cancer Treatment Research	526,083	-
Health and Human Services, Department of	Direct		5 R01 CA244254-04	93.395	Cancer Treatment Research	799,376	-
Health and Human Services, Department of	Direct		5 R01 CA244509-04	93.395	Cancer Treatment Research	315,768	-
Health and Human Services, Department of	Direct		5 R01 CA249211-03	93.395	Cancer Treatment Research	357,904	18,531
Health and Human Services, Department of	Direct		5 R01 CA251198 03	93.395	Cancer Treatment Research	365,689	-
Health and Human Services, Department of	Direct		5 R01 CA251245-03	93.395	Cancer Treatment Research	436,643	29,149
Health and Human Services, Department of	Direct		5 R01 CA261752-02	93.395	Cancer Treatment Research	375,621	189,077
Health and Human Services, Department of	Direct		5 R01 CA265929-02	93.395	Cancer Treatment Research	453,461	-
Health and Human Services, Department of	Direct		5 R01CA271141-05	93.395	Cancer Treatment Research	504,251	203,868
Health and Human Services, Department of	Direct		5 R01CA248310 03	93.395	Cancer Treatment Research	378,157	-
Health and Human Services, Department of	Direct		5 R21 CA234760-02	93.395	Cancer Treatment Research	93,087	11,410
Health and Human Services, Department of	Direct		5 R21 CA263289 02	93.395	Cancer Treatment Research	154,828	-
Health and Human Services, Department of	Direct		5 R37 CA237421-04	93.395	Cancer Treatment Research	280,662	11,500
Health and Human Services, Department of	Direct		5 R37 CA258346 02	93.395	Cancer Treatment Research	502,026	-
Health and Human Services, Department of	Direct		5 R50CA251960 03	93.395	Cancer Treatment Research	143,144	-
Health and Human Services, Department of	Direct		5 U01 CA216449-05	93.395	Cancer Treatment Research	416,980	-
Health and Human Services, Department of	Direct		5 U01 CA229437-04	93.395	Cancer Treatment Research	745,278	594,542
Health and Human Services, Department of	Direct		5 UG1 CA233160-04	93.395	Cancer Treatment Research	681,240	-
Health and Human Services, Department of	Pass-Through	Case Western Reserve University	RES514400	93.395	Cancer Treatment Research	14,323	-
Health and Human Services, Department of	Pass-Through	ECOG-ACRIN Medical Research Foundation, Inc	2UG1CA189828-06-MICH3	93.395	Cancer Treatment Research	1,165	-
Health and Human Services, Department of	Pass-Through	Emory University	T791626	93.395	Cancer Treatment Research	(16,973)	-
Health and Human Services, Department of	Pass-Through	Indiana University	IN4684921UM	93.395	Cancer Treatment Research	202,738	-
Health and Human Services, Department of	Pass-Through	Massachusetts General Hospital	Subaward Agreement No. 235469	93.395	Cancer Treatment Research	18,168	-
Health and Human Services, Department of	Pass-Through	Mekanismic Therapeutics, Inc.	2R44CA213715	93.395	Cancer Treatment Research	2,166	-
Health and Human Services, Department of	Pass-Through	Moffitt Cancer Center	10-20692-99-01-G1	93.395	Cancer Treatment Research	168,414	-
Health and Human Services, Department of	Pass-Through	Moffitt Cancer Center	10-20750-99-01-G1/110856139	93.395	Cancer Treatment Research	183,666	-
Health and Human Services, Department of	Pass-Through	Ohio State University, The	6007781/SPC/1000004196	93.395	Cancer Treatment Research	28,183	-
Health and Human Services, Department of	Pass-Through	Oregon Health and Science University	1013080_UMICHIGAN	93.395	Cancer Treatment Research	35,818	-
Health and Human Services, Department of	Pass-Through	Oregon Health and Science University	1013080_UMICHIGAN	93.395	Cancer Treatment Research	18,289	-
Health and Human Services, Department of	Pass-Through	Oregon Health and Science University	1013080-014_UMICHIGAN	93.395	Cancer Treatment Research	9,544	-
Health and Human Services, Department of	Pass-Through	Public Health Institute	AR03204	93.395	Cancer Treatment Research	13,444	-
Health and Human Services, Department of	Pass-Through	Rutgers, The State University of New Jersey	0768	93.395	Cancer Treatment Research	(105)	-
Health and Human Services, Department of	Pass-Through	Sarcoma Alliance for Research Through Collaboration (SARC)	SARC037-4	93.395	Cancer Treatment Research	27,842	-
Health and Human Services, Department of	Pass-Through	Sarcoma Alliance for Research Through Collaboration (SARC)	SARC037-4	93.395	Cancer Treatment Research	37,845	-
Health and Human Services, Department of	Pass-Through	The Icahn School of Medicine at Mount Sinai (ISMMS)	0254-3881-4609	93.395	Cancer Treatment Research	13,146	-
Health and Human Services, Department of	Pass-Through	University of Alabama	000532448-SC002	93.395	Cancer Treatment Research	39,630	-
Health and Human Services, Department of	Pass-Through	University of Notre Dame, The	203176UM	93.395	Cancer Treatment Research	73,741	-
Health and Human Services, Department of	Pass-Through	University of Notre Dame, The	203234UM	93.395	Cancer Treatment Research	54,582	-
Health and Human Services, Department of	Pass-Through	University of Notre Dame, The	203531UM	93.395	Cancer Treatment Research	(1,915)	-
Health and Human Services, Department of	Pass-Through	University of Pennsylvania	581607	93.395	Cancer Treatment Research	130,304	-
Health and Human Services, Department of	Pass-Through	University of South Florida	6201-1216-00-B	93.395	Cancer Treatment Research	376	-
Health and Human Services, Department of	Pass-Through	University of South Florida	6201-1216-00-B	93.395	Cancer Treatment Research	(376)	-
Health and Human Services, Department of	Pass-Through	University of Virginia	GB10939	93.395	Cancer Treatment Research	10,483	-
Health and Human Services, Department of	Pass-Through	University of Virginia	GB10963	93.395	Cancer Treatment Research	15,205	-
Health and Human Services, Department of	Pass-Through	Van Andel Research Institute	40502A-1	93.395	Cancer Treatment Research	14,156	-
Health and Human Services, Department of	Pass-Through	Van Andel Research Institute	40541A-1	93.395	Cancer Treatment Research	7,909	-

University of Michigan
Schedule of Expenditures of Federal Awards
For the Year Ended June 30, 2022

Cluster Title/Federal Grantor/Program	Type	Pass-Through Grantor	Award Identifier	Assistance Listing		Federal	Passed-Through
				Number	Assistance Listing Program Title	Expenditures	to Subrecipients
Health and Human Services, Department of	Direct		1 R01 CA261985-01	93.396	Cancer Biology Research	\$ 100,638	\$ -
Health and Human Services, Department of	Direct		1 R01 CA264843-01A1	93.396	Cancer Biology Research	112,317	-
Health and Human Services, Department of	Direct		1 R01 CA271369-01	93.396	Cancer Biology Research	134,859	-
Health and Human Services, Department of	Direct		1 R01 CA271510-01	93.396	Cancer Biology Research	31,974	-
Health and Human Services, Department of	Direct		1 R21 CA225493-01A1	93.396	Cancer Biology Research	214,691	23,784
Health and Human Services, Department of	Direct		1 R21 CA257864-01A1	93.396	Cancer Biology Research	72,413	-
Health and Human Services, Department of	Direct		3 R01 CA217510-05S1	93.396	Cancer Biology Research	769,904	-
Health and Human Services, Department of	Direct		5 P01 CA093900-14	93.396	Cancer Biology Research	(134,180)	-
Health and Human Services, Department of	Direct		5 P01 CA093900-17	93.396	Cancer Biology Research	1,480,185	198,527
Health and Human Services, Department of	Direct		5 R01 CA071699-23	93.396	Cancer Biology Research	366,461	-
Health and Human Services, Department of	Direct		5 R01 CA107469-15	93.396	Cancer Biology Research	100,195	-
Health and Human Services, Department of	Direct		5 R01 CA125577-14	93.396	Cancer Biology Research	405,683	-
Health and Human Services, Department of	Direct		5 R01 CA148828 12	93.396	Cancer Biology Research	302,085	-
Health and Human Services, Department of	Direct		5 R01 CA148828-10	93.396	Cancer Biology Research	(12,311)	-
Health and Human Services, Department of	Direct		5 R01 CA151588-10	93.396	Cancer Biology Research	(174,857)	-
Health and Human Services, Department of	Direct		5 R01 CA156744-10	93.396	Cancer Biology Research	(18,332)	-
Health and Human Services, Department of	Direct		5 R01 CA187903-05	93.396	Cancer Biology Research	25,319	-
Health and Human Services, Department of	Direct		5 R01 CA196018-05	93.396	Cancer Biology Research	(7,718)	-
Health and Human Services, Department of	Direct		5 R01 CA198074-05	93.396	Cancer Biology Research	(170,147)	-
Health and Human Services, Department of	Direct		5 R01 CA202018-05	93.396	Cancer Biology Research	220,495	-
Health and Human Services, Department of	Direct		5 R01 CA204699-05	93.396	Cancer Biology Research	273,674	74,600
Health and Human Services, Department of	Direct		5 R01 CA214384-10	93.396	Cancer Biology Research	243,416	-
Health and Human Services, Department of	Direct		5 R01 CA214911-05	93.396	Cancer Biology Research	494,892	-
Health and Human Services, Department of	Direct		5 R01 CA215596-05	93.396	Cancer Biology Research	342,846	-
Health and Human Services, Department of	Direct		5 R01 CA227622-05	93.396	Cancer Biology Research	634,794	329,197
Health and Human Services, Department of	Direct		5 R01 CA236722-04	93.396	Cancer Biology Research	283,532	-
Health and Human Services, Department of	Direct		5 R01 CA240993-04	93.396	Cancer Biology Research	382,983	201,534
Health and Human Services, Department of	Direct		5 R01 CA243916-04	93.396	Cancer Biology Research	372,109	-
Health and Human Services, Department of	Direct		5 R01 CA244827-02	93.396	Cancer Biology Research	445,996	-
Health and Human Services, Department of	Direct		5 R01 CA24505901-03	93.396	Cancer Biology Research	543,416	-
Health and Human Services, Department of	Direct		5 R01 CA245546 03	93.396	Cancer Biology Research	446,870	-
Health and Human Services, Department of	Direct		5 R01 CA248430-03	93.396	Cancer Biology Research	585,349	-
Health and Human Services, Department of	Direct		5 R01CA241947-03	93.396	Cancer Biology Research	762,002	-
Health and Human Services, Department of	Direct		5 R01CA244931-03	93.396	Cancer Biology Research	260,169	18,946
Health and Human Services, Department of	Direct		5 R01CA248160 03	93.396	Cancer Biology Research	415,732	11,703
Health and Human Services, Department of	Direct		5 R21 CA214233-03	93.396	Cancer Biology Research	(4,588)	-
Health and Human Services, Department of	Direct		5 R35 CA197585-07	93.396	Cancer Biology Research	849,353	-
Health and Human Services, Department of	Direct		5 R50 CA221807 05	93.396	Cancer Biology Research	207,930	-
Health and Human Services, Department of	Direct		5 R50 CA232985-05	93.396	Cancer Biology Research	79,146	-
Health and Human Services, Department of	Direct		5 U01 CA210152-05	93.396	Cancer Biology Research	640,386	127,122
Health and Human Services, Department of	Direct		5 U01 CA243075-03	93.396	Cancer Biology Research	582,922	405,003
Health and Human Services, Department of	Direct		5 UH3CA213386-05	93.396	Cancer Biology Research	6,390	-
Health and Human Services, Department of	Direct		5R01CA226756-04	93.396	Cancer Biology Research	501,306	-
Health and Human Services, Department of	Direct		7 R01 CA206539-06	93.396	Cancer Biology Research	13,028	-
Health and Human Services, Department of	Pass-Through	Arizona State University	18-323	93.396	Cancer Biology Research	(5,759)	-
Health and Human Services, Department of	Pass-Through	Arizona State University	ASUB00000412	93.396	Cancer Biology Research	18,971	-
Health and Human Services, Department of	Pass-Through	Arizona State University	ASUB00000412	93.396	Cancer Biology Research	113,913	-
Health and Human Services, Department of	Pass-Through	Baylor College of Medicine	7000001016	93.396	Cancer Biology Research	114,824	-
Health and Human Services, Department of	Pass-Through	Beth Israel Deaconess Medical Center	10129116	93.396	Cancer Biology Research	(10,113)	-
Health and Human Services, Department of	Pass-Through	Columbia University	1 GG012766-01	93.396	Cancer Biology Research	46,411	-
Health and Human Services, Department of	Pass-Through	Columbia University	1(GG016471-01)	93.396	Cancer Biology Research	33,179	-
Health and Human Services, Department of	Pass-Through	Henry Ford Health System	R01CA247516	93.396	Cancer Biology Research	12,096	-
Health and Human Services, Department of	Pass-Through	Kaiser Permanente Research Foundation Institute	RNG209451-MICH-02	93.396	Cancer Biology Research	16,922	-
Health and Human Services, Department of	Pass-Through	Magee Womens Research Institute	6807	93.396	Cancer Biology Research	22,212	-
Health and Human Services, Department of	Pass-Through	Magee Womens Research Institute	6810-UM	93.396	Cancer Biology Research	14,132	-
Health and Human Services, Department of	Pass-Through	Magee Womens Research Institute	6819UM	93.396	Cancer Biology Research	30,973	-
Health and Human Services, Department of	Pass-Through	Northwestern University	60060418 UM	93.396	Cancer Biology Research	25,067	-
Health and Human Services, Department of	Pass-Through	Texas A & M University	M1902041	93.396	Cancer Biology Research	1,531	-
Health and Human Services, Department of	Pass-Through	The University of Texas MD Anderson Cancer Center	3001141555	93.396	Cancer Biology Research	74,912	-
Health and Human Services, Department of	Pass-Through	The University of Texas MD Anderson Cancer Center	3001634841	93.396	Cancer Biology Research	(4,439)	-
Health and Human Services, Department of	Pass-Through	The University of Texas MD Anderson Cancer Center	3001766419	93.396	Cancer Biology Research	7,079	-
Health and Human Services, Department of	Pass-Through	University of Iowa	S02477-01	93.396	Cancer Biology Research	242,646	-
Health and Human Services, Department of	Pass-Through	University of South Carolina	22-4635 PO#2000060794	93.396	Cancer Biology Research	8,884	-
Health and Human Services, Department of	Pass-Through	University of Southern California	137541551	93.396	Cancer Biology Research	317,176	-
						\$ 14,263,944	\$ 1,390,416
Health and Human Services, Department of	Direct		3 P50 CA186786-09S1	93.397	Cancer Centers Support Grants	\$ 2,118,500	\$ 241,981
Health and Human Services, Department of	Direct		5 P30 CA046592-33	93.397	Cancer Centers Support Grants	7,654,356	-
Health and Human Services, Department of	Direct		5 R01 CA193377-05	93.397	Cancer Centers Support Grants	134,002	-
Health and Human Services, Department of	Direct		5 U54 CA163059-10	93.397	Cancer Centers Support Grants	1,100,126	91,855
Health and Human Services, Department of	Pass-Through	Fred Hutchinson Cancer Research Center	0001062155	93.397	Cancer Centers Support Grants	28,704	-
Health and Human Services, Department of	Pass-Through	Fred Hutchinson Cancer Research Center	0001094362	93.397	Cancer Centers Support Grants	68,004	-
Health and Human Services, Department of	Pass-Through	Mekanismic Therapeutics, Inc.	Agreement	93.397	Cancer Centers Support Grants	69,309	-
Health and Human Services, Department of	Pass-Through	Weill Cornell Medical College of Cornell University	204024	93.397	Cancer Centers Support Grants	746	-
Health and Human Services, Department of	Pass-Through	Weill Cornell Medical College of Cornell University	213827	93.397	Cancer Centers Support Grants	122,507	-
						\$ 11,296,254	\$ 333,836
Health and Human Services, Department of	Direct		1 F31 CA257533-01	93.398	Cancer Research Manpower	\$ 38,401	\$ -
Health and Human Services, Department of	Direct		1 F32 CA264874-01	93.398	Cancer Research Manpower	86,385	-

University of Michigan
Schedule of Expenditures of Federal Awards
For the Year Ended June 30, 2022

Cluster Title/Federal Grantor/Program	Type	Pass-Through Grantor	Award Identifier	Assistance Listing		Federal Expenditures	Passed-Through to Subrecipients
				Number	Assistance Listing Program Title		
Health and Human Services, Department of	Direct		1 K99 CA241357-01A1	93.398	Cancer Research Manpower	(64)	-
Health and Human Services, Department of	Direct		1 K99 CA263154-01	93.398	Cancer Research Manpower	74,020	-
Health and Human Services, Department of	Direct		1 K99 CA267261-01	93.398	Cancer Research Manpower	29,864	-
Health and Human Services, Department of	Direct		5 F30 CA257292-02	93.398	Cancer Research Manpower	31,084	-
Health and Human Services, Department of	Direct		5 F31 CA243344-03	93.398	Cancer Research Manpower	33,367	-
Health and Human Services, Department of	Direct		5 F31 CA247037-02	93.398	Cancer Research Manpower	42,937	-
Health and Human Services, Department of	Direct		5 F31 CA247104-02	93.398	Cancer Research Manpower	43,942	-
Health and Human Services, Department of	Direct		5 F31 CA247457-02	93.398	Cancer Research Manpower	1,710	-
Health and Human Services, Department of	Direct		5 F31 CA254079-02	93.398	Cancer Research Manpower	32,752	-
Health and Human Services, Department of	Direct		5 F31 CA254080-02	93.398	Cancer Research Manpower	33,452	-
Health and Human Services, Department of	Direct		5 F31 CA254138-02	93.398	Cancer Research Manpower	24,110	-
Health and Human Services, Department of	Direct		5 F31 CA260929-02	93.398	Cancer Research Manpower	47,540	-
Health and Human Services, Department of	Direct		5 F31 CA264961-02	93.398	Cancer Research Manpower	41,529	-
Health and Human Services, Department of	Direct		5 F31 CA265082-02	93.398	Cancer Research Manpower	36,629	-
Health and Human Services, Department of	Direct		5 F31-CA260935-02	93.398	Cancer Research Manpower	46,256	-
Health and Human Services, Department of	Direct		5 F32 CA243421-03	93.398	Cancer Research Manpower	70,283	-
Health and Human Services, Department of	Direct		5 F32 CA247492-03	93.398	Cancer Research Manpower	61,460	-
Health and Human Services, Department of	Direct		5 F32 CA254147-02	93.398	Cancer Research Manpower	75,813	-
Health and Human Services, Department of	Direct		5 F32 CA260735-02	93.398	Cancer Research Manpower	61,218	-
Health and Human Services, Department of	Direct		5 F32 CA261115-02	93.398	Cancer Research Manpower	50,631	-
Health and Human Services, Department of	Direct		5 F99 CA264414-02	93.398	Cancer Research Manpower	37,552	-
Health and Human Services, Department of	Direct		5 K07 CA196752-05	93.398	Cancer Research Manpower	1,000	-
Health and Human Services, Department of	Direct		5 K08 CA201335-05	93.398	Cancer Research Manpower	30,574	-
Health and Human Services, Department of	Direct		5 K08 CA201581-05	93.398	Cancer Research Manpower	1,831	-
Health and Human Services, Department of	Direct		5 K08 CA208013-05	93.398	Cancer Research Manpower	(102)	-
Health and Human Services, Department of	Direct		5 K08 CA226350-04	93.398	Cancer Research Manpower	206,563	-
Health and Human Services, Department of	Direct		5 K08 CA230204-06	93.398	Cancer Research Manpower	127,472	-
Health and Human Services, Department of	Direct		5 K08 CA234222-04	93.398	Cancer Research Manpower	170,787	-
Health and Human Services, Department of	Direct		5 K08 CA234416-04	93.398	Cancer Research Manpower	227,910	-
Health and Human Services, Department of	Direct		5 K08 CA237638-04	93.398	Cancer Research Manpower	317,912	-
Health and Human Services, Department of	Direct		5 K08 CA245237-04	93.398	Cancer Research Manpower	206,759	-
Health and Human Services, Department of	Direct		5 K22CA262349-02	93.398	Cancer Research Manpower	124,972	-
Health and Human Services, Department of	Direct		5 R25 CA203651-05	93.398	Cancer Research Manpower	123,170	-
Health and Human Services, Department of	Direct		5 R25 CA214227-05	93.398	Cancer Research Manpower	192,181	12,794
Health and Human Services, Department of	Direct		5K08CA197369-05	93.398	Cancer Research Manpower	(2,650)	-
Health and Human Services, Department of	Direct		T32 CA009357	93.398	Cancer Research Manpower	346,925	-
Health and Human Services, Department of	Direct		T32 CA009672	93.398	Cancer Research Manpower	224,884	-
Health and Human Services, Department of	Direct		T32 CA009676	93.398	Cancer Research Manpower	385,098	-
Health and Human Services, Department of	Direct		T32 CA083654	93.398	Cancer Research Manpower	192,308	-
Health and Human Services, Department of	Direct		T32 CA140044	93.398	Cancer Research Manpower	(2,061)	-
Health and Human Services, Department of	Direct		T32 CA140044	93.398	Cancer Research Manpower	390,746	-
Health and Human Services, Department of	Direct		T32 CA180984	93.398	Cancer Research Manpower	317,931	-
Health and Human Services, Department of	Direct		T32CA236621	93.398	Cancer Research Manpower	408,742	-
Health and Human Services, Department of	Pass-Through	Case Western Reserve University	TRN515657	93.398	Cancer Research Manpower	4,023	-
Health and Human Services, Department of	Pass-Through	Case Western Reserve University	TRN516567	93.398	Cancer Research Manpower	20,508	-
						\$ 5,018,354	\$ 12,794
Health and Human Services, Department of	Direct		5 R03 CA241841-02	93.399	Cancer Control	7,106	-
Health and Human Services, Department of	Direct		5 UG1 CA242632-03	93.399	Cancer Control	400,908	145,743
Health and Human Services, Department of	Pass-Through	Ecobalance	UG1CA189828-07-MICH4	93.399	Cancer Control	5,456	-
Health and Human Services, Department of	Pass-Through	ECOG-ACRIN Medical Research Foundation, Inc	2UG1CA189828-07-MICH3	93.399	Cancer Control	12,538	-
Health and Human Services, Department of	Pass-Through	ECOG-ACRIN Medical Research Foundation, Inc	UG1CA189828-06-MICH1	93.399	Cancer Control	16	-
Health and Human Services, Department of	Pass-Through	ECOG-ACRIN Medical Research Foundation, Inc	UG1CA189828-06-MICH1	93.399	Cancer Control	1,245	-
Health and Human Services, Department of	Pass-Through	ECOG-ACRIN Medical Research Foundation, Inc	UG1CA189828-06-MICH1	93.399	Cancer Control	10,150	-
Health and Human Services, Department of	Pass-Through	ECOG-ACRIN Medical Research Foundation, Inc	UG1CA189828-06-MICH2	93.399	Cancer Control	7,114	-
Health and Human Services, Department of	Pass-Through	ECOG-ACRIN Medical Research Foundation, Inc	UG1CA189828-06-MICH2	93.399	Cancer Control	103,587	-
Health and Human Services, Department of	Pass-Through	ECOG-ACRIN Medical Research Foundation, Inc	UG1CA189828-07-MICH-AYA	93.399	Cancer Control	4,973	-
Health and Human Services, Department of	Pass-Through	ECOG-ACRIN Medical Research Foundation, Inc	UG1CA189828-07-MICH-AYA	93.399	Cancer Control	38,094	-
Health and Human Services, Department of	Pass-Through	NRG Oncology	NCORP-Arring-GY7	93.399	Cancer Control	2,600	-
Health and Human Services, Department of	Pass-Through	NRG Oncology	NCORP-Arring-GY7	93.399	Cancer Control	22,518	-
Health and Human Services, Department of	Pass-Through	NRG Oncology	NCORP-Barton-GY6	93.399	Cancer Control	1,969	-
Health and Human Services, Department of	Pass-Through	NRG Oncology	NCORP-Barton-GY6	93.399	Cancer Control	22,401	-
Health and Human Services, Department of	Pass-Through	NRG Oncology	NRG-Mullins-GY8	93.399	Cancer Control	5,877	-
Health and Human Services, Department of	Pass-Through	Oregon Health and Science University	1014562_UMICHIGAN_Henry	93.399	Cancer Control	2,071	-
Health and Human Services, Department of	Pass-Through	Oregon Health and Science University	1014562_UMICHIGAN_Henry	93.399	Cancer Control	27,106	-
Health and Human Services, Department of	Pass-Through	Oregon Health and Science University	1014562_UMICHIGAN_Leja	93.399	Cancer Control	10,011	-
Health and Human Services, Department of	Pass-Through	Oregon Health and Science University	1014562_UMICHIGAN_Leja	93.399	Cancer Control	110,179	-
Health and Human Services, Department of	Pass-Through	Oregon Health and Science University	1014562_UMICHIGAN_Rae	93.399	Cancer Control	477	-
Health and Human Services, Department of	Pass-Through	Oregon Health and Science University	1014562_UMICHIGAN_Rae	93.399	Cancer Control	5,241	-
						\$ 801,637	\$ 145,743
Health and Human Services, Department of	Pass-Through	The Task Force for Global Health, Inc. (TFGH)	U38OT000316	93.421	National Partnerships to Improve and Protect the Nation's Health	\$ 69,149	\$ -
Health and Human Services, Department of	Pass-Through	University of Vermont	AWD00000288SUB00000135	93.421	National Partnerships to Improve and Protect the Nation's Health	30,109	-
Health and Human Services, Department of	Pass-Through	University of Vermont	AWD00000738SUB00000310	93.421	National Partnerships to Improve and Protect the Nation's Health	49,072	-
						\$ 148,330	\$ -
Health and Human Services, Department of	Direct		90ARCP0003-01-00	93.433	ACL National Institute on Disability, Independent Living, and Rehabilitation Research	\$ 345	\$ -

**University of Michigan
Schedule of Expenditures of Federal Awards
For the Year Ended June 30, 2022**

Cluster Title/Federal Grantor/Program	Type	Pass-Through Grantor	Award Identifier	Assistance Listing		Federal Expenditures	Passed-Through to Subrecipients
				Number	Assistance Listing Program Title		
Health and Human Services, Department of	Direct		90ARCP000302-00	93.433	ACL National Institute on Disability, Independent Living, and Rehabilitation Research	23,227	-
Health and Human Services, Department of	Direct		90ARCP003-03-00	93.433	ACL National Institute on Disability, Independent Living, and Rehabilitation Research	116,718	-
Health and Human Services, Department of	Direct		90IFDV0002-03-03	93.433	ACL National Institute on Disability, Independent Living, and Rehabilitation Research	56,553	41,000
Health and Human Services, Department of	Direct		90IFRE0002-02-00	93.433	ACL National Institute on Disability, Independent Living, and Rehabilitation Research	(646)	-
Health and Human Services, Department of	Direct		90IFRE0002-03-00	93.433	ACL National Institute on Disability, Independent Living, and Rehabilitation Research	162,827	-
Health and Human Services, Department of	Direct		90RTHF0001-02-00	93.433	ACL National Institute on Disability, Independent Living, and Rehabilitation Research	(4,131)	-
Health and Human Services, Department of	Direct		90RTHF0001-03-00	93.433	ACL National Institute on Disability, Independent Living, and Rehabilitation Research	250,129	80,286
Health and Human Services, Department of	Direct		90RTHF0001-04-00	93.433	ACL National Institute on Disability, Independent Living, and Rehabilitation Research	524,578	34,149
Health and Human Services, Department of	Pass-Through	Brandeis University	403315	93.433	ACL National Institute on Disability, Independent Living, and Rehabilitation Research	(4,550)	-
Health and Human Services, Department of	Pass-Through	Brandeis University	403315	93.433	ACL National Institute on Disability, Independent Living, and Rehabilitation Research	6,083	-
Health and Human Services, Department of	Pass-Through	Brandeis University	404234	93.433	ACL National Institute on Disability, Independent Living, and Rehabilitation Research	12,995	-
Health and Human Services, Department of	Pass-Through	Craig Hospital	UM003-G#26099-BY 4/5	93.433	ACL National Institute on Disability, Independent Living, and Rehabilitation Research	26,339	-
Health and Human Services, Department of	Pass-Through	Craig Hospital	UM003-G#2609-BY3/5	93.433	ACL National Institute on Disability, Independent Living, and Rehabilitation Research	(1,431)	-
Health and Human Services, Department of	Pass-Through	Craig Hospital	UM003-G#2609-BY5/5	93.433	ACL National Institute on Disability, Independent Living, and Rehabilitation Research	57,676	-
Health and Human Services, Department of	Pass-Through	Kessler Foundation	40576-01	93.433	ACL National Institute on Disability, Independent Living, and Rehabilitation Research	18,101	-
Health and Human Services, Department of	Pass-Through	University at Buffalo	R1239016	93.433	ACL National Institute on Disability, Independent Living, and Rehabilitation Research	23,247	-
Health and Human Services, Department of	Pass-Through	University of Delaware	UDR0000138	93.433	ACL National Institute on Disability, Independent Living, and Rehabilitation Research	48,583	-
Health and Human Services, Department of	Pass-Through	University of Pittsburgh	AWD00001322 (136550-1)	93.433	ACL National Institute on Disability, Independent Living, and Rehabilitation Research	21,758	-
Health and Human Services, Department of	Pass-Through	University of Pittsburgh	AWD00002845 (135089-1)	93.433	ACL National Institute on Disability, Independent Living, and Rehabilitation Research	44,045	-
Health and Human Services, Department of	Pass-Through	University of Pittsburgh	AWD00002848 (135089-1)	93.433	ACL National Institute on Disability, Independent Living, and Rehabilitation Research	14,160	-
Health and Human Services, Department of	Pass-Through	Wayne State University	WSU22040	93.433	ACL National Institute on Disability, Independent Living, and Rehabilitation Research	3,163	-
						\$ 1,399,769	\$ 155,435
Health and Human Services, Department of	Pass-Through	Michigan, State of, Health and Human Services, Department of	E20213092-002 1	93.435	Innovative State and Local Public Health Strategies to prevent and Manage Diabetes and Heart Disease and Stroke-	\$ 37,031	\$ -
Health and Human Services, Department of	Pass-Through	Michigan, State of, Health and Human Services, Department of	E20221366-00 / 1	93.435	Innovative State and Local Public Health Strategies to prevent and Manage Diabetes and Heart Disease and Stroke-	65,783	-
						\$ 102,814	\$ -
					CDC Undergraduate Public Health Scholars Program (CUPS):		
					A Public Health Experience to Expose Undergraduates		
Health and Human Services, Department of	Direct		5 NU50 MN000001-05-00	93.456	Interested in Minority Health to Public Health and the Public	\$ 787,020	\$ -
Health and Human Services, Department of	Direct		5 UB6HP31684-04-00	93.516	Public Health Training Centers Program	\$ 915,416	\$ 375,653
Health and Human Services, Department of	Pass-Through	Rush University	18092008-Sub03	93.550	Transitional Living for Homeless Youth	\$ 137,498	\$ -
Health and Human Services, Department of	Pass-Through	University of Wisconsin	MSN0169023	93.564	Child Support Enforcement Research	\$ 3,257	\$ -
Health and Human Services, Department of	Pass-Through	Center for Healthcare Research & Transformation	Subcontractor Agreement	93.624	Community Health Access and Rural Transformation	\$ 6,726	\$ -
Health and Human Services, Department of	Pass-Through	University of Washington	UWSC13604	93.650	(CHART) Model	\$ 78,378	\$ -
					Accountable Health Communities		
					Substance Use-Disorder Prevention that Promotes Opioid Recovery and Treatment (SUPPORT) for Patients and Communities Act		
Health and Human Services, Department of	Pass-Through	Michigan, State of, Health and Human Services, Department of	CE20203511 / Project CJ	93.664	Substance Use-Disorder Prevention that Promotes Opioid Recovery and Treatment (SUPPORT) for Patients and Communities Act	\$ (3,488)	\$ -
Health and Human Services, Department of	Pass-Through	Michigan, State of, Health and Human Services, Department of	E20212565-003 BH	93.664	Substance Use-Disorder Prevention that Promotes Opioid Recovery and Treatment (SUPPORT) for Patients and Communities Act	196,075	37,247
Health and Human Services, Department of	Pass-Through	Michigan, State of, Health and Human Services, Department of	E20221544-00 / BM	93.664	Substance Use-Disorder Prevention that Promotes Opioid Recovery and Treatment (SUPPORT) for Patients and Communities Act	395,264	42,090
						\$ 587,851	\$ 79,337
Health and Human Services, Department of	Pass-Through	Ohio State University, The	SPC-1000005648 / GR124388	93.669	Child Abuse and Neglect State Grants	\$ 44,648	\$ -
Health and Human Services, Department of	Direct		4 M01HP31331-04-01	93.732	Mental and Behavioral Health Education and Training Grants	\$ 50,809	\$ -
Health and Human Services, Department of	Direct		5 M01HP41985-02-00	93.732	Mental and Behavioral Health Education and Training Grants	121,602	-
Health and Human Services, Department of	Pass-Through	Eastern Michigan University	RG2665-3210/PO#P0049017	93.732	Mental and Behavioral Health Education and Training Grants	158,563	-
						\$ 330,974	\$ -
Health and Human Services, Department of	Pass-Through	National Kidney Foundation of Michigan	Agreement	93.738	Program financed solely by Public Prevention and Health Funds	\$ 53,656	\$ -
Health and Human Services, Department of	Pass-Through	National Kidney Foundation of Michigan	NU58DP006597	93.738	Program financed solely by Public Prevention and Health Funds	19,799	-
						\$ 73,455	\$ -
Health and Human Services, Department of	Pass-Through	Community Foundation for Southeast Michigan	Grant Number IG-202114973	93.788	Opioid STR	\$ 119,657	\$ 14,228.00

University of Michigan
Schedule of Expenditures of Federal Awards
For the Year Ended June 30, 2022

Cluster Title/Federal Grantor/Program	Type	Pass-Through Grantor	Award Identifier	Assistance Listing		Federal Expenditures	Passed-Through to Subrecipients
				Number	Assistance Listing Program Title		
Health and Human Services, Department of	Pass-Through	Community Foundation for Southeast Michigan	SOR2022105	93.788	Opioid STR	52,906	-
Health and Human Services, Department of	Pass-Through	Community Mental Health Partnership of Southeast Michigan	C21040	93.788	Opioid STR	17,799	-
Health and Human Services, Department of	Pass-Through	Community Mental Health Partnership of Southeast Michigan	Contract #C22040	93.788	Opioid STR	31,686	-
Health and Human Services, Department of	Pass-Through	Kent County Health Department	PO 601 210689	93.788	Opioid STR	50,000	-
Health and Human Services, Department of	Pass-Through	Michigan, State of, Health and Human Services, Department of	E20201781-Project AU	93.788	Opioid STR	(13,619)	-
Health and Human Services, Department of	Pass-Through	Michigan, State of, Health and Human Services, Department of	E20203204-Project AT	93.788	Opioid STR	745	-
Health and Human Services, Department of	Pass-Through	Michigan, State of, Health and Human Services, Department of	E20203205 / Project AX	93.788	Opioid STR	(381)	-
Health and Human Services, Department of	Pass-Through	Michigan, State of, Health and Human Services, Department of	E20203206-Project AY	93.788	Opioid STR	3,695	-
Health and Human Services, Department of	Pass-Through	Michigan, State of, Health and Human Services, Department of	E20213443-002 AN	93.788	Opioid STR	16,295	-
Health and Human Services, Department of	Pass-Through	Michigan, State of, Health and Human Services, Department of	E20213445-003 AV	93.788	Opioid STR	98,486	-
Health and Human Services, Department of	Pass-Through	Michigan, State of, Health and Human Services, Department of	E20213472-003 AM	93.788	Opioid STR	35,275	-
Health and Human Services, Department of	Pass-Through	Michigan, State of, Health and Human Services, Department of	E20213601-003 BR	93.788	Opioid STR	371,109	24,500
Health and Human Services, Department of	Pass-Through	Michigan, State of, Health and Human Services, Department of	E20214226-002 BZ	93.788	Opioid STR	49,224	6,012
Health and Human Services, Department of	Pass-Through	Michigan, State of, Health and Human Services, Department of	E20221302-00 / AR	93.788	Opioid STR	344,629	7,900
Health and Human Services, Department of	Pass-Through	Michigan, State of, Health and Human Services, Department of	E20221730-00 / BI	93.788	Opioid STR	33,976	5,480
Health and Human Services, Department of	Pass-Through	Michigan, State of, Health and Human Services, Department of	E20221872-00 AQ	93.788	Opioid STR	1,323,745	-
Health and Human Services, Department of	Pass-Through	Washtenaw, County of-Health Department	52908/PO 20211181	93.788	Opioid STR	50,000	-
						\$ 2,585,227	\$ 58,120
Health and Human Services, Department of	Direct		1 R61 NS123760-01 A1	93.800	Organized Approaches to Increase Colorectal Cancer Screening	\$ 2,759	\$ -
Health and Human Services, Department of	Direct		5 F31 GM143769-02	93.829	Section 223 Demonstration Programs to Improve Community Mental Health Services	\$ 38,982	\$ -
Health and Human Services, Department of	Direct		5 NU58DP006956-02-00	93.833	Supporting and Maintaining a Surveillance System for Chronic Kidney Disease (CKD) in the United States	\$ 653,376	\$ -
Health and Human Services, Department of	Direct		6NU58DP0062540401	93.833	Supporting and Maintaining a Surveillance System for Chronic Kidney Disease (CKD) in the United States	201,435	67,864
						\$ 854,811	\$ 67,864
Health and Human Services, Department of	Pass-Through	Washington University in St. Louis	WU-21-0475	93.834	Capacity Building Assistance (CBA) for High-Impact HIV Prevention	\$ 21,425	\$ -
Health and Human Services, Department of	Pass-Through	Washington University in St. Louis	WU-21-24/PO 2939620K	93.834	Capacity Building Assistance (CBA) for High-Impact HIV Prevention	(1,866)	-
Health and Human Services, Department of	Pass-Through	Washington University in St. Louis	WU-22-0467PO# ST00007240	93.834	Capacity Building Assistance (CBA) for High-Impact HIV Prevention	2,874	-
						\$ 22,433	\$ -
Health and Human Services, Department of	Direct		1 F31 HL154605-01A1	93.837	Cardiovascular Diseases Research	\$ 38,638	\$ -
Health and Human Services, Department of	Direct		1 F32 HL152508-01A1	93.837	Cardiovascular Diseases Research	66,916	-
Health and Human Services, Department of	Direct		1 R01 HL156961-01A1	93.837	Cardiovascular Diseases Research	44,412	-
Health and Human Services, Department of	Direct		1 R01 HL156989-01A1	93.837	Cardiovascular Diseases Research	126,004	-
Health and Human Services, Department of	Direct		1 R01 HL158723-01A1	93.837	Cardiovascular Diseases Research	17,688	-
Health and Human Services, Department of	Direct		1 R01 HL159871-01A1	93.837	Cardiovascular Diseases Research	81,663	-
Health and Human Services, Department of	Direct		1 R13 HL154513-01	93.837	Cardiovascular Diseases Research	171	-
Health and Human Services, Department of	Direct		1 R35 HL161016-01	93.837	Cardiovascular Diseases Research	333,361	-
Health and Human Services, Department of	Direct		1 R56 HL157279-01	93.837	Cardiovascular Diseases Research	367,351	-
Health and Human Services, Department of	Direct		1 UG3 HL145269-01A1	93.837	Cardiovascular Diseases Research	(10,382)	-
Health and Human Services, Department of	Direct		3 R01 HL134846-03S2	93.837	Cardiovascular Diseases Research	59	-
Health and Human Services, Department of	Direct		4 UH3HL159134-02	93.837	Cardiovascular Diseases Research	912,022	224,659
Health and Human Services, Department of	Direct		5 F31 HL146162-02	93.837	Cardiovascular Diseases Research	(5,824)	-
Health and Human Services, Department of	Direct		5 F31 HL149214-03	93.837	Cardiovascular Diseases Research	35,679	-
Health and Human Services, Department of	Direct		5 F31 HL149249-02	93.837	Cardiovascular Diseases Research	3,217	-
Health and Human Services, Department of	Direct		5 F31 HL152501-02	93.837	Cardiovascular Diseases Research	13,610	-
Health and Human Services, Department of	Direct		5 F31 HL158093-02	93.837	Cardiovascular Diseases Research	36,365	-
Health and Human Services, Department of	Direct		5 F31 HL159934-02	93.837	Cardiovascular Diseases Research	38,717	-
Health and Human Services, Department of	Direct		5 K01 HL132057-05	93.837	Cardiovascular Diseases Research	(1,561)	-
Health and Human Services, Department of	Direct		5 K01 HL145366-04	93.837	Cardiovascular Diseases Research	158,282	-
Health and Human Services, Department of	Direct		5 K01 HL155404-02	93.837	Cardiovascular Diseases Research	112,904	-
Health and Human Services, Department of	Direct		5 K01 HL171701 05	93.837	Cardiovascular Diseases Research	175,499	-
Health and Human Services, Department of	Direct		5 K08 HL130455-05	93.837	Cardiovascular Diseases Research	17,011	-
Health and Human Services, Department of	Direct		5 K08 HL13614-05	93.837	Cardiovascular Diseases Research	56,302	-
Health and Human Services, Department of	Direct		5 K08 HL144924-04	93.837	Cardiovascular Diseases Research	139,942	-
Health and Human Services, Department of	Direct		5 K08 HL146351-02	93.837	Cardiovascular Diseases Research	14,066	-
Health and Human Services, Department of	Direct		5 K08 HL146990-04	93.837	Cardiovascular Diseases Research	161,693	10,954
Health and Human Services, Department of	Direct		5 K08HL130944-05	93.837	Cardiovascular Diseases Research	86,913	-
Health and Human Services, Department of	Direct		5 K08HL148552-04	93.837	Cardiovascular Diseases Research	208,676	-
Health and Human Services, Department of	Direct		5 K12 HL133304-05	93.837	Cardiovascular Diseases Research	421,005	-
Health and Human Services, Department of	Direct		5 K23 HL119623-05	93.837	Cardiovascular Diseases Research	4,262	-
Health and Human Services, Department of	Direct		5 K23 HL128909-05	93.837	Cardiovascular Diseases Research	34,434	-
Health and Human Services, Department of	Direct		5 K23 HL135397-05	93.837	Cardiovascular Diseases Research	230,991	-
Health and Human Services, Department of	Direct		5 K23 HL145096-04	93.837	Cardiovascular Diseases Research	134,272	-
Health and Human Services, Department of	Direct		5 R0 1HL153384-03	93.837	Cardiovascular Diseases Research	602,265	19,698
Health and Human Services, Department of	Direct		5 R00HL133482-05	93.837	Cardiovascular Diseases Research	37,032	-
Health and Human Services, Department of	Direct		5 R01 HL058984-21	93.837	Cardiovascular Diseases Research	146,218	-
Health and Human Services, Department of	Direct		5 R01 HL085339-11	93.837	Cardiovascular Diseases Research	392,739	75,144
Health and Human Services, Department of	Direct		5 R01 HL105297-08	93.837	Cardiovascular Diseases Research	(15,111)	23,993
Health and Human Services, Department of	Direct		5 R01 HL109946-09	93.837	Cardiovascular Diseases Research	726,683	-
Health and Human Services, Department of	Direct		5 R01 HL117626-05S2	93.837	Cardiovascular Diseases Research	11	-
Health and Human Services, Department of	Direct		5 R01 HL12088-06	93.837	Cardiovascular Diseases Research	407,218	85,744
Health and Human Services, Department of	Direct		5 R01 HL122261-05	93.837	Cardiovascular Diseases Research	31,108	31,479
Health and Human Services, Department of	Direct		5 R01 HL122684-05	93.837	Cardiovascular Diseases Research	29,064	-

University of Michigan
Schedule of Expenditures of Federal Awards
For the Year Ended June 30, 2022

Cluster Title/Federal Grantor/Program	Type	Pass-Through Grantor	Award Identifier	Assistance Listing		Federal Expenditures	Passed-Through to Subrecipients
				Number	Assistance Listing Program Title		
Health and Human Services, Department of	Direct		5 R01 HL126969-05	93.837	Cardiovascular Diseases Research	(5,056)	-
Health and Human Services, Department of	Direct		5 R01 HL127023-04	93.837	Cardiovascular Diseases Research	(613)	-
Health and Human Services, Department of	Direct		5 R01 HL127215-04	93.837	Cardiovascular Diseases Research	228,906	2,261
Health and Human Services, Department of	Direct		5 R01 HL127564-04	93.837	Cardiovascular Diseases Research	11,724	-
Health and Human Services, Department of	Direct		5 R01 HL128231-05	93.837	Cardiovascular Diseases Research	300,644	187,456
Health and Human Services, Department of	Direct		5 R01 HL1283307-04	93.837	Cardiovascular Diseases Research	38	-
Health and Human Services, Department of	Direct		5 R01 HL130106-05	93.837	Cardiovascular Diseases Research	273,791	-
Health and Human Services, Department of	Direct		5 R01 HL132037-04	93.837	Cardiovascular Diseases Research	71,412	-
Health and Human Services, Department of	Direct		5 R01 HL132979-05	93.837	Cardiovascular Diseases Research	382,019	33,699
Health and Human Services, Department of	Direct		5 R01 HL133129-04	93.837	Cardiovascular Diseases Research	160,413	-
Health and Human Services, Department of	Direct		5 R01 HL133221-04	93.837	Cardiovascular Diseases Research	(13,921)	-
Health and Human Services, Department of	Direct		5 R01 HL134569-06	93.837	Cardiovascular Diseases Research	827,158	-
Health and Human Services, Department of	Direct		5 R01 HL134846-05	93.837	Cardiovascular Diseases Research	703,772	-
Health and Human Services, Department of	Direct		5 R01 HL136231-04	93.837	Cardiovascular Diseases Research	203,368	-
Health and Human Services, Department of	Direct		5 R01 HL137214-04	93.837	Cardiovascular Diseases Research	(17,027)	-
Health and Human Services, Department of	Direct		5 R01 HL137731-04	93.837	Cardiovascular Diseases Research	479,447	132,892
Health and Human Services, Department of	Direct		5 R01 HL137964-04	93.837	Cardiovascular Diseases Research	361,221	53,667
Health and Human Services, Department of	Direct		5 R01 HL138139-05	93.837	Cardiovascular Diseases Research	193,142	-
Health and Human Services, Department of	Direct		5 R01 HL139656-05	93.837	Cardiovascular Diseases Research	656,391	-
Health and Human Services, Department of	Direct		5 R01 HL139672-04	93.837	Cardiovascular Diseases Research	807,784	51,217
Health and Human Services, Department of	Direct		5 R01 HL139735 04	93.837	Cardiovascular Diseases Research	330,705	-
Health and Human Services, Department of	Direct		5 R01 HL139813-04	93.837	Cardiovascular Diseases Research	292,282	-
Health and Human Services, Department of	Direct		5 R01 HL141292-04	93.837	Cardiovascular Diseases Research	718,284	227,580
Health and Human Services, Department of	Direct		5 R01 HL141509-04	93.837	Cardiovascular Diseases Research	726,427	-
Health and Human Services, Department of	Direct		5 R01 HL141891-05	93.837	Cardiovascular Diseases Research	872,126	-
Health and Human Services, Department of	Direct		5 R01 HL144657-04	93.837	Cardiovascular Diseases Research	509,590	-
Health and Human Services, Department of	Direct		5 R01 HL144777-03	93.837	Cardiovascular Diseases Research	367,270	-
Health and Human Services, Department of	Direct		5 R01 HL146352-03	93.837	Cardiovascular Diseases Research	711,620	-
Health and Human Services, Department of	Direct		5 R01 HL146619-04	93.837	Cardiovascular Diseases Research	486,142	94,707
Health and Human Services, Department of	Direct		5 R01 HL147527-04	93.837	Cardiovascular Diseases Research	632,851	-
Health and Human Services, Department of	Direct		5 R01 HL149363-03	93.837	Cardiovascular Diseases Research	741,982	38,866
Health and Human Services, Department of	Direct		5 R01 HL150848-03	93.837	Cardiovascular Diseases Research	701,966	-
Health and Human Services, Department of	Direct		5 R01 HL151524-02	93.837	Cardiovascular Diseases Research	356,897	-
Health and Human Services, Department of	Direct		5 R01 HL151776-03	93.837	Cardiovascular Diseases Research	785,881	-
Health and Human Services, Department of	Direct		5 R01 HL153710-02	93.837	Cardiovascular Diseases Research	363,461	-
Health and Human Services, Department of	Direct		5 R01 HL155834-02	93.837	Cardiovascular Diseases Research	510,048	185,770
Health and Human Services, Department of	Direct		5 R01 HL156274-02	93.837	Cardiovascular Diseases Research	154,430	35,867
Health and Human Services, Department of	Direct		5 R01 HL159900-02	93.837	Cardiovascular Diseases Research	687,278	97,461
Health and Human Services, Department of	Direct		5 R01HL134569-04	93.837	Cardiovascular Diseases Research	(33,848)	-
Health and Human Services, Department of	Direct		5 R01HL148068-04	93.837	Cardiovascular Diseases Research	757,652	-
Health and Human Services, Department of	Direct		5 R03 HL148465-02	93.837	Cardiovascular Diseases Research	105,963	-
Health and Human Services, Department of	Direct		5 R21 HL153694-02	93.837	Cardiovascular Diseases Research	143,476	-
Health and Human Services, Department of	Direct		5 R25 HL108842-10	93.837	Cardiovascular Diseases Research	31,261	-
Health and Human Services, Department of	Direct		5 R25 HL147207-03	93.837	Cardiovascular Diseases Research	181,259	-
Health and Human Services, Department of	Direct		5 R35 HL135823-07	93.837	Cardiovascular Diseases Research	723,769	-
Health and Human Services, Department of	Direct		5 R35 HL135824-06	93.837	Cardiovascular Diseases Research	914,661	-
Health and Human Services, Department of	Direct		5 U01 HL135842-04	93.837	Cardiovascular Diseases Research	172,938	37,030
Health and Human Services, Department of	Direct		5 UG1 HL135665-06	93.837	Cardiovascular Diseases Research	316,815	-
Health and Human Services, Department of	Direct		5 UH3 HL145269-03	93.837	Cardiovascular Diseases Research	4,513,392	31,834
Health and Human Services, Department of	Direct		T32 HL007853	93.837	Cardiovascular Diseases Research	(1,724)	-
Health and Human Services, Department of	Direct		T32 HL007853	93.837	Cardiovascular Diseases Research	538,615	-
Health and Human Services, Department of	Direct		T32 HL125242	93.837	Cardiovascular Diseases Research	211,883	-
Health and Human Services, Department of	Direct		T32 HL125242-06	93.837	Cardiovascular Diseases Research	(5,168)	-
Health and Human Services, Department of	Pass-Through	Boston University	4500004029	93.837	Cardiovascular Diseases Research	92,933	-
Health and Human Services, Department of	Pass-Through	Brigham and Women's Hospital	120816	93.837	Cardiovascular Diseases Research	51,515	-
Health and Human Services, Department of	Pass-Through	Brown University	00001264	93.837	Cardiovascular Diseases Research	7,787	-
Health and Human Services, Department of	Pass-Through	California Northstate University	1	93.837	Cardiovascular Diseases Research	91,845	-
Health and Human Services, Department of	Pass-Through	California Northstate University	1 (Vyas)	93.837	Cardiovascular Diseases Research	508,072	-
Health and Human Services, Department of	Pass-Through	Case Western Reserve University	1153-SUB	93.837	Cardiovascular Diseases Research	(5)	-
Health and Human Services, Department of	Pass-Through	Case Western Reserve University	RES511861	93.837	Cardiovascular Diseases Research	(11)	-
Health and Human Services, Department of	Pass-Through	Case Western Reserve University	RES515474	93.837	Cardiovascular Diseases Research	155,294	-
Health and Human Services, Department of	Pass-Through	Children's Hospital of Pittsburgh	0046317 (126441-4)	93.837	Cardiovascular Diseases Research	65,013	-
Health and Human Services, Department of	Pass-Through	Cleveland Clinic Foundation (CCF)	1224-SUB	93.837	Cardiovascular Diseases Research	8,368	-
Health and Human Services, Department of	Pass-Through	Drexel University	900049-6906-7022/U0205483	93.837	Cardiovascular Diseases Research	(660)	-
Health and Human Services, Department of	Pass-Through	Drexel University	900125-2/PO U0222487	93.837	Cardiovascular Diseases Research	90,923	-
Health and Human Services, Department of	Pass-Through	Duke University	A03-3547	93.837	Cardiovascular Diseases Research	(1,434)	-
Health and Human Services, Department of	Pass-Through	Duke University	A03-5168	93.837	Cardiovascular Diseases Research	20,280	-
Health and Human Services, Department of	Pass-Through	Emory University	A102030	93.837	Cardiovascular Diseases Research	117,610	-
Health and Human Services, Department of	Pass-Through	Hektoen Institute for Medical Research, The	50811-324-UMICH	93.837	Cardiovascular Diseases Research	13,808	-
Health and Human Services, Department of	Pass-Through	Hektoen Institute for Medical Research, The	50811-324-UMICH	93.837	Cardiovascular Diseases Research	5,012	-
Health and Human Services, Department of	Pass-Through	ImBio	Project Plan	93.837	Cardiovascular Diseases Research	(21,828)	-
Health and Human Services, Department of	Pass-Through	ImBio	Project Plan	93.837	Cardiovascular Diseases Research	177,967	-
Health and Human Services, Department of	Pass-Through	ImBio	Project Plan	93.837	Cardiovascular Diseases Research	22,511	-
Health and Human Services, Department of	Pass-Through	Joslin Diabetes Center	100227	93.837	Cardiovascular Diseases Research	20,291	-
Health and Human Services, Department of	Pass-Through	Massachusetts General Hospital	230189	93.837	Cardiovascular Diseases Research	3,488	-
Health and Human Services, Department of	Pass-Through	Michigan State University	RC11050SUM	93.837	Cardiovascular Diseases Research	283	-
Health and Human Services, Department of	Pass-Through	Michigan State University	RC111435A	93.837	Cardiovascular Diseases Research	(1,696)	-
Health and Human Services, Department of	Pass-Through	Michigan State University	RC111435A	93.837	Cardiovascular Diseases Research	8,778	-

University of Michigan
 Schedule of Expenditures of Federal Awards
 For the Year Ended June 30, 2022

Cluster Title/Federal Grantor/Program	Type	Pass-Through Grantor	Award Identifier	Assistance Listing		Federal Expenditures	Passed-Through to Subrecipients
				Number	Assistance Listing Program Title		
Health and Human Services, Department of	Pass-Through	Michigan State University	RC112936A	93.837	Cardiovascular Diseases Research	24,846	-
Health and Human Services, Department of	Pass-Through	New England Research Institutes, Inc. dba HealthCore	Pediatric Heart Network Sub-Aw	93.837	Cardiovascular Diseases Research	(10,472)	-
Health and Human Services, Department of	Pass-Through	New England Research Institutes, Inc. dba HealthCore	Service Agreement	93.837	Cardiovascular Diseases Research	12,475	-
Health and Human Services, Department of	Pass-Through	New England Research Institutes, Inc. dba HealthCore	Service Agreement	93.837	Cardiovascular Diseases Research	17,235	-
Health and Human Services, Department of	Pass-Through	New England Research Institutes, Inc. dba HealthCore	Services Agreement	93.837	Cardiovascular Diseases Research	22,497	-
Health and Human Services, Department of	Pass-Through	New England Research Institutes, Inc. dba HealthCore	SERVICES AGREEMENT for Ox Bior	93.837	Cardiovascular Diseases Research	3,431	-
Health and Human Services, Department of	Pass-Through	New England Research Institutes, Inc. dba HealthCore	Sub-Award Agreement	93.837	Cardiovascular Diseases Research	15,951	-
Health and Human Services, Department of	Pass-Through	New England Research Institutes, Inc. dba HealthCore	Subcontract	93.837	Cardiovascular Diseases Research	736	-
Health and Human Services, Department of	Pass-Through	New England Research Institutes, Inc. dba HealthCore	Subcontract Agreement	93.837	Cardiovascular Diseases Research	7,601	-
Health and Human Services, Department of	Pass-Through	New England Research Institutes, Inc. dba HealthCore	SubContract Agreement	93.837	Cardiovascular Diseases Research	7,935	-
Health and Human Services, Department of	Pass-Through	New England Research Institutes, Inc. dba HealthCore	U10HL068270	93.837	Cardiovascular Diseases Research	24,437	-
Health and Human Services, Department of	Pass-Through	New York University Grossman School of Medicine	18-A0-00-1001368	93.837	Cardiovascular Diseases Research	(5,598)	-
Health and Human Services, Department of	Pass-Through	New York University Grossman School of Medicine	18-A0-00-1001368	93.837	Cardiovascular Diseases Research	79,811	-
Health and Human Services, Department of	Pass-Through	NOTA Laboratories LLC	SBIR Research Agreement	93.837	Cardiovascular Diseases Research	12,363	-
Health and Human Services, Department of	Pass-Through	Pennsylvania State University	UMICHHL153231	93.837	Cardiovascular Diseases Research	47,858	-
Health and Human Services, Department of	Pass-Through	San Francisco State University	S18-0010	93.837	Cardiovascular Diseases Research	18,625	-
Health and Human Services, Department of	Pass-Through	St. Luke's Hospital	Agreement	93.837	Cardiovascular Diseases Research	(2,214)	-
Health and Human Services, Department of	Pass-Through	The Children's Hospital of Philadelphia	3210920617	93.837	Cardiovascular Diseases Research	36,670	-
Health and Human Services, Department of	Pass-Through	The Miriam Hospital	7107147197	93.837	Cardiovascular Diseases Research	26,914	-
Health and Human Services, Department of	Pass-Through	The University of Texas Health Science Center at Houston	SA0000636	93.837	Cardiovascular Diseases Research	77,348	-
Health and Human Services, Department of	Pass-Through	University of California - Irvine	2021-1551	93.837	Cardiovascular Diseases Research	138,285	-
Health and Human Services, Department of	Pass-Through	University of Cincinnati	013051-00005	93.837	Cardiovascular Diseases Research	68,789	-
Health and Human Services, Department of	Pass-Through	University of Denver	SC38101-03 PO170673	93.837	Cardiovascular Diseases Research	9,856	-
Health and Human Services, Department of	Pass-Through	University of Minnesota	P006116203	93.837	Cardiovascular Diseases Research	(114)	-
Health and Human Services, Department of	Pass-Through	University of Minnesota	P008292508	93.837	Cardiovascular Diseases Research	3,487	-
Health and Human Services, Department of	Pass-Through	University of North Carolina at Chapel Hill	5110534	93.837	Cardiovascular Diseases Research	99,859	-
Health and Human Services, Department of	Pass-Through	University of Virginia	GB10678	93.837	Cardiovascular Diseases Research	16,739	-
Health and Human Services, Department of	Pass-Through	University of Virginia	GB10678.P0#2306902	93.837	Cardiovascular Diseases Research	(73)	-
Health and Human Services, Department of	Pass-Through	University of Virginia	GB10705.P0#2152738	93.837	Cardiovascular Diseases Research	239,804	-
Health and Human Services, Department of	Pass-Through	Washington University School of Medicine in St. Louis	WU-22-0004/ST00003155	93.837	Cardiovascular Diseases Research	39,420	-
Health and Human Services, Department of	Pass-Through	Washington University School of Medicine in St. Louis	WU-22-0442/PO ST00007649	93.837	Cardiovascular Diseases Research	7,616	-
						\$ 33,035,003	\$ 1,681,978
Health and Human Services, Department of	Direct		1 F31 HL158033-01A1	93.838	Lung Diseases Research	\$ 21,709	\$ -
Health and Human Services, Department of	Direct		1 F32 HL150954-01	93.838	Lung Diseases Research	(4,968)	-
Health and Human Services, Department of	Direct		1 F32 HL158001-01	93.838	Lung Diseases Research	38,922	-
Health and Human Services, Department of	Direct		1 K24 HL159247-01A1	93.838	Lung Diseases Research	15,448	-
Health and Human Services, Department of	Direct		1 R01 HL162171-01	93.838	Lung Diseases Research	108,843	-
Health and Human Services, Department of	Direct		1 R01 HL162939 01	93.838	Lung Diseases Research	71,551	-
Health and Human Services, Department of	Direct		1 R35 HL160770-01	93.838	Lung Diseases Research	217,002	-
Health and Human Services, Department of	Direct		1 R56 HL155055-01A1	93.838	Lung Diseases Research	402,124	-
Health and Human Services, Department of	Direct		3 K23HL136934-03S1	93.838	Lung Diseases Research	49,683	-
Health and Human Services, Department of	Direct		4 U01 HL128952-05	93.838	Lung Diseases Research	107,687	-
Health and Human Services, Department of	Direct		5 F30 HL156474-02	93.838	Lung Diseases Research	46,619	-
Health and Human Services, Department of	Direct		5 F31 HL149150-03	93.838	Lung Diseases Research	35,691	-
Health and Human Services, Department of	Direct		5 F31 HL149277-02	93.838	Lung Diseases Research	35,653	-
Health and Human Services, Department of	Direct		5 F31 HL152509-03	93.838	Lung Diseases Research	45,015	-
Health and Human Services, Department of	Direct		5 F31 HL152531-03	93.838	Lung Diseases Research	47,590	-
Health and Human Services, Department of	Direct		5 F31 HL158003-02	93.838	Lung Diseases Research	40,415	-
Health and Human Services, Department of	Direct		5 F32 HL149182-02	93.838	Lung Diseases Research	15,809	-
Health and Human Services, Department of	Direct		5 F32 HL149337-02	93.838	Lung Diseases Research	22,664	-
Health and Human Services, Department of	Direct		5 K01 HL136687-05	93.838	Lung Diseases Research	139,148	-
Health and Human Services, Department of	Direct		5 K08 HL130430-05	93.838	Lung Diseases Research	22,805	-
Health and Human Services, Department of	Direct		5 K08 HL149051-04	93.838	Lung Diseases Research	182,466	-
Health and Human Services, Department of	Direct		5 K08 HL153799-02	93.838	Lung Diseases Research	192,872	-
Health and Human Services, Department of	Direct		5 K08 HL155407-02	93.838	Lung Diseases Research	121,092	-
Health and Human Services, Department of	Direct		5 K08 HL159327 02	93.838	Lung Diseases Research	115,418	-
Health and Human Services, Department of	Direct		5 K23 HL140165-05	93.838	Lung Diseases Research	143,240	-
Health and Human Services, Department of	Direct		5 K23 HL157364-02	93.838	Lung Diseases Research	182,550	-
Health and Human Services, Department of	Direct		5 K23HL151751-03	93.838	Lung Diseases Research	144,900	-
Health and Human Services, Department of	Direct		5 K24 HL138188-05	93.838	Lung Diseases Research	179,381	-
Health and Human Services, Department of	Direct		5 R00 HL139996-05	93.838	Lung Diseases Research	171,590	-
Health and Human Services, Department of	Direct		5 R00HL151670-03	93.838	Lung Diseases Research	165,249	-
Health and Human Services, Department of	Direct		5 R01 HL108904-09	93.838	Lung Diseases Research	58,886	-
Health and Human Services, Department of	Direct		5 R01 HL116434-08	93.838	Lung Diseases Research	350,369	-
Health and Human Services, Department of	Direct		5 R01 HL119215-09	93.838	Lung Diseases Research	464,799	-
Health and Human Services, Department of	Direct		5 R01 HL121774-04	93.838	Lung Diseases Research	252,405	39,164
Health and Human Services, Department of	Direct		5 R01 HL131608-06	93.838	Lung Diseases Research	145,663	-
Health and Human Services, Department of	Direct		5 R01 HL136647-04	93.838	Lung Diseases Research	82,936	9,429
Health and Human Services, Department of	Direct		5 R01 HL137816-05	93.838	Lung Diseases Research	302,522	3,466
Health and Human Services, Department of	Direct		5 R01 HL138417-04	93.838	Lung Diseases Research	411,180	-
Health and Human Services, Department of	Direct		5 R01 HL140572-05	93.838	Lung Diseases Research	357,114	-
Health and Human Services, Department of	Direct		5 R01 HL144660-04	93.838	Lung Diseases Research	214,208	-
Health and Human Services, Department of	Direct		5 R01 HL144849-04	93.838	Lung Diseases Research	194,328	-
Health and Human Services, Department of	Direct		5 R01 HL145709-03	93.838	Lung Diseases Research	301,011	63,004
Health and Human Services, Department of	Direct		5 R01 HL147261-03	93.838	Lung Diseases Research	663,881	204,403
Health and Human Services, Department of	Direct		5 R01 HL147920-02	93.838	Lung Diseases Research	621,881	11,579
Health and Human Services, Department of	Direct		5 R01 HL150023-03	93.838	Lung Diseases Research	536,830	44,154
Health and Human Services, Department of	Direct		5 R01 HL153028-02	93.838	Lung Diseases Research	245,215	-

University of Michigan
Schedule of Expenditures of Federal Awards
For the Year Ended June 30, 2022

Cluster Title/Federal Grantor/Program	Type	Pass-Through Grantor	Award Identifier	Assistance Listing		Federal Expenditures	Passed-Through to Subrecipients
				Number	Assistance Listing Program Title		
Health and Human Services, Department of	Direct		5 R01 HL153056-02	93.838	Lung Diseases Research	617,312	-
Health and Human Services, Department of	Direct		5 R01 HL155116-02	93.838	Lung Diseases Research	158,103	41,094
Health and Human Services, Department of	Direct		5 R01 HL156998-02	93.838	Lung Diseases Research	224,822	-
Health and Human Services, Department of	Direct		5 R01 HL158626-02	93.838	Lung Diseases Research	322,361	-
Health and Human Services, Department of	Direct		5 R01HL094622-12	93.838	Lung Diseases Research	609,166	-
Health and Human Services, Department of	Direct		5 R01HL127203-08	93.838	Lung Diseases Research	482,184	-
Health and Human Services, Department of	Direct		5 R01HL139690-04	93.838	Lung Diseases Research	519,275	46,709
Health and Human Services, Department of	Direct		5 R01HL143339-02	93.838	Lung Diseases Research	584,109	-
Health and Human Services, Department of	Direct		5 R01HL144599-04	93.838	Lung Diseases Research	369,280	-
Health and Human Services, Department of	Direct		5 R01HL149910-03	93.838	Lung Diseases Research	529,894	152,576
Health and Human Services, Department of	Direct		5 R01HL153519-03	93.838	Lung Diseases Research	453,066	51,836
Health and Human Services, Department of	Direct		5 R21 HL140995-02	93.838	Lung Diseases Research	41,973	-
Health and Human Services, Department of	Direct		5 R35 HL144481-04	93.838	Lung Diseases Research	954,832	-
Health and Human Services, Department of	Direct		5 R35 HL155169-02	93.838	Lung Diseases Research	830,662	-
Health and Human Services, Department of	Direct		5 R35HL144979-04	93.838	Lung Diseases Research	861,544	-
Health and Human Services, Department of	Direct		5 R35HL150682-03	93.838	Lung Diseases Research	650,631	-
Health and Human Services, Department of	Direct		5 R61HL154095-02	93.838	Lung Diseases Research	338,613	208,122
Health and Human Services, Department of	Direct		5 U01 HL131072-04	93.838	Lung Diseases Research	95,043	43,617
Health and Human Services, Department of	Direct		5 U01 HL137182-03	93.838	Lung Diseases Research	(13,497)	-
Health and Human Services, Department of	Direct		5 U24 HL145265-03	93.838	Lung Diseases Research	1,129,748	-
Health and Human Services, Department of	Direct		5 U24 HL154946-02	93.838	Lung Diseases Research	274,080	-
Health and Human Services, Department of	Direct		5U01HL123031-07	93.838	Lung Diseases Research	6,757	5,028
Health and Human Services, Department of	Direct		T32 HL007517	93.838	Lung Diseases Research	310,643	-
Health and Human Services, Department of	Direct		T32 HL007749	93.838	Lung Diseases Research	890,476	-
Health and Human Services, Department of	Direct		T35 HL007690	93.838	Lung Diseases Research	167,938	-
Health and Human Services, Department of	Pass-Through	Boston University	4500004225	93.838	Lung Diseases Research	2,512	-
Health and Human Services, Department of	Pass-Through	Cincinnati Children's Hospital Medical Center (CCHMC)	138002	93.838	Lung Diseases Research	(3,555)	-
Health and Human Services, Department of	Pass-Through	Cincinnati Children's Hospital Medical Center (CCHMC)	138002/3100774421	93.838	Lung Diseases Research	28,939	-
Health and Human Services, Department of	Pass-Through	Columbia University	7(GG015835-02)	93.838	Lung Diseases Research	(14,612)	-
Health and Human Services, Department of	Pass-Through	Columbia University	7(GG015835-02)	93.838	Lung Diseases Research	69,981	-
Health and Human Services, Department of	Pass-Through	COPD Foundation, Inc	001	93.838	Lung Diseases Research	(1,050)	-
Health and Human Services, Department of	Pass-Through	Cornell University	13441-11/PO 4100729361	93.838	Lung Diseases Research	186,954	-
Health and Human Services, Department of	Pass-Through	Cornell University	193571.11	93.838	Lung Diseases Research	(77)	-
Health and Human Services, Department of	Pass-Through	Cornell University	203539-11/po4100666399	93.838	Lung Diseases Research	(11,646)	-
Health and Human Services, Department of	Pass-Through	Cornell University	211919-7	93.838	Lung Diseases Research	68,977	-
Health and Human Services, Department of	Pass-Through	Fred Hutchinson Cancer Research Center	0001058941	93.838	Lung Diseases Research	5,655	-
Health and Human Services, Department of	Pass-Through	Fred Hutchinson Cancer Research Center	0001092780	93.838	Lung Diseases Research	5,028	-
Health and Human Services, Department of	Pass-Through	Georgia Institute of Technology	RJ062-G1 / AWD-101434-G1	93.838	Lung Diseases Research	147,384	-
Health and Human Services, Department of	Pass-Through	Hektoen Institute for Medical Research, The	50636-R01-UMICH01	93.838	Lung Diseases Research	(6,544)	-
Health and Human Services, Department of	Pass-Through	Hektoen Institute for Medical Research, The	50639-R01-UMICH01	93.838	Lung Diseases Research	121,056	-
Health and Human Services, Department of	Pass-Through	ImBio	29-3	93.838	Lung Diseases Research	(8,766)	-
Health and Human Services, Department of	Pass-Through	ImBio	29-4	93.838	Lung Diseases Research	273,253	-
Health and Human Services, Department of	Pass-Through	Indiana University	8496-UM	93.838	Lung Diseases Research	(3,237)	-
Health and Human Services, Department of	Pass-Through	Indiana University	8496-UM	93.838	Lung Diseases Research	8,173	-
Health and Human Services, Department of	Pass-Through	Massachusetts General Hospital	224404	93.838	Lung Diseases Research	139,576	-
Health and Human Services, Department of	Pass-Through	Massachusetts General Hospital	238915	93.838	Lung Diseases Research	336,788	-
Health and Human Services, Department of	Pass-Through	National Jewish Health	20051814	93.838	Lung Diseases Research	17,144	-
Health and Human Services, Department of	Pass-Through	National Jewish Health	20051815	93.838	Lung Diseases Research	87,795	-
Health and Human Services, Department of	Pass-Through	National Jewish Health	20112505	93.838	Lung Diseases Research	27,823	-
Health and Human Services, Department of	Pass-Through	National Jewish Health	20114603_Mich Sub	93.838	Lung Diseases Research	(3,071)	-
Health and Human Services, Department of	Pass-Through	National Jewish Health	20114604_Mich Sub	93.838	Lung Diseases Research	10,294	-
Health and Human Services, Department of	Pass-Through	Northwestern University	60053561 MICH	93.838	Lung Diseases Research	43,656	-
Health and Human Services, Department of	Pass-Through	NOTA Laboratories LLC	Sub-Contract	93.838	Lung Diseases Research	5,735	-
Health and Human Services, Department of	Pass-Through	Ohio State University, The	60075202	93.838	Lung Diseases Research	13,869	-
Health and Human Services, Department of	Pass-Through	The Children's Hospital of Philadelphia	HER-02-21 / GRT-00001622	93.838	Lung Diseases Research	8,332	-
Health and Human Services, Department of	Pass-Through	University of Alabama at Birmingham (UAB)	000514640-SP004-SC003	93.838	Lung Diseases Research	34,385	-
Health and Human Services, Department of	Pass-Through	University of California - Los Angeles	1649 G YB146	93.838	Lung Diseases Research	50,588	-
Health and Human Services, Department of	Pass-Through	University of California - Los Angeles	1649 G YB146	93.838	Lung Diseases Research	37,000	-
Health and Human Services, Department of	Pass-Through	University of California - San Francisco	10443sc	93.838	Lung Diseases Research	(4)	-
Health and Human Services, Department of	Pass-Through	University of California - San Francisco	10443sc	93.838	Lung Diseases Research	(8,696)	-
Health and Human Services, Department of	Pass-Through	University of California - San Francisco	10443sc	93.838	Lung Diseases Research	190,509	-
Health and Human Services, Department of	Pass-Through	University of California-San Diego	KR 705100	93.838	Lung Diseases Research	29,090	-
Health and Human Services, Department of	Pass-Through	University of Miami, Florida, The	OS00000753	93.838	Lung Diseases Research	12,189	-
Health and Human Services, Department of	Pass-Through	University of North Carolina at Chapel Hill	5118115	93.838	Lung Diseases Research	914	-
Health and Human Services, Department of	Pass-Through	University of North Carolina at Chapel Hill	5121767	93.838	Lung Diseases Research	55,431	-
Health and Human Services, Department of	Pass-Through	University of Pennsylvania	579545	93.838	Lung Diseases Research	(3,190)	-
Health and Human Services, Department of	Pass-Through	University of Pennsylvania	579564	93.838	Lung Diseases Research	32,092	-
Health and Human Services, Department of	Pass-Through	University of Pennsylvania	582270	93.838	Lung Diseases Research	77,007	-
Health and Human Services, Department of	Pass-Through	Wayne State University	WSU16126-A3	93.838	Lung Diseases Research	(1,205)	-
Health and Human Services, Department of	Pass-Through	Wayne State University	WSU22070/P1008169	93.838	Lung Diseases Research	36,311	-
Health and Human Services, Department of	Pass-Through	Wayne State University	WSU22136	93.838	Lung Diseases Research	6,604	-
Health and Human Services, Department of	Pass-Through	Weill Cornell Medical College of Cornell University	191156-23	93.838	Lung Diseases Research	11,618	-
Health and Human Services, Department of	Pass-Through	Weill Cornell Medical College of Cornell University	192243	93.838	Lung Diseases Research	(23,423)	-
Health and Human Services, Department of	Pass-Through	Weill Cornell Medical College of Cornell University	201090-01	93.838	Lung Diseases Research	56	-
Health and Human Services, Department of	Pass-Through	Weill Cornell Medical College of Cornell University	203539-10	93.838	Lung Diseases Research	1,485	-
Health and Human Services, Department of	Pass-Through	Weill Cornell Medical College of Cornell University	210892-01	93.838	Lung Diseases Research	27,552	-
Health and Human Services, Department of	Pass-Through	Weill Cornell Medical College of Cornell University	212535-9	93.838	Lung Diseases Research	259,379	15,826
Health and Human Services, Department of	Pass-Through	Weill Cornell Medical College of Cornell University	213441-10	93.838	Lung Diseases Research	111,718	-

University of Michigan
Schedule of Expenditures of Federal Awards
For the Year Ended June 30, 2022

Cluster Title/Federal Grantor/Program	Type	Pass-Through Grantor	Award Identifier	Assistance Listing		Federal Expenditures	Passed-Through to Subrecipients
				Number	Assistance Listing Program Title		
Health and Human Services, Department of	Pass-Through	Weill Cornell Medical College of Cornell University	220659-01	93.838	Lung Diseases Research	23,672	-
Health and Human Services, Department of	Pass-Through	Weill Cornell Medical College of Cornell University	222474-9	93.838	Lung Diseases Research	25,038	-
						\$ 22,232,896	\$ 940,007
Health and Human Services, Department of	Direct		1 K08 HL157619-01A1	93.839	Blood Diseases and Resources Research	\$ 58,768	\$ -
Health and Human Services, Department of	Direct		1 R56HL153068-01	93.839	Blood Diseases and Resources Research	323,882	-
Health and Human Services, Department of	Direct		5 F31 HL152563-03	93.839	Blood Diseases and Resources Research	44,656	-
Health and Human Services, Department of	Direct		5 K01 HL135392-05	93.839	Blood Diseases and Resources Research	84,507	-
Health and Human Services, Department of	Direct		5 K08 HL155408-03	93.839	Blood Diseases and Resources Research	163,661	-
Health and Human Services, Department of	Direct		5 K24HL156896-02	93.839	Blood Diseases and Resources Research	93,557	-
Health and Human Services, Department of	Direct		5 P01 HL146372-04	93.839	Blood Diseases and Resources Research	1,518,656	909,544
Health and Human Services, Department of	Direct		5 P01 HL149633-03	93.839	Blood Diseases and Resources Research	2,207,390	-
Health and Human Services, Department of	Direct		5 R01 HL039693-25	93.839	Blood Diseases and Resources Research	1,681	-
Health and Human Services, Department of	Direct		5 R01 HL136420-05	93.839	Blood Diseases and Resources Research	315,418	-
Health and Human Services, Department of	Direct		5 R01 HL137919-05	93.839	Blood Diseases and Resources Research	442,404	9,712
Health and Human Services, Department of	Direct		5 R01 HL141399-05	93.839	Blood Diseases and Resources Research	458,224	-
Health and Human Services, Department of	Direct		5 R01 HL146354-04	93.839	Blood Diseases and Resources Research	330,531	-
Health and Human Services, Department of	Direct		5 R01 HL148333-04	93.839	Blood Diseases and Resources Research	549,279	-
Health and Human Services, Department of	Direct		5 R01 HL150392-03	93.839	Blood Diseases and Resources Research	414,639	-
Health and Human Services, Department of	Direct		5 R01 HL150707-03	93.839	Blood Diseases and Resources Research	518,915	-
Health and Human Services, Department of	Direct		5 R01 HL152605-03	93.839	Blood Diseases and Resources Research	720,484	-
Health and Human Services, Department of	Direct		5 R01 HL155100-02	93.839	Blood Diseases and Resources Research	440,526	-
Health and Human Services, Department of	Direct		5 R01 HL157062-02	93.839	Blood Diseases and Resources Research	542,101	-
Health and Human Services, Department of	Direct		5 R01HL055374-23	93.839	Blood Diseases and Resources Research	475,473	-
Health and Human Services, Department of	Direct		5 R01HL144550-03	93.839	Blood Diseases and Resources Research	540,024	212,918
Health and Human Services, Department of	Direct		5 R01HL153068 02	93.839	Blood Diseases and Resources Research	377,266	-
Health and Human Services, Department of	Direct		5 R03 HL 154205-02	93.839	Blood Diseases and Resources Research	130,847	-
Health and Human Services, Department of	Direct		5 R35 HL135793-05	93.839	Blood Diseases and Resources Research	519,809	-
Health and Human Services, Department of	Direct		5 R35 HL150784-03	93.839	Blood Diseases and Resources Research	911,816	-
Health and Human Services, Department of	Direct		5 UG1HL069330-22	93.839	Blood Diseases and Resources Research	155,103	-
Health and Human Services, Department of	Direct		7 UM1 HL120877-05	93.839	Blood Diseases and Resources Research	714,558	574,025
Health and Human Services, Department of	Direct		T32 HL007622	93.839	Blood Diseases and Resources Research	452,153	-
Health and Human Services, Department of	Pass-Through	Baylor College of Medicine	PO#7000001031	93.839	Blood Diseases and Resources Research	58,242	-
Health and Human Services, Department of	Pass-Through	Case Western Reserve University	RES516041	93.839	Blood Diseases and Resources Research	41,855	-
Health and Human Services, Department of	Pass-Through	Case Western Reserve University	RES516977	93.839	Blood Diseases and Resources Research	16,477	-
Health and Human Services, Department of	Pass-Through	Fred Hutchinson Cancer Research Center	0001028641	93.839	Blood Diseases and Resources Research	(5,745)	-
Health and Human Services, Department of	Pass-Through	Fred Hutchinson Cancer Research Center	0001044377	93.839	Blood Diseases and Resources Research	(15,058)	-
Health and Human Services, Department of	Pass-Through	Fred Hutchinson Cancer Research Center	0001084350	93.839	Blood Diseases and Resources Research	160,146	-
Health and Human Services, Department of	Pass-Through	Fred Hutchinson Cancer Research Center	0001088335	93.839	Blood Diseases and Resources Research	155,601	-
Health and Human Services, Department of	Pass-Through	Massachusetts General Hospital	230952	93.839	Blood Diseases and Resources Research	(391)	-
Health and Human Services, Department of	Pass-Through	North Carolina State University	2018-1327-01	93.839	Blood Diseases and Resources Research	210,624	-
Health and Human Services, Department of	Pass-Through	State University of New York (SUNY)	1146045-81096	93.839	Blood Diseases and Resources Research	94,037	-
Health and Human Services, Department of	Pass-Through	The University of Texas Health Science Center at Houston	0014251C	93.839	Blood Diseases and Resources Research	(2,470)	-
Health and Human Services, Department of	Pass-Through	The University of Texas Health Science Center at Houston	SA0000452	93.839	Blood Diseases and Resources Research	6,000	-
Health and Human Services, Department of	Pass-Through	University of Georgia	SUB00001636	93.839	Blood Diseases and Resources Research	153,280	-
Health and Human Services, Department of	Pass-Through	University of Illinois-Urbana-Champaign	092532-17155	93.839	Blood Diseases and Resources Research	259,443	-
Health and Human Services, Department of	Pass-Through	University of Rochester	417817G / UR FAO GR511100	93.839	Blood Diseases and Resources Research	15,703	-
Health and Human Services, Department of	Pass-Through	University of Rochester	417817G/UR FAO GR511100	93.839	Blood Diseases and Resources Research	68,400	-
Health and Human Services, Department of	Pass-Through	University of Tennessee - Health Science Center	20-3203-MICH	93.839	Blood Diseases and Resources Research	(22,323)	-
Health and Human Services, Department of	Pass-Through	University of Tennessee - Health Science Center	21-3233-MICH	93.839	Blood Diseases and Resources Research	147,510	-
						\$ 14,847,659	\$ 1,706,199
Health and Human Services, Department of	Direct		1 R61HL155498-01A	93.840	Translation and Implementation Science Research for Heart, Lung, Blood Diseases, and Sleep Disorders	\$ 373,109	\$ -
Health and Human Services, Department of	Direct		5 K12HL138039-05	93.840	Translation and Implementation Science Research for Heart, Lung, Blood Diseases, and Sleep Disorders	384,205	-
Health and Human Services, Department of	Pass-Through	Johns Hopkins University	2004913428	93.840	Translation and Implementation Science Research for Heart, Lung, Blood Diseases, and Sleep Disorders	398,236	-
Health and Human Services, Department of	Pass-Through	Johns Hopkins University	2004913428	93.840	Translation and Implementation Science Research for Heart, Lung, Blood Diseases, and Sleep Disorders	6,193	-
						\$ 1,161,743	\$ -
Health and Human Services, Department of	Direct		1 K01AR078931-01A1	93.846	Arthritis, Musculoskeletal and Skin Diseases Research	\$ 5,736	\$ -
Health and Human Services, Department of	Direct		1 R01 AR077538 01A1	93.846	Arthritis, Musculoskeletal and Skin Diseases Research	200,800	30,539
Health and Human Services, Department of	Direct		1 R01 AR080654-01	93.846	Arthritis, Musculoskeletal and Skin Diseases Research	3,834	-
Health and Human Services, Department of	Direct		1 R21 AR076487-01A1	93.846	Arthritis, Musculoskeletal and Skin Diseases Research	116,298	-
Health and Human Services, Department of	Direct		1 R34 AR078435 01A1	93.846	Arthritis, Musculoskeletal and Skin Diseases Research	86,630	-
Health and Human Services, Department of	Direct		1 R56 AR076384-01A1	93.846	Arthritis, Musculoskeletal and Skin Diseases Research	249,061	-
Health and Human Services, Department of	Direct		1 R56 AR077539-01A1	93.846	Arthritis, Musculoskeletal and Skin Diseases Research	291,930	-
Health and Human Services, Department of	Direct		1 R56AR075638-01A1	93.846	Arthritis, Musculoskeletal and Skin Diseases Research	171,008	-
Health and Human Services, Department of	Direct		1 UC2 AR081033-01	93.846	Arthritis, Musculoskeletal and Skin Diseases Research	14,704	-
Health and Human Services, Department of	Direct		1-R13 AR076206-01	93.846	Arthritis, Musculoskeletal and Skin Diseases Research	698	-
Health and Human Services, Department of	Direct		2 R01AR065409-06A1	93.846	Arthritis, Musculoskeletal and Skin Diseases Research	148,153	-
Health and Human Services, Department of	Direct		2 R56AR04204724-A1	93.846	Arthritis, Musculoskeletal and Skin Diseases Research	(73,693)	-
Health and Human Services, Department of	Direct		3 U01 AR073485-03S1	93.846	Arthritis, Musculoskeletal and Skin Diseases Research	459,070	-
Health and Human Services, Department of	Direct		3 U19AR076734 01S2	93.846	Arthritis, Musculoskeletal and Skin Diseases Research	2,172,515	-
Health and Human Services, Department of	Direct		4 R00-AR073903 03	93.846	Arthritis, Musculoskeletal and Skin Diseases Research	91,353	-
Health and Human Services, Department of	Direct		4 R33 AR073014-03	93.846	Arthritis, Musculoskeletal and Skin Diseases Research	7,979	-
Health and Human Services, Department of	Direct		5 F31 AR077988-03	93.846	Arthritis, Musculoskeletal and Skin Diseases Research	37,330	-
Health and Human Services, Department of	Direct		5 F31 AR078592-02	93.846	Arthritis, Musculoskeletal and Skin Diseases Research	52,241	-
Health and Human Services, Department of	Direct		5 K01 AR070281 05	93.846	Arthritis, Musculoskeletal and Skin Diseases Research	(18,298)	-

University of Michigan
Schedule of Expenditures of Federal Awards
For the Year Ended June 30, 2022

Cluster Title/Federal Grantor/Program	Type	Pass-Through Grantor	Award Identifier	Assistance Listing		Federal Expenditures	Passed-Through to Subrecipients
				Number	Assistance Listing Program Title		
Health and Human Services, Department of	Direct		5 K01 AR071503-04	93.846	Arthritis, Musculoskeletal and Skin Diseases Research	101,029	-
Health and Human Services, Department of	Direct		5 K01 AR072129-05	93.846	Arthritis, Musculoskeletal and Skin Diseases Research	114,474	-
Health and Human Services, Department of	Direct		5 K08 AR073933-03	93.846	Arthritis, Musculoskeletal and Skin Diseases Research	5,717	-
Health and Human Services, Department of	Direct		5 K08 AR078251-02	93.846	Arthritis, Musculoskeletal and Skin Diseases Research	159,516	-
Health and Human Services, Department of	Direct		5 K23 AR079565-02	93.846	Arthritis, Musculoskeletal and Skin Diseases Research	72,624	-
Health and Human Services, Department of	Direct		5 K24 AR063120-10	93.846	Arthritis, Musculoskeletal and Skin Diseases Research	162,228	-
Health and Human Services, Department of	Direct		5 K24 AR076975-03	93.846	Arthritis, Musculoskeletal and Skin Diseases Research	127,191	-
Health and Human Services, Department of	Direct		5 P30 AR069620-05	93.846	Arthritis, Musculoskeletal and Skin Diseases Research	(211,547)	-
Health and Human Services, Department of	Direct		5 P30 AR069620-07	93.846	Arthritis, Musculoskeletal and Skin Diseases Research	827,200	-
Health and Human Services, Department of	Direct		5 P30 AR075043-04	93.846	Arthritis, Musculoskeletal and Skin Diseases Research	926,252	-
Health and Human Services, Department of	Direct		5 P50 AR070600-05	93.846	Arthritis, Musculoskeletal and Skin Diseases Research	826,636	-
Health and Human Services, Department of	Direct		5 R01 AR042742-24	93.846	Arthritis, Musculoskeletal and Skin Diseases Research	6,274	-
Health and Human Services, Department of	Direct		5 R01 AR044232-25	93.846	Arthritis, Musculoskeletal and Skin Diseases Research	39,001	-
Health and Human Services, Department of	Direct		5 R01 AR054821-11	93.846	Arthritis, Musculoskeletal and Skin Diseases Research	69,471	-
Health and Human Services, Department of	Direct		5 R01 AR059085-10	93.846	Arthritis, Musculoskeletal and Skin Diseases Research	124,361	-
Health and Human Services, Department of	Direct		5 R01 AR060350-10	93.846	Arthritis, Musculoskeletal and Skin Diseases Research	446,214	109,179
Health and Human Services, Department of	Direct		5 R01 AR062636-05	93.846	Arthritis, Musculoskeletal and Skin Diseases Research	12,421	-
Health and Human Services, Department of	Direct		5 R01 AR066028-06	93.846	Arthritis, Musculoskeletal and Skin Diseases Research	(5,607)	-
Health and Human Services, Department of	Direct		5 R01 AR067744-05	93.846	Arthritis, Musculoskeletal and Skin Diseases Research	35,741	-
Health and Human Services, Department of	Direct		5 R01 AR068428-05	93.846	Arthritis, Musculoskeletal and Skin Diseases Research	210,106	-
Health and Human Services, Department of	Direct		5 R01 AR068452-05	93.846	Arthritis, Musculoskeletal and Skin Diseases Research	500,297	87,742
Health and Human Services, Department of	Direct		5 R01 AR069071-05	93.846	Arthritis, Musculoskeletal and Skin Diseases Research	(68,625)	2,362
Health and Human Services, Department of	Direct		5 R01 AR069303-05	93.846	Arthritis, Musculoskeletal and Skin Diseases Research	341,885	-
Health and Human Services, Department of	Direct		5 R01 AR070470-03	93.846	Arthritis, Musculoskeletal and Skin Diseases Research	9,358	-
Health and Human Services, Department of	Direct		5 R01 AR071384-06	93.846	Arthritis, Musculoskeletal and Skin Diseases Research	365,104	-
Health and Human Services, Department of	Direct		5 R01 AR073022-02	93.846	Arthritis, Musculoskeletal and Skin Diseases Research	(115)	-
Health and Human Services, Department of	Direct		5 R01 AR074930-04	93.846	Arthritis, Musculoskeletal and Skin Diseases Research	503,956	-
Health and Human Services, Department of	Direct		5 R01 AR074997-04	93.846	Arthritis, Musculoskeletal and Skin Diseases Research	473,480	139,936
Health and Human Services, Department of	Direct		5 R01 AR075168 04	93.846	Arthritis, Musculoskeletal and Skin Diseases Research	253,571	-
Health and Human Services, Department of	Direct		5 R01 AR076994 02	93.846	Arthritis, Musculoskeletal and Skin Diseases Research	102,228	-
Health and Human Services, Department of	Direct		5 R01 AR079367-02	93.846	Arthritis, Musculoskeletal and Skin Diseases Research	242,843	-
Health and Human Services, Department of	Direct		5 R01 AR079863-02	93.846	Arthritis, Musculoskeletal and Skin Diseases Research	113,797	43,971
Health and Human Services, Department of	Direct		5 R01AR06361 1 09	93.846	Arthritis, Musculoskeletal and Skin Diseases Research	787,952	293,195
Health and Human Services, Department of	Direct		5 R01AR079418 -02	93.846	Arthritis, Musculoskeletal and Skin Diseases Research	599,384	-
Health and Human Services, Department of	Direct		5 R21 AR072336-02	93.846	Arthritis, Musculoskeletal and Skin Diseases Research	95	-
Health and Human Services, Department of	Direct		5 R21 AR072817-02	93.846	Arthritis, Musculoskeletal and Skin Diseases Research	65,862	-
Health and Human Services, Department of	Direct		5 R21 AR075197-02	93.846	Arthritis, Musculoskeletal and Skin Diseases Research	20,821	-
Health and Human Services, Department of	Direct		5 R21AR077741-02	93.846	Arthritis, Musculoskeletal and Skin Diseases Research	132,178	-
Health and Human Services, Department of	Direct		5 R61 AR078073 02	93.846	Arthritis, Musculoskeletal and Skin Diseases Research	323,369	30,886
Health and Human Services, Department of	Direct		7 R01 AR042047-23	93.846	Arthritis, Musculoskeletal and Skin Diseases Research	39	-
Health and Human Services, Department of	Direct		7 R61 AR076821-02	93.846	Arthritis, Musculoskeletal and Skin Diseases Research	307,312	56,154
Health and Human Services, Department of	Direct		T32 AR007080	93.846	Arthritis, Musculoskeletal and Skin Diseases Research	434,216	-
Health and Human Services, Department of	Direct		T32 AR007197	93.846	Arthritis, Musculoskeletal and Skin Diseases Research	260,963	-
Health and Human Services, Department of	Pass-Through	Cayman Chemical Company, Inc.	Subcontract	93.846	Arthritis, Musculoskeletal and Skin Diseases Research	301,817	-
Health and Human Services, Department of	Pass-Through	Columbia Medical Center	1(GG012858-01)G01644	93.846	Arthritis, Musculoskeletal and Skin Diseases Research	2,785	-
Health and Human Services, Department of	Pass-Through	IF, LLC	Research Agreement	93.846	Arthritis, Musculoskeletal and Skin Diseases Research	87,296	-
Health and Human Services, Department of	Pass-Through	Johns Hopkins University	2003835464	93.846	Arthritis, Musculoskeletal and Skin Diseases Research	14,589	-
Health and Human Services, Department of	Pass-Through	Mayo Clinic	UOM-251431-02	93.846	Arthritis, Musculoskeletal and Skin Diseases Research	32,211	-
Health and Human Services, Department of	Pass-Through	MDI Therapeutics	Subcontract	93.846	Arthritis, Musculoskeletal and Skin Diseases Research	44,097	-
Health and Human Services, Department of	Pass-Through	New York University	20-AO-SI-003268/117823	93.846	Arthritis, Musculoskeletal and Skin Diseases Research	13,862	-
Health and Human Services, Department of	Pass-Through	Northwell Health	500678UMICH	93.846	Arthritis, Musculoskeletal and Skin Diseases Research	1,999	-
Health and Human Services, Department of	Pass-Through	Northwell Health	500678-UMICH	93.846	Arthritis, Musculoskeletal and Skin Diseases Research	(890)	-
Health and Human Services, Department of	Pass-Through	Northwestern University	60057488-UOM	93.846	Arthritis, Musculoskeletal and Skin Diseases Research	131,243	-
Health and Human Services, Department of	Pass-Through	The University of Texas Southwestern Medical Center	GMO21029 PO0000002257	93.846	Arthritis, Musculoskeletal and Skin Diseases Research	65,029	-
Health and Human Services, Department of	Pass-Through	The University of Texas Southwestern Medical Center	GMO221214 PO 0000002540	93.846	Arthritis, Musculoskeletal and Skin Diseases Research	77,808	-
Health and Human Services, Department of	Pass-Through	The University of Texas Southwestern Medical Center	PO0000002087 GM0211001	93.846	Arthritis, Musculoskeletal and Skin Diseases Research	38,092	-
Health and Human Services, Department of	Pass-Through	University of Alabama at Birmingham (UAB)	000516313-001	93.846	Arthritis, Musculoskeletal and Skin Diseases Research	(123)	-
Health and Human Services, Department of	Pass-Through	University of California - San Francisco	128778C	93.846	Arthritis, Musculoskeletal and Skin Diseases Research	10,251	-
Health and Human Services, Department of	Pass-Through	University of Illinois at Chicago	18872	93.846	Arthritis, Musculoskeletal and Skin Diseases Research	9,223	-
Health and Human Services, Department of	Pass-Through	University of Illinois-Urbana-Champaign	101797-18182	93.846	Arthritis, Musculoskeletal and Skin Diseases Research	5,005	-
Health and Human Services, Department of	Pass-Through	University of Illinois-Urbana-Champaign	106434-18721	93.846	Arthritis, Musculoskeletal and Skin Diseases Research	34,318	-
Health and Human Services, Department of	Pass-Through	University of Iowa	S02003-01	93.846	Arthritis, Musculoskeletal and Skin Diseases Research	64,127	-
Health and Human Services, Department of	Pass-Through	University of Minnesota	N008559001	93.846	Arthritis, Musculoskeletal and Skin Diseases Research	99,195	-
Health and Human Services, Department of	Pass-Through	University of North Carolina at Chapel Hill	5121384	93.846	Arthritis, Musculoskeletal and Skin Diseases Research	17,903	-
Health and Human Services, Department of	Pass-Through	University of North Carolina at Chapel Hill	5121927	93.846	Arthritis, Musculoskeletal and Skin Diseases Research	3,354	-
Health and Human Services, Department of	Pass-Through	University of North Carolina at Chapel Hill	5123296	93.846	Arthritis, Musculoskeletal and Skin Diseases Research	131,837	-
Health and Human Services, Department of	Pass-Through	University of Pennsylvania	576598	93.846	Arthritis, Musculoskeletal and Skin Diseases Research	4,507	-
Health and Human Services, Department of	Pass-Through	University of Pennsylvania	582606/ po 4738973	93.846	Arthritis, Musculoskeletal and Skin Diseases Research	25,092	-
Health and Human Services, Department of	Pass-Through	University of Pittsburgh	AWD00001277 (133933-17)	93.846	Arthritis, Musculoskeletal and Skin Diseases Research	3,783	-
Health and Human Services, Department of	Pass-Through	University of Wisconsin	0000000903	93.846	Arthritis, Musculoskeletal and Skin Diseases Research	3,093	-
Health and Human Services, Department of	Pass-Through	Vanderbilt University Medical Center	VUMC102549	93.846	Arthritis, Musculoskeletal and Skin Diseases Research	56,072	-
Health and Human Services, Department of	Pass-Through	Washington State University	131344 SPC001583	93.846	Arthritis, Musculoskeletal and Skin Diseases Research	10,827	-
Health and Human Services, Department of	Pass-Through	Washington University in St. Louis	WU-21-63	93.846	Arthritis, Musculoskeletal and Skin Diseases Research	31,390	-
						\$ 15,156,413	\$ 793,964
Health and Human Services, Department of	Direct		1 R01 DK130111 01A1	93.847	Diabetes, Digestive, and Kidney Diseases Extramural Research	29,161	\$ -
Health and Human Services, Department of	Direct		1 F30 DK131851-01A1	93.847	Diabetes, Digestive, and Kidney Diseases Extramural Research	17,026	-
Health and Human Services, Department of	Direct		1 F31 DK131869-01	93.847	Diabetes, Digestive, and Kidney Diseases Extramural Research	12,090	-
Health and Human Services, Department of	Direct		1 F32 DK126232-01	93.847	Diabetes, Digestive, and Kidney Diseases Extramural Research	(69)	-

University of Michigan
 Schedule of Expenditures of Federal Awards
 For the Year Ended June 30, 2022

Cluster Title/Federal Grantor/Program	Type	Pass-Through Grantor	Award Identifier	Assistance Listing		Federal Expenditures	Passed-Through to Subrecipients
				Number	Assistance Listing Program Title		
Health and Human Services, Department of	Direct		1 F32 DK132795-01	93.847	Diabetes, Digestive, and Kidney Diseases Extramural Research	23,624	-
Health and Human Services, Department of	Direct		1 K99 DK129785-01A1	93.847	Diabetes, Digestive, and Kidney Diseases Extramural Research	22,189	-
Health and Human Services, Department of	Direct		1 R01 DK126451-01A1	93.847	Diabetes, Digestive, and Kidney Diseases Extramural Research	123,877	-
Health and Human Services, Department of	Direct		1 R01 DK128012-01A1	93.847	Diabetes, Digestive, and Kidney Diseases Extramural Research	75,696	-
Health and Human Services, Department of	Direct		1 R01 DK128102-01A1	93.847	Diabetes, Digestive, and Kidney Diseases Extramural Research	245,526	-
Health and Human Services, Department of	Direct		1 R01 DK128179-01A1	93.847	Diabetes, Digestive, and Kidney Diseases Extramural Research	1,758	-
Health and Human Services, Department of	Direct		1 R01 DK128205-01A1	93.847	Diabetes, Digestive, and Kidney Diseases Extramural Research	135,744	-
Health and Human Services, Department of	Direct		1 R01 DK129214-01A1	93.847	Diabetes, Digestive, and Kidney Diseases Extramural Research	57,789	-
Health and Human Services, Department of	Direct		1 R01 DK129539-01-A1	93.847	Diabetes, Digestive, and Kidney Diseases Extramural Research	16,454	-
Health and Human Services, Department of	Direct		1 R01 DK130879-01	93.847	Diabetes, Digestive, and Kidney Diseases Extramural Research	174,049	-
Health and Human Services, Department of	Direct		1 R01 DK131584-01	93.847	Diabetes, Digestive, and Kidney Diseases Extramural Research	75,236	-
Health and Human Services, Department of	Direct		1 R01 DK132214-01	93.847	Diabetes, Digestive, and Kidney Diseases Extramural Research	12,344	-
Health and Human Services, Department of	Direct		1 R56 DK121787-01A1	93.847	Diabetes, Digestive, and Kidney Diseases Extramural Research	29,715	-
Health and Human Services, Department of	Direct		1 R56 DK126328-01	93.847	Diabetes, Digestive, and Kidney Diseases Extramural Research	(29,660)	-
Health and Human Services, Department of	Direct		1 R56 DK126647-01	93.847	Diabetes, Digestive, and Kidney Diseases Extramural Research	51,691	-
Health and Human Services, Department of	Direct		1 R56 DK126675-01	93.847	Diabetes, Digestive, and Kidney Diseases Extramural Research	153,694	-
Health and Human Services, Department of	Direct		1 R01 DK132017-01	93.847	Diabetes, Digestive, and Kidney Diseases Extramural Research	68,051	-
Health and Human Services, Department of	Direct		1R01DK124709-01A1	93.847	Diabetes, Digestive, and Kidney Diseases Extramural Research	95,418	-
Health and Human Services, Department of	Direct		2 R01 DK070869-11	93.847	Diabetes, Digestive, and Kidney Diseases Extramural Research	(820)	-
Health and Human Services, Department of	Direct		3 K08DK102526-05S1	93.847	Diabetes, Digestive, and Kidney Diseases Extramural Research	76,034	-
Health and Human Services, Department of	Direct		3 U01 DK103141-09S1	93.847	Diabetes, Digestive, and Kidney Diseases Extramural Research	477,125	79,109
Health and Human Services, Department of	Direct		5 F30 DK121463-02	93.847	Diabetes, Digestive, and Kidney Diseases Extramural Research	(94)	-
Health and Human Services, Department of	Direct		5 F31 DK118811-03	93.847	Diabetes, Digestive, and Kidney Diseases Extramural Research	(1,648)	-
Health and Human Services, Department of	Direct		5 F31 DK122723-02	93.847	Diabetes, Digestive, and Kidney Diseases Extramural Research	5,066	-
Health and Human Services, Department of	Direct		5 F31 DK122724-04	93.847	Diabetes, Digestive, and Kidney Diseases Extramural Research	39,325	-
Health and Human Services, Department of	Direct		5 F31 DK122753-02	93.847	Diabetes, Digestive, and Kidney Diseases Extramural Research	1,190	-
Health and Human Services, Department of	Direct		5 F31 DK122761-02	93.847	Diabetes, Digestive, and Kidney Diseases Extramural Research	41,700	-
Health and Human Services, Department of	Direct		5 F31 DK125007-03	93.847	Diabetes, Digestive, and Kidney Diseases Extramural Research	62,257	-
Health and Human Services, Department of	Direct		5 F31 DK128868-2	93.847	Diabetes, Digestive, and Kidney Diseases Extramural Research	41,853	-
Health and Human Services, Department of	Direct		5 F31 DK130253-02	93.847	Diabetes, Digestive, and Kidney Diseases Extramural Research	41,341	-
Health and Human Services, Department of	Direct		5 F32 DK117545-02	93.847	Diabetes, Digestive, and Kidney Diseases Extramural Research	(2,178)	-
Health and Human Services, Department of	Direct		5 F32 DK120111-03	93.847	Diabetes, Digestive, and Kidney Diseases Extramural Research	21,158	-
Health and Human Services, Department of	Direct		5 F32 DK121469-02	93.847	Diabetes, Digestive, and Kidney Diseases Extramural Research	29,913	-
Health and Human Services, Department of	Direct		5 F32 DK122654-02	93.847	Diabetes, Digestive, and Kidney Diseases Extramural Research	(5,896)	-
Health and Human Services, Department of	Direct		5 F32 DK122660-02	93.847	Diabetes, Digestive, and Kidney Diseases Extramural Research	38,765	-
Health and Human Services, Department of	Direct		5 F32 DK123887-02	93.847	Diabetes, Digestive, and Kidney Diseases Extramural Research	57,058	-
Health and Human Services, Department of	Direct		5 F32 DK126471-02	93.847	Diabetes, Digestive, and Kidney Diseases Extramural Research	81,083	-
Health and Human Services, Department of	Direct		5 F32 DK130570-02	93.847	Diabetes, Digestive, and Kidney Diseases Extramural Research	62,435	-
Health and Human Services, Department of	Direct		5 F99 DK126121-02	93.847	Diabetes, Digestive, and Kidney Diseases Extramural Research	40,100	-
Health and Human Services, Department of	Direct		5 K01 DK106322-05S1	93.847	Diabetes, Digestive, and Kidney Diseases Extramural Research	46,889	-
Health and Human Services, Department of	Direct		5 K01 DK107456-05	93.847	Diabetes, Digestive, and Kidney Diseases Extramural Research	15,615	-
Health and Human Services, Department of	Direct		5 K01 DK116928-04	93.847	Diabetes, Digestive, and Kidney Diseases Extramural Research	104,842	-
Health and Human Services, Department of	Direct		5 K01 DK125448-02	93.847	Diabetes, Digestive, and Kidney Diseases Extramural Research	42,214	-
Health and Human Services, Department of	Direct		5 K01DK124450-02	93.847	Diabetes, Digestive, and Kidney Diseases Extramural Research	82,336	-
Health and Human Services, Department of	Direct		5 K08 DK109116-05	93.847	Diabetes, Digestive, and Kidney Diseases Extramural Research	18,038	-
Health and Human Services, Department of	Direct		5 K08 DK120948-03	93.847	Diabetes, Digestive, and Kidney Diseases Extramural Research	157,110	-
Health and Human Services, Department of	Direct		5 K08 DK122114-03	93.847	Diabetes, Digestive, and Kidney Diseases Extramural Research	170,718	-
Health and Human Services, Department of	Direct		5 K08 DK123403-03	93.847	Diabetes, Digestive, and Kidney Diseases Extramural Research	174,753	-
Health and Human Services, Department of	Direct		5 K08 DK124449-03	93.847	Diabetes, Digestive, and Kidney Diseases Extramural Research	149,155	-
Health and Human Services, Department of	Direct		5 K08 DK124687-02	93.847	Diabetes, Digestive, and Kidney Diseases Extramural Research	35,482	-
Health and Human Services, Department of	Direct		5 K08 DK129719-02	93.847	Diabetes, Digestive, and Kidney Diseases Extramural Research	144,064	-
Health and Human Services, Department of	Direct		5 K08DK115891-04	93.847	Diabetes, Digestive, and Kidney Diseases Extramural Research	214,002	-
Health and Human Services, Department of	Direct		5 K08DK125776-03	93.847	Diabetes, Digestive, and Kidney Diseases Extramural Research	173,286	-
Health and Human Services, Department of	Direct		5 K12 DK111011-05	93.847	Diabetes, Digestive, and Kidney Diseases Extramural Research	20,881	-
Health and Human Services, Department of	Direct		5 K12 DK111011-07	93.847	Diabetes, Digestive, and Kidney Diseases Extramural Research	320,945	-
Health and Human Services, Department of	Direct		5 K23 DK117055-04	93.847	Diabetes, Digestive, and Kidney Diseases Extramural Research	251,026	-
Health and Human Services, Department of	Direct		5 K23 DK118179-04	93.847	Diabetes, Digestive, and Kidney Diseases Extramural Research	217,379	-
Health and Human Services, Department of	Direct		5 K23 DK123413-03	93.847	Diabetes, Digestive, and Kidney Diseases Extramural Research	150,819	-
Health and Human Services, Department of	Direct		5 K23 DK123416-03	93.847	Diabetes, Digestive, and Kidney Diseases Extramural Research	187,891	-
Health and Human Services, Department of	Direct		5 K23 DK124567-02	93.847	Diabetes, Digestive, and Kidney Diseases Extramural Research	158,047	-
Health and Human Services, Department of	Direct		5 K23 DK125529-02	93.847	Diabetes, Digestive, and Kidney Diseases Extramural Research	198,186	-
Health and Human Services, Department of	Direct		5 K23 DK129327-02	93.847	Diabetes, Digestive, and Kidney Diseases Extramural Research	122,186	-
Health and Human Services, Department of	Direct		5 K23 DK129724-02	93.847	Diabetes, Digestive, and Kidney Diseases Extramural Research	148,421	-
Health and Human Services, Department of	Direct		5 K99 DK119366-02	93.847	Diabetes, Digestive, and Kidney Diseases Extramural Research	5,130	-
Health and Human Services, Department of	Direct		5 K99 DK127065-02	93.847	Diabetes, Digestive, and Kidney Diseases Extramural Research	33,211	-
Health and Human Services, Department of	Direct		5 P01 DK117821-04	93.847	Diabetes, Digestive, and Kidney Diseases Extramural Research	2,319,696	268,619
Health and Human Services, Department of	Direct		5 P30 DK020572-45	93.847	Diabetes, Digestive, and Kidney Diseases Extramural Research	1,774,225	108,935
Health and Human Services, Department of	Direct		5 P30 DK034933-35	93.847	Diabetes, Digestive, and Kidney Diseases Extramural Research	1,123,531	-
Health and Human Services, Department of	Direct		5 P30 DK089503-13	93.847	Diabetes, Digestive, and Kidney Diseases Extramural Research	1,060,735	-
Health and Human Services, Department of	Direct		5 P30 DK092926-12	93.847	Diabetes, Digestive, and Kidney Diseases Extramural Research	729,971	52,286
Health and Human Services, Department of	Direct		5 P30DK081943-15	93.847	Diabetes, Digestive, and Kidney Diseases Extramural Research	591,196	96,061
Health and Human Services, Department of	Direct		5 P30DK092926-10	93.847	Diabetes, Digestive, and Kidney Diseases Extramural Research	286	20,833
Health and Human Services, Department of	Direct		5 R01 DK 119188-04	93.847	Diabetes, Digestive, and Kidney Diseases Extramural Research	571,816	-
Health and Human Services, Department of	Direct		5 R01 DK042303-30	93.847	Diabetes, Digestive, and Kidney Diseases Extramural Research	(109,501)	-
Health and Human Services, Department of	Direct		5 R01 DK042303-32	93.847	Diabetes, Digestive, and Kidney Diseases Extramural Research	383,833	-
Health and Human Services, Department of	Direct		5 R01 DK043140-24	93.847	Diabetes, Digestive, and Kidney Diseases Extramural Research	154,987	-
Health and Human Services, Department of	Direct		5 R01 DK046409-29	93.847	Diabetes, Digestive, and Kidney Diseases Extramural Research	352,599	-
Health and Human Services, Department of	Direct		5 R01 DK046960-28	93.847	Diabetes, Digestive, and Kidney Diseases Extramural Research	256,619	-

University of Michigan
 Schedule of Expenditures of Federal Awards
 For the Year Ended June 30, 2022

Cluster Title/Federal Grantor/Program	Type	Pass-Through Grantor	Award Identifier	Assistance Listing		Federal Expenditures	Passed-Through to Subrecipients
				Number	Assistance Listing Program Title		
Health and Human Services, Department of	Direct		5 R01 DK048280-28	93.847	Diabetes, Digestive, and Kidney Diseases Extramural Research	517,628	-
Health and Human Services, Department of	Direct		5 R01 DK054222-20	93.847	Diabetes, Digestive, and Kidney Diseases Extramural Research	40,648	-
Health and Human Services, Department of	Direct		5 R01 DK055679-23	93.847	Diabetes, Digestive, and Kidney Diseases Extramural Research	410,465	-
Health and Human Services, Department of	Direct		5 R01 DK056731-23	93.847	Diabetes, Digestive, and Kidney Diseases Extramural Research	420,472	-
Health and Human Services, Department of	Direct		5 R01 DK059888-20	93.847	Diabetes, Digestive, and Kidney Diseases Extramural Research	56,926	-
Health and Human Services, Department of	Direct		5 R01 DK061379-18	93.847	Diabetes, Digestive, and Kidney Diseases Extramural Research	373,504	-
Health and Human Services, Department of	Direct		5 R01 DK068400 18	93.847	Diabetes, Digestive, and Kidney Diseases Extramural Research	304,152	36,768
Health and Human Services, Department of	Direct		5 R01 DK069950-14	93.847	Diabetes, Digestive, and Kidney Diseases Extramural Research	(5,163)	-
Health and Human Services, Department of	Direct		5 R01 DK071771-12	93.847	Diabetes, Digestive, and Kidney Diseases Extramural Research	163,165	16,043
Health and Human Services, Department of	Direct		5 R01 DK072564-25	93.847	Diabetes, Digestive, and Kidney Diseases Extramural Research	247,035	-
Health and Human Services, Department of	Direct		5 R01 DK073722-14	93.847	Diabetes, Digestive, and Kidney Diseases Extramural Research	123,854	-
Health and Human Services, Department of	Direct		5 R01 DK077966-10	93.847	Diabetes, Digestive, and Kidney Diseases Extramural Research	164,010	-
Health and Human Services, Department of	Direct		5 R01 DK079392-14	93.847	Diabetes, Digestive, and Kidney Diseases Extramural Research	(2,320)	-
Health and Human Services, Department of	Direct		5 R01 DK079392-16	93.847	Diabetes, Digestive, and Kidney Diseases Extramural Research	567,163	-
Health and Human Services, Department of	Direct		5 R01 DK089763-09	93.847	Diabetes, Digestive, and Kidney Diseases Extramural Research	176,338	19,632
Health and Human Services, Department of	Direct		5 R01 DK090262-11	93.847	Diabetes, Digestive, and Kidney Diseases Extramural Research	382,705	-
Health and Human Services, Department of	Direct		5 R01 DK091267-09	93.847	Diabetes, Digestive, and Kidney Diseases Extramural Research	100,466	-
Health and Human Services, Department of	Direct		5 R01 DK093513-08	93.847	Diabetes, Digestive, and Kidney Diseases Extramural Research	77,557	-
Health and Human Services, Department of	Direct		5 R01 DK095201 11	93.847	Diabetes, Digestive, and Kidney Diseases Extramural Research	396,660	-
Health and Human Services, Department of	Direct		5 R01 DK095201-09	93.847	Diabetes, Digestive, and Kidney Diseases Extramural Research	(60,605)	-
Health and Human Services, Department of	Direct		5 R01 DK095782-10	93.847	Diabetes, Digestive, and Kidney Diseases Extramural Research	460,126	-
Health and Human Services, Department of	Direct		5 R01 DK099593 07	93.847	Diabetes, Digestive, and Kidney Diseases Extramural Research	439,407	-
Health and Human Services, Department of	Direct		5 R01 DK102456-08	93.847	Diabetes, Digestive, and Kidney Diseases Extramural Research	518,487	-
Health and Human Services, Department of	Direct		5 R01 DK102850-05	93.847	Diabetes, Digestive, and Kidney Diseases Extramural Research	48,253	-
Health and Human Services, Department of	Direct		5 R01 DK104733-05	93.847	Diabetes, Digestive, and Kidney Diseases Extramural Research	34,307	-
Health and Human Services, Department of	Direct		5 R01 DK104999-05	93.847	Diabetes, Digestive, and Kidney Diseases Extramural Research	80,919	-
Health and Human Services, Department of	Direct		5 R01 DK106188- 05	93.847	Diabetes, Digestive, and Kidney Diseases Extramural Research	6,597	-
Health and Human Services, Department of	Direct		5 R01 DK106618-07	93.847	Diabetes, Digestive, and Kidney Diseases Extramural Research	492,368	99,406
Health and Human Services, Department of	Direct		5 R01 DK106621-05	93.847	Diabetes, Digestive, and Kidney Diseases Extramural Research	14,693	1,646
Health and Human Services, Department of	Direct		5 R01 DK107282-04	93.847	Diabetes, Digestive, and Kidney Diseases Extramural Research	40	-
Health and Human Services, Department of	Direct		5 R01 DK107535-06	93.847	Diabetes, Digestive, and Kidney Diseases Extramural Research	12,461	-
Health and Human Services, Department of	Direct		5 R01 DK107583-05	93.847	Diabetes, Digestive, and Kidney Diseases Extramural Research	(10,578)	-
Health and Human Services, Department of	Direct		5 R01 DK107583-07	93.847	Diabetes, Digestive, and Kidney Diseases Extramural Research	389,740	-
Health and Human Services, Department of	Direct		5 R01 DK107730-05	93.847	Diabetes, Digestive, and Kidney Diseases Extramural Research	(108,458)	-
Health and Human Services, Department of	Direct		5 R01 DK107754-04	93.847	Diabetes, Digestive, and Kidney Diseases Extramural Research	384,991	-
Health and Human Services, Department of	Direct		5 R01 DK107904-05	93.847	Diabetes, Digestive, and Kidney Diseases Extramural Research	299,667	203,329
Health and Human Services, Department of	Direct		5 R01 DK107956-05	93.847	Diabetes, Digestive, and Kidney Diseases Extramural Research	284,283	-
Health and Human Services, Department of	Direct		5 R01 DK108901-05	93.847	Diabetes, Digestive, and Kidney Diseases Extramural Research	283,989	-
Health and Human Services, Department of	Direct		5 R01 DK108921-05	93.847	Diabetes, Digestive, and Kidney Diseases Extramural Research	285,710	-
Health and Human Services, Department of	Direct		5 R01 DK109032-04	93.847	Diabetes, Digestive, and Kidney Diseases Extramural Research	157,494	29,504
Health and Human Services, Department of	Direct		5 R01 DK109948-06	93.847	Diabetes, Digestive, and Kidney Diseases Extramural Research	537,097	-
Health and Human Services, Department of	Direct		5 R01 DK109995-04	93.847	Diabetes, Digestive, and Kidney Diseases Extramural Research	137,323	-
Health and Human Services, Department of	Direct		5 R01 DK110273-05	93.847	Diabetes, Digestive, and Kidney Diseases Extramural Research	197,030	-
Health and Human Services, Department of	Direct		5 R01 DK110436-04	93.847	Diabetes, Digestive, and Kidney Diseases Extramural Research	(162)	-
Health and Human Services, Department of	Direct		5 R01 DK111174-04	93.847	Diabetes, Digestive, and Kidney Diseases Extramural Research	(6,085)	-
Health and Human Services, Department of	Direct		5 R01 DK111174-07	93.847	Diabetes, Digestive, and Kidney Diseases Extramural Research	641,274	-
Health and Human Services, Department of	Direct		5 R01 DK111465-05	93.847	Diabetes, Digestive, and Kidney Diseases Extramural Research	322,520	-
Health and Human Services, Department of	Direct		5 R01 DK112755-05	93.847	Diabetes, Digestive, and Kidney Diseases Extramural Research	362,217	-
Health and Human Services, Department of	Direct		5 R01 DK112800-05	93.847	Diabetes, Digestive, and Kidney Diseases Extramural Research	339,192	-
Health and Human Services, Department of	Direct		5 R01 DK114131-03	93.847	Diabetes, Digestive, and Kidney Diseases Extramural Research	287,459	-
Health and Human Services, Department of	Direct		5 R01 DK114220 06	93.847	Diabetes, Digestive, and Kidney Diseases Extramural Research	240,527	-
Health and Human Services, Department of	Direct		5 R01 DK115190-04	93.847	Diabetes, Digestive, and Kidney Diseases Extramural Research	116,133	-
Health and Human Services, Department of	Direct		5 R01 DK115408-04	93.847	Diabetes, Digestive, and Kidney Diseases Extramural Research	653,747	48,402
Health and Human Services, Department of	Direct		5 R01 DK115474-04	93.847	Diabetes, Digestive, and Kidney Diseases Extramural Research	103,805	-
Health and Human Services, Department of	Direct		5 R01 DK115526-03	93.847	Diabetes, Digestive, and Kidney Diseases Extramural Research	367,782	-
Health and Human Services, Department of	Direct		5 R01 DK115583-05	93.847	Diabetes, Digestive, and Kidney Diseases Extramural Research	504,700	13,325
Health and Human Services, Department of	Direct		5 R01 DK115646-04	93.847	Diabetes, Digestive, and Kidney Diseases Extramural Research	583,740	-
Health and Human Services, Department of	Direct		5 R01 DK115687-05	93.847	Diabetes, Digestive, and Kidney Diseases Extramural Research	658,308	13,943
Health and Human Services, Department of	Direct		5 R01 DK115844-05	93.847	Diabetes, Digestive, and Kidney Diseases Extramural Research	522,341	29,296
Health and Human Services, Department of	Direct		5 R01 DK116715-05	93.847	Diabetes, Digestive, and Kidney Diseases Extramural Research	860,586	-
Health and Human Services, Department of	Direct		5 R01 DK116723-02	93.847	Diabetes, Digestive, and Kidney Diseases Extramural Research	545,749	110,925
Health and Human Services, Department of	Direct		5 R01 DK117565-04	93.847	Diabetes, Digestive, and Kidney Diseases Extramural Research	456,895	-
Health and Human Services, Department of	Direct		5 R01 DK117639 04	93.847	Diabetes, Digestive, and Kidney Diseases Extramural Research	849,900	289,475
Health and Human Services, Department of	Direct		5 R01 DK117960-05	93.847	Diabetes, Digestive, and Kidney Diseases Extramural Research	326,645	-
Health and Human Services, Department of	Direct		5 R01 DK118023-04	93.847	Diabetes, Digestive, and Kidney Diseases Extramural Research	341,118	-
Health and Human Services, Department of	Direct		5 R01 DK118024-04	93.847	Diabetes, Digestive, and Kidney Diseases Extramural Research	461,834	-
Health and Human Services, Department of	Direct		5 R01 DK118154-05	93.847	Diabetes, Digestive, and Kidney Diseases Extramural Research	627,769	-
Health and Human Services, Department of	Direct		5 R01 DK118731-04	93.847	Diabetes, Digestive, and Kidney Diseases Extramural Research	405,853	-
Health and Human Services, Department of	Direct		5 R01 DK119219-04	93.847	Diabetes, Digestive, and Kidney Diseases Extramural Research	252,129	-
Health and Human Services, Department of	Direct		5 R01 DK120047-04	93.847	Diabetes, Digestive, and Kidney Diseases Extramural Research	300,235	-
Health and Human Services, Department of	Direct		5 R01 DK120330-04	93.847	Diabetes, Digestive, and Kidney Diseases Extramural Research	508,343	206,590
Health and Human Services, Department of	Direct		5 R01 DK120623-03	93.847	Diabetes, Digestive, and Kidney Diseases Extramural Research	673,748	303,427
Health and Human Services, Department of	Direct		5 R01 DK121166-04	93.847	Diabetes, Digestive, and Kidney Diseases Extramural Research	280,272	-
Health and Human Services, Department of	Direct		5 R01 DK121462-03	93.847	Diabetes, Digestive, and Kidney Diseases Extramural Research	383,996	-
Health and Human Services, Department of	Direct		5 R01 DK121709-03	93.847	Diabetes, Digestive, and Kidney Diseases Extramural Research	691,562	19,119
Health and Human Services, Department of	Direct		5 R01 DK121759 03	93.847	Diabetes, Digestive, and Kidney Diseases Extramural Research	443,025	-
Health and Human Services, Department of	Direct		5 R01 DK121785-03	93.847	Diabetes, Digestive, and Kidney Diseases Extramural Research	352,300	-
Health and Human Services, Department of	Direct		5 R01 DK122350-03	93.847	Diabetes, Digestive, and Kidney Diseases Extramural Research	473,858	-

University of Michigan
 Schedule of Expenditures of Federal Awards
 For the Year Ended June 30, 2022

Cluster Title/Federal Grantor/Program	Type	Pass-Through Grantor	Award Identifier	Assistance Listing		Federal Expenditures	Passed-Through to Subrecipients
				Number	Assistance Listing Program Title		
Health and Human Services, Department of	Direct		5 R01 DK122812-04	93.847	Diabetes, Digestive, and Kidney Diseases Extramural Research	431,829	-
Health and Human Services, Department of	Direct		5 R01 DK123022-03	93.847	Diabetes, Digestive, and Kidney Diseases Extramural Research	265,648	-
Health and Human Services, Department of	Direct		5 R01 DK123164-03	93.847	Diabetes, Digestive, and Kidney Diseases Extramural Research	324,318	26,363
Health and Human Services, Department of	Direct		5 R01 DK124290-03	93.847	Diabetes, Digestive, and Kidney Diseases Extramural Research	341,111	15,740
Health and Human Services, Department of	Direct		5 R01 DK124779-03	93.847	Diabetes, Digestive, and Kidney Diseases Extramural Research	479,872	-
Health and Human Services, Department of	Direct		5 R01 DK124862-03	93.847	Diabetes, Digestive, and Kidney Diseases Extramural Research	501,922	-
Health and Human Services, Department of	Direct		5 R01 DK125087-03	93.847	Diabetes, Digestive, and Kidney Diseases Extramural Research	924,986	-
Health and Human Services, Department of	Direct		5 R01 DK125445-03	93.847	Diabetes, Digestive, and Kidney Diseases Extramural Research	549,831	70,779
Health and Human Services, Department of	Direct		5 R01 DK125513 03	93.847	Diabetes, Digestive, and Kidney Diseases Extramural Research	461,593	-
Health and Human Services, Department of	Direct		5 R01 DK125687-02	93.847	Diabetes, Digestive, and Kidney Diseases Extramural Research	433,952	-
Health and Human Services, Department of	Direct		5 R01 DK125830-02	93.847	Diabetes, Digestive, and Kidney Diseases Extramural Research	546,436	-
Health and Human Services, Department of	Direct		5 R01 DK126011-03	93.847	Diabetes, Digestive, and Kidney Diseases Extramural Research	415,518	-
Health and Human Services, Department of	Direct		5 R01 DK126715-03	93.847	Diabetes, Digestive, and Kidney Diseases Extramural Research	676,228	171,338
Health and Human Services, Department of	Direct		5 R01 DK126898 02	93.847	Diabetes, Digestive, and Kidney Diseases Extramural Research	315,547	138,366
Health and Human Services, Department of	Direct		5 R01 DK127531-02	93.847	Diabetes, Digestive, and Kidney Diseases Extramural Research	132,534	13,179
Health and Human Services, Department of	Direct		5 R01 DK129320-02	93.847	Diabetes, Digestive, and Kidney Diseases Extramural Research	233,090	104,969
Health and Human Services, Department of	Direct		5 R01 DK129360-02	93.847	Diabetes, Digestive, and Kidney Diseases Extramural Research	282,618	-
Health and Human Services, Department of	Direct		5 R01 DK129366-02	93.847	Diabetes, Digestive, and Kidney Diseases Extramural Research	247,022	-
Health and Human Services, Department of	Direct		5 R01 DK130256-02	93.847	Diabetes, Digestive, and Kidney Diseases Extramural Research	193,880	-
Health and Human Services, Department of	Direct		5 R01 DK131524-02	93.847	Diabetes, Digestive, and Kidney Diseases Extramural Research	127,532	-
Health and Human Services, Department of	Direct		5 R01DK045776-31	93.847	Diabetes, Digestive, and Kidney Diseases Extramural Research	490,201	-
Health and Human Services, Department of	Direct		5 R01DK054740-22	93.847	Diabetes, Digestive, and Kidney Diseases Extramural Research	612,925	-
Health and Human Services, Department of	Direct		5 R01DK059888-22	93.847	Diabetes, Digestive, and Kidney Diseases Extramural Research	336,283	-
Health and Human Services, Department of	Direct		5 R01DK114220-04S1	93.847	Diabetes, Digestive, and Kidney Diseases Extramural Research	99,408	-
Health and Human Services, Department of	Direct		5 R01DK121170 04	93.847	Diabetes, Digestive, and Kidney Diseases Extramural Research	319,934	-
Health and Human Services, Department of	Direct		5 R01DK121504 04	93.847	Diabetes, Digestive, and Kidney Diseases Extramural Research	444,125	-
Health and Human Services, Department of	Direct		5 R01DK127568 02	93.847	Diabetes, Digestive, and Kidney Diseases Extramural Research	154,454	-
Health and Human Services, Department of	Direct		5 R01DK129058-02	93.847	Diabetes, Digestive, and Kidney Diseases Extramural Research	374,322	-
Health and Human Services, Department of	Direct		5 R03 DK124741-02	93.847	Diabetes, Digestive, and Kidney Diseases Extramural Research	85,564	-
Health and Human Services, Department of	Direct		5 R03 DK129636-02	93.847	Diabetes, Digestive, and Kidney Diseases Extramural Research	28,768	-
Health and Human Services, Department of	Direct		5 R03DK121941-02	93.847	Diabetes, Digestive, and Kidney Diseases Extramural Research	2,673	2,673
Health and Human Services, Department of	Direct		5 R1 DK125792 02	93.847	Diabetes, Digestive, and Kidney Diseases Extramural Research	248,045	36,545
Health and Human Services, Department of	Direct		5 R18 DK122418-04	93.847	Diabetes, Digestive, and Kidney Diseases Extramural Research	611,420	-
Health and Human Services, Department of	Direct		5 R21 DK117339-02	93.847	Diabetes, Digestive, and Kidney Diseases Extramural Research	130,737	-
Health and Human Services, Department of	Direct		5 R21 DK124768-02	93.847	Diabetes, Digestive, and Kidney Diseases Extramural Research	137,732	-
Health and Human Services, Department of	Direct		5 R21 DK126329-02	93.847	Diabetes, Digestive, and Kidney Diseases Extramural Research	147,378	-
Health and Human Services, Department of	Direct		5 R21 DK128586-02	93.847	Diabetes, Digestive, and Kidney Diseases Extramural Research	104,092	-
Health and Human Services, Department of	Direct		5 R24 DK082841-11	93.847	Diabetes, Digestive, and Kidney Diseases Extramural Research	275,682	24,531
Health and Human Services, Department of	Direct		5 R25 DK088752-10	93.847	Diabetes, Digestive, and Kidney Diseases Extramural Research	33,486	-
Health and Human Services, Department of	Direct		5 RC2DK122379 03	93.847	Diabetes, Digestive, and Kidney Diseases Extramural Research	685,752	-
Health and Human Services, Department of	Direct		5 U01 DK062456-17	93.847	Diabetes, Digestive, and Kidney Diseases Extramural Research	(18,800)	-
Health and Human Services, Department of	Direct		5 U01 DK065184-20	93.847	Diabetes, Digestive, and Kidney Diseases Extramural Research	364,310	3,122
Health and Human Services, Department of	Direct		5 U01 DK082345-13	93.847	Diabetes, Digestive, and Kidney Diseases Extramural Research	161,237	-
Health and Human Services, Department of	Direct		5 U01 DK082863-12	93.847	Diabetes, Digestive, and Kidney Diseases Extramural Research	165,386	89,469
Health and Human Services, Department of	Direct		5 U01 DK099932-09	93.847	Diabetes, Digestive, and Kidney Diseases Extramural Research	451,180	-
Health and Human Services, Department of	Direct		5 U01 DK127747-03	93.847	Diabetes, Digestive, and Kidney Diseases Extramural Research	967,949	-
Health and Human Services, Department of	Direct		5 U01 DK130113-02	93.847	Diabetes, Digestive, and Kidney Diseases Extramural Research	167,326	-
Health and Human Services, Department of	Direct		5 U01DK061028-22	93.847	Diabetes, Digestive, and Kidney Diseases Extramural Research	643,571	-
Health and Human Services, Department of	Direct		5 U01DK062370-18	93.847	Diabetes, Digestive, and Kidney Diseases Extramural Research	696,287	110,228
Health and Human Services, Department of	Direct		5 U01DK106893 08	93.847	Diabetes, Digestive, and Kidney Diseases Extramural Research	282,249	2,951
Health and Human Services, Department of	Direct		5 U01DK119083 05	93.847	Diabetes, Digestive, and Kidney Diseases Extramural Research	835,493	-
Health and Human Services, Department of	Direct		5 U24 DK062456-21	93.847	Diabetes, Digestive, and Kidney Diseases Extramural Research	3,665,239	2,765,294
Health and Human Services, Department of	Direct		5 U24 DK100845-10	93.847	Diabetes, Digestive, and Kidney Diseases Extramural Research	1,289,448	794,201
Health and Human Services, Department of	Direct		5 U24 DK122927-2	93.847	Diabetes, Digestive, and Kidney Diseases Extramural Research	1,535,404	389,476
Health and Human Services, Department of	Direct		5 U2C DK110768-06	93.847	Diabetes, Digestive, and Kidney Diseases Extramural Research	631,899	-
Health and Human Services, Department of	Direct		5 U54DK083912-14	93.847	Diabetes, Digestive, and Kidney Diseases Extramural Research	1,988,733	699,047
Health and Human Services, Department of	Direct		5 UH3 DK114907-05	93.847	Diabetes, Digestive, and Kidney Diseases Extramural Research	614,670	159,602
Health and Human Services, Department of	Direct		5-R01DK062027-17	93.847	Diabetes, Digestive, and Kidney Diseases Extramural Research	367,929	-
Health and Human Services, Department of	Direct		AWD020363	93.847	Diabetes, Digestive, and Kidney Diseases Extramural Research	14,152	-
Health and Human Services, Department of	Direct		DK 007245-44	93.847	Diabetes, Digestive, and Kidney Diseases Extramural Research	323,773	-
Health and Human Services, Department of	Direct		T32 DK007245	93.847	Diabetes, Digestive, and Kidney Diseases Extramural Research	(5,669)	-
Health and Human Services, Department of	Direct		T32 DK062708	93.847	Diabetes, Digestive, and Kidney Diseases Extramural Research	195,333	-
Health and Human Services, Department of	Direct		T32 DK071212	93.847	Diabetes, Digestive, and Kidney Diseases Extramural Research	(6,396)	-
Health and Human Services, Department of	Direct		T32 DK071212	93.847	Diabetes, Digestive, and Kidney Diseases Extramural Research	278,243	-
Health and Human Services, Department of	Direct		T32 DK094775	93.847	Diabetes, Digestive, and Kidney Diseases Extramural Research	282,012	-
Health and Human Services, Department of	Direct		T32 DK101357	93.847	Diabetes, Digestive, and Kidney Diseases Extramural Research	379,093	-
Health and Human Services, Department of	Direct		T32 DK108740	93.847	Diabetes, Digestive, and Kidney Diseases Extramural Research	40,701	-
Health and Human Services, Department of	Pass-Through	Arbor Research Collaborative For Health	1st Amendment	93.847	Diabetes, Digestive, and Kidney Diseases Extramural Research	2,028	-
Health and Human Services, Department of	Pass-Through	Arbor Research Collaborative For Health	2nd Amendment	93.847	Diabetes, Digestive, and Kidney Diseases Extramural Research	10,495	-
Health and Human Services, Department of	Pass-Through	Arbor Research Collaborative For Health	R21DK121065	93.847	Diabetes, Digestive, and Kidney Diseases Extramural Research	5,065	-
Health and Human Services, Department of	Pass-Through	Arbor Research Collaborative For Health	Roundtable Research	93.847	Diabetes, Digestive, and Kidney Diseases Extramural Research	12,724	-
Health and Human Services, Department of	Pass-Through	Augusta University	30835-70	93.847	Diabetes, Digestive, and Kidney Diseases Extramural Research	59,565	24,574
Health and Human Services, Department of	Pass-Through	Augusta University	32307-59	93.847	Diabetes, Digestive, and Kidney Diseases Extramural Research	(12,413)	-
Health and Human Services, Department of	Pass-Through	Augusta University	32307-65	93.847	Diabetes, Digestive, and Kidney Diseases Extramural Research	6,047	-
Health and Human Services, Department of	Pass-Through	Augusta University	32307-87	93.847	Diabetes, Digestive, and Kidney Diseases Extramural Research	81,975	-
Health and Human Services, Department of	Pass-Through	Boston Childrens Hospital	GENFD0001891399	93.847	Diabetes, Digestive, and Kidney Diseases Extramural Research	20,553	-
Health and Human Services, Department of	Pass-Through	Boston Childrens Hospital	GENFD0002080061	93.847	Diabetes, Digestive, and Kidney Diseases Extramural Research	85,184	-
Health and Human Services, Department of	Pass-Through	Boston Medical Center	0577601/ #4300460001	93.847	Diabetes, Digestive, and Kidney Diseases Extramural Research	68,728	-

University of Michigan
Schedule of Expenditures of Federal Awards
For the Year Ended June 30, 2022

Cluster Title/Federal Grantor/Program	Type	Pass-Through Grantor	Award Identifier	Assistance Listing		Federal Expenditures	Passed-Through to Subrecipients
				Number	Assistance Listing Program Title		
Health and Human Services, Department of	Pass-Through	Brigham and Women's Hospital	119074	93.847	Diabetes, Digestive, and Kidney Diseases Extramural Research	167,048	-
Health and Human Services, Department of	Pass-Through	Broad Institute	5000814-5500001507	93.847	Diabetes, Digestive, and Kidney Diseases Extramural Research	687,627	-
Health and Human Services, Department of	Pass-Through	Broad Institute	5216280-5500001324	93.847	Diabetes, Digestive, and Kidney Diseases Extramural Research	1,966	-
Health and Human Services, Department of	Pass-Through	Broad Institute	GENFD0001744779	93.847	Diabetes, Digestive, and Kidney Diseases Extramural Research	(2,208)	-
Health and Human Services, Department of	Pass-Through	Broad Institute	GENFD0001957913	93.847	Diabetes, Digestive, and Kidney Diseases Extramural Research	18,762	-
Health and Human Services, Department of	Pass-Through	Broad Institute	GENFD0002162762	93.847	Diabetes, Digestive, and Kidney Diseases Extramural Research	48,725	-
Health and Human Services, Department of	Pass-Through	Broad Institute	Subaward No.5000805-5500001507	93.847	Diabetes, Digestive, and Kidney Diseases Extramural Research	6,382	-
Health and Human Services, Department of	Pass-Through	Case Western Reserve University	1421-SUB	93.847	Diabetes, Digestive, and Kidney Diseases Extramural Research	40,381	-
Health and Human Services, Department of	Pass-Through	Case Western Reserve University	RES515419	93.847	Diabetes, Digestive, and Kidney Diseases Extramural Research	(1,877)	-
Health and Human Services, Department of	Pass-Through	Case Western Reserve University	RES516371	93.847	Diabetes, Digestive, and Kidney Diseases Extramural Research	176,594	-
Health and Human Services, Department of	Pass-Through	Case Western Reserve University	RES516372	93.847	Diabetes, Digestive, and Kidney Diseases Extramural Research	3,735	-
Health and Human Services, Department of	Pass-Through	Columbia University	1 (GG013026-01)	93.847	Diabetes, Digestive, and Kidney Diseases Extramural Research	180,714	-
Health and Human Services, Department of	Pass-Through	Columbia University	2(GG015009-01)	93.847	Diabetes, Digestive, and Kidney Diseases Extramural Research	10,558	-
Health and Human Services, Department of	Pass-Through	Cornell University	213440	93.847	Diabetes, Digestive, and Kidney Diseases Extramural Research	269,710	-
Health and Human Services, Department of	Pass-Through	Duke University	A034947	93.847	Diabetes, Digestive, and Kidney Diseases Extramural Research	64,657	-
Health and Human Services, Department of	Pass-Through	Emory University	T953463	93.847	Diabetes, Digestive, and Kidney Diseases Extramural Research	18,778	-
Health and Human Services, Department of	Pass-Through	George Washington University	S-GRD1819-LU27	93.847	Diabetes, Digestive, and Kidney Diseases Extramural Research	(9)	-
Health and Human Services, Department of	Pass-Through	George Washington University	S-GRD1920-SC27	93.847	Diabetes, Digestive, and Kidney Diseases Extramural Research	35,282	-
Health and Human Services, Department of	Pass-Through	George Washington University	S-GRD2122-SC27	93.847	Diabetes, Digestive, and Kidney Diseases Extramural Research	136,371	-
Health and Human Services, Department of	Pass-Through	George Washington University	S-GRD2122-SC39	93.847	Diabetes, Digestive, and Kidney Diseases Extramural Research	120,700	-
Health and Human Services, Department of	Pass-Through	George Washington University	Subaward S-GRD1920-TR39	93.847	Diabetes, Digestive, and Kidney Diseases Extramural Research	25,551	-
Health and Human Services, Department of	Pass-Through	Indiana University	8515_UM	93.847	Diabetes, Digestive, and Kidney Diseases Extramural Research	54,626	-
Health and Human Services, Department of	Pass-Through	Johns Hopkins University	2004001437	93.847	Diabetes, Digestive, and Kidney Diseases Extramural Research	19,221	-
Health and Human Services, Department of	Pass-Through	Joslin Diabetes Center	100137	93.847	Diabetes, Digestive, and Kidney Diseases Extramural Research	10,423	-
Health and Human Services, Department of	Pass-Through	Joslin Diabetes Center	100137	93.847	Diabetes, Digestive, and Kidney Diseases Extramural Research	5,317	-
Health and Human Services, Department of	Pass-Through	Joslin Diabetes Center	100197	93.847	Diabetes, Digestive, and Kidney Diseases Extramural Research	22,023	-
Health and Human Services, Department of	Pass-Through	Joslin Diabetes Center	100221	93.847	Diabetes, Digestive, and Kidney Diseases Extramural Research	9,664	-
Health and Human Services, Department of	Pass-Through	Joslin Diabetes Center	100237	93.847	Diabetes, Digestive, and Kidney Diseases Extramural Research	46,064	-
Health and Human Services, Department of	Pass-Through	Kaiser Permanente Northern California	RNG209397-01	93.847	Diabetes, Digestive, and Kidney Diseases Extramural Research	235,926	-
Health and Human Services, Department of	Pass-Through	Maine Medical Center	ROSEN R24-03	93.847	Diabetes, Digestive, and Kidney Diseases Extramural Research	(36,189)	-
Health and Human Services, Department of	Pass-Through	Maine Medical Center	Rosen R24-03	93.847	Diabetes, Digestive, and Kidney Diseases Extramural Research	42,105	-
Health and Human Services, Department of	Pass-Through	Massachusetts General Hospital	236801	93.847	Diabetes, Digestive, and Kidney Diseases Extramural Research	8,623	-
Health and Human Services, Department of	Pass-Through	Northern California Institute for Research & Education, Inc. (NCIRE)	SCH2284-02	93.847	Diabetes, Digestive, and Kidney Diseases Extramural Research	6,859	-
Health and Human Services, Department of	Pass-Through	Sanford Burnham Prebys Medical Research Institute	59630-12824-MSU	93.847	Diabetes, Digestive, and Kidney Diseases Extramural Research	(1,644)	-
Health and Human Services, Department of	Pass-Through	Sanford Burnham Prebys Medical Research Institute	59630-12824-UM	93.847	Diabetes, Digestive, and Kidney Diseases Extramural Research	16,976	-
Health and Human Services, Department of	Pass-Through	The Icahn School of Medicine at Mount Sinai (ISMMMS)	0255-A943-4609	93.847	Diabetes, Digestive, and Kidney Diseases Extramural Research	2,211	-
Health and Human Services, Department of	Pass-Through	The Icahn School of Medicine at Mount Sinai (ISMMMS)	0255-A944-4609	93.847	Diabetes, Digestive, and Kidney Diseases Extramural Research	12,716	-
Health and Human Services, Department of	Pass-Through	The University of Texas Health Science Center at Houston	0014327A	93.847	Diabetes, Digestive, and Kidney Diseases Extramural Research	272,613	-
Health and Human Services, Department of	Pass-Through	The University of Texas Health Science Center at San Antonio	170617/170616	93.847	Diabetes, Digestive, and Kidney Diseases Extramural Research	23,643	-
Health and Human Services, Department of	Pass-Through	The University of Texas Medical Branch at Galveston (UTMB)	21-85420-01	93.847	Diabetes, Digestive, and Kidney Diseases Extramural Research	54,934	-
Health and Human Services, Department of	Pass-Through	The University of Texas Southwestern Medical Center	160234-Registry	93.847	Diabetes, Digestive, and Kidney Diseases Extramural Research	5,135	-
Health and Human Services, Department of	Pass-Through	The University of Texas Southwestern Medical Center	GMO 160234	93.847	Diabetes, Digestive, and Kidney Diseases Extramural Research	(844)	-
Health and Human Services, Department of	Pass-Through	The University of Texas Southwestern Medical Center	GMO 160234 P0000000976E	93.847	Diabetes, Digestive, and Kidney Diseases Extramural Research	(4,354)	-
Health and Human Services, Department of	Pass-Through	The University of Texas Southwestern Medical Center	GMO 160234 P0000000979F	93.847	Diabetes, Digestive, and Kidney Diseases Extramural Research	27,967	-
Health and Human Services, Department of	Pass-Through	Transimulation Research Inc	20-PAF06977	93.847	Diabetes, Digestive, and Kidney Diseases Extramural Research	254,458	-
Health and Human Services, Department of	Pass-Through	University at Buffalo	R1285148	93.847	Diabetes, Digestive, and Kidney Diseases Extramural Research	13,990	-
Health and Human Services, Department of	Pass-Through	University of Arizona	474781	93.847	Diabetes, Digestive, and Kidney Diseases Extramural Research	15,102	-
Health and Human Services, Department of	Pass-Through	University of Arizona	477772	93.847	Diabetes, Digestive, and Kidney Diseases Extramural Research	5	-
Health and Human Services, Department of	Pass-Through	University of California - Los Angeles	0875 G ZA202	93.847	Diabetes, Digestive, and Kidney Diseases Extramural Research	11,043	-
Health and Human Services, Department of	Pass-Through	University of California - San Francisco	10787sc	93.847	Diabetes, Digestive, and Kidney Diseases Extramural Research	7,606	-
Health and Human Services, Department of	Pass-Through	University of California - San Francisco	12484sc	93.847	Diabetes, Digestive, and Kidney Diseases Extramural Research	11,075	-
Health and Human Services, Department of	Pass-Through	University of California - San Francisco	12651sc	93.847	Diabetes, Digestive, and Kidney Diseases Extramural Research	23,492	-
Health and Human Services, Department of	Pass-Through	University of California-San Diego	KR 704666	93.847	Diabetes, Digestive, and Kidney Diseases Extramural Research	99,991	-
Health and Human Services, Department of	Pass-Through	University of California-San Diego	R01DK122804	93.847	Diabetes, Digestive, and Kidney Diseases Extramural Research	313,944	-
Health and Human Services, Department of	Pass-Through	University of California-Santa Cruz	A17-0039-S002-P0630740	93.847	Diabetes, Digestive, and Kidney Diseases Extramural Research	(28,125)	-
Health and Human Services, Department of	Pass-Through	University of Chicago	FP068366-01 C (5302838601-5)	93.847	Diabetes, Digestive, and Kidney Diseases Extramural Research	112,122	-
Health and Human Services, Department of	Pass-Through	University of Chicago	FP068366-01C (5302838601-5)	93.847	Diabetes, Digestive, and Kidney Diseases Extramural Research	(6,231)	-
Health and Human Services, Department of	Pass-Through	University of Illinois at Chicago	17635	93.847	Diabetes, Digestive, and Kidney Diseases Extramural Research	9,689	-
Health and Human Services, Department of	Pass-Through	University of Illinois-Urbana-Champaign	102307-18513	93.847	Diabetes, Digestive, and Kidney Diseases Extramural Research	23,482	-
Health and Human Services, Department of	Pass-Through	University of Miami, Florida, The	OS00000509	93.847	Diabetes, Digestive, and Kidney Diseases Extramural Research	18,374	-
Health and Human Services, Department of	Pass-Through	University of North Carolina at Chapel Hill	5107938	93.847	Diabetes, Digestive, and Kidney Diseases Extramural Research	101,849	-
Health and Human Services, Department of	Pass-Through	University of North Carolina at Chapel Hill	5117189	93.847	Diabetes, Digestive, and Kidney Diseases Extramural Research	213,742	-
Health and Human Services, Department of	Pass-Through	University of North Carolina at Chapel Hill	5118942	93.847	Diabetes, Digestive, and Kidney Diseases Extramural Research	117,684	-
Health and Human Services, Department of	Pass-Through	University of North Carolina at Chapel Hill	5119067	93.847	Diabetes, Digestive, and Kidney Diseases Extramural Research	(840)	-
Health and Human Services, Department of	Pass-Through	University of North Carolina at Chapel Hill	5120536	93.847	Diabetes, Digestive, and Kidney Diseases Extramural Research	45,419	-
Health and Human Services, Department of	Pass-Through	University of North Carolina at Chapel Hill	5121605	93.847	Diabetes, Digestive, and Kidney Diseases Extramural Research	351,391	-
Health and Human Services, Department of	Pass-Through	University of Pennsylvania	572695	93.847	Diabetes, Digestive, and Kidney Diseases Extramural Research	49,550	-
Health and Human Services, Department of	Pass-Through	University of Pennsylvania	575038	93.847	Diabetes, Digestive, and Kidney Diseases Extramural Research	(455)	-
Health and Human Services, Department of	Pass-Through	University of Pennsylvania	578031 P04842052	93.847	Diabetes, Digestive, and Kidney Diseases Extramural Research	51,928	-
Health and Human Services, Department of	Pass-Through	University of Pittsburgh	AWD00004320 (136356-1)	93.847	Diabetes, Digestive, and Kidney Diseases Extramural Research	226,575	-
Health and Human Services, Department of	Pass-Through	University of Pittsburgh Medical Center (UPMC)	CNVA000061363 (131441-2)	93.847	Diabetes, Digestive, and Kidney Diseases Extramural Research	27,746	-
Health and Human Services, Department of	Pass-Through	University of Utah	10045205-03	93.847	Diabetes, Digestive, and Kidney Diseases Extramural Research	(1,757)	-
Health and Human Services, Department of	Pass-Through	University of Virginia	GOI2566.PO #2108545	93.847	Diabetes, Digestive, and Kidney Diseases Extramural Research	(35,583)	-
Health and Human Services, Department of	Pass-Through	University of Washington	UWSC10198	93.847	Diabetes, Digestive, and Kidney Diseases Extramural Research	(31,489)	-
Health and Human Services, Department of	Pass-Through	University of Washington	UWSC10198	93.847	Diabetes, Digestive, and Kidney Diseases Extramural Research	1,306,350	-
Health and Human Services, Department of	Pass-Through	University of Washington	UWSC12256	93.847	Diabetes, Digestive, and Kidney Diseases Extramural Research	(2,582)	-
Health and Human Services, Department of	Pass-Through	University of Washington	UWSC12256	93.847	Diabetes, Digestive, and Kidney Diseases Extramural Research	36,994	-
Health and Human Services, Department of	Pass-Through	University of Washington	UWSC12327	93.847	Diabetes, Digestive, and Kidney Diseases Extramural Research	35,345	-

**University of Michigan
Schedule of Expenditures of Federal Awards
For the Year Ended June 30, 2022**

Cluster Title/Federal Grantor/Program	Type	Pass-Through Grantor	Award Identifier	Assistance Listing		Federal Expenditures	Passed-Through to Subrecipients
				Number	Assistance Listing Program Title		
Health and Human Services, Department of	Pass-Through	Vanderbilt University	VUMC74085	93.847	Diabetes, Digestive, and Kidney Diseases Extramural Research	30,678	-
Health and Human Services, Department of	Pass-Through	Virginia Commonwealth University	FP00005212_SA002	93.847	Diabetes, Digestive, and Kidney Diseases Extramural Research	35,357	-
Health and Human Services, Department of	Pass-Through	Wake Forest University	739-100100-336727	93.847	Diabetes, Digestive, and Kidney Diseases Extramural Research	260,755	-
Health and Human Services, Department of	Pass-Through	Wayne State University	WSU20086-A2	93.847	Diabetes, Digestive, and Kidney Diseases Extramural Research	26,343	-
						\$ 75,811,358	\$ 7,709,120
Health and Human Services, Department of	Direct		5 F31 NS120492-02	93.850	Improving Epilepsy Programs, Services, and Outcomes through National Partnerships	\$ 5,168	\$ -
Health and Human Services, Department of	Direct		1 F31 NS110119 - 01A1	93.853	Extramural Research Programs in the Neurosciences and Neurological Disorders	\$ (11,686)	\$ -
Health and Human Services, Department of	Direct		1 F31 NS113433-01A1	93.853	Extramural Research Programs in the Neurosciences and Neurological Disorders	(558)	-
Health and Human Services, Department of	Direct		1 F31 NS124280-01	93.853	Extramural Research Programs in the Neurosciences and Neurological Disorders	22,701	-
Health and Human Services, Department of	Direct		1 F31 NS127371-01	93.853	Extramural Research Programs in the Neurosciences and Neurological Disorders	4,392	-
Health and Human Services, Department of	Direct		1 R01 NS118440-01	93.853	Extramural Research Programs in the Neurosciences and Neurological Disorders	614,623	-
Health and Human Services, Department of	Direct		1 R01 NS120322-02	93.853	Extramural Research Programs in the Neurosciences and Neurological Disorders	521,273	28,855
Health and Human Services, Department of	Direct		1 R01 NS122165-01-A1	93.853	Extramural Research Programs in the Neurosciences and Neurological Disorders	160,506	-
Health and Human Services, Department of	Direct		1 R01 NS122234-01A1	93.853	Extramural Research Programs in the Neurosciences and Neurological Disorders	150,379	-
Health and Human Services, Department of	Direct		1 R01 NS124167-01A1	93.853	Extramural Research Programs in the Neurosciences and Neurological Disorders	57,312	-
Health and Human Services, Department of	Direct		1 R01 NS127378-01	93.853	Extramural Research Programs in the Neurosciences and Neurological Disorders	84,979	-
Health and Human Services, Department of	Direct		1 R01NS124607-01	93.853	Extramural Research Programs in the Neurosciences and Neurological Disorders	228,120	-
Health and Human Services, Department of	Direct		1 R03 NS111194-01A1	93.853	Extramural Research Programs in the Neurosciences and Neurological Disorders	18,424	-
Health and Human Services, Department of	Direct		1 R03 NS117806-01	93.853	Extramural Research Programs in the Neurosciences and Neurological Disorders	21,748	-
Health and Human Services, Department of	Direct		1 R21 NS107781-01A1	93.853	Extramural Research Programs in the Neurosciences and Neurological Disorders	139,235	-
Health and Human Services, Department of	Direct		1 R21 NS107894-01A1	93.853	Extramural Research Programs in the Neurosciences and Neurological Disorders	140,060	3,781
Health and Human Services, Department of	Direct		1 R21 NS111154-01	93.853	Extramural Research Programs in the Neurosciences and Neurological Disorders	7,978	-
Health and Human Services, Department of	Direct		1 R21 NS111191-01	93.853	Extramural Research Programs in the Neurosciences and Neurological Disorders	101,117	-
Health and Human Services, Department of	Direct		1 R21 NS111205-01	93.853	Extramural Research Programs in the Neurosciences and Neurological Disorders	1,607	-
Health and Human Services, Department of	Direct		1 R21 NS112394 1	93.853	Extramural Research Programs in the Neurosciences and Neurological Disorders	81,140	-
Health and Human Services, Department of	Direct		1 R21 NS112974-01A1	93.853	Extramural Research Programs in the Neurosciences and Neurological Disorders	154,476	-
Health and Human Services, Department of	Direct		1 R21 NS113022-01	93.853	Extramural Research Programs in the Neurosciences and Neurological Disorders	62,613	-
Health and Human Services, Department of	Direct		1 R21 NS113518-01	93.853	Extramural Research Programs in the Neurosciences and Neurological Disorders	10,522	-
Health and Human Services, Department of	Direct		1 R21 NS114749-01	93.853	Extramural Research Programs in the Neurosciences and Neurological Disorders	68,443	-
Health and Human Services, Department of	Direct		1 R21 NS116250-01	93.853	Extramural Research Programs in the Neurosciences and Neurological Disorders	199,848	-
Health and Human Services, Department of	Direct		1 R21 NS118055-01A1	93.853	Extramural Research Programs in the Neurosciences and Neurological Disorders	149,818	-
Health and Human Services, Department of	Direct		1 R21 NS118675-01	93.853	Extramural Research Programs in the Neurosciences and Neurological Disorders	178,091	-
Health and Human Services, Department of	Direct		1 R21 NS120223-01A1	93.853	Extramural Research Programs in the Neurosciences and Neurological Disorders	99,869	-
Health and Human Services, Department of	Direct		1 R21 NS121700-01	93.853	Extramural Research Programs in the Neurosciences and Neurological Disorders	261,566	-
Health and Human Services, Department of	Direct		1 R21 NS123879-01	93.853	Extramural Research Programs in the Neurosciences and Neurological Disorders	161,552	-
Health and Human Services, Department of	Direct		1 R21 NS125449 01	93.853	Extramural Research Programs in the Neurosciences and Neurological Disorders	40,343	12,815
Health and Human Services, Department of	Direct		1 R21NS126895-01A1	93.853	Extramural Research Programs in the Neurosciences and Neurological Disorders	3,754	-
Health and Human Services, Department of	Direct		1 R56 NS103845-01A1	93.853	Extramural Research Programs in the Neurosciences and Neurological Disorders	40,261	-
Health and Human Services, Department of	Direct		1 RF1 NS113283-01	93.853	Extramural Research Programs in the Neurosciences and Neurological Disorders	899,344	380,398
Health and Human Services, Department of	Direct		1 RF1 NS127606-01	93.853	Extramural Research Programs in the Neurosciences and Neurological Disorders	114,844	-
Health and Human Services, Department of	Direct		1 U24 NS120056-01A1	93.853	Extramural Research Programs in the Neurosciences and Neurological Disorders	184,026	-

University of Michigan
Schedule of Expenditures of Federal Awards
For the Year Ended June 30, 2022

Cluster Title/Federal Grantor/Program	Type	Pass-Through Grantor	Award Identifier	Assistance Listing		Federal Expenditures	Passed-Through to Subrecipients
				Number	Assistance Listing Program Title		
Health and Human Services, Department of	Direct		1 UF1 NS107659-01	93.853	Extramural Research Programs in the Neurosciences and Neurological Disorders	378,148	89,947
Health and Human Services, Department of	Direct		1R01NS112233-03	93.853	Extramural Research Programs in the Neurosciences and Neurological Disorders	251,271	-
Health and Human Services, Department of	Direct		2 P50 NS091856-06	93.853	Extramural Research Programs in the Neurosciences and Neurological Disorders	(260)	-
Health and Human Services, Department of	Direct		2 R01 NS069844-10A1	93.853	Extramural Research Programs in the Neurosciences and Neurological Disorders	439,457	-
Health and Human Services, Department of	Direct		2 R01 NS094413 06A1	93.853	Extramural Research Programs in the Neurosciences and Neurological Disorders	149,958	-
Health and Human Services, Department of	Direct		2 R56NS069844-10	93.853	Extramural Research Programs in the Neurosciences and Neurological Disorders	200,262	-
Health and Human Services, Department of	Direct		3 R01 NS096785-10S1	93.853	Extramural Research Programs in the Neurosciences and Neurological Disorders	(23,706)	-
Health and Human Services, Department of	Direct		3 R21 NS121745-01S1	93.853	Extramural Research Programs in the Neurosciences and Neurological Disorders	336,421	-
Health and Human Services, Department of	Direct		5 F31 NS108617-03	93.853	Extramural Research Programs in the Neurosciences and Neurological Disorders	41,269	-
Health and Human Services, Department of	Direct		5 F31 NS110206-02	93.853	Extramural Research Programs in the Neurosciences and Neurological Disorders	11,604	-
Health and Human Services, Department of	Direct		5 F31 NS111906-02	93.853	Extramural Research Programs in the Neurosciences and Neurological Disorders	(1)	-
Health and Human Services, Department of	Direct		5 F31 NS113407-02	93.853	Extramural Research Programs in the Neurosciences and Neurological Disorders	42,085	-
Health and Human Services, Department of	Direct		5 F31 NS113513-03	93.853	Extramural Research Programs in the Neurosciences and Neurological Disorders	43,424	-
Health and Human Services, Department of	Direct		5 F31 NS113515-03	93.853	Extramural Research Programs in the Neurosciences and Neurological Disorders	905	-
Health and Human Services, Department of	Direct		5 F31 NS115257-02	93.853	Extramural Research Programs in the Neurosciences and Neurological Disorders	12,365	-
Health and Human Services, Department of	Direct		5 F31 NS118881-02	93.853	Extramural Research Programs in the Neurosciences and Neurological Disorders	37,871	-
Health and Human Services, Department of	Direct		5 F31 NS118944-02	93.853	Extramural Research Programs in the Neurosciences and Neurological Disorders	43,023	-
Health and Human Services, Department of	Direct		5 F31 NS124088-02	93.853	Extramural Research Programs in the Neurosciences and Neurological Disorders	42,782	-
Health and Human Services, Department of	Direct		5 F32 NS117732-03	93.853	Extramural Research Programs in the Neurosciences and Neurological Disorders	72,232	-
Health and Human Services, Department of	Direct		5 F99 NS115337-02	93.853	Extramural Research Programs in the Neurosciences and Neurological Disorders	2,100	-
Health and Human Services, Department of	Direct		5 F99 NS118719-02	93.853	Extramural Research Programs in the Neurosciences and Neurological Disorders	48,612	-
Health and Human Services, Department of	Direct		5 F99 NS120544-02	93.853	Extramural Research Programs in the Neurosciences and Neurological Disorders	43,569	-
Health and Human Services, Department of	Direct		5 F99 NS120645-02	93.853	Extramural Research Programs in the Neurosciences and Neurological Disorders	43,023	-
Health and Human Services, Department of	Direct		5 F99 NS124176-02	93.853	Extramural Research Programs in the Neurosciences and Neurological Disorders	43,181	-
Health and Human Services, Department of	Direct		5 K01 NS117555-03	93.853	Extramural Research Programs in the Neurosciences and Neurological Disorders	201,123	-
Health and Human Services, Department of	Direct		5 K08 NS099379-05	93.853	Extramural Research Programs in the Neurosciences and Neurological Disorders	105,069	-
Health and Human Services, Department of	Direct		5 K08 NS099427-05	93.853	Extramural Research Programs in the Neurosciences and Neurological Disorders	15,468	-
Health and Human Services, Department of	Direct		5 K08 NS101054-05	93.853	Extramural Research Programs in the Neurosciences and Neurological Disorders	177,652	-
Health and Human Services, Department of	Direct		5 K08 NS109289-05	93.853	Extramural Research Programs in the Neurosciences and Neurological Disorders	169,846	-
Health and Human Services, Department of	Direct		5 K99 NS111000-02	93.853	Extramural Research Programs in the Neurosciences and Neurological Disorders	19,478	-
Health and Human Services, Department of	Direct		5 P50 NS123067-02	93.853	Extramural Research Programs in the Neurosciences and Neurological Disorders	1,000,307	-
Health and Human Services, Department of	Direct		5 R01 NS034509-25	93.853	Extramural Research Programs in the Neurosciences and Neurological Disorders	454,623	-
Health and Human Services, Department of	Direct		5 R01 NS038916-24	93.853	Extramural Research Programs in the Neurosciences and Neurological Disorders	1,442,813	-
Health and Human Services, Department of	Direct		5 R01 NS055746-15	93.853	Extramural Research Programs in the Neurosciences and Neurological Disorders	425,431	143,713
Health and Human Services, Department of	Direct		5 R01 NS058585-10	93.853	Extramural Research Programs in the Neurosciences and Neurological Disorders	(2,571)	-
Health and Human Services, Department of	Direct		5 R01 NS063967-12	93.853	Extramural Research Programs in the Neurosciences and Neurological Disorders	(34,208)	-
Health and Human Services, Department of	Direct		5 R01 NS064015-10	93.853	Extramural Research Programs in the Neurosciences and Neurological Disorders	(130)	-
Health and Human Services, Department of	Direct		5 R01 NS069844-09	93.853	Extramural Research Programs in the Neurosciences and Neurological Disorders	(23)	-
Health and Human Services, Department of	Direct		5 R01 NS085054-07	93.853	Extramural Research Programs in the Neurosciences and Neurological Disorders	(148)	-

University of Michigan
Schedule of Expenditures of Federal Awards
For the Year Ended June 30, 2022

Cluster Title/Federal Grantor/Program	Type	Pass-Through Grantor	Award Identifier	Assistance Listing		Federal Expenditures	Passed-Through to Subrecipients
				Number	Assistance Listing Program Title		
Health and Human Services, Department of	Direct		5 R01 NS086810-08	93.853	Extramural Research Programs in the Neurosciences and Neurological Disorders	337,906	-
Health and Human Services, Department of	Direct		5 R01 NS088571-05	93.853	Extramural Research Programs in the Neurosciences and Neurological Disorders	(8,873)	-
Health and Human Services, Department of	Direct		5 R01 NS089896-05	93.853	Extramural Research Programs in the Neurosciences and Neurological Disorders	233,069	-
Health and Human Services, Department of	Direct		5 R01 NS090925-05	93.853	Extramural Research Programs in the Neurosciences and Neurological Disorders	33,420	-
Health and Human Services, Department of	Direct		5 R01 NS091112-05	93.853	Extramural Research Programs in the Neurosciences and Neurological Disorders	122,848	-
Health and Human Services, Department of	Direct		5 R01 NS094399-05	93.853	Extramural Research Programs in the Neurosciences and Neurological Disorders	(46,675)	-
Health and Human Services, Department of	Direct		5 R01 NS094399-07	93.853	Extramural Research Programs in the Neurosciences and Neurological Disorders	504,547	35,472
Health and Human Services, Department of	Direct		5 R01 NS094413-05	93.853	Extramural Research Programs in the Neurosciences and Neurological Disorders	(153,224)	-
Health and Human Services, Department of	Direct		5 R01 NS096756-05	93.853	Extramural Research Programs in the Neurosciences and Neurological Disorders	239,832	-
Health and Human Services, Department of	Direct		5 R01 NS096917-05	93.853	Extramural Research Programs in the Neurosciences and Neurological Disorders	120,698	-
Health and Human Services, Department of	Direct		5 R01 NS097498-06	93.853	Extramural Research Programs in the Neurosciences and Neurological Disorders	433,431	-
Health and Human Services, Department of	Direct		5 R01 NS097525-05	93.853	Extramural Research Programs in the Neurosciences and Neurological Disorders	122,968	-
Health and Human Services, Department of	Direct		5 R01 NS097542-05	93.853	Extramural Research Programs in the Neurosciences and Neurological Disorders	40,710	-
Health and Human Services, Department of	Direct		5 R01 NS097542-07	93.853	Extramural Research Programs in the Neurosciences and Neurological Disorders	352,722	-
Health and Human Services, Department of	Direct		5 R01 NS099160-05	93.853	Extramural Research Programs in the Neurosciences and Neurological Disorders	353,545	-
Health and Human Services, Department of	Direct		5 R01 NS099280-05	93.853	Extramural Research Programs in the Neurosciences and Neurological Disorders	229,247	-
Health and Human Services, Department of	Direct		5 R01 NS099340-05	93.853	Extramural Research Programs in the Neurosciences and Neurological Disorders	89,796	6,131
Health and Human Services, Department of	Direct		5 R01 NS099535-04	93.853	Extramural Research Programs in the Neurosciences and Neurological Disorders	15,057	-
Health and Human Services, Department of	Direct		5 R01 NS101597-05	93.853	Extramural Research Programs in the Neurosciences and Neurological Disorders	521,732	-
Health and Human Services, Department of	Direct		5 R01 NS102715-05	93.853	Extramural Research Programs in the Neurosciences and Neurological Disorders	532,393	65,439
Health and Human Services, Department of	Direct		5 R01 NS103946-04	93.853	Extramural Research Programs in the Neurosciences and Neurological Disorders	381,865	-
Health and Human Services, Department of	Direct		5 R01 NS104299-05	93.853	Extramural Research Programs in the Neurosciences and Neurological Disorders	362,448	-
Health and Human Services, Department of	Direct		5 R01 NS104776-05	93.853	Extramural Research Programs in the Neurosciences and Neurological Disorders	239,217	-
Health and Human Services, Department of	Direct		5 R01 NS105132-05	93.853	Extramural Research Programs in the Neurosciences and Neurological Disorders	369,290	-
Health and Human Services, Department of	Direct		5 R01 NS105556-04	93.853	Extramural Research Programs in the Neurosciences and Neurological Disorders	600,955	31,767
Health and Human Services, Department of	Direct		5 R01 NS106616-05	93.853	Extramural Research Programs in the Neurosciences and Neurological Disorders	473,852	-
Health and Human Services, Department of	Direct		5 R01 NS10674-05	93.853	Extramural Research Programs in the Neurosciences and Neurological Disorders	330,011	-
Health and Human Services, Department of	Direct		5 R01 NS107463-04	93.853	Extramural Research Programs in the Neurosciences and Neurological Disorders	669,964	13,614
Health and Human Services, Department of	Direct		5 R01 NS107496-04	93.853	Extramural Research Programs in the Neurosciences and Neurological Disorders	418,579	-
Health and Human Services, Department of	Direct		5 R01 NS108042-04	93.853	Extramural Research Programs in the Neurosciences and Neurological Disorders	530,438	-
Health and Human Services, Department of	Direct		5 R01 NS109170-04	93.853	Extramural Research Programs in the Neurosciences and Neurological Disorders	431,403	-
Health and Human Services, Department of	Direct		5 R01 NS111041-04	93.853	Extramural Research Programs in the Neurosciences and Neurological Disorders	295,329	-
Health and Human Services, Department of	Direct		5 R01 NS113824-04	93.853	Extramural Research Programs in the Neurosciences and Neurological Disorders	361,243	-
Health and Human Services, Department of	Direct		5 R01 NS113943-03	93.853	Extramural Research Programs in the Neurosciences and Neurological Disorders	239,416	-
Health and Human Services, Department of	Direct		5 R01 NS117103-03	93.853	Extramural Research Programs in the Neurosciences and Neurological Disorders	456,774	153,389
Health and Human Services, Department of	Direct		5 R01 NS118769-03	93.853	Extramural Research Programs in the Neurosciences and Neurological Disorders	696,820	-
Health and Human Services, Department of	Direct		5 R01 NS120926-02	93.853	Extramural Research Programs in the Neurosciences and Neurological Disorders	595,059	-
Health and Human Services, Department of	Direct		5 R01 NS127188-02	93.853	Extramural Research Programs in the Neurosciences and Neurological Disorders	495,368	-
Health and Human Services, Department of	Direct		5 R01 NS225362-03	93.853	Extramural Research Programs in the Neurosciences and Neurological Disorders	180,682	69,175

University of Michigan
Schedule of Expenditures of Federal Awards
For the Year Ended June 30, 2022

Cluster Title/Federal Grantor/Program	Type	Pass-Through Grantor	Award Identifier	Assistance Listing		Federal Expenditures	Passed-Through to Subrecipients
				Number	Assistance Listing Program Title		
Health and Human Services, Department of	Direct		5 R01-NS100687-05	93.853	Extramural Research Programs in the Neurosciences and Neurological Disorders	1,329,852	-
Health and Human Services, Department of	Direct		5 R01NS110572 04	93.853	Extramural Research Programs in the Neurosciences and Neurological Disorders	247,190	-
Health and Human Services, Department of	Direct		5 R01NS116008 03	93.853	Extramural Research Programs in the Neurosciences and Neurological Disorders	418,753	-
Health and Human Services, Department of	Direct		5 R01NS119231-02	93.853	Extramural Research Programs in the Neurosciences and Neurological Disorders	324,327	-
Health and Human Services, Department of	Direct		5 R01NS119873-02	93.853	Extramural Research Programs in the Neurosciences and Neurological Disorders	395,319	-
Health and Human Services, Department of	Direct		5 R01NS122536-02	93.853	Extramural Research Programs in the Neurosciences and Neurological Disorders	625,158	-
Health and Human Services, Department of	Direct		5 R01NS122746-02	93.853	Extramural Research Programs in the Neurosciences and Neurological Disorders	410,048	-
Health and Human Services, Department of	Direct		5 R01NS122751-02	93.853	Extramural Research Programs in the Neurosciences and Neurological Disorders	233,795	-
Health and Human Services, Department of	Direct		5 R21 NS102924-02	93.853	Extramural Research Programs in the Neurosciences and Neurological Disorders	(538)	-
Health and Human Services, Department of	Direct		5 R21 NS104663-02	93.853	Extramural Research Programs in the Neurosciences and Neurological Disorders	33,615	-
Health and Human Services, Department of	Direct		5 R21 NS113127-02	93.853	Extramural Research Programs in the Neurosciences and Neurological Disorders	49,125	-
Health and Human Services, Department of	Direct		5 R25 NS088248-05	93.853	Extramural Research Programs in the Neurosciences and Neurological Disorders	(30,509)	-
Health and Human Services, Department of	Direct		5 R25 NS089450-09	93.853	Extramural Research Programs in the Neurosciences and Neurological Disorders	83,039	-
Health and Human Services, Department of	Direct		5 R25 NS107159-05	93.853	Extramural Research Programs in the Neurosciences and Neurological Disorders	148,638	20,982
Health and Human Services, Department of	Direct		5 R35 NS116786-03	93.853	Extramural Research Programs in the Neurosciences and Neurological Disorders	1,213,760	-
Health and Human Services, Department of	Direct		5 R35NS122302-02	93.853	Extramural Research Programs in the Neurosciences and Neurological Disorders	1,170,414	-
Health and Human Services, Department of	Direct		5 R37 NS076752 10	93.853	Extramural Research Programs in the Neurosciences and Neurological Disorders	789,889	-
Health and Human Services, Department of	Direct		5 R37 NS076752-08	93.853	Extramural Research Programs in the Neurosciences and Neurological Disorders	(18,430)	-
Health and Human Services, Department of	Direct		5 R37 NS094804-07	93.853	Extramural Research Programs in the Neurosciences and Neurological Disorders	515,082	-
Health and Human Services, Department of	Direct		5 U01 NS099043-02	93.853	Extramural Research Programs in the Neurosciences and Neurological Disorders	2,939,924	1,937,379
Health and Human Services, Department of	Direct		5 U01 NS099046 03	93.853	Extramural Research Programs in the Neurosciences and Neurological Disorders	3,892,186	1,019,399
Health and Human Services, Department of	Direct		5 U01 NS100611-05	93.853	Extramural Research Programs in the Neurosciences and Neurological Disorders	364,907	-
Health and Human Services, Department of	Direct		5 U01 NS106670-04	93.853	Extramural Research Programs in the Neurosciences and Neurological Disorders	349,428	-
Health and Human Services, Department of	Direct		5 U24 NS100659-05	93.853	Extramural Research Programs in the Neurosciences and Neurological Disorders	635,111	82,039
Health and Human Services, Department of	Direct		5 U24 NS107158-05	93.853	Extramural Research Programs in the Neurosciences and Neurological Disorders	247,706	-
Health and Human Services, Department of	Direct		5 U24 NS107214-05	93.853	Extramural Research Programs in the Neurosciences and Neurological Disorders	338,651	-
Health and Human Services, Department of	Direct		5 US4NS117170 03	93.853	Extramural Research Programs in the Neurosciences and Neurological Disorders	2,419,002	991,330
Health and Human Services, Department of	Direct		9 R01 NS122534 06A1	93.853	Extramural Research Programs in the Neurosciences and Neurological Disorders	174,343	12,714
Health and Human Services, Department of	Direct		T32 NS007222	93.853	Extramural Research Programs in the Neurosciences and Neurological Disorders	327,607	-
Health and Human Services, Department of	Direct		T32 NS076401	93.853	Extramural Research Programs in the Neurosciences and Neurological Disorders	(106,655)	-
Health and Human Services, Department of	Direct		T32 NS076401	93.853	Extramural Research Programs in the Neurosciences and Neurological Disorders	310,699	-
Health and Human Services, Department of	Direct		T32 NS115724	93.853	Extramural Research Programs in the Neurosciences and Neurological Disorders	100,316	-
Health and Human Services, Department of	Pass-Through	Albert Einstein College of Medicine	311981	93.853	Extramural Research Programs in the Neurosciences and Neurological Disorders	33,057	-
Health and Human Services, Department of	Pass-Through	Baylor College of Medicine	7000001490	93.853	Extramural Research Programs in the Neurosciences and Neurological Disorders	49,378	-
Health and Human Services, Department of	Pass-Through	California Institute of Technology	S469468	93.853	Extramural Research Programs in the Neurosciences and Neurological Disorders	49,258	-
Health and Human Services, Department of	Pass-Through	Case Western Reserve University	1218-SUB	93.853	Extramural Research Programs in the Neurosciences and Neurological Disorders	23,737	-
Health and Human Services, Department of	Pass-Through	Case Western Reserve University	RES514267	93.853	Extramural Research Programs in the Neurosciences and Neurological Disorders	22,461	-
Health and Human Services, Department of	Pass-Through	Case Western Reserve University	RES600270	93.853	Extramural Research Programs in the Neurosciences and Neurological Disorders	7,811	-
Health and Human Services, Department of	Pass-Through	Cleveland Clinic Lerner College of Medicine	CCF22098613	93.853	Extramural Research Programs in the Neurosciences and Neurological Disorders	12,451	-

**University of Michigan
Schedule of Expenditures of Federal Awards
For the Year Ended June 30, 2022**

Cluster Title/Federal Grantor/Program	Type	Pass-Through Grantor	Award Identifier	Assistance Listing		Federal Expenditures	Passed-Through to Subrecipients
				Number	Assistance Listing Program Title		
Health and Human Services, Department of	Pass-Through	Colorado School of Mines	401419-5802	93.853	Extramural Research Programs in the Neurosciences and Neurological Disorders	(6,188)	-
Health and Human Services, Department of	Pass-Through	Colorado School of Mines	401419-5802	93.853	Extramural Research Programs in the Neurosciences and Neurological Disorders	71,124	-
Health and Human Services, Department of	Pass-Through	Colorado School of Mines	401419-5802	93.853	Extramural Research Programs in the Neurosciences and Neurological Disorders	6,034	-
Health and Human Services, Department of	Pass-Through	Columbia University	17(GG015970-01)/G15052	93.853	Extramural Research Programs in the Neurosciences and Neurological Disorders	1,731	-
Health and Human Services, Department of	Pass-Through	Columbia University	GG015970-02	93.853	Extramural Research Programs in the Neurosciences and Neurological Disorders	42,570	-
Health and Human Services, Department of	Pass-Through	Duke University	A032127	93.853	Extramural Research Programs in the Neurosciences and Neurological Disorders	64,035	-
Health and Human Services, Department of	Pass-Through	Hennepin Healthcare Research Institute (HHRI)	15186-02	93.853	Extramural Research Programs in the Neurosciences and Neurological Disorders	12,745	-
Health and Human Services, Department of	Pass-Through	Hennepin Healthcare Research Institute (HHRI)	15323-02	93.853	Extramural Research Programs in the Neurosciences and Neurological Disorders	502,012	-
Health and Human Services, Department of	Pass-Through	Houston Methodist Research Institute	AGMT 4553AM1	93.853	Extramural Research Programs in the Neurosciences and Neurological Disorders	27,009	-
Health and Human Services, Department of	Pass-Through	Houston Methodist Research Institute	AGMT00004553	93.853	Extramural Research Programs in the Neurosciences and Neurological Disorders	(20,691)	-
Health and Human Services, Department of	Pass-Through	Kennedy Krieger Institute	Subaward Agreement	93.853	Extramural Research Programs in the Neurosciences and Neurological Disorders	120,524	-
Health and Human Services, Department of	Pass-Through	Michigan State University	RC111114B	93.853	Extramural Research Programs in the Neurosciences and Neurological Disorders	97,251	-
Health and Human Services, Department of	Pass-Through	Michigan State University	RC111996UM	93.853	Extramural Research Programs in the Neurosciences and Neurological Disorders	38,268	-
Health and Human Services, Department of	Pass-Through	Stanford University	62556501-179030	93.853	Extramural Research Programs in the Neurosciences and Neurological Disorders	8,637	-
Health and Human Services, Department of	Pass-Through	Stanford University	62556501-179030	93.853	Extramural Research Programs in the Neurosciences and Neurological Disorders	3,722	-
Health and Human Services, Department of	Pass-Through	The University of Texas Health Science Center at Houston	SA0000224	93.853	Extramural Research Programs in the Neurosciences and Neurological Disorders	95,149	-
Health and Human Services, Department of	Pass-Through	The University of Texas Southwestern Medical Center	GMO 210602 PO000002344	93.853	Extramural Research Programs in the Neurosciences and Neurological Disorders	76,325	-
Health and Human Services, Department of	Pass-Through	The University of Texas Southwestern Medical Center	GMO200206	93.853	Extramural Research Programs in the Neurosciences and Neurological Disorders	(30,537)	-
Health and Human Services, Department of	Pass-Through	Thomas Jefferson University	080-02000-S36701 PO200014209	93.853	Extramural Research Programs in the Neurosciences and Neurological Disorders	15,126	-
Health and Human Services, Department of	Pass-Through	Tufts University	NIH171_Yc	93.853	Extramural Research Programs in the Neurosciences and Neurological Disorders	119,600	-
Health and Human Services, Department of	Pass-Through	University of California - Los Angeles	1580 G UE874	93.853	Extramural Research Programs in the Neurosciences and Neurological Disorders	(58,852)	-
Health and Human Services, Department of	Pass-Through	University of California - San Francisco	11991sc	93.853	Extramural Research Programs in the Neurosciences and Neurological Disorders	(59,296)	-
Health and Human Services, Department of	Pass-Through	University of California - San Francisco	11991sc	93.853	Extramural Research Programs in the Neurosciences and Neurological Disorders	294,057	-
Health and Human Services, Department of	Pass-Through	University of California - San Francisco	11991sc	93.853	Extramural Research Programs in the Neurosciences and Neurological Disorders	71,744	-
Health and Human Services, Department of	Pass-Through	University of California - San Francisco	13027sc	93.853	Extramural Research Programs in the Neurosciences and Neurological Disorders	70,735	-
Health and Human Services, Department of	Pass-Through	University of Cincinnati	011414-Adm- Kleindorfer	93.853	Extramural Research Programs in the Neurosciences and Neurological Disorders	(941)	-
Health and Human Services, Department of	Pass-Through	University of Cincinnati	011414-Adm-Brown	93.853	Extramural Research Programs in the Neurosciences and Neurological Disorders	1,284	-
Health and Human Services, Department of	Pass-Through	University of Cincinnati	011414-Adm-Brown	93.853	Extramural Research Programs in the Neurosciences and Neurological Disorders	23,465	-
Health and Human Services, Department of	Pass-Through	University of Cincinnati	011414-Adm-Kleindorfer	93.853	Extramural Research Programs in the Neurosciences and Neurological Disorders	13,953	-
Health and Human Services, Department of	Pass-Through	University of Cincinnati	012830-002	93.853	Extramural Research Programs in the Neurosciences and Neurological Disorders	151,989	-
Health and Human Services, Department of	Pass-Through	University of Iowa	S00947-02/11246800	93.853	Extramural Research Programs in the Neurosciences and Neurological Disorders	22,386	-
Health and Human Services, Department of	Pass-Through	University of Iowa	S00947-03	93.853	Extramural Research Programs in the Neurosciences and Neurological Disorders	91,758	-
Health and Human Services, Department of	Pass-Through	University of Kansas	FY2021-018	93.853	Extramural Research Programs in the Neurosciences and Neurological Disorders	334,062	-
Health and Human Services, Department of	Pass-Through	University of Minnesota	N004631406	93.853	Extramural Research Programs in the Neurosciences and Neurological Disorders	94,799	-
Health and Human Services, Department of	Pass-Through	University of Pittsburgh	AWD00001302 (135341-1)	93.853	Extramural Research Programs in the Neurosciences and Neurological Disorders	518	-
Health and Human Services, Department of	Pass-Through	University of Pittsburgh Medical Center (UPMC)	AWD00005447 (137546-2)	93.853	Extramural Research Programs in the Neurosciences and Neurological Disorders	34,609	-
Health and Human Services, Department of	Pass-Through	University of Southern California	143784367	93.853	Extramural Research Programs in the Neurosciences and Neurological Disorders	119,969	-
Health and Human Services, Department of	Pass-Through	University of Southern California	PO 50966645	93.853	Extramural Research Programs in the Neurosciences and Neurological Disorders	59,484	-
Health and Human Services, Department of	Pass-Through	University of Southern California	SCON-00001243	93.853	Extramural Research Programs in the Neurosciences and Neurological Disorders	81,600	-

University of Michigan
 Schedule of Expenditures of Federal Awards
 For the Year Ended June 30, 2022

Cluster Title/Federal Grantor/Program	Type	Pass-Through Grantor	Award Identifier	Assistance Listing		Federal Expenditures	Passed-Through to Subrecipients
				Number	Assistance Listing Program Title		
Health and Human Services, Department of	Pass-Through	University of Virginia	GB10094 PO 2167241	93.853	Extramural Research Programs in the Neurosciences and Neurological Disorders	(201)	-
Health and Human Services, Department of	Pass-Through	University of Wisconsin	000000039	93.853	Extramural Research Programs in the Neurosciences and Neurological Disorders	64,678	-
Health and Human Services, Department of	Pass-Through	Vanderbilt University	UNIV59892	93.853	Extramural Research Programs in the Neurosciences and Neurological Disorders	(893)	-
Health and Human Services, Department of	Pass-Through	Wayne State University	WSU19085-A3	93.853	Extramural Research Programs in the Neurosciences and Neurological Disorders	82,776	-
Health and Human Services, Department of	Pass-Through	Wayne State University	WSU21026-A2	93.853	Extramural Research Programs in the Neurosciences and Neurological Disorders	343,344	-
Health and Human Services, Department of	Pass-Through	William Marsh Rice University	R23341	93.853	Extramural Research Programs in the Neurosciences and Neurological Disorders	86,711	-
Health and Human Services, Department of	Pass-Through	Yale University	GR110764 (CON-80002808)	93.853	Extramural Research Programs in the Neurosciences and Neurological Disorders	9,478	-
						\$ 46,718,474	\$ 5,098,339
Health and Human Services, Department of	Direct		1 F31 A1152297-01A1	93.855	Allergy and Infectious Diseases Research	12,216	-
Health and Human Services, Department of	Direct		1 R01 A1150687-01	93.855	Allergy and Infectious Diseases Research	(3,135)	-
Health and Human Services, Department of	Direct		1 R01 A1162787-01A1	93.855	Allergy and Infectious Diseases Research	26,047	-
Health and Human Services, Department of	Direct		1 R01A1160067-01A1	93.855	Allergy and Infectious Diseases Research	105,494	-
Health and Human Services, Department of	Direct		1 R01A1170514 -01	93.855	Allergy and Infectious Diseases Research	7,397	-
Health and Human Services, Department of	Direct		1 R21 A1163425-01A1	93.855	Allergy and Infectious Diseases Research	27,375	-
Health and Human Services, Department of	Direct		1 R21 A1164025-01A1	93.855	Allergy and Infectious Diseases Research	1,745	-
Health and Human Services, Department of	Direct		1 R21 A1168571-01	93.855	Allergy and Infectious Diseases Research	747	-
Health and Human Services, Department of	Direct		1 R21 A1169186-01	93.855	Allergy and Infectious Diseases Research	9,286	-
Health and Human Services, Department of	Direct		1 R21A1163720-01A1	93.855	Allergy and Infectious Diseases Research	1,328	-
Health and Human Services, Department of	Direct		1 R56 A1150660-01A1	93.855	Allergy and Infectious Diseases Research	108,738	-
Health and Human Services, Department of	Direct		1R01A1160706-01A1	93.855	Allergy and Infectious Diseases Research	4,405	-
Health and Human Services, Department of	Direct		2 R01 A1123957-06A1	93.855	Allergy and Infectious Diseases Research	921	-
Health and Human Services, Department of	Direct		2 R13 A1096720-11	93.855	Allergy and Infectious Diseases Research	12,000	-
Health and Human Services, Department of	Direct		2 R56 A116791-06-A1	93.855	Allergy and Infectious Diseases Research	306,836	-
Health and Human Services, Department of	Direct		3 K01 A1141579-03S1	93.855	Allergy and Infectious Diseases Research	27,617	-
Health and Human Services, Department of	Direct		3 R01 A1120997-04S1	93.855	Allergy and Infectious Diseases Research	256,996	164,183
Health and Human Services, Department of	Direct		5 F30 A1136315-04	93.855	Allergy and Infectious Diseases Research	35,955	-
Health and Human Services, Department of	Direct		5 F30 A1145113-02	93.855	Allergy and Infectious Diseases Research	465	-
Health and Human Services, Department of	Direct		5 F31 A1131957-03	93.855	Allergy and Infectious Diseases Research	39	-
Health and Human Services, Department of	Direct		5 F31 A1152365-02	93.855	Allergy and Infectious Diseases Research	47,643	-
Health and Human Services, Department of	Direct		5 F31 A1155047-02	93.855	Allergy and Infectious Diseases Research	41,969	-
Health and Human Services, Department of	Direct		5 F32 A1147527-03	93.855	Allergy and Infectious Diseases Research	69,343	-
Health and Human Services, Department of	Direct		5 F32 A1150027-02	93.855	Allergy and Infectious Diseases Research	41,721	-
Health and Human Services, Department of	Direct		5 K01 A1137123-04	93.855	Allergy and Infectious Diseases Research	91,053	-
Health and Human Services, Department of	Direct		5 K01 A1141579-03	93.855	Allergy and Infectious Diseases Research	72,851	-
Health and Human Services, Department of	Direct		5 K01 A1145080-03	93.855	Allergy and Infectious Diseases Research	87,210	-
Health and Human Services, Department of	Direct		5 K08 A1119182-05	93.855	Allergy and Infectious Diseases Research	61,056	-
Health and Human Services, Department of	Direct		5 K08 A1128006-04	93.855	Allergy and Infectious Diseases Research	18,651	-
Health and Human Services, Department of	Direct		5 K08 A1130362-03	93.855	Allergy and Infectious Diseases Research	(9,567)	-
Health and Human Services, Department of	Direct		5 K22 A1137299-02	93.855	Allergy and Infectious Diseases Research	48,668	-
Health and Human Services, Department of	Direct		5 K23 A1123595-05	93.855	Allergy and Infectious Diseases Research	192,275	-
Health and Human Services, Department of	Direct		5 K99 A1153483-02	93.855	Allergy and Infectious Diseases Research	106,214	-
Health and Human Services, Department of	Direct		5 R01 A1 140133-04	93.855	Allergy and Infectious Diseases Research	769,572	298,339
Health and Human Services, Department of	Direct		5 R01 A1044115-22	93.855	Allergy and Infectious Diseases Research	656,293	-
Health and Human Services, Department of	Direct		5 R01 A1046675-21	93.855	Allergy and Infectious Diseases Research	293,597	-
Health and Human Services, Department of	Direct		5 R01 A1059722-17	93.855	Allergy and Infectious Diseases Research	464,213	-
Health and Human Services, Department of	Direct		5 R01 A1060584-14	93.855	Allergy and Infectious Diseases Research	(13,442)	-
Health and Human Services, Department of	Direct		5 R01 A1064296-15	93.855	Allergy and Infectious Diseases Research	247,185	-
Health and Human Services, Department of	Direct		5 R01 A1071727-15	93.855	Allergy and Infectious Diseases Research	631,504	52,768
Health and Human Services, Department of	Direct		5 R01 A1110780-05	93.855	Allergy and Infectious Diseases Research	2,579	1,593
Health and Human Services, Department of	Direct		5 R01 A1117229-05	93.855	Allergy and Infectious Diseases Research	(589)	-
Health and Human Services, Department of	Direct		5 R01 A1119446-06	93.855	Allergy and Infectious Diseases Research	144,887	-
Health and Human Services, Department of	Direct		5 R01 A1120607 07	93.855	Allergy and Infectious Diseases Research	321,253	-
Health and Human Services, Department of	Direct		5 R01 A1120607-05	93.855	Allergy and Infectious Diseases Research	3,694	-
Health and Human Services, Department of	Direct		5 R01 A1120997-05	93.855	Allergy and Infectious Diseases Research	351,652	293,451
Health and Human Services, Department of	Direct		5 R01 A1121302-05	93.855	Allergy and Infectious Diseases Research	195,859	-
Health and Human Services, Department of	Direct		5 R01 A1123093-04	93.855	Allergy and Infectious Diseases Research	4,049	-
Health and Human Services, Department of	Direct		5 R01 A1123957-04	93.855	Allergy and Infectious Diseases Research	163,345	-
Health and Human Services, Department of	Direct		5 R01 A1125307-05	93.855	Allergy and Infectious Diseases Research	391,103	130,560
Health and Human Services, Department of	Direct		5 R01 A1127070-05	93.855	Allergy and Infectious Diseases Research	70,448	-
Health and Human Services, Department of	Direct		5 R01 A1129958-05	93.855	Allergy and Infectious Diseases Research	651,701	-
Health and Human Services, Department of	Direct		5 R01 A1130025-05	93.855	Allergy and Infectious Diseases Research	109,620	-
Health and Human Services, Department of	Direct		5 R01 A1132372-04	93.855	Allergy and Infectious Diseases Research	348,626	240,532
Health and Human Services, Department of	Direct		5 R01 A1134678-04	93.855	Allergy and Infectious Diseases Research	864,413	-
Health and Human Services, Department of	Direct		5 R01 A1134731-04	93.855	Allergy and Infectious Diseases Research	596,471	176,131
Health and Human Services, Department of	Direct		5 R01 A1134999-04	93.855	Allergy and Infectious Diseases Research	314,739	-
Health and Human Services, Department of	Direct		5 R01 A1136941-04	93.855	Allergy and Infectious Diseases Research	669,329	-
Health and Human Services, Department of	Direct		5 R01 A1136977-04	93.855	Allergy and Infectious Diseases Research	650,579	391,730
Health and Human Services, Department of	Direct		5 R01 A1137085 05	93.855	Allergy and Infectious Diseases Research	423,148	27,312
Health and Human Services, Department of	Direct		5 R01 A1138347-05	93.855	Allergy and Infectious Diseases Research	327,887	-
Health and Human Services, Department of	Direct		5 R01 A1138348-05	93.855	Allergy and Infectious Diseases Research	513,513	-
Health and Human Services, Department of	Direct		5 R01 A1141591-04	93.855	Allergy and Infectious Diseases Research	533,190	284,415

University of Michigan
Schedule of Expenditures of Federal Awards
For the Year Ended June 30, 2022

Cluster Title/Federal Grantor/Program	Type	Pass-Through Grantor	Award Identifier	Assistance Listing		Federal Expenditures	Passed-Through to Subrecipients
				Number	Assistance Listing Program Title		
Health and Human Services, Department of	Direct		5 R01 A1148076-04	93.855	Allergy and Infectious Diseases Research	487,471	153,237
Health and Human Services, Department of	Direct		5 R01 A1148084-04	93.855	Allergy and Infectious Diseases Research	490,409	-
Health and Human Services, Department of	Direct		5 R01 A1148259-03	93.855	Allergy and Infectious Diseases Research	500,171	143,422
Health and Human Services, Department of	Direct		5 R01 A1148289-03	93.855	Allergy and Infectious Diseases Research	525,064	-
Health and Human Services, Department of	Direct		5 R01 A1148371-03	93.855	Allergy and Infectious Diseases Research	670,258	-
Health and Human Services, Department of	Direct		5 R01 A1148383-04	93.855	Allergy and Infectious Diseases Research	863,641	-
Health and Human Services, Department of	Direct		5 R01 A1150897-03	93.855	Allergy and Infectious Diseases Research	705,179	339,585
Health and Human Services, Department of	Direct		5 R01 A1151588-03	93.855	Allergy and Infectious Diseases Research	542,092	69,982
Health and Human Services, Department of	Direct		5 R01 A1152517 03	93.855	Allergy and Infectious Diseases Research	528,061	-
Health and Human Services, Department of	Direct		5 R01 A1154072-03	93.855	Allergy and Infectious Diseases Research	502,352	-
Health and Human Services, Department of	Direct		5 R01 A1155653-02	93.855	Allergy and Infectious Diseases Research	531,155	182,164
Health and Human Services, Department of	Direct		5 R01 A1155678-03	93.855	Allergy and Infectious Diseases Research	632,625	173,209
Health and Human Services, Department of	Direct		5 R01 A1157384-02	93.855	Allergy and Infectious Diseases Research	539,911	-
Health and Human Services, Department of	Direct		5 R01 A133935-05	93.855	Allergy and Infectious Diseases Research	588,853	-
Health and Human Services, Department of	Direct		5 R01 A158543-02	93.855	Allergy and Infectious Diseases Research	383,556	-
Health and Human Services, Department of	Direct		5 R01A1118886-05	93.855	Allergy and Infectious Diseases Research	86,777	-
Health and Human Services, Department of	Direct		5 R01A1120526-07	93.855	Allergy and Infectious Diseases Research	523,963	-
Health and Human Services, Department of	Direct		5 R01A1121156-05	93.855	Allergy and Infectious Diseases Research	(393)	-
Health and Human Services, Department of	Direct		5 R01A1143852-04	93.855	Allergy and Infectious Diseases Research	664,490	18,969
Health and Human Services, Department of	Direct		5 R01A1149669-03	93.855	Allergy and Infectious Diseases Research	702,925	-
Health and Human Services, Department of	Direct		5 R03 A1159298-02	93.855	Allergy and Infectious Diseases Research	54,231	-
Health and Human Services, Department of	Direct		5 R13A1096720 09	93.855	Allergy and Infectious Diseases Research	12,000	-
Health and Human Services, Department of	Direct		5 R2 1A1142144-02	93.855	Allergy and Infectious Diseases Research	86,760	64,455
Health and Human Services, Department of	Direct		5 R21 A1122244-02	93.855	Allergy and Infectious Diseases Research	(556)	-
Health and Human Services, Department of	Direct		5 R21 A1132379-02	93.855	Allergy and Infectious Diseases Research	13,182	-
Health and Human Services, Department of	Direct		5 R21 A1137535-02	93.855	Allergy and Infectious Diseases Research	55,440	30,049
Health and Human Services, Department of	Direct		5 R21 A1138177-02	93.855	Allergy and Infectious Diseases Research	580	-
Health and Human Services, Department of	Direct		5 R21 A1138180-02	93.855	Allergy and Infectious Diseases Research	111,896	-
Health and Human Services, Department of	Direct		5 R21 A1140106-02	93.855	Allergy and Infectious Diseases Research	249,761	-
Health and Human Services, Department of	Direct		5 R21 A1141832-02	93.855	Allergy and Infectious Diseases Research	104,224	-
Health and Human Services, Department of	Direct		5 R21 A1141835-02	93.855	Allergy and Infectious Diseases Research	3,976	-
Health and Human Services, Department of	Direct		5 R21 A1142032-02	93.855	Allergy and Infectious Diseases Research	(4,190)	-
Health and Human Services, Department of	Direct		5 R21 A1142047 - 02	93.855	Allergy and Infectious Diseases Research	101,952	-
Health and Human Services, Department of	Direct		5 R21 A1142073-02	93.855	Allergy and Infectious Diseases Research	27,323	-
Health and Human Services, Department of	Direct		5 R21 A1143276-02	93.855	Allergy and Infectious Diseases Research	60,094	-
Health and Human Services, Department of	Direct		5 R21 A1146659-02	93.855	Allergy and Infectious Diseases Research	140,655	-
Health and Human Services, Department of	Direct		5 R21 A1147155-02	93.855	Allergy and Infectious Diseases Research	111,203	-
Health and Human Services, Department of	Direct		5 R21 A1147677-02	93.855	Allergy and Infectious Diseases Research	220,619	116,057
Health and Human Services, Department of	Direct		5 R21 A1148381-02	93.855	Allergy and Infectious Diseases Research	101,755	-
Health and Human Services, Department of	Direct		5 R21 A1152865-02	93.855	Allergy and Infectious Diseases Research	268,344	-
Health and Human Services, Department of	Direct		5 R21 A1152869-02	93.855	Allergy and Infectious Diseases Research	195,634	-
Health and Human Services, Department of	Direct		5 R21 A1154128-02	93.855	Allergy and Infectious Diseases Research	311,631	-
Health and Human Services, Department of	Direct		5 R21 A1154647-02	93.855	Allergy and Infectious Diseases Research	188,260	34,715
Health and Human Services, Department of	Direct		5 R21 A1155944-02	93.855	Allergy and Infectious Diseases Research	228,437	-
Health and Human Services, Department of	Direct		5 R21 A1159219-02	93.855	Allergy and Infectious Diseases Research	192,651	-
Health and Human Services, Department of	Direct		5 R21 A1159304-02	93.855	Allergy and Infectious Diseases Research	100,652	-
Health and Human Services, Department of	Direct		5 R21 A1160610-02	93.855	Allergy and Infectious Diseases Research	226,614	-
Health and Human Services, Department of	Direct		5 R21 A1163492-02	93.855	Allergy and Infectious Diseases Research	218,816	-
Health and Human Services, Department of	Direct		5 R21 A1164651-02	93.855	Allergy and Infectious Diseases Research	63,708	-
Health and Human Services, Department of	Direct		5 R21A1140449-02	93.855	Allergy and Infectious Diseases Research	(3,608)	-
Health and Human Services, Department of	Direct		5 R33 A1116158-05	93.855	Allergy and Infectious Diseases Research	(826)	-
Health and Human Services, Department of	Direct		5 R33 A1116190-05	93.855	Allergy and Infectious Diseases Research	(62,202)	-
Health and Human Services, Department of	Direct		5 R33 A1127492-04	93.855	Allergy and Infectious Diseases Research	225,564	-
Health and Human Services, Department of	Direct		5 R37A1063331-18	93.855	Allergy and Infectious Diseases Research	332,820	-
Health and Human Services, Department of	Direct		5 U01 A1124255-05	93.855	Allergy and Infectious Diseases Research	(116,469)	-
Health and Human Services, Department of	Direct		5 U19 A1116482-05	93.855	Allergy and Infectious Diseases Research	10	-
Health and Human Services, Department of	Direct		5 UH2 A1128900-02	93.855	Allergy and Infectious Diseases Research	(157)	-
Health and Human Services, Department of	Direct		5 UH2 A1132931-02	93.855	Allergy and Infectious Diseases Research	113,383	17,378
Health and Human Services, Department of	Direct		5 UH3A1128900 05	93.855	Allergy and Infectious Diseases Research	11,505	-
Health and Human Services, Department of	Direct		5 UM1A1144298-04	93.855	Allergy and Infectious Diseases Research	82,324	-
Health and Human Services, Department of	Direct		5R01A1155444-03	93.855	Allergy and Infectious Diseases Research	417,148	-
Health and Human Services, Department of	Direct		5R21 A1148767-02	93.855	Allergy and Infectious Diseases Research	166,724	-
Health and Human Services, Department of	Direct		5R21A1148898-02	93.855	Allergy and Infectious Diseases Research	111,073	-
Health and Human Services, Department of	Direct		T32 A1007413	93.855	Allergy and Infectious Diseases Research	352,267	-
Health and Human Services, Department of	Direct		T32 A1007528	93.855	Allergy and Infectious Diseases Research	384,504	-
Health and Human Services, Department of	Pass-Through	Benaroya Research Institute at Virginia Mason (BRI)	FY20ITN211	93.855	Allergy and Infectious Diseases Research	(1,942)	-
Health and Human Services, Department of	Pass-Through	Benaroya Research Institute at Virginia Mason (BRI)	FY20ITN351	93.855	Allergy and Infectious Diseases Research	725	-
Health and Human Services, Department of	Pass-Through	Benaroya Research Institute at Virginia Mason (BRI)	FY21ITN211	93.855	Allergy and Infectious Diseases Research	67,889	-
Health and Human Services, Department of	Pass-Through	Benaroya Research Institute at Virginia Mason (BRI)	FY21ITN351	93.855	Allergy and Infectious Diseases Research	47,777	-
Health and Human Services, Department of	Pass-Through	Benaroya Research Institute at Virginia Mason (BRI)	FY21ITN431	93.855	Allergy and Infectious Diseases Research	196,191	-
Health and Human Services, Department of	Pass-Through	Benaroya Research Institute at Virginia Mason (BRI)	FY21ITN431	93.855	Allergy and Infectious Diseases Research	117,893	-
Health and Human Services, Department of	Pass-Through	Benaroya Research Institute at Virginia Mason (BRI)	FY22ITN211	93.855	Allergy and Infectious Diseases Research	19,115	-
Health and Human Services, Department of	Pass-Through	Benaroya Research Institute at Virginia Mason (BRI)	FY22ITN351	93.855	Allergy and Infectious Diseases Research	14,372	-
Health and Human Services, Department of	Pass-Through	Colorado State University	G-15193-02	93.855	Allergy and Infectious Diseases Research	46,099	-
Health and Human Services, Department of	Pass-Through	Emory University	A318717	93.855	Allergy and Infectious Diseases Research	(24,610)	-
Health and Human Services, Department of	Pass-Through	Emory University	A513551	93.855	Allergy and Infectious Diseases Research	276,200	-
Health and Human Services, Department of	Pass-Through	Emory University	A526389	93.855	Allergy and Infectious Diseases Research	68,134	-
Health and Human Services, Department of	Pass-Through	Emory University	T939626	93.855	Allergy and Infectious Diseases Research	(1,400)	-

University of Michigan
Schedule of Expenditures of Federal Awards
For the Year Ended June 30, 2022

Cluster Title/Federal Grantor/Program	Type	Pass-Through Grantor	Award Identifier	Assistance Listing		Federal Expenditures	Passed-Through to Subrecipients
				Number	Assistance Listing Program Title		
Health and Human Services, Department of	Pass-Through	George Washington University	22-M16	93.855	Allergy and Infectious Diseases Research	2,354	-
Health and Human Services, Department of	Pass-Through	Henry Ford Health System	B23832UMICH/PO0012903591	93.855	Allergy and Infectious Diseases Research	268,272	-
Health and Human Services, Department of	Pass-Through	Johns Hopkins University	2004030292	93.855	Allergy and Infectious Diseases Research	29,796	-
Health and Human Services, Department of	Pass-Through	Johns Hopkins University	2004765799	93.855	Allergy and Infectious Diseases Research	25,529	-
Health and Human Services, Department of	Pass-Through	Johns Hopkins University	LDR 02	93.855	Allergy and Infectious Diseases Research	17,317	-
Health and Human Services, Department of	Pass-Through	Johns Hopkins University	LDR 02 MOD 03	93.855	Allergy and Infectious Diseases Research	21,199	-
Health and Human Services, Department of	Pass-Through	Johns Hopkins University	LDR 03	93.855	Allergy and Infectious Diseases Research	20,532	-
Health and Human Services, Department of	Pass-Through	Johns Hopkins University	LDR 03 MOD 01	93.855	Allergy and Infectious Diseases Research	12,353	-
Health and Human Services, Department of	Pass-Through	McGill University	PT 86600	93.855	Allergy and Infectious Diseases Research	45,311	-
Health and Human Services, Department of	Pass-Through	Michigan State University	RC107329UM	93.855	Allergy and Infectious Diseases Research	5,792	-
Health and Human Services, Department of	Pass-Through	Northwestern University	60047274 RUM	93.855	Allergy and Infectious Diseases Research	56,123	-
Health and Human Services, Department of	Pass-Through	Rush University Medical Center	18092008-Sub01	93.855	Allergy and Infectious Diseases Research	283,956	-
Health and Human Services, Department of	Pass-Through	Rutgers, The State University of New Jersey	0795	93.855	Allergy and Infectious Diseases Research	(6)	-
Health and Human Services, Department of	Pass-Through	St. Jude Children's Research Hospital	112525020-7932713	93.855	Allergy and Infectious Diseases Research	(36,493)	-
Health and Human Services, Department of	Pass-Through	St. Jude Children's Research Hospital	112525021-7937140	93.855	Allergy and Infectious Diseases Research	(41,969)	-
Health and Human Services, Department of	Pass-Through	St. Jude Children's Research Hospital	112525030-8001519	93.855	Allergy and Infectious Diseases Research	1,004,079	-
Health and Human Services, Department of	Pass-Through	St. Jude Children's Research Hospital	112525031-8003165	93.855	Allergy and Infectious Diseases Research	290,314	-
Health and Human Services, Department of	Pass-Through	St. Jude Children's Research Hospital	112525040-8076984	93.855	Allergy and Infectious Diseases Research	14,560	-
Health and Human Services, Department of	Pass-Through	Sustainable Sciences Institute	F038211	93.855	Allergy and Infectious Diseases Research	(140)	-
Health and Human Services, Department of	Pass-Through	Sustainable Sciences Institute	F038211	93.855	Allergy and Infectious Diseases Research	5,161	-
Health and Human Services, Department of	Pass-Through	The Icahn School of Medicine at Mount Sinai (ISMMS)	0255-B002-4609	93.855	Allergy and Infectious Diseases Research	(308)	-
Health and Human Services, Department of	Pass-Through	The Icahn School of Medicine at Mount Sinai (ISMMS)	0255-B003-4609	93.855	Allergy and Infectious Diseases Research	1,952	-
Health and Human Services, Department of	Pass-Through	Tufts University	NIH121/PO# EP0195361	93.855	Allergy and Infectious Diseases Research	131,016	-
Health and Human Services, Department of	Pass-Through	University of California - Berkeley	00008952	93.855	Allergy and Infectious Diseases Research	(198)	-
Health and Human Services, Department of	Pass-Through	University of California - Berkeley	00010292/PO-BB01333226	93.855	Allergy and Infectious Diseases Research	65,159	-
Health and Human Services, Department of	Pass-Through	University of California - Berkeley	00010422	93.855	Allergy and Infectious Diseases Research	125,611	-
Health and Human Services, Department of	Pass-Through	University of California - Berkeley	00010422/PO BB01420235	93.855	Allergy and Infectious Diseases Research	(3,465)	-
Health and Human Services, Department of	Pass-Through	University of California - Berkeley	00010454/POBB01420521	93.855	Allergy and Infectious Diseases Research	153,808	-
Health and Human Services, Department of	Pass-Through	University of California - Davis	A19-2105-S001	93.855	Allergy and Infectious Diseases Research	16,598	-
Health and Human Services, Department of	Pass-Through	University of California - San Francisco	111025C	93.855	Allergy and Infectious Diseases Research	7,553	-
Health and Human Services, Department of	Pass-Through	University of California - San Francisco	12942sc	93.855	Allergy and Infectious Diseases Research	62,410	-
Health and Human Services, Department of	Pass-Through	University of California - San Francisco	13137sc	93.855	Allergy and Infectious Diseases Research	20,186	-
Health and Human Services, Department of	Pass-Through	University of Chicago	AWD100226 (SUB00000052	93.855	Allergy and Infectious Diseases Research	99,040	-
Health and Human Services, Department of	Pass-Through	University of Florida, The	SUB00001658 - Project P0105695	93.855	Allergy and Infectious Diseases Research	83,248	-
Health and Human Services, Department of	Pass-Through	University of Georgia	SUB00002053	93.855	Allergy and Infectious Diseases Research	157,661	-
Health and Human Services, Department of	Pass-Through	University of Iowa	S02227-01	93.855	Allergy and Infectious Diseases Research	19,876	-
Health and Human Services, Department of	Pass-Through	University of Maryland, College Park	106576-Z0447203	93.855	Allergy and Infectious Diseases Research	6,455	-
Health and Human Services, Department of	Pass-Through	University of Pennsylvania	574524/4145570PO4338198	93.855	Allergy and Infectious Diseases Research	(54,805)	-
Health and Human Services, Department of	Pass-Through	University of Pennsylvania	574524/PO 4669879	93.855	Allergy and Infectious Diseases Research	54,862	-
Health and Human Services, Department of	Pass-Through	University of Pittsburgh	CNVA00050569 (127631-2)	93.855	Allergy and Infectious Diseases Research	56,035	-
Health and Human Services, Department of	Pass-Through	University of Washington	UWSC12201/BPO51323	93.855	Allergy and Infectious Diseases Research	164,056	-
Health and Human Services, Department of	Pass-Through	University of Washington	UWSC12296	93.855	Allergy and Infectious Diseases Research	106,753	-
Health and Human Services, Department of	Pass-Through	University of Washington	UWSC13127	93.855	Allergy and Infectious Diseases Research	94,680	-
Health and Human Services, Department of	Pass-Through	Vanderbilt University	VUMC64255	93.855	Allergy and Infectious Diseases Research	118,370	-
Health and Human Services, Department of	Pass-Through	Vanderbilt University	VUMC67195	93.855	Allergy and Infectious Diseases Research	84,171	-
Health and Human Services, Department of	Pass-Through	VLP Biotech, Inc	R44AI142939	93.855	Allergy and Infectious Diseases Research	139,021	-
Health and Human Services, Department of	Pass-Through	Yale University	GR111609 (CON-80002812)	93.855	Allergy and Infectious Diseases Research	10,792	-
						\$ 33,013,089	\$ 3,404,236
Health and Human Services, Department of	Direct		1 F31 GM137488-01A1	93.859	Biomedical Research and Research Training	47,454	-
Health and Human Services, Department of	Direct		1 F32 GM137465-01	93.859	Biomedical Research and Research Training	7,963	-
Health and Human Services, Department of	Direct		1 K99 GM144735-01	93.859	Biomedical Research and Research Training	42,985	-
Health and Human Services, Department of	Direct		1 R01 GM141086-02	93.859	Biomedical Research and Research Training	239,711	-
Health and Human Services, Department of	Direct		1 R15 GM134389-01	93.859	Biomedical Research and Research Training	92,743	-
Health and Human Services, Department of	Direct		1 R15GM135766-01A1	93.859	Biomedical Research and Research Training	114,354	-
Health and Human Services, Department of	Direct		1 R35 GM139573-02	93.859	Biomedical Research and Research Training	139,142	-
Health and Human Services, Department of	Direct		1 R35 GM144286-01	93.859	Biomedical Research and Research Training	54,812	-
Health and Human Services, Department of	Direct		2 R01 GM093088-09	93.859	Biomedical Research and Research Training	41,189	-
Health and Human Services, Department of	Direct		2 R01 GM114471-07A1	93.859	Biomedical Research and Research Training	70,459	-
Health and Human Services, Department of	Direct		2 R35 GM122506-06	93.859	Biomedical Research and Research Training	77,618	-
Health and Human Services, Department of	Direct		2 T32 GM0008616-21A1	93.859	Biomedical Research and Research Training	164,814	-
Health and Human Services, Department of	Direct		2R25GM086262-14	93.859	Biomedical Research and Research Training	124,632	-
Health and Human Services, Department of	Direct		4 R00 GM128180-03	93.859	Biomedical Research and Research Training	27,762	-
Health and Human Services, Department of	Direct		5 R01 GM111486-05	93.859	Biomedical Research and Research Training	(386)	-
Health and Human Services, Department of	Direct		5 F31 GM131631-03	93.859	Biomedical Research and Research Training	(3,108)	-
Health and Human Services, Department of	Direct		5 F31 GM139291-02	93.859	Biomedical Research and Research Training	52,142	-
Health and Human Services, Department of	Direct		5 F31 GM139387-02	93.859	Biomedical Research and Research Training	(4,583)	-
Health and Human Services, Department of	Direct		5 F31 GM140677-02	93.859	Biomedical Research and Research Training	45,070	-
Health and Human Services, Department of	Direct		5 F32 GM133099-02	93.859	Biomedical Research and Research Training	(4,024)	-
Health and Human Services, Department of	Direct		5 F32 GM136020-03	93.859	Biomedical Research and Research Training	48,498	-
Health and Human Services, Department of	Direct		5 F32 GM136022-02	93.859	Biomedical Research and Research Training	33,955	-
Health and Human Services, Department of	Direct		5 F32 GM137513-02	93.859	Biomedical Research and Research Training	57,664	-
Health and Human Services, Department of	Direct		5 F32 GM137527-02	93.859	Biomedical Research and Research Training	61,483	-
Health and Human Services, Department of	Direct		5 F32 GM140547-02	93.859	Biomedical Research and Research Training	40,047	-
Health and Human Services, Department of	Direct		5 F32 GM140694-02	93.859	Biomedical Research and Research Training	64,727	-
Health and Human Services, Department of	Direct		5 K12 GM111725-05	93.859	Biomedical Research and Research Training	95,641	10,018
Health and Human Services, Department of	Direct		5 K12 GM111725-07	93.859	Biomedical Research and Research Training	609,044	5,023
Health and Human Services, Department of	Direct		5 K23 GM126317-04	93.859	Biomedical Research and Research Training	172,239	-
Health and Human Services, Department of	Direct		5 K99 GM141267-02	93.859	Biomedical Research and Research Training	93,541	-

University of Michigan
 Schedule of Expenditures of Federal Awards
 For the Year Ended June 30, 2022

Cluster Title/Federal Grantor/Program	Type	Pass-Through Grantor	Award Identifier	Assistance Listing		Federal Expenditures	Passed-Through to Subrecipients
				Number	Assistance Listing Program Title		
Health and Human Services, Department of	Direct		5 K99 GM141268-02	93.859	Biomedical Research and Research Training	88,405	-
Health and Human Services, Department of	Direct		5 K99GM141365-02	93.859	Biomedical Research and Research Training	84,709	-
Health and Human Services, Department of	Direct		5 R00 GM127757-05	93.859	Biomedical Research and Research Training	274,712	-
Health and Human Services, Department of	Direct		5 R01 GM024872-42	93.859	Biomedical Research and Research Training	(321)	-
Health and Human Services, Department of	Direct		5 R01 GM024872-45S1	93.859	Biomedical Research and Research Training	675,307	-
Health and Human Services, Department of	Direct		5 R01 GM056398 23	93.859	Biomedical Research and Research Training	337,305	-
Health and Human Services, Department of	Direct		5 R01 GM060518-15	93.859	Biomedical Research and Research Training	336,819	-
Health and Human Services, Department of	Direct		5 R01 GM062261-23	93.859	Biomedical Research and Research Training	582,111	8,034
Health and Human Services, Department of	Direct		5 R01 GM077430 16	93.859	Biomedical Research and Research Training	686,103	23,760
Health and Human Services, Department of	Direct		5 R01 GM086596-11	93.859	Biomedical Research and Research Training	342,218	-
Health and Human Services, Department of	Direct		5 R01 GM086610-10	93.859	Biomedical Research and Research Training	(6,285)	-
Health and Human Services, Department of	Direct		5 R01 GM088242 14	93.859	Biomedical Research and Research Training	229,374	86,669
Health and Human Services, Department of	Direct		5 R01 GM093088-11	93.859	Biomedical Research and Research Training	84,540	-
Health and Human Services, Department of	Direct		5 R01 GM094231 12	93.859	Biomedical Research and Research Training	461,747	-
Health and Human Services, Department of	Direct		5 R01 GM095832-08	93.859	Biomedical Research and Research Training	17,346	-
Health and Human Services, Department of	Direct		5 R01 GM095832-10	93.859	Biomedical Research and Research Training	456,930	-
Health and Human Services, Department of	Direct		5 R01 GM098578-08	93.859	Biomedical Research and Research Training	52,828	-
Health and Human Services, Department of	Direct		5 R01 GM101171-09	93.859	Biomedical Research and Research Training	307,336	-
Health and Human Services, Department of	Direct		5 R01 GM103232-06	93.859	Biomedical Research and Research Training	(47)	-
Health and Human Services, Department of	Direct		5 R01 GM110052-09	93.859	Biomedical Research and Research Training	297,510	-
Health and Human Services, Department of	Direct		5 R01 GM111293 07	93.859	Biomedical Research and Research Training	461,144	-
Health and Human Services, Department of	Direct		5 R01 GM111400-04	93.859	Biomedical Research and Research Training	(310)	-
Health and Human Services, Department of	Direct		5 R01 GM111997-05	93.859	Biomedical Research and Research Training	(12)	-
Health and Human Services, Department of	Direct		5 R01 GM112794-05	93.859	Biomedical Research and Research Training	(2,353)	-
Health and Human Services, Department of	Direct		5 R01 GM112794-08	93.859	Biomedical Research and Research Training	251,891	-
Health and Human Services, Department of	Direct		5 R01 GM115598-05	93.859	Biomedical Research and Research Training	(680)	-
Health and Human Services, Department of	Direct		5 R01 GM117141-06	93.859	Biomedical Research and Research Training	21,795	-
Health and Human Services, Department of	Direct		5 R01 GM118475-05	93.859	Biomedical Research and Research Training	61,148	-
Health and Human Services, Department of	Direct		5 R01 GM118644-05	93.859	Biomedical Research and Research Training	175,309	-
Health and Human Services, Department of	Direct		5 R01 GM118647-04	93.859	Biomedical Research and Research Training	(2,910)	-
Health and Human Services, Department of	Direct		5 R01 GM118651-07	93.859	Biomedical Research and Research Training	380,838	-
Health and Human Services, Department of	Direct		5 R01 GM120056-05	93.859	Biomedical Research and Research Training	353,592	-
Health and Human Services, Department of	Direct		5 R01 GM120094-05	93.859	Biomedical Research and Research Training	224,862	-
Health and Human Services, Department of	Direct		5 R01 GM120142-06	93.859	Biomedical Research and Research Training	148,481	-
Health and Human Services, Department of	Direct		5 R01 GM120767-14	93.859	Biomedical Research and Research Training	(43,544)	-
Health and Human Services, Department of	Direct		5 R01 GM121656-04	93.859	Biomedical Research and Research Training	83,379	16,533
Health and Human Services, Department of	Direct		5 R01 GM121919-05	93.859	Biomedical Research and Research Training	249,959	-
Health and Human Services, Department of	Direct		5 R01 GM122434-04	93.859	Biomedical Research and Research Training	22,060	-
Health and Human Services, Department of	Direct		5 R01 GM124030-04	93.859	Biomedical Research and Research Training	359,452	-
Health and Human Services, Department of	Direct		5 R01 GM124061-05	93.859	Biomedical Research and Research Training	224,145	123,288
Health and Human Services, Department of	Direct		5 R01 GM124174-04	93.859	Biomedical Research and Research Training	170,379	-
Health and Human Services, Department of	Direct		5 R01 GM124248-04	93.859	Biomedical Research and Research Training	63,061	-
Health and Human Services, Department of	Direct		5 R01 GM124251-04	93.859	Biomedical Research and Research Training	198,680	126,008
Health and Human Services, Department of	Direct		5 R01 GM124283-04	93.859	Biomedical Research and Research Training	298,997	-
Health and Human Services, Department of	Direct		5 R01 GM124571-04	93.859	Biomedical Research and Research Training	199,201	-
Health and Human Services, Department of	Direct		5 R01 GM127367-05	93.859	Biomedical Research and Research Training	536,326	-
Health and Human Services, Department of	Direct		5 R01 GM127774-04	93.859	Biomedical Research and Research Training	587,014	1,555
Health and Human Services, Department of	Direct		5 R01 GM12778-04	93.859	Biomedical Research and Research Training	623,690	-
Health and Human Services, Department of	Direct		5 R01 GM129123-05	93.859	Biomedical Research and Research Training	459,314	-
Health and Human Services, Department of	Direct		5 R01 GM129255-04	93.859	Biomedical Research and Research Training	239,296	3,178
Health and Human Services, Department of	Direct		5 R01 GM129347-04	93.859	Biomedical Research and Research Training	240,809	-
Health and Human Services, Department of	Direct		5 R01 GM130763-04	93.859	Biomedical Research and Research Training	412,755	-
Health and Human Services, Department of	Direct		5 R01 GM133858-02	93.859	Biomedical Research and Research Training	188,584	-
Health and Human Services, Department of	Direct		5 R01 GM133873-04	93.859	Biomedical Research and Research Training	385,205	-
Health and Human Services, Department of	Direct		5 R01 GM135252-04	93.859	Biomedical Research and Research Training	461,978	-
Health and Human Services, Department of	Direct		5 R01 GM135346-03	93.859	Biomedical Research and Research Training	147,548	-
Health and Human Services, Department of	Direct		5 R01 GM136822-03	93.859	Biomedical Research and Research Training	202,598	-
Health and Human Services, Department of	Direct		5 R01 GM137577-03	93.859	Biomedical Research and Research Training	433,758	-
Health and Human Services, Department of	Direct		5 R01 GM138620-03	93.859	Biomedical Research and Research Training	363,280	-
Health and Human Services, Department of	Direct		5 R01 GM139823-02	93.859	Biomedical Research and Research Training	227,094	-
Health and Human Services, Department of	Direct		5 R01 GM139842 03	93.859	Biomedical Research and Research Training	394,660	-
Health and Human Services, Department of	Direct		5 R01 GM139916-02	93.859	Biomedical Research and Research Training	236,944	-
Health and Human Services, Department of	Direct		5 R01 GM139926-02	93.859	Biomedical Research and Research Training	229,890	46,296
Health and Human Services, Department of	Direct		5 R01 GM140135-03	93.859	Biomedical Research and Research Training	438,843	-
Health and Human Services, Department of	Direct		5 R01 GM141340-02	93.859	Biomedical Research and Research Training	241,498	-
Health and Human Services, Department of	Direct		5 R01 GM143182-02	93.859	Biomedical Research and Research Training	206,602	84,828
Health and Human Services, Department of	Direct		5 R01 GM143938 03	93.859	Biomedical Research and Research Training	157,366	-
Health and Human Services, Department of	Direct		5 R01 GM144960-02	93.859	Biomedical Research and Research Training	172,475	-
Health and Human Services, Department of	Direct		5 R01GM062357-17	93.859	Biomedical Research and Research Training	(1,244)	-
Health and Human Services, Department of	Direct		5 R01GM065372-13	93.859	Biomedical Research and Research Training	208,638	-
Health and Human Services, Department of	Direct		5 R01GM086610-13	93.859	Biomedical Research and Research Training	496,158	-
Health and Human Services, Department of	Direct		5 R01GM103894-09	93.859	Biomedical Research and Research Training	322,578	-
Health and Human Services, Department of	Direct		5 R01GM117425-06	93.859	Biomedical Research and Research Training	11,202	-
Health and Human Services, Department of	Direct		5 R01GM120110-06	93.859	Biomedical Research and Research Training	369,508	-
Health and Human Services, Department of	Direct		5 R01GM122434-06	93.859	Biomedical Research and Research Training	312,217	-
Health and Human Services, Department of	Direct		5 R01-GM125881-04	93.859	Biomedical Research and Research Training	54,665	-
Health and Human Services, Department of	Direct		5 R01GM130997-04	93.859	Biomedical Research and Research Training	328,692	100,130
Health and Human Services, Department of	Direct		5 R01GM132342-03	93.859	Biomedical Research and Research Training	284,867	-

University of Michigan
 Schedule of Expenditures of Federal Awards
 For the Year Ended June 30, 2022

Cluster Title/Federal Grantor/Program	Type	Pass-Through Grantor	Award Identifier	Assistance Listing		Federal Expenditures	Passed-Through to Subrecipients
				Number	Assistance Listing Program Title		
Health and Human Services, Department of	Direct		5 R13 GM117845-03	93.859	Biomedical Research and Research Training	10,324	5,709
Health and Human Services, Department of	Direct		5 R21 GM128022 02	93.859	Biomedical Research and Research Training	58,461	-
Health and Human Services, Department of	Direct		5 R21 GM134157-02	93.859	Biomedical Research and Research Training	114,562	-
Health and Human Services, Department of	Direct		5 R21 GM140359-02	93.859	Biomedical Research and Research Training	269,533	-
Health and Human Services, Department of	Direct		5 R21 GM143521 02	93.859	Biomedical Research and Research Training	121,348	-
Health and Human Services, Department of	Direct		5 R21GM134285-02	93.859	Biomedical Research and Research Training	21,710	11,223
Health and Human Services, Department of	Direct		5 R25 GM086262-13	93.859	Biomedical Research and Research Training	271,314	-
Health and Human Services, Department of	Direct		5 R25 GM137361 02	93.859	Biomedical Research and Research Training	93,645	-
Health and Human Services, Department of	Direct		5 R35 GM118073-07	93.859	Biomedical Research and Research Training	211,916	-
Health and Human Services, Department of	Direct		5 R35 GM118101-05	93.859	Biomedical Research and Research Training	(3,605)	-
Health and Human Services, Department of	Direct		5 R35 GM118101-07	93.859	Biomedical Research and Research Training	450,849	-
Health and Human Services, Department of	Direct		5 R35 GM118133-07	93.859	Biomedical Research and Research Training	469,931	-
Health and Human Services, Department of	Direct		5 R35 GM119688-05	93.859	Biomedical Research and Research Training	50,982	-
Health and Human Services, Department of	Direct		5 R35 GM122506-05	93.859	Biomedical Research and Research Training	519,102	-
Health and Human Services, Department of	Direct		5 R35 GM124875-05	93.859	Biomedical Research and Research Training	435,207	-
Health and Human Services, Department of	Direct		5 R35 GM124880-05	93.859	Biomedical Research and Research Training	604,028	-
Health and Human Services, Department of	Direct		5 R35 GM126917-05	93.859	Biomedical Research and Research Training	324,025	-
Health and Human Services, Department of	Direct		5 R35 GM127303-05	93.859	Biomedical Research and Research Training	582,012	-
Health and Human Services, Department of	Direct		5 R35 GM128592-05	93.859	Biomedical Research and Research Training	384,269	-
Health and Human Services, Department of	Direct		5 R35 GM128637-05	93.859	Biomedical Research and Research Training	367,556	-
Health and Human Services, Department of	Direct		5 R35 GM128768-05	93.859	Biomedical Research and Research Training	427,532	-
Health and Human Services, Department of	Direct		5 R35 GM128819-05	93.859	Biomedical Research and Research Training	276,136	-
Health and Human Services, Department of	Direct		5 R35 GM128830-05	93.859	Biomedical Research and Research Training	303,071	-
Health and Human Services, Department of	Direct		5 R35 GM128836-05	93.859	Biomedical Research and Research Training	607,991	-
Health and Human Services, Department of	Direct		5 R35 GM130292 04	93.859	Biomedical Research and Research Training	527,994	-
Health and Human Services, Department of	Direct		5 R35 GM130331-04	93.859	Biomedical Research and Research Training	571,646	-
Health and Human Services, Department of	Direct		5 R35 GM130587-04	93.859	Biomedical Research and Research Training	976,948	-
Health and Human Services, Department of	Direct		5 R35 GM131720-04	93.859	Biomedical Research and Research Training	436,610	782
Health and Human Services, Department of	Direct		5 R35 GM131744-04	93.859	Biomedical Research and Research Training	790,573	-
Health and Human Services, Department of	Direct		5 R35 GM131772-04	93.859	Biomedical Research and Research Training	353,650	-
Health and Human Services, Department of	Direct		5 R35 GM131835 04	93.859	Biomedical Research and Research Training	564,597	65,172
Health and Human Services, Department of	Direct		5 R35 GM131919-04	93.859	Biomedical Research and Research Training	1,010,279	-
Health and Human Services, Department of	Direct		5 R35 GM131922-04	93.859	Biomedical Research and Research Training	786,859	-
Health and Human Services, Department of	Direct		5 R35 GM133325-04	93.859	Biomedical Research and Research Training	470,521	-
Health and Human Services, Department of	Direct		5 R35 GM133346-04	93.859	Biomedical Research and Research Training	303,875	-
Health and Human Services, Department of	Direct		5 R35 GM136300-03	93.859	Biomedical Research and Research Training	379,774	-
Health and Human Services, Department of	Direct		5 R35 GM136312-03	93.859	Biomedical Research and Research Training	618,841	-
Health and Human Services, Department of	Direct		5 R35 GM136332-03	93.859	Biomedical Research and Research Training	278,297	-
Health and Human Services, Department of	Direct		5 R35 GM136341-03	93.859	Biomedical Research and Research Training	456,562	-
Health and Human Services, Department of	Direct		5 R35 GM136356-03	93.859	Biomedical Research and Research Training	330,314	-
Health and Human Services, Department of	Direct		5 R35 GM136360-03	93.859	Biomedical Research and Research Training	237,348	-
Health and Human Services, Department of	Direct		5 R35 GM136422-02	93.859	Biomedical Research and Research Training	153,916	-
Health and Human Services, Department of	Direct		5 R35 GM137795-03	93.859	Biomedical Research and Research Training	361,373	-
Health and Human Services, Department of	Direct		5 R35 GM137832-02	93.859	Biomedical Research and Research Training	405,219	-
Health and Human Services, Department of	Direct		5 R35 GM138121-03	93.859	Biomedical Research and Research Training	397,280	-
Health and Human Services, Department of	Direct		5 R35 GM138271-03	93.859	Biomedical Research and Research Training	258,595	-
Health and Human Services, Department of	Direct		5 R35 GM138279-03	93.859	Biomedical Research and Research Training	241,743	-
Health and Human Services, Department of	Direct		5 R35 GM138346-03	93.859	Biomedical Research and Research Training	362,368	-
Health and Human Services, Department of	Direct		5 R35 GM139484-02	93.859	Biomedical Research and Research Training	545,794	-
Health and Human Services, Department of	Direct		5 R35 GM142561 02	93.859	Biomedical Research and Research Training	311,832	-
Health and Human Services, Department of	Direct		5 R35GM118073-05	93.859	Biomedical Research and Research Training	(2,817)	-
Health and Human Services, Department of	Direct		5 R35GM118133-05	93.859	Biomedical Research and Research Training	(8,122)	-
Health and Human Services, Department of	Direct		5 R35GM126983-05	93.859	Biomedical Research and Research Training	556,752	-
Health and Human Services, Department of	Direct		5 R35GM130183-04	93.859	Biomedical Research and Research Training	513,840	-
Health and Human Services, Department of	Direct		5 R35GM133737-04	93.859	Biomedical Research and Research Training	508,089	-
Health and Human Services, Department of	Direct		5 R35GM136441-03	93.859	Biomedical Research and Research Training	444,469	-
Health and Human Services, Department of	Direct		5 R35GM137833-03	93.859	Biomedical Research and Research Training	423,552	-
Health and Human Services, Department of	Direct		5 R35GM141758-02	93.859	Biomedical Research and Research Training	518,812	-
Health and Human Services, Department of	Direct		5 R37 GM039451-35	93.859	Biomedical Research and Research Training	320,541	-
Health and Human Services, Department of	Direct		5 R37 GM076343-18	93.859	Biomedical Research and Research Training	434,207	-
Health and Human Services, Department of	Direct		5 U01 GM110712-05	93.859	Biomedical Research and Research Training	(1,021)	-
Health and Human Services, Department of	Direct		5 U54 A1150470-10	93.859	Biomedical Research and Research Training	5,019,029	3,643,075
Health and Human Services, Department of	Direct		T32 GM007315	93.859	Biomedical Research and Research Training	738,113	-
Health and Human Services, Department of	Direct		T32 GM007544	93.859	Biomedical Research and Research Training	507,323	-
Health and Human Services, Department of	Direct		T32 GM007863	93.859	Biomedical Research and Research Training	1,391,493	-
Health and Human Services, Department of	Direct		T32 GM008322	93.859	Biomedical Research and Research Training	(44,823)	-
Health and Human Services, Department of	Direct		T32 GM008353	93.859	Biomedical Research and Research Training	529,639	-
Health and Human Services, Department of	Direct		T32 GM008616	93.859	Biomedical Research and Research Training	(441)	-
Health and Human Services, Department of	Direct		T32 GM070449	93.859	Biomedical Research and Research Training	(138,876)	-
Health and Human Services, Department of	Direct		T32 GM103730	93.859	Biomedical Research and Research Training	144,432	-
Health and Human Services, Department of	Direct		T32 GM113900	93.859	Biomedical Research and Research Training	(40,166)	-
Health and Human Services, Department of	Direct		T32 GM132046	93.859	Biomedical Research and Research Training	437,164	-
Health and Human Services, Department of	Direct		T32 GM140223	93.859	Biomedical Research and Research Training	769,149	-
Health and Human Services, Department of	Direct		T32 GM141746	93.859	Biomedical Research and Research Training	522,216	-
Health and Human Services, Department of	Direct		T32 GM141840	93.859	Biomedical Research and Research Training	290,699	-
Health and Human Services, Department of	Pass-Through	ArchieMD, Inc.	Research Agreement	93.859	Biomedical Research and Research Training	43,827	-
Health and Human Services, Department of	Pass-Through	Georgia Institute of Technology	AWD-101737-G1	93.859	Biomedical Research and Research Training	33,807	-
Health and Human Services, Department of	Pass-Through	Ohio State University, The	SPC 1000004178 / GR 120331	93.859	Biomedical Research and Research Training	75,516	-

University of Michigan
 Schedule of Expenditures of Federal Awards
 For the Year Ended June 30, 2022

Cluster Title/Federal Grantor/Program	Type	Pass-Through Grantor	Award Identifier	Assistance Listing		Federal Expenditures	Passed-Through to Subrecipients
				Number	Assistance Listing Program Title		
Health and Human Services, Department of	Pass-Through	Scripps Research Institute, The	5-54651	93.859	Biomedical Research and Research Training	81,785	-
Health and Human Services, Department of	Pass-Through	The University of Texas Southwestern Medical Center	GM0211002 P00000002086	93.859	Biomedical Research and Research Training	(6,341)	-
Health and Human Services, Department of	Pass-Through	Tufts University	NH9022	93.859	Biomedical Research and Research Training	4,320	-
Health and Human Services, Department of	Pass-Through	University of Chicago	AWD100944 (SUB00000256)	93.859	Biomedical Research and Research Training	62,126	-
Health and Human Services, Department of	Pass-Through	University of Chicago	FP066905-A (5200578601-5)	93.859	Biomedical Research and Research Training	83,033	-
Health and Human Services, Department of	Pass-Through	University of Colorado-Denver/Anschutz Medical Campus	FY20.1022.001	93.859	Biomedical Research and Research Training	(5,999)	-
Health and Human Services, Department of	Pass-Through	University of Colorado-Denver/Anschutz Medical Campus	FY20.1022.001/1001521093	93.859	Biomedical Research and Research Training	89,161	-
Health and Human Services, Department of	Pass-Through	University of Illinois-Urbana-Champaign	084206-16671	93.859	Biomedical Research and Research Training	173,792	-
Health and Human Services, Department of	Pass-Through	University of Illinois-Urbana-Champaign	101639-18156	93.859	Biomedical Research and Research Training	66,112	-
Health and Human Services, Department of	Pass-Through	University of Maryland, Baltimore (UMB)	HHS00022-01	93.859	Biomedical Research and Research Training	219,467	-
Health and Human Services, Department of	Pass-Through	University of North Carolina at Chapel Hill	5120293	93.859	Biomedical Research and Research Training	26,189	-
Health and Human Services, Department of	Pass-Through	University of Virginia	GB10847.P0#2328661	93.859	Biomedical Research and Research Training	148,739	-
Health and Human Services, Department of	Pass-Through	University of Wisconsin	0000001273	93.859	Biomedical Research and Research Training	2,557	-
Health and Human Services, Department of	Pass-Through	University of Wisconsin	0000001409	93.859	Biomedical Research and Research Training	139,215	-
						\$ 55,964,963	\$ 4,361,281
Health and Human Services, Department of	Direct		1 DP2 HD091949-01	93.865	Child Health and Human Development Extramural Research	(51,033)	-
Health and Human Services, Department of	Direct		1 F30 HD105324-01A1	93.865	Child Health and Human Development Extramural Research	4,969	-
Health and Human Services, Department of	Direct		1 F31 HD103430-01	93.865	Child Health and Human Development Extramural Research	38,358	-
Health and Human Services, Department of	Direct		1 R01 HD104676-01A1	93.865	Child Health and Human Development Extramural Research	300,595	-
Health and Human Services, Department of	Direct		1 R01 HD108021-01	93.865	Child Health and Human Development Extramural Research	311,070	4,750
Health and Human Services, Department of	Direct		1 R01 HD108176-01	93.865	Child Health and Human Development Extramural Research	6,252	-
Health and Human Services, Department of	Direct		1 R03 HD098705-02	93.865	Child Health and Human Development Extramural Research	51,524	-
Health and Human Services, Department of	Direct		1 R03 HD098706-02	93.865	Child Health and Human Development Extramural Research	68,508	-
Health and Human Services, Department of	Direct		1 R03 HD102472-01A1	93.865	Child Health and Human Development Extramural Research	8,956	-
Health and Human Services, Department of	Direct		1 R03 HD104901-01A1	93.865	Child Health and Human Development Extramural Research	14,440	-
Health and Human Services, Department of	Direct		1 R21 HD104993-01A1	93.865	Child Health and Human Development Extramural Research	55,340	-
Health and Human Services, Department of	Direct		1 R21 HD105914-01Q	93.865	Child Health and Human Development Extramural Research	88,260	-
Health and Human Services, Department of	Direct		1 R21 HD108508-01	93.865	Child Health and Human Development Extramural Research	16,928	-
Health and Human Services, Department of	Direct		4 R37 HD034860 26	93.865	Child Health and Human Development Extramural Research	25,027	-
Health and Human Services, Department of	Direct		5 F30 HD088055-04	93.865	Child Health and Human Development Extramural Research	(8,386)	-
Health and Human Services, Department of	Direct		5 F30 HD097961-03	93.865	Child Health and Human Development Extramural Research	(20,905)	-
Health and Human Services, Department of	Direct		5 F30 HD100163-04	93.865	Child Health and Human Development Extramural Research	45,489	-
Health and Human Services, Department of	Direct		5 F31 HD097830-04	93.865	Child Health and Human Development Extramural Research	29,594	-
Health and Human Services, Department of	Direct		5 F31 HD098779-03	93.865	Child Health and Human Development Extramural Research	38,692	-
Health and Human Services, Department of	Direct		5 F31 HD098804-03	93.865	Child Health and Human Development Extramural Research	13,965	-
Health and Human Services, Department of	Direct		5 F31 HD098870-02	93.865	Child Health and Human Development Extramural Research	2,801	-
Health and Human Services, Department of	Direct		5 F31 HD100069-03	93.865	Child Health and Human Development Extramural Research	39,932	-
Health and Human Services, Department of	Direct		5 F31 HD100124-03	93.865	Child Health and Human Development Extramural Research	43,569	-
Health and Human Services, Department of	Direct		5 F31 HD102122-03	93.865	Child Health and Human Development Extramural Research	43,569	-
Health and Human Services, Department of	Direct		5 F31 HD102160-02	93.865	Child Health and Human Development Extramural Research	38,542	-
Health and Human Services, Department of	Direct		5 F31 HD104339-02	93.865	Child Health and Human Development Extramural Research	50,605	-
Health and Human Services, Department of	Direct		5 F31 HD106626-02	93.865	Child Health and Human Development Extramural Research	38,735	-
Health and Human Services, Department of	Direct		5 F32 HD100286-02	93.865	Child Health and Human Development Extramural Research	5,392	-
Health and Human Services, Department of	Direct		5 F32 HD105375-02	93.865	Child Health and Human Development Extramural Research	65,526	-
Health and Human Services, Department of	Direct		5 F32 HD105386-02	93.865	Child Health and Human Development Extramural Research	66,589	-
Health and Human Services, Department of	Direct		5 K12 HD028820-30	93.865	Child Health and Human Development Extramural Research	420,462	-
Health and Human Services, Department of	Direct		5 K23 HD084744-05	93.865	Child Health and Human Development Extramural Research	132,256	-
Health and Human Services, Department of	Direct		5 K23 HD092626-05	93.865	Child Health and Human Development Extramural Research	114,243	-
Health and Human Services, Department of	Direct		5 K23 HD093815-03	93.865	Child Health and Human Development Extramural Research	1,639	-
Health and Human Services, Department of	Direct		5 K23 HD099283 03	93.865	Child Health and Human Development Extramural Research	140,908	-
Health and Human Services, Department of	Direct		5 P01 HD087155-05	93.865	Child Health and Human Development Extramural Research	248,450	-
Health and Human Services, Department of	Direct		5 P2C HD041028-20	93.865	Child Health and Human Development Extramural Research	549,837	-
Health and Human Services, Department of	Direct		5 R00 HD084758-05	93.865	Child Health and Human Development Extramural Research	(992)	-
Health and Human Services, Department of	Direct		5 R01 DK041469-21	93.865	Child Health and Human Development Extramural Research	400,787	-
Health and Human Services, Department of	Direct		5 R01 HD015434-38	93.865	Child Health and Human Development Extramural Research	654,819	-
Health and Human Services, Department of	Direct		5 R01 HD034283-25	93.865	Child Health and Human Development Extramural Research	260,843	-
Health and Human Services, Department of	Direct		5 R01 HD052646-14	93.865	Child Health and Human Development Extramural Research	817,176	-
Health and Human Services, Department of	Direct		5 R01 HD069609-12	93.865	Child Health and Human Development Extramural Research	1,365,623	-
Health and Human Services, Department of	Direct		5 R01 HD069702-11	93.865	Child Health and Human Development Extramural Research	44,513	-
Health and Human Services, Department of	Direct		5 R01 HD075806-05	93.865	Child Health and Human Development Extramural Research	(3,389)	-
Health and Human Services, Department of	Direct		5 R01 HD082122-05	93.865	Child Health and Human Development Extramural Research	105,326	106,740
Health and Human Services, Department of	Direct		5 R01 HD084526-06	93.865	Child Health and Human Development Extramural Research	104,185	-
Health and Human Services, Department of	Direct		5 R01 HD084633-05	93.865	Child Health and Human Development Extramural Research	516,635	161,741
Health and Human Services, Department of	Direct		5 R01 HD084652-05	93.865	Child Health and Human Development Extramural Research	139,218	50,009
Health and Human Services, Department of	Direct		5 R01 HD085233-05	93.865	Child Health and Human Development Extramural Research	245,594	156,847
Health and Human Services, Department of	Direct		5 R01 HD086583-05	93.865	Child Health and Human Development Extramural Research	477,284	168,333
Health and Human Services, Department of	Direct		5 R01 HD088506-05	93.865	Child Health and Human Development Extramural Research	275,446	124,050
Health and Human Services, Department of	Direct		5 R01 HD088521-05	93.865	Child Health and Human Development Extramural Research	69,438	-
Health and Human Services, Department of	Direct		5 R01 HD088638-05	93.865	Child Health and Human Development Extramural Research	576,121	175,596
Health and Human Services, Department of	Direct		5 R01 HD088712-05	93.865	Child Health and Human Development Extramural Research	441,129	29,897
Health and Human Services, Department of	Direct		5 R01 HD092498-05	93.865	Child Health and Human Development Extramural Research	390,348	-
Health and Human Services, Department of	Direct		5 R01 HD093450-05	93.865	Child Health and Human Development Extramural Research	642,497	371,567
Health and Human Services, Department of	Direct		5 R01 HD093570-03	93.865	Child Health and Human Development Extramural Research	273,350	-
Health and Human Services, Department of	Direct		5 R01 HD093611-04	93.865	Child Health and Human Development Extramural Research	580,774	117,554
Health and Human Services, Department of	Direct		5 R01 HD093733-05	93.865	Child Health and Human Development Extramural Research	492,171	-
Health and Human Services, Department of	Direct		5 R01 HD094736-05	93.865	Child Health and Human Development Extramural Research	480,209	-
Health and Human Services, Department of	Direct		5 R01 HD094772-05	93.865	Child Health and Human Development Extramural Research	585,307	-
Health and Human Services, Department of	Direct		5 R01 HD094954-03	93.865	Child Health and Human Development Extramural Research	187,713	-

University of Michigan
 Schedule of Expenditures of Federal Awards
 For the Year Ended June 30, 2022

Cluster Title/Federal Grantor/Program	Type	Pass-Through Grantor	Award Identifier	Assistance Listing		Federal Expenditures	Passed-Through to Subrecipients
				Number	Assistance Listing Program Title		
Health and Human Services, Department of	Direct		5 R01 HD095053-02	93.865	Child Health and Human Development Extramural Research	15,672	11,223
Health and Human Services, Department of	Direct		5 R01 HD095463-05	93.865	Child Health and Human Development Extramural Research	609,612	-
Health and Human Services, Department of	Direct		5 R01 HD095920-05	93.865	Child Health and Human Development Extramural Research	1,219,059	-
Health and Human Services, Department of	Direct		5 R01 HD096277-05	93.865	Child Health and Human Development Extramural Research	433,469	128,142
Health and Human Services, Department of	Direct		5 R01 HD097096-04	93.865	Child Health and Human Development Extramural Research	458,882	-
Health and Human Services, Department of	Direct		5 R01 HD097107-04	93.865	Child Health and Human Development Extramural Research	432,057	1,245
Health and Human Services, Department of	Direct		5 R01 HD098233-04	93.865	Child Health and Human Development Extramural Research	648,197	-
Health and Human Services, Department of	Direct		5 R01 HD099135-03	93.865	Child Health and Human Development Extramural Research	722,065	41,513
Health and Human Services, Department of	Direct		5 R01 HD099402-03	93.865	Child Health and Human Development Extramural Research	390,851	-
Health and Human Services, Department of	Direct		5 R01 HD100438-03	93.865	Child Health and Human Development Extramural Research	992,534	461,870
Health and Human Services, Department of	Direct		5 R01 HD101522-02	93.865	Child Health and Human Development Extramural Research	277,308	3,819
Health and Human Services, Department of	Direct		5 R01 HD102337-02	93.865	Child Health and Human Development Extramural Research	436,914	126,862
Health and Human Services, Department of	Direct		5 R01 HD102370-02	93.865	Child Health and Human Development Extramural Research	352,614	-
Health and Human Services, Department of	Direct		5 R01 HD102382-02	93.865	Child Health and Human Development Extramural Research	284,369	-
Health and Human Services, Department of	Direct		5 R01 HD103603-02	93.865	Child Health and Human Development Extramural Research	314,920	-
Health and Human Services, Department of	Direct		5 R01 HD103620-02	93.865	Child Health and Human Development Extramural Research	1,810,416	-
Health and Human Services, Department of	Direct		5 R01 HD103699-02	93.865	Child Health and Human Development Extramural Research	520,694	-
Health and Human Services, Department of	Direct		5 R01 HD104173-06	93.865	Child Health and Human Development Extramural Research	281,517	-
Health and Human Services, Department of	Direct		5 R01 HD104345-02	93.865	Child Health and Human Development Extramural Research	443,062	-
Health and Human Services, Department of	Direct		5 R01 HD104671-02	93.865	Child Health and Human Development Extramural Research	2,320,468	-
Health and Human Services, Department of	Direct		5 R01 HD104680-02	93.865	Child Health and Human Development Extramural Research	430,045	-
Health and Human Services, Department of	Direct		5 R01HD084163-08	93.865	Child Health and Human Development Extramural Research	860,353	75,282
Health and Human Services, Department of	Direct		5 R01HD093626-04	93.865	Child Health and Human Development Extramural Research	636,330	-
Health and Human Services, Department of	Direct		5 R01HD099096-03	93.865	Child Health and Human Development Extramural Research	482,564	242,174
Health and Human Services, Department of	Direct		5 R03 HD095717-02	93.865	Child Health and Human Development Extramural Research	30,677	-
Health and Human Services, Department of	Direct		5 R03 HD096189-012	93.865	Child Health and Human Development Extramural Research	(23)	-
Health and Human Services, Department of	Direct		5 R03 HD097704-02	93.865	Child Health and Human Development Extramural Research	77,941	-
Health and Human Services, Department of	Direct		5 R03 HD099097-02	93.865	Child Health and Human Development Extramural Research	51,716	-
Health and Human Services, Department of	Direct		5 R03 HD100443-02	93.865	Child Health and Human Development Extramural Research	64,241	-
Health and Human Services, Department of	Direct		5 R03 HD100602-02	93.865	Child Health and Human Development Extramural Research	58,607	-
Health and Human Services, Department of	Direct		5 R03 HD100814-02	93.865	Child Health and Human Development Extramural Research	57,800	-
Health and Human Services, Department of	Direct		5 R03 HD105589-02	93.865	Child Health and Human Development Extramural Research	46,655	-
Health and Human Services, Department of	Direct		5 R03HD101501-02	93.865	Child Health and Human Development Extramural Research	68,409	-
Health and Human Services, Department of	Direct		5 R21 HD092526-02	93.865	Child Health and Human Development Extramural Research	(6,636)	-
Health and Human Services, Department of	Direct		5 R21 HD093835-02	93.865	Child Health and Human Development Extramural Research	(85)	-
Health and Human Services, Department of	Direct		5 R21 HD094051-02	93.865	Child Health and Human Development Extramural Research	(2,577)	-
Health and Human Services, Department of	Direct		5 R21 HD094961-02	93.865	Child Health and Human Development Extramural Research	20,686	14,955
Health and Human Services, Department of	Direct		5 R21 HD095501-02	93.865	Child Health and Human Development Extramural Research	110,393	-
Health and Human Services, Department of	Direct		5 R21 HD097234-02	93.865	Child Health and Human Development Extramural Research	80,060	-
Health and Human Services, Department of	Direct		5 R21 HD097663-02	93.865	Child Health and Human Development Extramural Research	23,739	13,601
Health and Human Services, Department of	Direct		5 R21 HD098416-02	93.865	Child Health and Human Development Extramural Research	96,155	-
Health and Human Services, Department of	Direct		5 R21 HD100931-02	93.865	Child Health and Human Development Extramural Research	448,039	-
Health and Human Services, Department of	Direct		5 R21 HD105126-02	93.865	Child Health and Human Development Extramural Research	179,677	-
Health and Human Services, Department of	Direct		5 R21 HD105204-02	93.865	Child Health and Human Development Extramural Research	151,078	-
Health and Human Services, Department of	Direct		5 R21 HD106203-02	93.865	Child Health and Human Development Extramural Research	61,771	-
Health and Human Services, Department of	Direct		5 R21 HD106580-02	93.865	Child Health and Human Development Extramural Research	84,125	-
Health and Human Services, Department of	Direct		5 R21HD097387-02	93.865	Child Health and Human Development Extramural Research	57,396	12,672
Health and Human Services, Department of	Direct		5 R21HD103869-02	93.865	Child Health and Human Development Extramural Research	216,459	-
Health and Human Services, Department of	Direct		5 R24 HD048404-18	93.865	Child Health and Human Development Extramural Research	788,556	-
Health and Human Services, Department of	Direct		5 R24 HD087149-04	93.865	Child Health and Human Development Extramural Research	790,532	108,262
Health and Human Services, Department of	Direct		5 R25 HD078226-08	93.865	Child Health and Human Development Extramural Research	55,786	-
Health and Human Services, Department of	Direct		5 R25 HD082971-05	93.865	Child Health and Human Development Extramural Research	40,841	-
Health and Human Services, Department of	Direct		5 R25 HD083146-05	93.865	Child Health and Human Development Extramural Research	50,776	14,295
Health and Human Services, Department of	Direct		5 R25 HD084385-05	93.865	Child Health and Human Development Extramural Research	53,092	-
Health and Human Services, Department of	Direct		5 R25 HD101358-03	93.865	Child Health and Human Development Extramural Research	165,305	-
Health and Human Services, Department of	Direct		5 R37 HD034860-25	93.865	Child Health and Human Development Extramural Research	423,634	-
Health and Human Services, Department of	Direct		5 RL 1HD107776-02	93.865	Child Health and Human Development Extramural Research	29,102	-
Health and Human Services, Department of	Direct		5 U24 HD048404-15	93.865	Child Health and Human Development Extramural Research	(2,226)	-
Health and Human Services, Department of	Direct		5 U24HD107562-02	93.865	Child Health and Human Development Extramural Research	324,325	157,491
Health and Human Services, Department of	Direct		5 UH3 HD087979-05	93.865	Child Health and Human Development Extramural Research	64,416	-
Health and Human Services, Department of	Direct		7 R03 HD094594-03	93.865	Child Health and Human Development Extramural Research	6,437	-
Health and Human Services, Department of	Direct		T32 HD007109	93.865	Child Health and Human Development Extramural Research	(7,073)	-
Health and Human Services, Department of	Direct		T32 HD007109	93.865	Child Health and Human Development Extramural Research	359,359	-
Health and Human Services, Department of	Direct		T32 HD007339	93.865	Child Health and Human Development Extramural Research	670,515	-
Health and Human Services, Department of	Direct		T32 HD007505	93.865	Child Health and Human Development Extramural Research	350,437	-
Health and Human Services, Department of	Direct		T32 HD079342	93.865	Child Health and Human Development Extramural Research	168,093	-
Health and Human Services, Department of	Pass-Through	Ann and Robert H. Lurie Children's Hospital of Chicago	Subaward No. 901548-UM	93.865	Child Health and Human Development Extramural Research	37,977	-
Health and Human Services, Department of	Pass-Through	Arizona State University	ASUB00000829	93.865	Child Health and Human Development Extramural Research	120,911	-
Health and Human Services, Department of	Pass-Through	Baylor College of Medicine	7000001044	93.865	Child Health and Human Development Extramural Research	205,367	-
Health and Human Services, Department of	Pass-Through	Baylor College of Medicine	7000001239	93.865	Child Health and Human Development Extramural Research	613,501	-
Health and Human Services, Department of	Pass-Through	Baylor University	7000001239	93.865	Child Health and Human Development Extramural Research	10,091	-
Health and Human Services, Department of	Pass-Through	Boston College	5108651-5	93.865	Child Health and Human Development Extramural Research	38,635	-
Health and Human Services, Department of	Pass-Through	Boston University	4500003526	93.865	Child Health and Human Development Extramural Research	30,646	-
Health and Human Services, Department of	Pass-Through	Brandeis University	403519	93.865	Child Health and Human Development Extramural Research	144,830	-
Health and Human Services, Department of	Pass-Through	Brown University	00001324	93.865	Child Health and Human Development Extramural Research	43,350	-
Health and Human Services, Department of	Pass-Through	Brown University	00001991	93.865	Child Health and Human Development Extramural Research	59,421	-
Health and Human Services, Department of	Pass-Through	Columbia University	1(GG016094-01)	93.865	Child Health and Human Development Extramural Research	10,532	-
Health and Human Services, Department of	Pass-Through	Cornell University	83328-11165	93.865	Child Health and Human Development Extramural Research	1,520	-

University of Michigan
Schedule of Expenditures of Federal Awards
For the Year Ended June 30, 2022

Cluster Title/Federal Grantor/Program	Type	Pass-Through Grantor	Award Identifier	Assistance Listing		Federal Expenditures	Passed-Through to Subrecipients
				Number	Assistance Listing Program Title		
Health and Human Services, Department of	Pass-Through	Duke University	A03-1155	93.865	Child Health and Human Development Extramural Research	79,759	-
Health and Human Services, Department of	Pass-Through	Eastern Michigan University	R70507-3215	93.865	Child Health and Human Development Extramural Research	263,436	-
Health and Human Services, Department of	Pass-Through	Emory University	T852991	93.865	Child Health and Human Development Extramural Research	118,404	-
Health and Human Services, Department of	Pass-Through	Florida State University	R000002658	93.865	Child Health and Human Development Extramural Research	(3,117)	-
Health and Human Services, Department of	Pass-Through	Florida State University	R000002659	93.865	Child Health and Human Development Extramural Research	(760)	-
Health and Human Services, Department of	Pass-Through	Florida State University	R000002879	93.865	Child Health and Human Development Extramural Research	23,668	-
Health and Human Services, Department of	Pass-Through	Florida State University	R000002926	93.865	Child Health and Human Development Extramural Research	75,528	-
Health and Human Services, Department of	Pass-Through	George Washington University	17-M102	93.865	Child Health and Human Development Extramural Research	15,526	-
Health and Human Services, Department of	Pass-Through	George Washington University	21-M134	93.865	Child Health and Human Development Extramural Research	9,861	-
Health and Human Services, Department of	Pass-Through	Georgia Institute of Technology	AWD-101651-G1	93.865	Child Health and Human Development Extramural Research	1,519	-
Health and Human Services, Department of	Pass-Through	Indiana University	7993	93.865	Child Health and Human Development Extramural Research	(1,615)	-
Health and Human Services, Department of	Pass-Through	Indiana University	JAS8842-UM	93.865	Child Health and Human Development Extramural Research	104,602	-
Health and Human Services, Department of	Pass-Through	Massachusetts General Hospital	233249	93.865	Child Health and Human Development Extramural Research	82,061	-
Health and Human Services, Department of	Pass-Through	Medical College of Wisconsin	R01HD098231	93.865	Child Health and Human Development Extramural Research	(470)	-
Health and Human Services, Department of	Pass-Through	Medical College of Wisconsin	R01HD102496	93.865	Child Health and Human Development Extramural Research	(4,210)	-
Health and Human Services, Department of	Pass-Through	Medical College of Wisconsin	R01HD102496	93.865	Child Health and Human Development Extramural Research	91,547	-
Health and Human Services, Department of	Pass-Through	Michigan State University	RC106674B	93.865	Child Health and Human Development Extramural Research	(2,149)	-
Health and Human Services, Department of	Pass-Through	Michigan State University	RC106691C	93.865	Child Health and Human Development Extramural Research	160,994	-
Health and Human Services, Department of	Pass-Through	Michigan State University	RC107642UM	93.865	Child Health and Human Development Extramural Research	277,296	-
Health and Human Services, Department of	Pass-Through	Michigan State University	RC109029UM	93.865	Child Health and Human Development Extramural Research	(27)	-
Health and Human Services, Department of	Pass-Through	Michigan State University	RC109609UM	93.865	Child Health and Human Development Extramural Research	5,136	-
Health and Human Services, Department of	Pass-Through	Michigan State University	RC110267UM	93.865	Child Health and Human Development Extramural Research	15,940	-
Health and Human Services, Department of	Pass-Through	Michigan State University	RC111566B	93.865	Child Health and Human Development Extramural Research	41,502	-
Health and Human Services, Department of	Pass-Through	Michigan State University	RC111625B	93.865	Child Health and Human Development Extramural Research	326,314	-
Health and Human Services, Department of	Pass-Through	Michigan State University	RC112897A	93.865	Child Health and Human Development Extramural Research	104,888	-
Health and Human Services, Department of	Pass-Through	Michigan State University	RC112935B	93.865	Child Health and Human Development Extramural Research	16,401	-
Health and Human Services, Department of	Pass-Through	New York University	18-A1-00-1001408	93.865	Child Health and Human Development Extramural Research	(33)	-
Health and Human Services, Department of	Pass-Through	New York University	18-A1-00-1001408/111359	93.865	Child Health and Human Development Extramural Research	10,651	-
Health and Human Services, Department of	Pass-Through	Oregon Health and Science University	1020500 UMICH	93.865	Child Health and Human Development Extramural Research	14,796	-
Health and Human Services, Department of	Pass-Through	Pennsylvania State University	5469-UM-DHHS-0659	93.865	Child Health and Human Development Extramural Research	103,192	-
Health and Human Services, Department of	Pass-Through	Princeton University	SUB0000342	93.865	Child Health and Human Development Extramural Research	84,520	-
Health and Human Services, Department of	Pass-Through	Princeton University	SUB0000416	93.865	Child Health and Human Development Extramural Research	40,359	-
Health and Human Services, Department of	Pass-Through	Research Institute at Nationwide Children's Hospital	700171-0720-00	93.865	Child Health and Human Development Extramural Research	894	-
Health and Human Services, Department of	Pass-Through	Research Institute at Nationwide Children's Hospital	700171-0721-00	93.865	Child Health and Human Development Extramural Research	25,189	-
Health and Human Services, Department of	Pass-Through	Research Institute at Nationwide Children's Hospital	700171-0722-00/PO4607446-0-46	93.865	Child Health and Human Development Extramural Research	21,677	-
Health and Human Services, Department of	Pass-Through	Riverside Research Institute	NYO 11367.08.01.2019b	93.865	Child Health and Human Development Extramural Research	14,761	-
Health and Human Services, Department of	Pass-Through	Riverside Research Institute	NYO.11367.08.01.2019	93.865	Child Health and Human Development Extramural Research	(2,145)	-
Health and Human Services, Department of	Pass-Through	Temple University	266222-UMICH	93.865	Child Health and Human Development Extramural Research	916	-
Health and Human Services, Department of	Pass-Through	The Children's Hospital of Philadelphia	3201990721	93.865	Child Health and Human Development Extramural Research	9,469	-
Health and Human Services, Department of	Pass-Through	The Children's Hospital of Philadelphia	GRT-0000601	93.865	Child Health and Human Development Extramural Research	148,895	-
Health and Human Services, Department of	Pass-Through	The Children's Hospital of Philadelphia	GRT-0000762	93.865	Child Health and Human Development Extramural Research	22,726	-
Health and Human Services, Department of	Pass-Through	The Children's Hospital of Philadelphia	PO RSUB-20322631/GRT-00001597	93.865	Child Health and Human Development Extramural Research	126,716	-
Health and Human Services, Department of	Pass-Through	The University of Texas at Arlington (UTA)	2020GC0843	93.865	Child Health and Human Development Extramural Research	17,673	-
Health and Human Services, Department of	Pass-Through	The University of Texas Medical Branch at Galveston (UTMB)	19-83439-10	93.865	Child Health and Human Development Extramural Research	1,607	-
Health and Human Services, Department of	Pass-Through	The University of Texas Southwestern Medical Center	GMO 161107	93.865	Child Health and Human Development Extramural Research	26,695	-
Health and Human Services, Department of	Pass-Through	Tulane University	TUL-HSC-557476-19/20	93.865	Child Health and Human Development Extramural Research	706	-
Health and Human Services, Department of	Pass-Through	University of California - Irvine	2017-3508	93.865	Child Health and Human Development Extramural Research	573,556	-
Health and Human Services, Department of	Pass-Through	University of California - Los Angeles	2000 G XC627	93.865	Child Health and Human Development Extramural Research	30,450	-
Health and Human Services, Department of	Pass-Through	University of Denver	SC37627-01-00	93.865	Child Health and Human Development Extramural Research	33,705	-
Health and Human Services, Department of	Pass-Through	University of Florida, The	SUB00001724	93.865	Child Health and Human Development Extramural Research	127,621	-
Health and Human Services, Department of	Pass-Through	University of Maryland, College Park	70933-20191201	93.865	Child Health and Human Development Extramural Research	108,958	-
Health and Human Services, Department of	Pass-Through	University of Minnesota	N008455404	93.865	Child Health and Human Development Extramural Research	9,880	-
Health and Human Services, Department of	Pass-Through	University of Missouri	C00064975-1	93.865	Child Health and Human Development Extramural Research	23,275	-
Health and Human Services, Department of	Pass-Through	University of North Carolina at Chapel Hill	5110652	93.865	Child Health and Human Development Extramural Research	411	-
Health and Human Services, Department of	Pass-Through	University of North Carolina at Chapel Hill	5117450	93.865	Child Health and Human Development Extramural Research	264,744	-
Health and Human Services, Department of	Pass-Through	University of North Carolina at Chapel Hill	5117577	93.865	Child Health and Human Development Extramural Research	163,310	38,616
Health and Human Services, Department of	Pass-Through	University of North Carolina at Chapel Hill	5118647	93.865	Child Health and Human Development Extramural Research	(1,559)	-
Health and Human Services, Department of	Pass-Through	University of North Carolina at Chapel Hill	5118661	93.865	Child Health and Human Development Extramural Research	51	-
Health and Human Services, Department of	Pass-Through	University of North Carolina at Chapel Hill	5122149	93.865	Child Health and Human Development Extramural Research	20,551	-
Health and Human Services, Department of	Pass-Through	Washington University in St. Louis	WU-21-197	93.865	Child Health and Human Development Extramural Research	14,885	-
Health and Human Services, Department of	Pass-Through	Washington University in St. Louis	WU-21-197-MOD-1	93.865	Child Health and Human Development Extramural Research	57,024	-
Health and Human Services, Department of	Pass-Through	Women and Infants Hospital	5001521	93.865	Child Health and Human Development Extramural Research	185,606	-
						\$ 40,245,552	\$ 2,919,106
Health and Human Services, Department of	Direct		1 F31 AG067705-01	93.866	Aging Research	(7,586)	\$ -
Health and Human Services, Department of	Direct		1 K99 AG071667-01A1	93.866	Aging Research	24,042	-
Health and Human Services, Department of	Direct		1 K99 AG075152-01	93.866	Aging Research	58,151	-
Health and Human Services, Department of	Direct		1 R01 AG064957-01	93.866	Aging Research	761,791	-
Health and Human Services, Department of	Direct		1 R01 AG072396-01A1	93.866	Aging Research	76,861	-
Health and Human Services, Department of	Direct		1 R01 AG074957 01	93.866	Aging Research	25,807	-
Health and Human Services, Department of	Direct		1 R01 AG074968-01	93.866	Aging Research	172,402	-
Health and Human Services, Department of	Direct		1 R01 AG075061 01	93.866	Aging Research	121,256	-
Health and Human Services, Department of	Direct		1 R01 AG075719-01	93.866	Aging Research	49,235	-
Health and Human Services, Department of	Direct		1 R03 AG063222-02	93.866	Aging Research	45,113	-
Health and Human Services, Department of	Direct		1 R03 AG070454 01A1	93.866	Aging Research	12,074	-
Health and Human Services, Department of	Direct		1 R03 AG072221 01A1	93.866	Aging Research	5,013	-
Health and Human Services, Department of	Direct		1 R21 AG072009-01	93.866	Aging Research	192,582	73,575
Health and Human Services, Department of	Direct		1 R21 AG073686 01	93.866	Aging Research	51,468	-
Health and Human Services, Department of	Direct		1 R21 AG073971-01	93.866	Aging Research	86,628	-

University of Michigan
Schedule of Expenditures of Federal Awards
For the Year Ended June 30, 2022

Cluster Title/Federal Grantor/Program	Type	Pass-Through Grantor	Award Identifier	Assistance Listing		Federal Expenditures	Passed-Through to Subrecipients
				Number	Assistance Listing Program Title		
Health and Human Services, Department of	Direct		1 R21AG069387-01	93.866	Aging Research	127,928	-
Health and Human Services, Department of	Direct		1 R24 AG077012-01	93.866	Aging Research	116	-
Health and Human Services, Department of	Direct		1 R56 AG061207-01	93.866	Aging Research	97,202	-
Health and Human Services, Department of	Direct		1 R56 AG062225-01	93.866	Aging Research	(21)	-
Health and Human Services, Department of	Direct		1 R56 AG065529-01A1	93.866	Aging Research	337,975	-
Health and Human Services, Department of	Direct		1 R56 AG066693-01A1	93.866	Aging Research	182,698	-
Health and Human Services, Department of	Direct		1 R56 AG072705-01	93.866	Aging Research	160,317	42,134
Health and Human Services, Department of	Direct		1 RF0 AG057540-01	93.866	Aging Research	347,449	4,813
Health and Human Services, Department of	Direct		1 RF1 AG051710-01	93.866	Aging Research	(74,825)	35,640
Health and Human Services, Department of	Direct		1 RF1 AG057928-01	93.866	Aging Research	407,504	-
Health and Human Services, Department of	Direct		1 RF1 AG068410-01	93.866	Aging Research	507,642	126,984
Health and Human Services, Department of	Direct		1 T32 AG062403-01A1	93.866	Aging Research	502,641	-
Health and Human Services, Department of	Direct		2 K24 AG050685-06	93.866	Aging Research	19,311	-
Health and Human Services, Department of	Direct		3 F99 AG068517-01S1	93.866	Aging Research	47,250	-
Health and Human Services, Department of	Direct		3 P30 AG072931-02S1	93.866	Aging Research	2,244,009	158,532
Health and Human Services, Department of	Direct		3 R01 AG054835-05S1	93.866	Aging Research	329,204	-
Health and Human Services, Department of	Direct		3 RFIAG059723-01S1	93.866	Aging Research	493,637	286,562
Health and Human Services, Department of	Direct		5 F31 AG064856-02	93.866	Aging Research	1,950	-
Health and Human Services, Department of	Direct		5 F31 AG067634-03	93.866	Aging Research	37,045	-
Health and Human Services, Department of	Direct		5 F31 AG067717-02	93.866	Aging Research	43,277	-
Health and Human Services, Department of	Direct		5 F32 AG064815-02	93.866	Aging Research	37,008	-
Health and Human Services, Department of	Direct		5 F99 AG068518-02	93.866	Aging Research	48,048	-
Health and Human Services, Department of	Direct		5 K01 AG054615-05	93.866	Aging Research	114,108	-
Health and Human Services, Department of	Direct		5 K01 AG056557-05	93.866	Aging Research	146,778	-
Health and Human Services, Department of	Direct		5 K01 AG057820-05	93.866	Aging Research	174,125	-
Health and Human Services, Department of	Direct		5 K01 AG057833-05	93.866	Aging Research	129,313	-
Health and Human Services, Department of	Direct		5 K01 AG059829-05	93.866	Aging Research	152,784	-
Health and Human Services, Department of	Direct		5 K01 AG061236-04	93.866	Aging Research	145,066	-
Health and Human Services, Department of	Direct		5 K01 AG073588-02	93.866	Aging Research	100,321	-
Health and Human Services, Department of	Direct		5 K01-AG062754-03	93.866	Aging Research	101,047	-
Health and Human Services, Department of	Direct		5 K01AG065420-05	93.866	Aging Research	151,812	-
Health and Human Services, Department of	Direct		5 K01AG068361-03	93.866	Aging Research	118,846	-
Health and Human Services, Department of	Direct		5 K08 AG047252-05	93.866	Aging Research	(138)	-
Health and Human Services, Department of	Direct		5 K08 AG049684-05	93.866	Aging Research	106,989	-
Health and Human Services, Department of	Direct		5 K08 AG056591-05	93.866	Aging Research	139,527	-
Health and Human Services, Department of	Direct		5 K08AG071856-02	93.866	Aging Research	162,428	-
Health and Human Services, Department of	Direct		5 K23 AG059890-05S1	93.866	Aging Research	142,668	-
Health and Human Services, Department of	Direct		5 K23 AG066864-02	93.866	Aging Research	180,609	-
Health and Human Services, Department of	Direct		5 K24 AG050685-05	93.866	Aging Research	(601)	-
Health and Human Services, Department of	Direct		5 K76 AG064426-03	93.866	Aging Research	226,916	-
Health and Human Services, Department of	Direct		5 K99 AG068309-02	93.866	Aging Research	85,812	-
Health and Human Services, Department of	Direct		5 P01 AG051442-05	93.866	Aging Research	1,017,575	591,265
Health and Human Services, Department of	Direct		5 P30 AG012846-28	93.866	Aging Research	721,708	15,925
Health and Human Services, Department of	Direct		5 P30 AG015281-25	93.866	Aging Research	734,164	367,882
Health and Human Services, Department of	Direct		5 P30 AG024824-18	93.866	Aging Research	1,614,213	19,795
Health and Human Services, Department of	Direct		5 P30 AG053760-05	93.866	Aging Research	503,602	17,241
Health and Human Services, Department of	Direct		5 P30 AG059300-05	93.866	Aging Research	729,322	236,765
Health and Human Services, Department of	Direct		5 P30 AG066582-03	93.866	Aging Research	996,327	105,217
Health and Human Services, Department of	Direct		5 R00 AG062749-05	93.866	Aging Research	287,788	-
Health and Human Services, Department of	Direct		5 R01 AG010026-28	93.866	Aging Research	655,600	166,588
Health and Human Services, Department of	Direct		5 R01 AG028082-14	93.866	Aging Research	672,391	19,539
Health and Human Services, Department of	Direct		5 R01 AG030593-14	93.866	Aging Research	326,918	-
Health and Human Services, Department of	Direct		5 R01 AG039434-07	93.866	Aging Research	(2,839)	-
Health and Human Services, Department of	Direct		5 R01 AG040213-10	93.866	Aging Research	23,475	23,475
Health and Human Services, Department of	Direct		5 R01 AG040213-12	93.866	Aging Research	4,100,202	5,091
Health and Human Services, Department of	Direct		5 R01 AG047203-05	93.866	Aging Research	277,051	-
Health and Human Services, Department of	Direct		5 R01 AG047932-05	93.866	Aging Research	(32,730)	-
Health and Human Services, Department of	Direct		5 R01 AG049716-04	93.866	Aging Research	105,925	12,156
Health and Human Services, Department of	Direct		5 R01 AG050509-05	93.866	Aging Research	(5,056)	-
Health and Human Services, Department of	Direct		5 R01 AG050523-05	93.866	Aging Research	60,077	-
Health and Human Services, Department of	Direct		5 R01 AG050523-07	93.866	Aging Research	362,792	-
Health and Human Services, Department of	Direct		5 R01 AG050676-05	93.866	Aging Research	416,081	172,411
Health and Human Services, Department of	Direct		5 R01 AG051142-04S1	93.866	Aging Research	(80,407)	(2,178)
Health and Human Services, Department of	Direct		5 R01 AG051142-08	93.866	Aging Research	989,087	34,339
Health and Human Services, Department of	Direct		5 R01 AG051649-05	93.866	Aging Research	16,345	-
Health and Human Services, Department of	Direct		5 R01 AG051827-05	93.866	Aging Research	255,243	1,518
Health and Human Services, Department of	Direct		5 R01 AG051849-05	93.866	Aging Research	(102,020)	-
Health and Human Services, Department of	Direct		5 R01 AG052934-05	93.866	Aging Research	(28,512)	-
Health and Human Services, Department of	Direct		5 R01 AG054371-05	93.866	Aging Research	369,713	-
Health and Human Services, Department of	Direct		5 R01 AG055406-04	93.866	Aging Research	39,894	-
Health and Human Services, Department of	Direct		5 R01 AG056407-04	93.866	Aging Research	438,660	43,468
Health and Human Services, Department of	Direct		5 R01 AG057510-05	93.866	Aging Research	244,645	-
Health and Human Services, Department of	Direct		5 R01 AG057704-03	93.866	Aging Research	90,070	7,124
Health and Human Services, Department of	Direct		5 R01 AG058599-03	93.866	Aging Research	30,386	-
Health and Human Services, Department of	Direct		5 R01 AG058717-04	93.866	Aging Research	325,037	-
Health and Human Services, Department of	Direct		5 R01 AG059583-05	93.866	Aging Research	392,005	-
Health and Human Services, Department of	Direct		5 R01 AG059733-05	93.866	Aging Research	428,339	50,446
Health and Human Services, Department of	Direct		5 R01 AG059743-05	93.866	Aging Research	252,952	123,908

University of Michigan
Schedule of Expenditures of Federal Awards
For the Year Ended June 30, 2022

Cluster Title/Federal Grantor/Program	Type	Pass-Through Grantor	Award Identifier	Assistance Listing		Federal Expenditures	Passed-Through to Subrecipients
				Number	Assistance Listing Program Title		
Health and Human Services, Department of	Direct		5 R01 AG060167-04	93.866	Aging Research	799,419	664,340
Health and Human Services, Department of	Direct		5 R01 AG060936-04	93.866	Aging Research	363,625	-
Health and Human Services, Department of	Direct		5 R01 AG062447-03	93.866	Aging Research	222,381	18,937
Health and Human Services, Department of	Direct		5 R01 AG062477-04	93.866	Aging Research	1,434,585	1,251,009
Health and Human Services, Department of	Direct		5 R01 AG062582-03	93.866	Aging Research	460,729	-
Health and Human Services, Department of	Direct		5 R01 AG063200-04	93.866	Aging Research	522,581	36,684
Health and Human Services, Department of	Direct		5 R01 AG063371 04	93.866	Aging Research	265,202	69,593
Health and Human Services, Department of	Direct		5 R01 AG065246-03	93.866	Aging Research	566,655	-
Health and Human Services, Department of	Direct		5 R01 AG067506-03	93.866	Aging Research	281,323	-
Health and Human Services, Department of	Direct		5 R01 AG067592-03	93.866	Aging Research	447,168	-
Health and Human Services, Department of	Direct		5 R01 AG067753-03	93.866	Aging Research	384,072	-
Health and Human Services, Department of	Direct		5 R01 AG068074-03	93.866	Aging Research	414,631	-
Health and Human Services, Department of	Direct		5 R01 AG069016-3	93.866	Aging Research	480,970	189,109
Health and Human Services, Department of	Direct		5 R01 AG069148-03	93.866	Aging Research	501,580	-
Health and Human Services, Department of	Direct		5 R01 AG070897-02	93.866	Aging Research	562,319	-
Health and Human Services, Department of	Direct		5 R01 AG070951-02	93.866	Aging Research	107,993	-
Health and Human Services, Department of	Direct		5 R01 AG070953-02	93.866	Aging Research	391,390	84,608
Health and Human Services, Department of	Direct		5 R01 AG071071-02	93.866	Aging Research	190,541	59,635
Health and Human Services, Department of	Direct		5 R01 AG071511-02	93.866	Aging Research	186,980	-
Health and Human Services, Department of	Direct		5 R01 AG073100 02	93.866	Aging Research	326,592	-
Health and Human Services, Department of	Direct		5 R01 AG074342-02	93.866	Aging Research	164,521	-
Health and Human Services, Department of	Direct		5 R01 AG074552-02	93.866	Aging Research	387,817	-
Health and Human Services, Department of	Direct		5 R01 AG074887-02	93.866	Aging Research	316,356	40,960
Health and Human Services, Department of	Direct		5 R01AG084934-05	93.866	Aging Research	245,044	-
Health and Human Services, Department of	Direct		5 R01AG059823-02	93.866	Aging Research	74,643	33,663
Health and Human Services, Department of	Direct		5 R01-AG065319-03	93.866	Aging Research	506,976	-
Health and Human Services, Department of	Direct		5 R01AG068338-03	93.866	Aging Research	716,857	-
Health and Human Services, Department of	Direct		5 R03 AG056588-02	93.866	Aging Research	78,857	-
Health and Human Services, Department of	Direct		5 R03 AG067975-02	93.866	Aging Research	156,577	-
Health and Human Services, Department of	Direct		5 R21 AG058862-02	93.866	Aging Research	28,385	-
Health and Human Services, Department of	Direct		5 R21 AG059117-02	93.866	Aging Research	13,547	-
Health and Human Services, Department of	Direct		5 R21 AG060277-02	93.866	Aging Research	(4)	-
Health and Human Services, Department of	Direct		5 R21 AG061839-02	93.866	Aging Research	78,265	-
Health and Human Services, Department of	Direct		5 R21 AG062843-02	93.866	Aging Research	95,641	2,822
Health and Human Services, Department of	Direct		5 R21 AG062844-02	93.866	Aging Research	57,181	-
Health and Human Services, Department of	Direct		5 R21 AG066644-02	93.866	Aging Research	236,866	-
Health and Human Services, Department of	Direct		5 R21 AG071232-02	93.866	Aging Research	119,784	-
Health and Human Services, Department of	Direct		5 R21 AG071796-02	93.866	Aging Research	141,378	8,764
Health and Human Services, Department of	Direct		5 R21 AG073358-02	93.866	Aging Research	137,272	-
Health and Human Services, Department of	Direct		5 R24 AG045061-05	93.866	Aging Research	(852)	357
Health and Human Services, Department of	Direct		5 R24 AG065151-03	93.866	Aging Research	321,343	75,617
Health and Human Services, Department of	Direct		5 R24 AG065182-04	93.866	Aging Research	150,991	-
Health and Human Services, Department of	Direct		5 R24 AG066588-03	93.866	Aging Research	231,441	99,854
Health and Human Services, Department of	Direct		5 R25 AG053227-05	93.866	Aging Research	63,322	-
Health and Human Services, Department of	Direct		5 R371 AG051649 07	93.866	Aging Research	336,291	-
Health and Human Services, Department of	Direct		5 U01 AG009740-33	93.866	Aging Research	20,694,511	1,719,631
Health and Human Services, Department of	Direct		5 U01 AG017719-20	93.866	Aging Research	351,623	65,368
Health and Human Services, Department of	Direct		5 U01 AG057562-03	93.866	Aging Research	745,094	-
Health and Human Services, Department of	Direct		5 U01 AG058499-05	93.866	Aging Research	695,453	106,045
Health and Human Services, Department of	Direct		5 U01AG022303-19	93.866	Aging Research	1,881,141	112,709
Health and Human Services, Department of	Direct		5 U01AG077924-02	93.866	Aging Research	341,529	19,774
Health and Human Services, Department of	Direct		5 U24 AG056918-05	93.866	Aging Research	420,914	-
Health and Human Services, Department of	Direct		5 U24 AG076462-02	93.866	Aging Research	454,772	-
Health and Human Services, Department of	Direct		5K23AG070044-02	93.866	Aging Research	120,289	-
Health and Human Services, Department of	Direct		5R01AG058724-05	93.866	Aging Research	1,560,843	-
Health and Human Services, Department of	Direct		5R03AG060073-02	93.866	Aging Research	37,760	-
Health and Human Services, Department of	Direct		5R35AG072262-02	93.866	Aging Research	612,902	684
Health and Human Services, Department of	Direct		7 R01 AG066194-04	93.866	Aging Research	48,290	-
Health and Human Services, Department of	Direct		7 R21 AG060211-03	93.866	Aging Research	161,903	77,529
Health and Human Services, Department of	Direct		T32 AG0000114	93.866	Aging Research	(193,449)	-
Health and Human Services, Department of	Direct		T32 AG0000114	93.866	Aging Research	639,623	-
Health and Human Services, Department of	Direct		T32 AG000221	93.866	Aging Research	744,958	-
Health and Human Services, Department of	Direct		T32 AG027708	93.866	Aging Research	212,858	-
Health and Human Services, Department of	Pass-Through	Ball State University	19-0900-002	93.866	Aging Research	2,898	-
Health and Human Services, Department of	Pass-Through	Banner Health	0435-02-61926	93.866	Aging Research	(3,902)	-
Health and Human Services, Department of	Pass-Through	Banner Health	0435-02-61926	93.866	Aging Research	78,434	-
Health and Human Services, Department of	Pass-Through	Banner Health	0435-02-71283	93.866	Aging Research	11,479	-
Health and Human Services, Department of	Pass-Through	Boston University	4500002967	93.866	Aging Research	20,244	-
Health and Human Services, Department of	Pass-Through	Boston University	4500003433	93.866	Aging Research	16,445	-
Health and Human Services, Department of	Pass-Through	Boston University	4500003472	93.866	Aging Research	13,941	-
Health and Human Services, Department of	Pass-Through	Brigham and Women's Hospital	122067	93.866	Aging Research	257,758	-
Health and Human Services, Department of	Pass-Through	Brown University	00001358	93.866	Aging Research	42,184	-
Health and Human Services, Department of	Pass-Through	Brown University	00001358	93.866	Aging Research	434,812	-
Health and Human Services, Department of	Pass-Through	Brown University	00001590	93.866	Aging Research	81,051	-
Health and Human Services, Department of	Pass-Through	Brown University	00001701	93.866	Aging Research	6,330	-
Health and Human Services, Department of	Pass-Through	Brown University	00001701	93.866	Aging Research	38,391	-
Health and Human Services, Department of	Pass-Through	Cleveland Clinic Lerner College of Medicine	CCF22190826	93.866	Aging Research	105,246	-
Health and Human Services, Department of	Pass-Through	Cleveland Clinic Lerner College of Medicine	FDP Subaward Agmt	93.866	Aging Research	(67,565)	-

University of Michigan
Schedule of Expenditures of Federal Awards
For the Year Ended June 30, 2022

Cluster Title/Federal Grantor/Program	Type	Pass-Through Grantor	Award Identifier	Assistance Listing		Federal Expenditures	Passed-Through to Subrecipients
				Number	Assistance Listing Program Title		
Health and Human Services, Department of	Pass-Through	Columbia Medical Center	1(GG015245-01)	93.866	Aging Research	(3,545)	-
Health and Human Services, Department of	Pass-Through	Columbia Medical Center	1(GG015245-03)	93.866	Aging Research	35,575	-
Health and Human Services, Department of	Pass-Through	Columbia Medical Center	1(GG015245-05)PO G16385	93.866	Aging Research	41,379	-
Health and Human Services, Department of	Pass-Through	Columbia University	1(GG012967-01)	93.866	Aging Research	185,807	-
Health and Human Services, Department of	Pass-Through	Cornell University	190636-PILOT	93.866	Aging Research	6,111	-
Health and Human Services, Department of	Pass-Through	Dartmouth College	R1076	93.866	Aging Research	(57,395)	-
Health and Human Services, Department of	Pass-Through	Dartmouth College	R1076	93.866	Aging Research	191,787	-
Health and Human Services, Department of	Pass-Through	Dartmouth College	R1076	93.866	Aging Research	51,429	-
Health and Human Services, Department of	Pass-Through	Duke University	303-000007	93.866	Aging Research	113,840	-
Health and Human Services, Department of	Pass-Through	Indiana University	7875_MICH PO#0391894	93.866	Aging Research	136,971	-
Health and Human Services, Department of	Pass-Through	Indiana University	7875_MICH PO0228218	93.866	Aging Research	(10,159)	-
Health and Human Services, Department of	Pass-Through	Indiana University	8734_UM/PO0252996	93.866	Aging Research	133,371	-
Health and Human Services, Department of	Pass-Through	Johns Hopkins University	2003150570	93.866	Aging Research	314,941	-
Health and Human Services, Department of	Pass-Through	Johns Hopkins University	2004324541	93.866	Aging Research	537,531	-
Health and Human Services, Department of	Pass-Through	Johns Hopkins University	2004324541	93.866	Aging Research	35,598	-
Health and Human Services, Department of	Pass-Through	Keck School of Medicine of USC University of Southern California	111265871	93.866	Aging Research	43,757	-
Health and Human Services, Department of	Pass-Through	Keck School of Medicine of USC University of Southern California	134097220, PO 50921428	93.866	Aging Research	4,700	-
Health and Human Services, Department of	Pass-Through	Massachusetts General Hospital	232963	93.866	Aging Research	4,681	-
Health and Human Services, Department of	Pass-Through	Mayo Clinic	MIC-275475	93.866	Aging Research	3,647	-
Health and Human Services, Department of	Pass-Through	Mayo Clinic	RUM-263134/PO #67930732	93.866	Aging Research	11,782	-
Health and Human Services, Department of	Pass-Through	Mayo Clinic	RUM-263134-01	93.866	Aging Research	132,364	-
Health and Human Services, Department of	Pass-Through	Mayo Clinic	THE-216968-06	93.866	Aging Research	42,422	-
Health and Human Services, Department of	Pass-Through	Mayo Clinic	UOM-250202-01	93.866	Aging Research	(5,335)	-
Health and Human Services, Department of	Pass-Through	Mayo Clinic	UOM-250202-03	93.866	Aging Research	997	-
Health and Human Services, Department of	Pass-Through	Mayo Clinic	UOM-250202-04	93.866	Aging Research	34,737	-
Health and Human Services, Department of	Pass-Through	National Bureau of Economic Research	4157B.Umich	93.866	Aging Research	30,152	-
Health and Human Services, Department of	Pass-Through	New York Medical College	123442	93.866	Aging Research	(1,560)	-
Health and Human Services, Department of	Pass-Through	New York University	20-A1-00-1002942 Proj# 115604	93.866	Aging Research	43,255	-
Health and Human Services, Department of	Pass-Through	New York University	F2894-01	93.866	Aging Research	132,927	-
Health and Human Services, Department of	Pass-Through	New York University Grossman School of Medicine	17-A1-00-006174-01 Proj 108238	93.866	Aging Research	(65,795)	-
Health and Human Services, Department of	Pass-Through	Northern California Institute for Research & Education, Inc. (NCIRE)	STE2196-16	93.866	Aging Research	1,867	-
Health and Human Services, Department of	Pass-Through	Northern California Institute for Research & Education, Inc. (NCIRE)	STE2196-24	93.866	Aging Research	38,030	-
Health and Human Services, Department of	Pass-Through	Northern California Institute for Research & Education, Inc. (NCIRE)	WEI2015-08	93.866	Aging Research	158,756	-
Health and Human Services, Department of	Pass-Through	Northwestern University	60040682 UM	93.866	Aging Research	(2,683)	-
Health and Human Services, Department of	Pass-Through	Northwestern University	60040682 UM	93.866	Aging Research	2,471	-
Health and Human Services, Department of	Pass-Through	Northwestern University	60048330 UM	93.866	Aging Research	(17,491)	-
Health and Human Services, Department of	Pass-Through	Northwestern University	60048330 UM	93.866	Aging Research	172,238	-
Health and Human Services, Department of	Pass-Through	Northwestern University	60060049 UMICH	93.866	Aging Research	72,224	-
Health and Human Services, Department of	Pass-Through	Oregon Health and Science University	1010251_UMI	93.866	Aging Research	(39)	-
Health and Human Services, Department of	Pass-Through	Oregon Health and Science University	1010251_UMI	93.866	Aging Research	5,152	-
Health and Human Services, Department of	Pass-Through	Oregon Health and Science University	1011170_UMI	93.866	Aging Research	11,755	-
Health and Human Services, Department of	Pass-Through	Oregon Health and Science University	1011170_UMI	93.866	Aging Research	56,399	-
Health and Human Services, Department of	Pass-Through	Oregon Health and Science University	1013624_MICHIGAN	93.866	Aging Research	(34,162)	-
Health and Human Services, Department of	Pass-Through	Oregon Health and Science University	1013624_MICHIGAN	93.866	Aging Research	82,405	-
Health and Human Services, Department of	Pass-Through	Physical Sciences, Inc.	10-12647-8097-46	93.866	Aging Research	8,170	-
Health and Human Services, Department of	Pass-Through	RAND Corporation	SCON-00000035	93.866	Aging Research	56,467	-
Health and Human Services, Department of	Pass-Through	Research Foundation of Mental Hygiene, Inc.	R01AG062578	93.866	Aging Research	84,247	-
Health and Human Services, Department of	Pass-Through	Sutter Bay Hospitals dba California Pacific Medical Center	280201018-S232	93.866	Aging Research	(40,197)	-
Health and Human Services, Department of	Pass-Through	Sutter Bay Hospitals dba California Pacific Medical Center	280201018-S232	93.866	Aging Research	583,737	-
Health and Human Services, Department of	Pass-Through	Syracuse University	30917-05467-S03	93.866	Aging Research	39,001	-
Health and Human Services, Department of	Pass-Through	Syracuse University	30917-05467-S21	93.866	Aging Research	4,087	-
Health and Human Services, Department of	Pass-Through	The President and Fellows of Harvard College aka Harvard University	150228.5113627.0042	93.866	Aging Research	35,313	-
Health and Human Services, Department of	Pass-Through	The University of Kansas Medical Center (KUMC)	GR16827	93.866	Aging Research	4,783	-
Health and Human Services, Department of	Pass-Through	The University of Texas at Austin	UTA15-001096	93.866	Aging Research	(205)	-
Health and Human Services, Department of	Pass-Through	The University of Texas at Austin	UTA18-00522	93.866	Aging Research	14,903	-
Health and Human Services, Department of	Pass-Through	Translational Genomics Research Institute (TGen)	SCHORK-19-04	93.866	Aging Research	80,880	-
Health and Human Services, Department of	Pass-Through	Translational Genomics Research Institute (TGen)	SCHORK-19-04	93.866	Aging Research	116,077	-
Health and Human Services, Department of	Pass-Through	University of Alabama at Birmingham (UAB)	000521075-SC001	93.866	Aging Research	(3,922)	-
Health and Human Services, Department of	Pass-Through	University of California - Berkeley	00010174 PO#BB01285277	93.866	Aging Research	289,522	-
Health and Human Services, Department of	Pass-Through	University of California - Berkeley	00010399 PO BB1404123	93.866	Aging Research	(6,478)	-
Health and Human Services, Department of	Pass-Through	University of California - Berkeley	Amend 1 subaward 00010399	93.866	Aging Research	56,168	-
Health and Human Services, Department of	Pass-Through	University of California - Irvine	2015-3301	93.866	Aging Research	88,024	-
Health and Human Services, Department of	Pass-Through	University of California - Irvine	2018-3595	93.866	Aging Research	139,353	-
Health and Human Services, Department of	Pass-Through	University of California - Los Angeles	1557 G YB689	93.866	Aging Research	14,281	-
Health and Human Services, Department of	Pass-Through	University of California - San Francisco	11679sc	93.866	Aging Research	19,608	-
Health and Human Services, Department of	Pass-Through	University of California - San Francisco	13249sc	93.866	Aging Research	7,669	-
Health and Human Services, Department of	Pass-Through	University of California - San Francisco	1557 G ZA883	93.866	Aging Research	14,055	-
Health and Human Services, Department of	Pass-Through	University of California-Santa Cruz	A20-0387-S002 P0727669	93.866	Aging Research	8,582	-
Health and Human Services, Department of	Pass-Through	University of Florida, The	SUB000002437	93.866	Aging Research	57,066	-
Health and Human Services, Department of	Pass-Through	University of Florida, The	UFDSP00011879	93.866	Aging Research	7,974	-
Health and Human Services, Department of	Pass-Through	University of Maryland, College Park	96373-Z0380201	93.866	Aging Research	43,526	-
Health and Human Services, Department of	Pass-Through	University of Massachusetts	21-015930-A 00	93.866	Aging Research	162,941	-
Health and Human Services, Department of	Pass-Through	University of Minnesota	H004986802	93.866	Aging Research	39,424	-
Health and Human Services, Department of	Pass-Through	University of Minnesota	P008044802	93.866	Aging Research	4,970	-
Health and Human Services, Department of	Pass-Through	University of Minnesota	P009020703	93.866	Aging Research	16,112	-
Health and Human Services, Department of	Pass-Through	University of Minnesota	P009035353	93.866	Aging Research	8,405	-
Health and Human Services, Department of	Pass-Through	University of Pennsylvania	582277	93.866	Aging Research	3,309	-
Health and Human Services, Department of	Pass-Through	University of Pittsburgh	(135310-5)	93.866	Aging Research	196,497	15,643

University of Michigan
 Schedule of Expenditures of Federal Awards
 For the Year Ended June 30, 2022

Cluster Title/Federal Grantor/Program	Type	Pass-Through Grantor	Award Identifier	Assistance Listing		Federal Expenditures	Passed-Through to Subrecipients
				Number	Assistance Listing Program Title		
Health and Human Services, Department of	Pass-Through	University of Pittsburgh	AWD00003000 (135310-4)	93.866	Aging Research	122,734	-
Health and Human Services, Department of	Pass-Through	University of Pittsburgh	AWD00003000 (136687-4)	93.866	Aging Research	855,932	11,493
Health and Human Services, Department of	Pass-Through	University of Pittsburgh	AWD00003000 (136687-5)	93.866	Aging Research	906,332	-
Health and Human Services, Department of	Pass-Through	University of Pittsburgh	AWD00003000 (136960-4)	93.866	Aging Research	4,919	-
Health and Human Services, Department of	Pass-Through	University of Pittsburgh	AWD00003000 (136960-5)	93.866	Aging Research	5,532	-
Health and Human Services, Department of	Pass-Through	University of Pittsburgh	CNVA00047610	93.866	Aging Research	32,975	-
Health and Human Services, Department of	Pass-Through	University of Pittsburgh	CNVA00062075 (134778-1)	93.866	Aging Research	(4,079)	-
Health and Human Services, Department of	Pass-Through	University of Pittsburgh	CNVA00062075 (136269-1)	93.866	Aging Research	59,434	-
Health and Human Services, Department of	Pass-Through	University of Pittsburgh	CNVA00062075 (138253-1)	93.866	Aging Research	9,438	-
Health and Human Services, Department of	Pass-Through	University of Pittsburgh	WD00002130 (136596-2)	93.866	Aging Research	9,336	-
Health and Human Services, Department of	Pass-Through	University of Southern California	105622532	93.866	Aging Research	(15,843)	-
Health and Human Services, Department of	Pass-Through	University of Southern California	105622532	93.866	Aging Research	150,275	-
Health and Human Services, Department of	Pass-Through	University of Southern California	107936883	93.866	Aging Research	153,357	-
Health and Human Services, Department of	Pass-Through	University of Southern California	10797470	93.866	Aging Research	37,546	-
Health and Human Services, Department of	Pass-Through	University of Southern California	124148138	93.866	Aging Research	65,175	-
Health and Human Services, Department of	Pass-Through	University of Southern California	125402769	93.866	Aging Research	14,649	-
Health and Human Services, Department of	Pass-Through	University of Southern California	129629634	93.866	Aging Research	417,953	-
Health and Human Services, Department of	Pass-Through	University of Southern California	137248398/ PO#10926353	93.866	Aging Research	20,786	-
Health and Human Services, Department of	Pass-Through	University of Southern California	137888156	93.866	Aging Research	96,406	-
Health and Human Services, Department of	Pass-Through	University of Southern California	140690236	93.866	Aging Research	43,627	-
Health and Human Services, Department of	Pass-Through	University of Southern California	142679734	93.866	Aging Research	44,536	-
Health and Human Services, Department of	Pass-Through	University of Southern California	94683653	93.866	Aging Research	209,092	-
Health and Human Services, Department of	Pass-Through	University of Southern California	SCON-00002454	93.866	Aging Research	46,677	-
Health and Human Services, Department of	Pass-Through	University of Southern California	SCON-00002535	93.866	Aging Research	26,909	-
Health and Human Services, Department of	Pass-Through	University of Southern California	SCON-00002964	93.866	Aging Research	3,408	-
Health and Human Services, Department of	Pass-Through	University of Southern California	SCON-00003459	93.866	Aging Research	8,277	-
Health and Human Services, Department of	Pass-Through	University of Southern California	Subaward 107774911	93.866	Aging Research	41,589	-
Health and Human Services, Department of	Pass-Through	University of Washington	UWSC13007	93.866	Aging Research	28,350	-
Health and Human Services, Department of	Pass-Through	University of Washington	UWSC9900	93.866	Aging Research	11,852	-
Health and Human Services, Department of	Pass-Through	University of Wisconsin	000000487	93.866	Aging Research	7,382	-
Health and Human Services, Department of	Pass-Through	University of Wisconsin	0000000783	93.866	Aging Research	8,157	-
Health and Human Services, Department of	Pass-Through	University of Wisconsin	0000001258	93.866	Aging Research	64,706	-
Health and Human Services, Department of	Pass-Through	Vanderbilt University Medical Center	VUMC86383	93.866	Aging Research	(27,072)	-
Health and Human Services, Department of	Pass-Through	Vanderbilt University Medical Center	VUMC86383	93.866	Aging Research	122,306	-
Health and Human Services, Department of	Pass-Through	Vanderbilt University Medical Center	VUMC86383	93.866	Aging Research	5,231	-
Health and Human Services, Department of	Pass-Through	Wake Forest Baptist Medical Center (WFBMC)	101720-114751	93.866	Aging Research	21,445	-
Health and Human Services, Department of	Pass-Through	Wake Forest University	1262-33664-1100000619	93.866	Aging Research	1,127	-
Health and Human Services, Department of	Pass-Through	Washington University in St. Louis	WU-21-330/ PO 2940996K	93.866	Aging Research	(5,526)	-
Health and Human Services, Department of	Pass-Through	Washington University in St. Louis	WU-22-0297PO ST00004729	93.866	Aging Research	51,634	-
Health and Human Services, Department of	Pass-Through	Wayne State University	WSU17146	93.866	Aging Research	102,497	-
Health and Human Services, Department of	Pass-Through	Wayne State University	WSU18065	93.866	Aging Research	188,145	-
Health and Human Services, Department of	Pass-Through	Yale University	GR105475 (CON-80001681)	93.866	Aging Research	50,053	-
Health and Human Services, Department of	Pass-Through	Yale University	GR105746(CON-80001781)	93.866	Aging Research	88,764	-
						\$ 80,227,896	\$ 7,505,043
Health and Human Services, Department of	Direct		1 K08 EY033420 01	93.867	Vision Research	\$ 72,448	\$ -
Health and Human Services, Department of	Direct		1 R01 EY032475 01A1	93.867	Vision Research	31,425	-
Health and Human Services, Department of	Direct		1 R01 EY032491 01A1	93.867	Vision Research	164,725	-
Health and Human Services, Department of	Direct		2 R01 EY023660 06A1	93.867	Vision Research	158,685	-
Health and Human Services, Department of	Direct		5 K08 EY 032991 02	93.867	Vision Research	190,895	-
Health and Human Services, Department of	Direct		5 K08 EY031757 03	93.867	Vision Research	241,900	-
Health and Human Services, Department of	Direct		5 K08 EY032098 02	93.867	Vision Research	263,213	-
Health and Human Services, Department of	Direct		5 K12 EY022299-10	93.867	Vision Research	235,431	-
Health and Human Services, Department of	Direct		5 K23 EY026985-05	93.867	Vision Research	23,009	-
Health and Human Services, Department of	Direct		5 K23 EY027848-05	93.867	Vision Research	236,173	-
Health and Human Services, Department of	Direct		5 K23EY027849 05	93.867	Vision Research	245,456	-
Health and Human Services, Department of	Direct		5 P30 EY007003-35	93.867	Vision Research	653,855	-
Health and Human Services, Department of	Direct		5 R00 EY025732-05	93.867	Vision Research	(830)	-
Health and Human Services, Department of	Direct		5 R00HL136695-05	93.867	Vision Research	260,651	-
Health and Human Services, Department of	Direct		5 R01 EY007060-29	93.867	Vision Research	252,120	-
Health and Human Services, Department of	Direct		5 R01 EY008976-26	93.867	Vision Research	107,932	-
Health and Human Services, Department of	Direct		5 R01 EY012021-24	93.867	Vision Research	469,758	-
Health and Human Services, Department of	Direct		5 R01 EY014126-17	93.867	Vision Research	102,355	-
Health and Human Services, Department of	Direct		5 R01 EY020895-08	93.867	Vision Research	(3,636)	-
Health and Human Services, Department of	Direct		5 R01 EY024996-05	93.867	Vision Research	310,567	-
Health and Human Services, Department of	Direct		5 R01 EY026641-05	93.867	Vision Research	380,005	142,228
Health and Human Services, Department of	Direct		5 R01 EY027310-04	93.867	Vision Research	(1,766)	-
Health and Human Services, Department of	Direct		5 R01 EY029349-05	93.867	Vision Research	466,966	-
Health and Human Services, Department of	Direct		5 R01 EY029675-04	93.867	Vision Research	468,645	-
Health and Human Services, Department of	Direct		5 R01 EY030989 03	93.867	Vision Research	462,482	-
Health and Human Services, Department of	Direct		5 R01 EY031033 03	93.867	Vision Research	516,921	68,946
Health and Human Services, Department of	Direct		5 R01 EY031961 03	93.867	Vision Research	596,092	-
Health and Human Services, Department of	Direct		5 R01 EY032867-02	93.867	Vision Research	335,616	-
Health and Human Services, Department of	Direct		5 R01EY020823-09	93.867	Vision Research	456,494	-
Health and Human Services, Department of	Direct		5 R01EY031337 03	93.867	Vision Research	839,559	148,577
Health and Human Services, Department of	Direct		5 R21 EY028997-02	93.867	Vision Research	(1)	-
Health and Human Services, Department of	Direct		5 R21 EY029452-02	93.867	Vision Research	16,699	-
Health and Human Services, Department of	Direct		5 R21 EY030363 02	93.867	Vision Research	132,327	8,874
Health and Human Services, Department of	Direct		5 R25 EY032739-02	93.867	Vision Research	56,266	1,876

**University of Michigan
Schedule of Expenditures of Federal Awards
For the Year Ended June 30, 2022**

Cluster Title/Federal Grantor/Program	Type	Pass-Through Grantor	Award Identifier	Assistance Listing		Federal Expenditures	Passed-Through to Subrecipients
				Number	Assistance Listing Program Title		
Health and Human Services, Department of	Direct		5-K08-EY-027458-04	93.867	Vision Research	212,454	-
Health and Human Services, Department of	Direct		T32 EY013934	93.867	Vision Research	141,787	-
Health and Human Services, Department of	Pass-Through	Michigan State University	RC112911A	93.867	Vision Research	71,804	-
Health and Human Services, Department of	Pass-Through	Ohio State University, The	60072806	93.867	Vision Research	(8,828)	-
Health and Human Services, Department of	Pass-Through	Ohio State University, The	GR121139 / PO# SPC-1000004379	93.867	Vision Research	9,705	-
Health and Human Services, Department of	Pass-Through	Oregon Health and Science University	1019606 UMICH	93.867	Vision Research	13,512	-
Health and Human Services, Department of	Pass-Through	PhotoSonoX LLC	Subcontract Research	93.867	Vision Research	67,658	-
Health and Human Services, Department of	Pass-Through	Purdue University	11001214-033	93.867	Vision Research	106,543	-
Health and Human Services, Department of	Pass-Through	University at Buffalo	R1269800	93.867	Vision Research	13,235	-
Health and Human Services, Department of	Pass-Through	University of Kansas	FY2019-038-M3	93.867	Vision Research	143,357	-
Health and Human Services, Department of	Pass-Through	Zebra Biologics Inc.	41EY032011	93.867	Vision Research	262	-
						\$ 9,513,926	\$ 370,501
					Strengthening the Public Health System in US-affiliated		
Health and Human Services, Department of	Pass-Through	University of California - San Francisco	12088sc	93.874	Pacific Islands (Non-PPHF)	\$ 37,381	\$ -
Health and Human Services, Department of	Direct		5 F31 LM012946-02	93.879	Medical Library Assistance	\$ (4,981)	\$ -
Health and Human Services, Department of	Direct		5 K01LM012739 04	93.879	Medical Library Assistance	68,436	-
Health and Human Services, Department of	Direct		5 R01 LM012373-06	93.879	Medical Library Assistance	312,660	-
Health and Human Services, Department of	Direct		5 R01 LM012907-04	93.879	Medical Library Assistance	227,726	61,821
Health and Human Services, Department of	Direct		5 R01 LM013325-04	93.879	Medical Library Assistance	136,592	-
Health and Human Services, Department of	Direct		5 R01 LM0136241-02	93.879	Medical Library Assistance	229,433	-
Health and Human Services, Department of	Direct		5 R01 LM013894-02	93.879	Medical Library Assistance	148,879	-
Health and Human Services, Department of	Pass-Through	University of California-San Diego	118205890	93.879	Medical Library Assistance	124,628	-
Health and Human Services, Department of	Pass-Through	Vanderbilt University Medical Center	VUMC100596	93.879	Medical Library Assistance	40,713	-
						\$ 1,284,086	\$ 61,821
Health and Human Services, Department of	Pass-Through	Michigan Health and Hospital Association, (MHA)	1 U3REP200661-01-00	93.889	National Bioterrorism Hospital Preparedness Program	(133)	-
Health and Human Services, Department of	Pass-Through	Michigan, State of, Health and Human Services, Department of	Covid Funding	93.889	National Bioterrorism Hospital Preparedness Program	(3,795)	-
Health and Human Services, Department of	Pass-Through	Michigan, State of, Health and Human Services, Department of	E20213714-00 BF	93.889	National Bioterrorism Hospital Preparedness Program	46,841	-
Health and Human Services, Department of	Pass-Through	Michigan, State of, Health and Human Services, Department of	E20214946-00 CJ	93.889	National Bioterrorism Hospital Preparedness Program	23,888	-
Health and Human Services, Department of	Pass-Through	Michigan, State of, Health and Human Services, Department of	E20215163-00 CO	93.889	National Bioterrorism Hospital Preparedness Program	14,247	-
Health and Human Services, Department of	Pass-Through	Michigan, State of, Health and Human Services, Department of	E20221369-00 BK	93.889	National Bioterrorism Hospital Preparedness Program	227,941	-
Health and Human Services, Department of	Pass-Through	Michigan, State of, Health and Human Services, Department of	E20223358-00 / AT	93.889	National Bioterrorism Hospital Preparedness Program	23,499	-
Health and Human Services, Department of	Pass-Through	University Hospitals Cleveland Medical Center	WS 2021-1129	93.889	National Bioterrorism Hospital Preparedness Program	138,748	-
						\$ 471,236	\$ -
					Health Care and Public Health (HPH) Sector Information		
Health and Human Services, Department of	Pass-Through	Brigham and Women's Hospital	124109	93.893	Sharing and Analysis Organization (SAO)	\$ 5,129	\$ -
Health and Human Services, Department of	Pass-Through	Brigham and Women's Hospital	124109	93.893	Health Care and Public Health (HPH) Sector Information	12,823	-
					Sharing and Analysis Organization (SAO)	\$ 17,952	\$ -
Health and Human Services, Department of	Direct		5 R01 GM143297-02	93.895	Grants for Faculty Development in Family Medicine	\$ 481,705	\$ -
Health and Human Services, Department of	Pass-Through	Michigan, State of, Health and Human Services, Department of	E20213824-002 N	93.898	Cancer Prevention and Control Programs for State, Territorial and Tribal Organizations	\$ 19,078	\$ -
Health and Human Services, Department of	Pass-Through	Michigan, State of, Health and Human Services, Department of	E20223776-00 O	93.898	Cancer Prevention and Control Programs for State, Territorial and Tribal Organizations	9,906	-
						\$ 28,984	\$ -
					National Institutes of Health Acquired Immunodeficiency		
Health and Human Services, Department of	Pass-Through	University of Washington	UWSC12520	93.936	Syndrome Research Loan Repayment Program	\$ 20,181	\$ -
Health and Human Services, Department of	Pass-Through	Emory University	A369420	93.941	HIV Demonstration, Research, Public and Professional Education Projects	\$ 56,004	\$ -
					Cooperative Agreements to Support State-Based Safe		
Health and Human Services, Department of	Pass-Through	TenecoBio, Inc.	R43AR077336	93.946	Motherhood and Infant Health Initiative Programs	\$ 39,588	\$ -
Health and Human Services, Department of	Direct		5 D43 TW009883 09	93.989	International Research and Research Training	\$ 101,794	\$ -
Health and Human Services, Department of	Direct		5 D43 TW012027-02	93.989	International Research and Research Training	18,714	-
Health and Human Services, Department of	Direct		5 U2 RTW010110-05	93.989	International Research and Research Training	74,157	94,916
Health and Human Services, Department of	Pass-Through	University of South Carolina	19-3865/PO2000046598	93.989	International Research and Research Training	1,780	-
Health and Human Services, Department of	Pass-Through	University of Washington	UWSC9899	93.989	International Research and Research Training	160,358	-
						\$ 356,803	\$ 94,916
Health and Human Services, Department of	Direct		19IPA190604-MOD 3	93.RD		\$ 10,481	\$ -
Health and Human Services, Department of	Direct		19IPA1906094	93.RD		15,107	-
Health and Human Services, Department of	Direct		19IPA1911955	93.RD		85,593	-
Health and Human Services, Department of	Direct		200-2010-33976	93.RD		(17,921)	-
Health and Human Services, Department of	Direct		200-2016-91794	93.RD		1,000	-
Health and Human Services, Department of	Direct		211PA2113467	93.RD		40,186	-
Health and Human Services, Department of	Direct		211PA2110333	93.RD		21,460	-
Health and Human Services, Department of	Direct		211PA2111286	93.RD		89,110	-
Health and Human Services, Department of	Direct		211PA2111287	93.RD		24,864	-
Health and Human Services, Department of	Direct		211PA2116243	93.RD		23,204	-
Health and Human Services, Department of	Direct		221PA2110333-MOD 1 MOD 2	93.RD		3,289	-
Health and Human Services, Department of	Direct		75D30119C05052	93.RD		(203)	-
Health and Human Services, Department of	Direct		75D30121C10457	93.RD		62,270	-
Health and Human Services, Department of	Direct		75D30121C11058	93.RD		402,256	-
Health and Human Services, Department of	Direct		75F40120C00195	93.RD		301,299	51,176
Health and Human Services, Department of	Direct		75F40121C00148	93.RD		162,361	13,004
Health and Human Services, Department of	Direct		75FCMC18D0041	93.RD		52	-
Health and Human Services, Department of	Direct		75FCMC18D0041	93.RD		(902)	-
Health and Human Services, Department of	Direct		75FCMC18D0041	93.RD		1,109,913	-
Health and Human Services, Department of	Direct		75FCMC18D0041/Clin0004AA	93.RD		2,585,028	-
Health and Human Services, Department of	Direct		75N95019C00017	93.RD		186	-
Health and Human Services, Department of	Direct		75N95019C00017	93.RD		396,760	-

University of Michigan
Schedule of Expenditures of Federal Awards
For the Year Ended June 30, 2022

Cluster Title/Federal Grantor/Program	Type	Pass-Through Grantor	Award Identifier	Assistance Listing		Federal Expenditures	Passed-Through to Subrecipients
				Number	Assistance Listing Program Title		
Health and Human Services, Department of	Direct		75N95019C00017	93.RD		336,864	-
Health and Human Services, Department of	Direct		75N95019C00017	93.RD		140,006	-
Health and Human Services, Department of	Direct		75N95019C00017	93.RD		112,611	-
Health and Human Services, Department of	Direct		75N95019C00017	93.RD		128,909	-
Health and Human Services, Department of	Direct		75N95021P00590	93.RD		15,857	-
Health and Human Services, Department of	Direct		HHSF223201810187C	93.RD		174,302	-
Health and Human Services, Department of	Direct		HHSF223201810187C-CLIN0002	93.RD		(36,890)	-
Health and Human Services, Department of	Direct		HHSN2682018000021	93.RD		2,482,818	176,447
Health and Human Services, Department of	Direct		HHSN2682018000021-TO1	93.RD		150,476	-
Health and Human Services, Department of	Direct		HHSN2682018000021-TO2	93.RD		363,351	-
Health and Human Services, Department of	Direct		HHSN272201600049C	93.RD		504,023	-
Health and Human Services, Department of	Direct		HHSN276201400001C	93.RD		(1,743)	-
Health and Human Services, Department of	Direct		HHSP233201800021C-CLIN 1	93.RD		13,989	-
Health and Human Services, Department of	Direct		HHSP233201800021C-CLIN 2	93.RD		103,411	-
Health and Human Services, Department of	Direct		HHSP233201800021C-CLIN 3	93.RD		995,331	-
Health and Human Services, Department of	Direct		HHSP233201800021C-CLIN 4	93.RD		83,912	-
Health and Human Services, Department of	Direct		HHSP233201800021C-CLIN 6	93.RD		193	-
Health and Human Services, Department of	Direct		HHSP233201800021C-CLIN 7	93.RD		66,498	-
Health and Human Services, Department of	Direct		IPA Agreement	93.RD		8,280	-
Health and Human Services, Department of	Direct		IPA Agreement	93.RD		107,976	-
Health and Human Services, Department of	Direct		IPA Agreement	93.RD		46,817	-
Health and Human Services, Department of	Direct		IPA Agreement	93.RD		37,838	-
Health and Human Services, Department of	Direct		IPA Agreement	93.RD		3,902	-
Health and Human Services, Department of	Direct		IPA-Kevin Fu	93.RD		92,665	-
Health and Human Services, Department of	Pass-Through	Abt Associates, Inc.	50803	93.RD		9,136	-
Health and Human Services, Department of	Pass-Through	Abt Associates, Inc.	52117	93.RD		215,700	-
Health and Human Services, Department of	Pass-Through	Altarum Institute	SC-20-011	93.RD		24,471	-
Health and Human Services, Department of	Pass-Through	Altarum Institute	SC-20-011/12602.101	93.RD		101,669	-
Health and Human Services, Department of	Pass-Through	American Indian Health and Family Services of SE Michigan, Inc (AIHFS)	RA E#E/07/31/19	93.RD		87,992	-
Health and Human Services, Department of	Pass-Through	Arbor Medical Innovations, LLC	Research Agreement	93.RD		14,484	-
Health and Human Services, Department of	Pass-Through	Arbor Research Collaborative For Health	579996 / Contract# 10064328	93.RD		3,054	-
Health and Human Services, Department of	Pass-Through	Arbor Research Collaborative For Health	75FCMC18D0016	93.RD		9,765	-
Health and Human Services, Department of	Pass-Through	Arbor Research Collaborative For Health	Amendment 3	93.RD		122,307	-
Health and Human Services, Department of	Pass-Through	Arbor Research Collaborative For Health	HHSM-500-T003	93.RD		(880)	-
Health and Human Services, Department of	Pass-Through	Arbor Research Collaborative For Health	Second Amendment	93.RD		410,502	-
Health and Human Services, Department of	Pass-Through	Area Agency on Aging 1 B	Acknowledgement Letter	93.RD		76,562	-
Health and Human Services, Department of	Pass-Through	Area Agency on Aging 1 B	Award Letter	93.RD		(18,669)	-
Health and Human Services, Department of	Pass-Through	Area Agency on Aging 1 B	Exhibit A	93.RD		9,820	-
Health and Human Services, Department of	Pass-Through	Argonne National Laboratory	1F-60255	93.RD		186,515	-
Health and Human Services, Department of	Pass-Through	ATGC, Inc	Subcontract	93.RD		163,713	-
Health and Human Services, Department of	Pass-Through	Bayside Medical Center	21-114-1	93.RD		27,199	-
Health and Human Services, Department of	Pass-Through	BlueWillow Biologies, Inc.	Research Agreement	93.RD		94,674	-
Health and Human Services, Department of	Pass-Through	Brown University	00001789	93.RD		12,429	-
Health and Human Services, Department of	Pass-Through	Case Western Reserve University	RES513359	93.RD		21,048	-
Health and Human Services, Department of	Pass-Through	Case Western Reserve University	RES516482	93.RD		3,261	-
Health and Human Services, Department of	Pass-Through	Christopher Reeve Paralysis Foundation	Award Letter	93.RD		11,675	-
Health and Human Services, Department of	Pass-Through	Columbia University	24(GG015997-01)	93.RD		76,128	-
Health and Human Services, Department of	Pass-Through	Computerized Imaging Reference Systems, Inc.	Agreement	93.RD		102,473	-
Health and Human Services, Department of	Pass-Through	Courage Therapeutics, Inc.	Research Agreement	93.RD		35,905	-
Health and Human Services, Department of	Pass-Through	Curi Bio	Research Agreement	93.RD		253	-
Health and Human Services, Department of	Pass-Through	Duke University	A032744	93.RD		14,241	-
Health and Human Services, Department of	Pass-Through	Duke University	A034235/Prime 75F40120C00179	93.RD		48,709	-
Health and Human Services, Department of	Pass-Through	Duke University	A03-4619	93.RD		10,973	-
Health and Human Services, Department of	Pass-Through	Emory University	A576202	93.RD		14,332	-
Health and Human Services, Department of	Pass-Through	Flint, City of	Research Agreement	93.RD		(18,710)	-
Health and Human Services, Department of	Pass-Through	GreenMark Biomedical, Inc.	Ph II Research Agreement	93.RD		141,180	-
Health and Human Services, Department of	Pass-Through	Health Research and Educational Trust	87725	93.RD		28,178	-
Health and Human Services, Department of	Pass-Through	Healthcare Inc.	Services Agreement	93.RD		95,080	-
Health and Human Services, Department of	Pass-Through	Hennepin Healthcare Research Institute (HHRI)	75R60220C00	93.RD		36,898	-
Health and Human Services, Department of	Pass-Through	Hennepin Healthcare Research Institute (HHRI)	75R60220C00011	93.RD		9,859	-
Health and Human Services, Department of	Pass-Through	ICF Incorporated, LLC	19JGSK0022	93.RD		923	-
Health and Human Services, Department of	Pass-Through	Innovative BioTherapies, Inc.	Agreement	93.RD		32,248	-
Health and Human Services, Department of	Pass-Through	Integrated Sensors, LLC	Research Agreement	93.RD		152,284	-
Health and Human Services, Department of	Pass-Through	InvivoSciences Inc.	Research Collaboration	93.RD		23,970	-
Health and Human Services, Department of	Pass-Through	Kaiser Permanente Northern California	RNG211062-UMICH-01	93.RD		7,851	-
Health and Human Services, Department of	Pass-Through	Kaiser Permanente Research Foundation Institute	RNG211064-UMICH-01	93.RD		7,851	-
Health and Human Services, Department of	Pass-Through	Leidos Biomedical Research, Inc.	19X025Q/Task HHSN261000062	93.RD		(3,627)	-
Health and Human Services, Department of	Pass-Through	Lewin Group	01.05645.010	93.RD		90,228	-
Health and Human Services, Department of	Pass-Through	Massachusetts General Hospital	236620	93.RD		198,373	-
Health and Human Services, Department of	Pass-Through	Materna Medical, Inc.	096987	93.RD		58,103	-
Health and Human Services, Department of	Pass-Through	Michigan Primary Care Association	Beecher	93.RD		23,605	-
Health and Human Services, Department of	Pass-Through	Michigan Primary Care Association	Bishop Elementary School	93.RD		(28,030)	-
Health and Human Services, Department of	Pass-Through	Michigan Primary Care Association	CAHC Flint Network	93.RD		545,504	-
Health and Human Services, Department of	Pass-Through	Michigan Primary Care Association	Flint Network	93.RD		191,578	-
Health and Human Services, Department of	Pass-Through	Michigan Primary Care Association	Grant Agreement	93.RD		5,145	-
Health and Human Services, Department of	Pass-Through	Michigan Primary Care Association	Grant Agreement	93.RD		8,608	-
Health and Human Services, Department of	Pass-Through	Michigan Primary Care Association	Grant Agreement	93.RD		(46,751)	-
Health and Human Services, Department of	Pass-Through	Michigan Primary Care Association	Grant Agreement	93.RD		(17,242)	-

**University of Michigan
Schedule of Expenditures of Federal Awards
For the Year Ended June 30, 2022**

Cluster Title/Federal Grantor/Program	Type	Pass-Through Grantor	Award Identifier	Assistance Listing		Federal Expenditures	Passed-Through to Subrecipients
				Number	Assistance Listing Program Title		
Health and Human Services, Department of	Pass-Through	Michigan Primary Care Association	Grant Agreement	93.RD		357	-
Health and Human Services, Department of	Pass-Through	Michigan Primary Care Association	Grant Agreement	93.RD		(8,323)	-
Health and Human Services, Department of	Pass-Through	Michigan Primary Care Association	Grant Agreement	93.RD		(1,244)	-
Health and Human Services, Department of	Pass-Through	Michigan Primary Care Association	Grant Agreement	93.RD		4,655	-
Health and Human Services, Department of	Pass-Through	Michigan Primary Care Association	Grant Agreement	93.RD		36,178	-
Health and Human Services, Department of	Pass-Through	Michigan Primary Care Association	Grant Agreement	93.RD		17,289	-
Health and Human Services, Department of	Pass-Through	Michigan Primary Care Association	Grant Agreement	93.RD		(1,355)	-
Health and Human Services, Department of	Pass-Through	Michigan Primary Care Association	Grant Agreement	93.RD		35,094	-
Health and Human Services, Department of	Pass-Through	Michigan Primary Care Association	Grant Agreement	93.RD		183,636	-
Health and Human Services, Department of	Pass-Through	Michigan Primary Care Association	Grant Agreement	93.RD		180,944	-
Health and Human Services, Department of	Pass-Through	Michigan Primary Care Association	Grant Agreement	93.RD		124,143	-
Health and Human Services, Department of	Pass-Through	Michigan Primary Care Association	Grant Agreement	93.RD		139,152	-
Health and Human Services, Department of	Pass-Through	Michigan Primary Care Association	Grant Agreement	93.RD		151,741	-
Health and Human Services, Department of	Pass-Through	Michigan Primary Care Association	Grant Agreement	93.RD		132,735	-
Health and Human Services, Department of	Pass-Through	Michigan Primary Care Association	International Academy of Flint	93.RD		68,730	-
Health and Human Services, Department of	Pass-Through	Michigan Primary Care Association	Lincoln High School	93.RD		49,259	-
Health and Human Services, Department of	Pass-Through	Michigan Primary Care Association	Lincoln Middle School	93.RD		30,135	-
Health and Human Services, Department of	Pass-Through	Michigan Primary Care Association	Scarlett	93.RD		39,431	-
Health and Human Services, Department of	Pass-Through	Michigan Primary Care Association	Ypsilanti High School	93.RD		37,203	-
Health and Human Services, Department of	Pass-Through	Michigan Primary Care Association	Ypsilanti Middle School	93.RD		12,549	-
Health and Human Services, Department of	Pass-Through	Michigan Public Health Institute	Q-30212-115-504200	93.RD		94,266	-
Health and Human Services, Department of	Pass-Through	Mitovation, Inc.	Agreement	93.RD		127,312	-
Health and Human Services, Department of	Pass-Through	National Network of Public Health Institutes (NNPHI)	G2095_AG-0711	93.RD		232,308	-
Health and Human Services, Department of	Pass-Through	New England Research Institutes, Inc. dba HealthCore	PROCUREMENT SERVICES AGREEM	93.RD		49,632	-
Health and Human Services, Department of	Pass-Through	New England Research Institutes, Inc. dba HealthCore	PROCUREMENT SERVICES AGREEM	93.RD		(2,742)	-
Health and Human Services, Department of	Pass-Through	New England Research Institutes, Inc. dba HealthCore	Service Agreement	93.RD		39,489	-
Health and Human Services, Department of	Pass-Through	New England Research Institutes, Inc. dba HealthCore	Services Agreement	93.RD		2	-
Health and Human Services, Department of	Pass-Through	Northwestern University	SP0033779 60044358 UMHHSN27220	93.RD		2,887	-
Health and Human Services, Department of	Pass-Through	NOTA Laboratories LLC	Amendment	93.RD		17,262	-
Health and Human Services, Department of	Pass-Through	NRG Oncology	NRG-Morgan-GY9	93.RD		2,542	-
Health and Human Services, Department of	Pass-Through	Prevent Child Abuse America	Agreement	93.RD		21,459	-
Health and Human Services, Department of	Pass-Through	Public Health Institute	AR03445	93.RD		7,834	-
Health and Human Services, Department of	Pass-Through	Purchaser Business Group on Health (PBGH)	Consulting Services Agreement	93.RD		18,817	-
Health and Human Services, Department of	Pass-Through	Research Institute at Nationwide Children's Hospital	710067-0922-00	93.RD		108,688	-
Health and Human Services, Department of	Pass-Through	Research Triangle Institute (dba RTI Health Solutions)	15-312-0217571-66096L	93.RD		871,617	-
Health and Human Services, Department of	Pass-Through	Research Triangle Institute (dba RTI Health Solutions)	21-312-0214643-65091L	93.RD		(142)	-
Health and Human Services, Department of	Pass-Through	RTI International	7-312-0217571-66063L	93.RD		857,430	448,466
Health and Human Services, Department of	Pass-Through	Rush University	19022804-Sub01	93.RD		5,331	-
Health and Human Services, Department of	Pass-Through	Rush University Medical Center	17061501-Sub02	93.RD		(11,917)	-
Health and Human Services, Department of	Pass-Through	SignaBlok, Inc.	1R43AR078110-01	93.RD		33,768	-
Health and Human Services, Department of	Pass-Through	Society for Academic Emergency Medicine	RE2020-0000000212	93.RD		3,052	-
Health and Human Services, Department of	Pass-Through	St. Jude Children's Research Hospital	1120104050-7936391	93.RD		199,534	160,625
Health and Human Services, Department of	Pass-Through	St. Jude Children's Research Hospital	112103031-7887542	93.RD		11	-
Health and Human Services, Department of	Pass-Through	St. Jude Children's Research Hospital	112104030-7848353	93.RD		25	-
Health and Human Services, Department of	Pass-Through	St. Jude Children's Research Hospital	112104040-7889272	93.RD		2,479	988
Health and Human Services, Department of	Pass-Through	St. Jude Children's Research Hospital	112107010-7853514	93.RD		41,169	-
Health and Human Services, Department of	Pass-Through	St. Jude Children's Research Hospital	112107015-7854642	93.RD		1,135	-
Health and Human Services, Department of	Pass-Through	St. Jude Children's Research Hospital	112107025-7888943	93.RD		2,698	-
Health and Human Services, Department of	Pass-Through	St. Jude Children's Research Hospital	112107035-7953202	93.RD		89,200	-
Health and Human Services, Department of	Pass-Through	St. Jude Children's Research Hospital	112336015-7930825	93.RD		91,987	66,194
Health and Human Services, Department of	Pass-Through	St. Jude Children's Research Hospital	112997010-8010269	93.RD		564,095	148,727
Health and Human Services, Department of	Pass-Through	St. Jude Children's Research Hospital	11299702A-8061317	93.RD		138,254	73,399
Health and Human Services, Department of	Pass-Through	The Emmes Corporation	13543C.AdHoc.Umich.Prasov-00	93.RD		299	-
Health and Human Services, Department of	Pass-Through	The Emmes Corporation	Consulting Agreement	93.RD		303	-
Health and Human Services, Department of	Pass-Through	The Icahn School of Medicine at Mount Sinai (ISMMS)	0258-A406-4609	93.RD		(874)	-
Health and Human Services, Department of	Pass-Through	The Icahn School of Medicine at Mount Sinai (ISMMS)	0258-A410-4609/Option 12A	93.RD		8,236	-
Health and Human Services, Department of	Pass-Through	The Icahn School of Medicine at Mount Sinai (ISMMS)	0258-A422-4609 (Biofire Testin	93.RD		69,341	-
Health and Human Services, Department of	Pass-Through	The Icahn School of Medicine at Mount Sinai (ISMMS)	0258-A422-4609 (Main)	93.RD		2,109,804	-
Health and Human Services, Department of	Pass-Through	The Icahn School of Medicine at Mount Sinai (ISMMS)	0258-A422-4609 (PBMCS)	93.RD		35,326	-
Health and Human Services, Department of	Pass-Through	The Icahn School of Medicine at Mount Sinai (ISMMS)	0258-A428-4609	93.RD		43,130	-
Health and Human Services, Department of	Pass-Through	The Icahn School of Medicine at Mount Sinai (ISMMS)	0258-A443-4609	93.RD		165,064	-
Health and Human Services, Department of	Pass-Through	The Jackson Laboratory	210314-0521-08	93.RD		(42,251)	-
Health and Human Services, Department of	Pass-Through	Therapeutics System Research Lab, Inc. (TSRL, Inc.)	Subcontract	93.RD		14,793	-
Health and Human Services, Department of	Pass-Through	Third Sector New England Inc. (TSNE)	12889	93.RD		19,402	-
Health and Human Services, Department of	Pass-Through	United Automobile Workers	Amendment #3	93.RD		175,628	-
Health and Human Services, Department of	Pass-Through	United Automobile Workers	Amendment #4	93.RD		10,779	-
Health and Human Services, Department of	Pass-Through	United Automobile Workers	Program Evaluation Agreement	93.RD		(11,773)	-
Health and Human Services, Department of	Pass-Through	University at Buffalo	R1252051	93.RD		3,030	-
Health and Human Services, Department of	Pass-Through	University at Buffalo	R1288948	93.RD		8,770	-
Health and Human Services, Department of	Pass-Through	University Hospitals Cleveland Medical Center	Sub-Recipient Agreement	93.RD		65,785	-
Health and Human Services, Department of	Pass-Through	University of California-Santa Cruz	A18-0757-S004-P0688537	93.RD		90	-
Health and Human Services, Department of	Pass-Through	University of Chicago	75N92020D00018/75N92020F00001	93.RD		89,577	-
Health and Human Services, Department of	Pass-Through	University of Chicago	AWD101462T	93.RD		44,694	-
Health and Human Services, Department of	Pass-Through	University of Maryland, College Park	113678-Z0537201	93.RD		1,400	-
Health and Human Services, Department of	Pass-Through	University of Minnesota	A009637001	93.RD		21,124	-
Health and Human Services, Department of	Pass-Through	University of North Carolina at Chapel Hill	5116542	93.RD		306,347	88,280
Health and Human Services, Department of	Pass-Through	University of North Carolina at Chapel Hill	5120346	93.RD		8,737	-
Health and Human Services, Department of	Pass-Through	University of Pennsylvania	53778 PO4704269	93.RD		1,059,207	-

**University of Michigan
Schedule of Expenditures of Federal Awards
For the Year Ended June 30, 2022**

Cluster Title/Federal Grantor/Program	Type	Pass-Through Grantor	Award Identifier	Assistance Listing		Assistance Listing Program Title	Federal Expenditures	Passed-Through to Subrecipients
				Number				
Health and Human Services, Department of	Pass-Through	University of Pennsylvania	56631/PO 4712124	93.RD			126,969	-
Health and Human Services, Department of	Pass-Through	University of Pennsylvania	580638	93.RD			55,801	-
Health and Human Services, Department of	Pass-Through	University of Pennsylvania	582751/PO 4811596	93.RD			136,569	-
Health and Human Services, Department of	Pass-Through	University of Pennsylvania	584518	93.RD			103,793	-
Health and Human Services, Department of	Pass-Through	University of Pittsburgh	AWD00002607-1	93.RD			(337,402)	2,143,650
Health and Human Services, Department of	Pass-Through	University of Southern California	102639403	93.RD			122,851	-
Health and Human Services, Department of	Pass-Through	University of Wisconsin	0000000984	93.RD			167,740	-
Health and Human Services, Department of	Pass-Through	Vanderbilt University	VUMC 93685	93.RD			24,698	-
Health and Human Services, Department of	Pass-Through	Westat, Inc.	6757-00-S001	93.RD			267,477	-
Health and Human Services, Department of	Pass-Through	Westat, Inc.	6793-02-S008	93.RD			983,893	-
Health and Human Services, Department of	Pass-Through	Xoran Technologies, LLC	Agreement	93.RD			12,472	-
							<u>\$ 25,391,956</u>	<u>\$ 3,370,956</u>
			Total Health and Human Services, Department of				<u>\$ 723,930,731</u>	<u>\$ 66,137,734</u>
Social Security Administration	Direct		2 RRC08098401-10-00	96.007	Social Security Research and Demonstration		\$ 70	\$ -
Social Security Administration	Direct		5 RDR18000002-01-00	96.007	Social Security Research and Demonstration		251,155	196,379
Social Security Administration	Direct		5 RDR18000002-02-00	96.007	Social Security Research and Demonstration		438,667	364,481
Social Security Administration	Direct		5 RDR18000002-03-00	96.007	Social Security Research and Demonstration		900,605	609,397
Social Security Administration	Direct		6 RDR18000002-04-01	96.007	Social Security Research and Demonstration		773,062	386,790
			Total Social Security Administration				<u>\$ 2,363,559</u>	<u>\$ 1,557,047</u>
Homeland Security, Department of	Pass-Through	University of Arizona	559909	97.044	Assistance to Firefighters Grant		\$ 17,397	\$ -
Homeland Security, Department of	Pass-Through	University of Arizona	589059	97.044	Assistance to Firefighters Grant		6,268	-
Homeland Security, Department of	Pass-Through	University of Arizona	641835	97.044	Assistance to Firefighters Grant		2,699	-
Homeland Security, Department of	Pass-Through	University of Arizona	643541	97.044	Assistance to Firefighters Grant		2,881	-
							<u>\$ 29,245</u>	<u>\$ -</u>
Homeland Security, Department of	Pass-Through	University of Illinois-Urbana-Champaign	077083-18658	97.061	Centers for Homeland Security Evaluation and Demonstration of Technologies Related to Countering Weapons of Mass Destruction		\$ 113,401	\$ 42,894
Homeland Security, Department of	Direct		15DNARI00015-05-00	97.077	Evaluation and Demonstration of Technologies Related to Countering Weapons of Mass Destruction		\$ 17,410	\$ -
Homeland Security, Department of	Direct		16DNARI00022-05-02	97.077	Evaluation and Demonstration of Technologies Related to Countering Weapons of Mass Destruction		188,119	-
Homeland Security, Department of	Direct		18DNARI00023-01-00	97.077	Evaluation and Demonstration of Technologies Related to Countering Weapons of Mass Destruction		6	-
Homeland Security, Department of	Direct		21CWDARI00040-02-00	97.077	Evaluation and Demonstration of Technologies Related to Countering Weapons of Mass Destruction		219,431	-
							<u>\$ 424,966</u>	<u>\$ -</u>
Homeland Security, Department of	Pass-Through	Radiation Monitoring Devices, Inc.	C19-14	97.RD			\$ 176,418	\$ -
			Total Homeland Security, Department of				<u>\$ 744,030</u>	<u>\$ 42,894</u>
United States Agency for International Development	Pass-Through	Georgia Institute of Technology	AWD-000781-S1	98.001	USAID Foreign Assistance for Programs Overseas		\$ 13,870	\$ -
United States Agency for International Development	Pass-Through	Georgia Institute of Technology	AWD-002429-S1	98.001	USAID Foreign Assistance for Programs Overseas		185,420	-
United States Agency for International Development	Pass-Through	University of California - Davis	201700999-01	98.001	USAID Foreign Assistance for Programs Overseas		67,000	-
United States Agency for International Development	Pass-Through	University of California - Davis	A20-1825-S007	98.001	USAID Foreign Assistance for Programs Overseas		27,228	-
United States Agency for International Development	Pass-Through	VisionSpring, Inc.	7200AA19FA00019	98.001	USAID Foreign Assistance for Programs Overseas		16,814	-
							<u>\$ 310,332</u>	<u>\$ -</u>
United States Agency for International Development	Pass-Through	Kwame Nkrumah University of Science and Technology (KNUST)	2000012345B	98.RD			\$ 7,448	\$ -
			Total United States Agency for International Development				<u>\$ 317,780</u>	<u>\$ -</u>
Director of National Intelligence, Office of the	Direct		FA8650-19-C-9101	99.RD			\$ 560,288	\$ 151,659
Director of National Intelligence, Office of the	Pass-Through	SRI International	PO38735	99.RD			(2,486)	-
Director of National Intelligence, Office of the	Pass-Through	University of Southern California	136524011	99.RD			76,678	-
			Total Director of National Intelligence, Office of the				<u>\$ 634,480</u>	<u>\$ 151,659</u>
Millennium Challenge Corporation	Direct		95332420C0056	99.RD			\$ 998,243	\$ -
			Total Millennium Challenge Corporation				<u>\$ 998,243</u>	<u>\$ -</u>
President, Executive Office of the	Pass-Through	Lockheed Martin Corporation	4104351814	99.RD			\$ (6,461)	\$ -
President, Executive Office of the	Pass-Through	Washtenaw, County of	G15SM0003A/PO 20200346	99.RD			25	-
President, Executive Office of the	Pass-Through	Washtenaw, County of	G20SM0003A PO20210562	99.RD			44,393	-
President, Executive Office of the	Pass-Through	Washtenaw, County of	G22SM0003A	99.RD			39,401	-
President, Executive Office of the	Pass-Through	Washtenaw, County of	PO#20181378	99.RD			246	-
			Total President, Executive Office of the				<u>\$ 77,604</u>	<u>\$ -</u>
United States Agency for Global Media	Direct		B00225-1107-00	99.RD			\$ 3,209	\$ -
			Total United States Agency for Global Media				<u>\$ 3,209</u>	<u>\$ -</u>
United States Botanic Garden	Pass-Through	American Public Gardens Association (APGA)	Award	99.RD			\$ (5,100)	\$ -
United States Botanic Garden	Pass-Through	American Public Gardens Association (APGA)	Award Letter	99.RD			23,698	-
United States Botanic Garden	Pass-Through	American Public Gardens Association (APGA)	Emails	99.RD			7,075	-
			United States Botanic Garden				<u>\$ 25,673</u>	<u>\$ -</u>
			Total research and development cluster				<u>\$ 1,037,934,976</u>	<u>\$ 104,182,173</u>
OTHER PROGRAMS								
Treasury, Department of the	Pass-Through	Michigan Health and Hospital Association, (MHA)	Cares Act Funds	21.019	COVID-19 Coronavirus Relief Fund		\$ (4,099)	\$ -
Treasury, Department of the	Pass-Through	Michigan, State of, Education, Department of	Check NO 1102093263	21.019	COVID-19 Coronavirus Relief Fund		252,293	-
Treasury, Department of the	Pass-Through	Michigan, State of, Education, Department of	Child Care Relief	21.019	COVID-19 Coronavirus Relief Fund		(2,751)	-
Treasury, Department of the	Pass-Through	Michigan, State of, Education, Department of	COVID FUNDS	21.019	COVID-19 Coronavirus Relief Fund		135,111	-

**University of Michigan
Schedule of Expenditures of Federal Awards
For the Year Ended June 30, 2022**

Cluster Title/Federal Grantor/Program	Type	Pass-Through Grantor	Award Identifier	Assistance Listing		Federal Expenditures	Passed-Through to Subrecipients
				Number	Assistance Listing Program Title		
Treasury, Department of the	Pass-Through	Michigan, State of, Environment, Great Lakes, and Energy, Department of	2020-7511	21.019	COVID-19 Coronavirus Relief Fund	(4,454)	-
Treasury, Department of the	Pass-Through	Michigan, State of, Health and Human Services, Department of	E20204571-00 CX	21.019	COVID-19 Coronavirus Relief Fund	1,400	-
						<u>\$ 377,500</u>	<u>\$ -</u>
Treasury, Department of the	Pass-Through	Michigan Health and Hospital Association, (MHA)	West Covid	21.027	COVID-19 CORONAVIRUS STATE AND LOCAL FISCAL RECOVERY FUNDS	\$ 1,347,286	\$ -
			Total Treasury, Department of the			<u>\$ 1,724,786</u>	<u>\$ -</u>
Energy, Department of	Pass-Through	Michigan, State of, Environment, Great Lakes, and Energy, Department of	MEO-21-082	81.041	State Energy Program	\$ 147,327	\$ -
Energy, Department of	Pass-Through	Michigan, State of, Environment, Great Lakes, and Energy, Department of	MEO-19-039	81.041	State Energy Program	31,423	-
Energy, Department of	Pass-Through	Michigan, State of, Environment, Great Lakes, and Energy, Department of	MEO-21-083	81.041	State Energy Program	67,192	15,502
Energy, Department of	Pass-Through	Michigan, State of, Environment, Great Lakes, and Energy, Department of	OCWPA-21-007	81.041	State Energy Program	23,772	10,719
			Total Energy, Department of			<u>\$ 269,714</u>	<u>\$ 26,221</u>
Education, Department of	Pass-Through	Michigan Virtual University	Subcontract	84.425c	COVID-19 Education Stabilization Fund	\$ 302,507	\$ -
Education, Department of	Direct		P425E203180-20B	84.425e	COVID-19 Education Stabilization Fund	\$ 33,516,192	\$ -
Education, Department of	Direct		P425E203903-20B	84.425e	COVID-19 Education Stabilization Fund	12,010,185	-
Education, Department of	Direct		P425E205304-20B	84.425e	COVID-19 Education Stabilization Fund	7,353,935	-
						<u>\$ 52,880,312</u>	<u>\$ -</u>
Education, Department of	Direct		P425F202099	84.425f	COVID-19 Education Stabilization Fund	\$ 6,498,146	\$ -
Education, Department of	Direct		P425F202824	84.425f	COVID-19 Education Stabilization Fund	28,423,779	-
Education, Department of	Direct		P425F203504	84.425f	COVID-19 Education Stabilization Fund	13,116,240	-
						<u>\$ 48,038,165</u>	<u>\$ -</u>
Education, Department of	Direct		P425M200548	84.425m	COVID-19 Education Stabilization Fund	\$ 628,290	\$ -
Education, Department of	Direct		P425M200616	84.425m	COVID-19 Education Stabilization Fund	1,098,787	-
						<u>\$ 1,727,077</u>	<u>\$ -</u>
			Total Education, Department of			<u>\$ 102,948,061</u>	<u>\$ -</u>
Health and Human Services, Department of	Pass-Through	Michigan, State of, Health and Human Services, Department of	E20213813-001 Q	93.268	Immunization Cooperative Agreements	\$ 43,024	\$ -
Health and Human Services, Department of	Pass-Through	Michigan, State of, Health and Human Services, Department of	E20221867-00 / P	93.268	Immunization Cooperative Agreements	44,684	-
						<u>\$ 87,708</u>	<u>\$ -</u>
Health and Human Services, Department of	Direct		CARES ACT FUNDS	93.461	COVID-19 HRSA COVID-19 Claims Reimbursement for the Uninsured Program and the COVID-19 Coverage Assistance Fund	\$ 1,536,024	\$ -
Health and Human Services, Department of	Direct		CARES ACT FUNDS	93.498	COVID-19 Provider Relief Fund and American Rescue Plan (ARP) Rural Distribution	\$ 2,364,852	\$ -
Health and Human Services, Department of	Direct		Deposit of funds from Sponsor	93.498	COVID-19 Provider Relief Fund and American Rescue Plan (ARP) Rural Distribution	131,417,301	-
Health and Human Services, Department of	Direct		Metro PRF PG	93.498	COVID-19 Provider Relief Fund and American Rescue Plan (ARP) Rural Distribution	23,940	-
						<u>\$ 133,806,093</u>	<u>\$ -</u>
Health and Human Services, Department of	Direct		6 H76HA00182-26-00	93.918	Grants to Provide Outpatient Early Intervention Services with Respect to HIV Disease	\$ 297,980	\$ -
Health and Human Services, Department of	Direct		6 H76HA00182-26-02	93.918	Grants to Provide Outpatient Early Intervention Services with Respect to HIV Disease	257,503	-
Health and Human Services, Department of	Direct		H7CHA373020101	93.918	Grants to Provide Outpatient Early Intervention Services with Respect to HIV Disease	13,110	-
						<u>\$ 568,593</u>	<u>\$ -</u>
Health and Human Services, Department of	Pass-Through	Michigan, State of, Health and Human Services, Department of	E20192538-002	93.958	Block Grants for Community Mental Health Services	\$ (3,550)	\$ -
Health and Human Services, Department of	Pass-Through	Michigan, State of, Health and Human Services, Department of	E20221496-001 / AI	93.958	Block Grants for Community Mental Health Services	180,784	-
						<u>\$ 177,234</u>	<u>\$ -</u>
Health and Human Services, Department of	Pass-Through	Michigan, State of, Health and Human Services, Department of	E20203778-00 Proj CN	93.994	Maternal and Child Health Services Block Grant to the States	\$ (123)	\$ -
Health and Human Services, Department of	Pass-Through	Michigan, State of, Health and Human Services, Department of	E20213689-00 BS	93.994	Maternal and Child Health Services Block Grant to the States	(6,229)	-
Health and Human Services, Department of	Pass-Through	Michigan, State of, Health and Human Services, Department of	E20213801-00 T	93.994	Maternal and Child Health Services Block Grant to the States	4,054	-
Health and Human Services, Department of	Pass-Through	Michigan, State of, Health and Human Services, Department of	E20221367-00 / T	93.994	Maternal and Child Health Services Block Grant to the States	11,214	-
						<u>\$ 8,916</u>	<u>\$ -</u>
			Total Health and Human Services, Department of			<u>\$ 136,184,568</u>	<u>\$ -</u>
Corporation for National and Community Service	Pass-Through	National College Advising Corps	18EDHNC001	94.006	AmeriCorps	\$ (35,992)	\$ -
Corporation for National and Community Service	Pass-Through	National College Advising Corps	Grant Agreement	94.006	AmeriCorps	292,932	-
Corporation for National and Community Service	Pass-Through	Public Allies	OP022-94.006-20-PADT	94.006	AmeriCorps	(271,499)	-
			Total Corporation for National and Community Service			<u>\$ (14,559)</u>	<u>\$ -</u>
Homeland Security, Department of	Pass-Through	Michigan, State of, State Police	PA-05-MI-4494-PW-00135(0)	97.036	COVID-19 Disaster Grants - Public Assistance (Presidentially Declared Disasters)	\$ 1,467,608	\$ -
Homeland Security, Department of	Pass-Through	Michigan, State of, State Police	PA-05-MI-4494-PW-0017(0)	97.036	COVID-19 Disaster Grants - Public Assistance (Presidentially Declared Disasters)	2,879,581	-
			Total Homeland Security, Department of			<u>\$ 4,347,189</u>	<u>\$ -</u>
			Total other programs			<u>\$ 245,459,759</u>	<u>\$ 26,221</u>
			Total federal expenditures			<u>\$ 1,735,557,736</u>	<u>\$ 104,533,019</u>

University of Michigan
Notes to Schedule of Expenditures of Federal Awards
For the Year Ended June 30, 2022

1. Summary of Significant Accounting Policies

The accompanying Schedule of Expenditures of Federal Awards (the “SEFA”) includes all federal grant transaction activity of the University of Michigan (the “University”) recorded on the accrual basis of accounting unless otherwise directed by the terms and conditions of the underlying awards. The information in the SEFA is presented in accordance with Title 2 U.S. *Code of Federal Regulations* Part 200, *Uniform Administrative Requirements, Cost Principles and Audit Requirements for Federal Awards* (the “Uniform Guidance”). As the SEFA presents only the federal award activity of the University, it is not intended to and does not present the net position, changes in net position and cash flows of the University.

Negative amounts presented in the SEFA represent adjustments, in the normal course of business, to expenditures reported in prior years. Complete Assistance Listing numbers and pass-through numbers are provided on the SEFA when available.

2. Indirect Costs

The University applies its predetermined approved facilities and administrative rate when charging indirect costs to federal awards rather than the 10 percent de minimus cost rate as described in Section 200.414 of the Uniform Guidance. The indirect cost rates approved by the University’s cognizant agency, the Department of Health and Human Services, for organized research, instruction and other sponsored activities through June 30, 2024 are as follows:

	July 1, 2021 – <u>June 30, 2024</u>
On-campus organized research	56%
On-campus instruction	54%
On-campus other sponsored activities	29%
Off-campus all programs	26%

University of Michigan
Notes to Schedule of Expenditures of Federal Awards
For the Year Ended June 30, 2022

3. University-Administered Federal Loan Programs

The federal loan programs listed below are administered directly by the University and outstanding balances related to these programs are included in the University's financial statements. The amount of loans outstanding at the beginning of the year, loans made during the year and the administrative cost allowance are included in the SEFA. The balance of loans outstanding at June 30, 2022 consists of:

	Assistance Listing Number	Outstanding Balance at June 30, 2022
Department of Education, Federal Perkins Program	84.038	<u>\$ 23,524,903</u>
Department of Health and Human Services:		
Nursing Faculty Loan Program	93.264	<u>4,588,333</u>
Health Professions Loan Program – Medicine/Primary Care	93.342	953,318
Health Professions Loan Program – Pharmacy	93.342	1,645,000
Health Professions Loan Program – Dentistry	93.342	<u>8,220,548</u>
		<u>10,818,866</u>
Nursing Student Loan – Baccalaureate	93.364	2,026,064
Nursing Student Loan – Graduate	93.364	<u>465,478</u>
		<u>2,491,542</u>
Disadvantaged Student Loan Program – Medicine/Primary Care	93.925	4,641,950
Disadvantaged Student Loan Program – Pharmacy	93.925	58,267
Disadvantaged Student Loan Program – Dentistry	93.925	<u>103,376</u>
		<u>4,803,593</u>
Total University administered federal loans outstanding		<u><u>\$ 46,227,237</u></u>



Report of Independent Auditors on Internal Control Over Financial Reporting and on Compliance and Other Matters Based on an Audit of Financial Statements Performed in Accordance with *Government Auditing Standards*

To the Regents of the University of Michigan

We have audited, in accordance with auditing standards generally accepted in the United States of America and the standards applicable to financial audits contained in *Government Auditing Standards*, issued by the Comptroller General of the United States, the financial statements of the business-type activities and the aggregate remaining fund information of the University of Michigan (the “University”), which comprise the statements of net position and of fiduciary net position as of June 30, 2022, and the related statements of revenues, expenses and changes in net position, of cash flows and of changes in fiduciary net position for the year then ended, including the related notes (collectively referred to as the “basic financial statements”), and have issued our report thereon dated October 20, 2022, which includes an emphasis of matter paragraph related to the University changing the manner in which it accounts for leases in 2022, as discussed in Note 1 to the basic financial statements.

Report on Internal Control Over Financial Reporting

In planning and performing our audit of the basic financial statements, we considered the University’s internal control over financial reporting (internal control) as a basis for designing audit procedures that are appropriate in the circumstances for the purpose of expressing our opinion on the basic financial statements, but not for the purpose of expressing an opinion on the effectiveness of the University’s internal control. Accordingly, we do not express an opinion on the effectiveness of the University's internal control.

A deficiency in internal control exists when the design or operation of a control does not allow management or employees, in the normal course of performing their assigned functions, to prevent, or detect and correct, misstatements on a timely basis. A *material weakness* is a deficiency, or a combination of deficiencies, in internal control such that there is a reasonable possibility that a material misstatement of the entity's financial statements will not be prevented, or detected and corrected, on a timely basis. A *significant deficiency* is a deficiency, or a combination of deficiencies, in internal control that is less severe than a material weakness, yet important enough to merit attention by those charged with governance.



Our consideration of internal control was for the limited purpose described in the first paragraph of this section and was not designed to identify all deficiencies in internal control that might be material weaknesses or significant deficiencies. Given these limitations, during our audit we did not identify any deficiencies in internal control that we consider to be material weaknesses. However, material weaknesses or significant deficiencies may exist that were not identified.

Report on Compliance and Other Matters

As part of obtaining reasonable assurance about whether the University's basic financial statements are free from material misstatement, we performed tests of its compliance with certain provisions of laws, regulations, contracts and grant agreements, noncompliance with which could have a direct and material effect on the basic financial statements. However, providing an opinion on compliance with those provisions was not an objective of our audit, and accordingly, we do not express such an opinion. The results of our tests disclosed no instances of noncompliance or other matters that are required to be reported under *Government Auditing Standards*.

Purpose of this Report

The purpose of this report is solely to describe the scope of our testing of internal control and compliance and the results of that testing, and not to provide an opinion on the effectiveness of the University's internal control or on compliance. This report is an integral part of an audit performed in accordance with *Government Auditing Standards* in considering the University's internal control and compliance. Accordingly, this communication is not suitable for any other purpose.

PricewaterhouseCoopers LLP

October 20, 2022



Report of Independent Auditors on Compliance for Each Major Program and on Internal Control Over Compliance Required by Uniform Guidance

To the Regents of the University of Michigan

Report on Compliance for Each Major Federal Program

Opinion on Each Major Federal Program

We have audited the University of Michigan's (the "University") compliance with the types of compliance requirements identified as subject to audit in the OMB *Compliance Supplement* that could have a direct and material effect on each of the University's major federal programs for the year ended June 30, 2022. The University's major federal programs are identified in the summary of auditor's results section of the accompanying schedule of findings and questioned costs.

In our opinion, the University complied, in all material respects, with the compliance requirements referred to above that could have a direct and material effect on each of its major federal programs for the year ended June 30, 2022.

Basis for Opinion on Each Major Federal Program

We conducted our audit of compliance in accordance with auditing standards generally accepted in the United States of America (US GAAS); the standards applicable to financial audits contained in *Government Auditing Standards* issued by the Comptroller General of the United States; and the audit requirements of Title 2 U.S. *Code of Federal Regulations* Part 200, *Uniform Administrative Requirements, Cost Principles, and Audit Requirements for Federal Awards* (Uniform Guidance). Our responsibilities under those standards and the Uniform Guidance are further described in the Auditors' Responsibilities for the Audit of Compliance section of our report.

We are required to be independent of the University and to meet our other ethical responsibilities, in accordance with relevant ethical requirements relating to our audit. We believe that the audit evidence we have obtained is sufficient and appropriate to provide a basis for our opinion on compliance for each major federal program. Our audit does not provide a legal determination of the University's compliance with the compliance requirements referred to above.



Responsibilities of Management for Compliance

Management is responsible for compliance with the requirements referred to above and for the design, implementation, and maintenance of effective internal control over compliance with the requirements of laws, statutes, regulations, rules and provisions of contracts or grant agreements applicable to the University's federal programs.

Auditors' Responsibilities for the Audit of Compliance

Our objectives are to obtain reasonable assurance about whether material noncompliance with the compliance requirements referred to above occurred, whether due to fraud or error, and express an opinion on the University's compliance based on our audit. Reasonable assurance is a high level of assurance but is not absolute assurance and therefore is not a guarantee that an audit conducted in accordance with US GAAS, *Government Auditing Standards*, and the Uniform Guidance will always detect material noncompliance when it exists. The risk of not detecting material noncompliance resulting from fraud is higher than for that resulting from error, as fraud may involve collusion, forgery, intentional omissions, misrepresentations, or the override of internal control. Noncompliance with the compliance requirements referred to above is considered material, if there is a substantial likelihood that, individually or in the aggregate, it would influence the judgment made by a reasonable user of the report on compliance about the University's compliance with the requirements of each major federal program as a whole.

In performing an audit in accordance with US GAAS, *Government Auditing Standards*, and the Uniform Guidance, we:

- Exercise professional judgment and maintain professional skepticism throughout the audit.
- Identify and assess the risks of material noncompliance, whether due to fraud or error, and design and perform audit procedures responsive to those risks. Such procedures include examining, on a test basis, evidence regarding the University's compliance with the compliance requirements referred to above and performing such other procedures as we considered necessary in the circumstances.
- Obtain an understanding of the University's internal control over compliance relevant to the audit in order to design audit procedures that are appropriate in the circumstances and to test and report on internal control over compliance in accordance with the Uniform Guidance, but not for the purpose of expressing an opinion on the effectiveness of the University's internal control over compliance. Accordingly, no such opinion is expressed.



We are required to communicate with those charged with governance regarding, among other matters, the planned scope and timing of the audit and any significant deficiencies and material weaknesses in internal control over compliance that we identified during the audit.

Other Matters

The results of our auditing procedures disclosed instances of noncompliance, which are required to be reported in accordance with the Uniform Guidance and which are described in the accompanying schedule of findings and questioned costs as items 2022-001, 2022-002, and 2022-003. Our opinion on each major federal program is not modified with respect to these matters.

Government Auditing Standards requires the auditor to perform limited procedures on the University's response to the noncompliance findings identified in our audit described in the accompanying management's corrective action plan. The University's response was not subjected to the other auditing procedures applied in the audit of compliance and, accordingly, we express no opinion on the response.

Report on Internal Control Over Compliance

A deficiency in internal control over compliance exists when the design or operation of a control over compliance does not allow management or employees, in the normal course of performing their assigned functions, to prevent, or detect and correct, noncompliance with a type of compliance requirement of a federal program on a timely basis. *A material weakness in internal control over compliance* is a deficiency, or combination of deficiencies, in internal control over compliance, such that there is a reasonable possibility that material noncompliance with a type of compliance requirement of a federal program will not be prevented, or detected and corrected, on a timely basis. *A significant deficiency in internal control over compliance* is a deficiency, or a combination of deficiencies, in internal control over compliance with a type of compliance requirement of a federal program that is less severe than a material weakness in internal control over compliance, yet important enough to merit attention by those charged with governance.

Our consideration of internal control over compliance was for the limited purpose described in the Auditors' Responsibilities for the Audit of Compliance section above and was not designed to identify all deficiencies in internal control over compliance that might be material weaknesses or significant deficiencies in internal control over compliance. Given these limitations, during our audit we did not identify any deficiencies in internal control over compliance that we consider to be material weaknesses, as defined above. However, material weaknesses or significant deficiencies in internal control over compliance may exist that were not identified.



Our audit was not designed for the purpose of expressing an opinion on the effectiveness of internal control over compliance. Accordingly, no such opinion is expressed.

The purpose of this report on internal control over compliance is solely to describe the scope of our testing of internal control over compliance and the results of that testing based on the requirements of the Uniform Guidance. Accordingly, this report is not suitable for any other purpose.

PricewaterhouseCoopers LLP

February 28, 2023

**University of Michigan
 Schedule of Findings and Questioned Costs
 For the Year Ended June 30, 2022**

Section I – Summary of Auditors’ Results

Financial Statements

Type of auditor’s report issued:

Unmodified opinion

Internal control over financial reporting:

- Material weakness(es) identified? Yes No
- Significant deficiency(ies) identified not considered to be material weaknesses? Yes None reported
- Noncompliance material to financial statements noted? Yes No

Federal Awards

Internal control over major programs:

- Material weakness(es) identified? Yes No
- Significant deficiency(ies) identified not considered to be material weakness(es)? Yes None reported

Type of auditor’s report issued on compliance for major programs:

Unmodified opinion

Any audit findings disclosed that are required to be reported in accordance with 2 CFR 200.516(a)?

Yes No

Identification of major programs:

<u>Assistance Listing Number</u>	<u>Assistance Listing Program Title or Cluster</u>
Various	Research and Development Cluster
84.425c, 84.425e, 84.425f, 84.425m	COVID-19 Education Stabilization Fund
93.498	COVID-19 Provider Relief Fund and American Rescue Plan (ARP) Rural Distribution
97.036	COVID-19 Disaster Grants - Public Assistance (Presidentially Declared Disasters)

Dollar threshold used to distinguish between Type A and Type B programs:

\$5,206,673

Auditee qualified as low-risk auditee?

Yes No

Section II – Financial Statement Findings

None.

**University of Michigan
Schedule of Findings and Questioned Costs
For the Year Ended June 30, 2022**

Section III – Federal Award Findings and Questioned Costs

Finding 2022-001 – HEERF Student Grant Disbursements

Cluster: N/A

Federal Agency: Department of Education

Assistance Listing Program Title and Number: COVID-19 Education Stabilization Fund – 84.425E

Award Name: Higher Education Emergency Relief Fund – Student Aid Portion

Award Identifying Number: P425E205304-20B

Award Year: Academic Year 2021-2022

Criteria: The University is subject to compliance requirements pertaining to the disbursement of grants to students using the Student Aid portion of Higher Education Emergency Relief Funds (“HEERF”). The UM-Flint campus established policies and procedures in line with the requirements of The Coronavirus Aid, Relief, and Economic Security Act (“CARES”), Coronavirus Response and Relief Supplemental Appropriations Act (“CRRSAA”), and American Rescue Plan (“ARP”). Students applied for HEERF funds, and policies generally awarded funds based on the amount applied for within the application, the Estimated Family Contribution (“EFC”) per a student’s Free Application for Federal Student Aid information, or a flat amount for students who applied and did not have an EFC on file. On the application, the student could indicate the amount and what type of expenses the funds would cover, and the student was awarded the lesser of the amount based on his or her EFC or the amount needed to cover the expenses claimed in the application.

Condition: While reviewing underlying support for a sample of 25 students at the UM-Flint campus, we identified two students that received an incorrect amount of funds based on their applications and EFCs. One student applied for funds based on expenses of an amount greater than the eligible EFC amount, and therefore should have received the amount allowed based on the student’s EFC in accordance with the policy (i.e., the lesser amount of the two). However, the student received \$500 more than what was permitted for the student’s EFC based on the policies and procedures established. The other student applied for a lesser amount than what would be awarded based on the student’s EFC, but instead received the EFC amount, resulting in an additional \$374 awarded to the student.

Questioned Costs: \$874

**University of Michigan
Schedule of Findings and Questioned Costs
For the Year Ended June 30, 2022**

Cause: Prior to September 27, 2021, the UM-Flint campus management manually populated a spreadsheet that determined what amount students would be eligible to receive based on either their application or EFC. Both students identified were awarded funds in July and September 2021, and controls to ensure accurate distribution of such funds did not operate as designed during this period. Beginning September 27, 2021, management began using Excel formulas to calculate amounts for the awards to students, thereby reducing the risk of manual error from this date forward.

Effect: Incorrect amounts were distributed to certain students.

Recommendation: The University should continue to ensure their revised process put in place in September 2021 is operating effectively as it relates to the awarding of the remaining HEERF funds.

View of Responsible Officials: Refer to Management’s Corrective Action Plan for management’s view and corrective action plan for the finding described above.

Finding 2022-002 – Cash Management

Cluster: Research and Development

Federal Agency: National Science Foundation, Department of Health and Human Services National Institutes of Health

Assistance Listing Program Title and Number: Mathematical and Physical Sciences – 47.049, Oral Diseases and Disorders Research – 93.121

Award Identifying Number: 1935950, 5 U24DE029462 03

Award Year: July 1, 2021 to June 30, 2022

Criteria: In accordance with 2 CFR 200.305 (b), for non-federal entities other than states, payment methods associated with expenditures must minimize the time elapsing between the transfer of funds from the United States Treasury or the pass-through entity and the disbursement by the non-federal entity, whether the payment is made by electronic funds transfer, or issuance or redemption of checks, warrants, or payment by other means.

Reimbursement is the preferred method when the requirements in paragraph (b) cannot be met, when the federal awarding agency sets a specific condition per 2 CFR 200.208, or when the non-federal entity requests payment by reimbursement.

Per the Office of Management and Budget (“OMB”) Compliance Supplement, the non-federal entity must disburse funds for expenditures before requesting payment from the federal awarding agency or pass-through entity.

**University of Michigan
Schedule of Findings and Questioned Costs
For the Year Ended June 30, 2022**

Condition: In testing compliance with the cash management compliance requirement in accordance with the OMB Compliance Supplement, specifically the reimbursement method, 25 individual expenditures across three campuses were tested to compare the date the University paid the vendor to the date the University requested sponsor reimbursement. We noted two out of 25 instances in which reimbursement was requested from the sponsor before the University paid the related expenditure.

Questioned Costs: None.

Cause: Management’s current process across all campuses is to request reimbursement from sponsors once the expenditures are incurred, regardless of whether or not payments to vendors have been previously made.

Effect: The University requested and received federal reimbursement prior to paying vendors for the selected expenditures.

Recommendation: The University should revisit existing internal control procedures to ensure expenditures are paid in compliance with federal reimbursement requirements.

View of Responsible Officials: Refer to Management’s Corrective Action Plan for management’s view and corrective action plan for the finding described above.

Finding 2022-003 – Provider Relief Fund Reporting

Cluster: N/A

Federal Agency: Department of Health and Human Services (HHS) Health Resources and Services Administration

Assistance Listing Program Title and Number: Provider Relief Fund and American Rescue Plan (ARP) Rural Distribution – 93.498

Award Name: COVID-19 – Provider Relief Fund and American Rescue Plan (ARP) Rural Distribution

Award Identifying Number: None noted

Award Year: January 1, 2020 to June 30, 2022

Criteria: The University is required to submit a report via the HHS Provider Relief Fund (“PRF”) reporting portal for specified periods. The payments received from July 1, 2020 to June 30, 2021, which are reported on the Period 2 and Period 3 reports, are included on the fiscal year 2022 Schedule of Expenditures of Federal Awards. The report details payments received during the applicable reporting

University of Michigan
Schedule of Findings and Questioned Costs
For the Year Ended June 30, 2022

timeframe, other assistance received, expenses incurred relating to the payment received, and a calculation of lost revenues for the portion of the payment that was applied to lost revenue. The University’s PRF funds were used across several different entities, and the HHS PRF reporting portal submission consolidates all entity information into the reportable amounts.

When using Option (i) to report lost revenues in the HHS PRF reporting portal, the submission requires the breakout of total revenue/net charges from patient care by payor by quarter from 2019 through the reporting timeframe. The 2022 OMB Compliance Supplement considers the total revenue/net charges from patient care reported by payor by quarter as well as the totals for each quarter to be key line items.

Condition: In testing the reporting compliance requirement in accordance with the OMB Compliance Supplement, we reviewed the Period 2 and Period 3 HHS PRF reporting portal submissions, which included lost revenue calculations comprised of four entities’ data. We also reviewed the underlying payor data used to compile the reported lost revenue amounts by payor. As a part of our review, we identified one entity that incorrectly transposed the self-pay and other payor categories when reporting lost revenue, which impacted each quarter within the Periods 2 and 3 HHS PRF reporting portal submissions, but did not impact the total lost revenue amounts by quarter. Refer to table below, which illustrates the amount in which the self-pay category was overstated, and the other payor category was understated.

Quarter	Self-pay overstated	Other payor understated	Net effect on total lost revenue
Q1 2019	\$10.42M	(\$10.42M)	\$0
Q2 2019	\$15.99M	(\$15.99M)	\$0
Q3 2019	\$19.29M	(\$19.29M)	\$0
Q4 2019	\$17.38M	(\$17.38M)	\$0
Q1 2020	\$5.35M	(\$5.35M)	\$0
Q2 2020	\$6.77M	(\$6.77M)	\$0
Q3 2020	\$17.69M	(\$17.69M)	\$0
Q4 2020	\$14.74M	(\$14.74M)	\$0
Q1 2021	\$13.22M	(\$13.22M)	\$0
Q2 2021	\$16.91M	(\$16.91M)	\$0
Q3 2021	\$13.10M	(\$13.10M)	\$0
Q4 2021	\$10.14M	(\$10.14M)	\$0
Q1 2022	\$2.59M	(\$2.59M)	\$0
Q2 2022	\$7.90M	(\$7.90M)	\$0

University of Michigan
Schedule of Findings and Questioned Costs
For the Year Ended June 30, 2022

Questioned Costs: None.

Cause: Each entity compiles its own data and provides a summarized version in the report format to a central Finance employee who subsequently consolidates all summary information received and inputs the consolidated totals into the HHS PRF reporting portal template. The review at the individual entity level was not performed at a sufficient level of precision to ensure the lost revenue amounts by payor were reported in the correct order based on the predetermined format of the report.

Effect: The self-pay lost revenue amounts by payor are overstated each quarter and the other payor amounts are understated each quarter in the Periods 2 and 3 HHS PRF reporting portal submission. The total lost revenue and amount of lost revenue claimed are unaffected.

Recommendation: Each University entity should ensure detailed reviews are performed between the underlying data and the summarized data in report format prior to providing the data to the central Finance employee for compilation in the HHS PRF reporting portal submissions.

View of Responsible Officials: Refer to Management's Corrective Action Plan for management's view and corrective action plan for the finding described above.

**University of Michigan
Summary Schedule of Prior Year Findings
For the Year Ended June 30, 2022**

Finding 2021-001 – Public Reporting

Cluster: N/A

Federal Agency: U.S. Department of Education

Assistance Listing Title and Number: COVID-19-Education Stabilization Fund – 84.425E and 84.425F

Award Name: Higher Education Emergency Relief Fund – Student Aid and Institutional Portions

Award Year: Academic Year 2020-2021

Summary: While performing an inspection of nine reports (sample population of 27 reports across the University's three campuses), it was identified that the December 31, 2020 Quarterly Institutional Report for the UM-Flint campus was publicly posted on January 26, 2021, 16 days after the 10 day period required per the terms of the underlying grant.

In addition, the University did not retain support for the number of eligible students reported as receiving CARES, CRRSAA and ARP funding in the June 30, 2021 Quarterly Student Report for the UM-Dearborn campus.

Status: As of September 2021, the University enhanced its current policies and procedures surrounding the timely posting of the required HEERF quarterly reports to ensure that they are publicly available on or before the 10th day following the end of each calendar quarter. The University also updated policies and procedures over document retention and storage of information supporting these reports to ensure compliance.

**University of Michigan
Summary Schedule of Prior Year Findings
For the Year Ended June 30, 2022**

Finding 2021-002 – Enrollment Reporting

Cluster: Student Financial Assistance

Federal Agency: U.S. Department of Education

Assistance Listing Title and Number: Federal Pell Grant Program – 84.063, William D. Ford Federal Direct Loan Program – 84.268

Award Year: Academic Year 2020-2021

Summary: Through enrollment reporting testing, five (out of 75 tested) students at UM-Dearborn receiving Pell Grants were incorrectly reported in the NSLDS as withdrawn instead of graduated. Through further review of this matter, UM-Dearborn identified a total of 171 students impacted by this classification error.

Although the UM-Dearborn’s Office of the Registrar has processes and controls to completely and accurately report student enrollment changes to the National Student Clearinghouse and to the NSLDS, these controls did not operate as designed during the period

UM-Dearborn’s Office of the Registrar reports graduated students via an upload to the National Student Clearinghouse (“NSC”) within six weeks of the actual student graduation dates. The NSC runs a process to assign a “G” (graduated) status to the student enrollment record after the upload file is processed. However, due to the program level reporting required for enrollment and degrees which began in fall 2014, the NSC’s current DegreeVerify process cannot assign a “G” enrollment status to the student program record in certain situations, resulting in the need for manual updates to the NSC file prior to submission to the NSLDS.

Status: The UM-Dearborn campus continues to work to address the issue of timely updates of graduation records. A new compliance role was established in December 2022, with responsibility to perform internal audits and quality control to further support oversight of enrollment reporting to NSLDS. The University expects to remediate this finding by June 2023.

February 28, 2023

RE: Management's Corrective Action Plan

1. Name of the contact person responsible for corrective actions planned:

Cheryl Soper
Assistant Vice President for Financial Operations and Controller
University of Michigan (386006309)
6032 Wolverine Tower
3003 South State Street
Ann Arbor, MI 48109-1287
Phone: 734-764-7214
E-mail: clsoper@umich.edu

2. Corrective actions planned:

Finding No. 2022-001 – HEERF Student Grant Disbursements

View of Responsible Officials: The University concurs with the auditors' finding. The UM-Flint campus has taken corrective action as of September 27, 2021 to establish controls that ensure students are provided with the correct amounts offered in accordance with the Higher Education Emergency Relief Fund awarding policy.

Completion Date: September 2021

Finding No. 2022-002 – Cash Management

View of Responsible Officials: The University maintains that it has policies and procedures in place to ensure expenditures are paid in accordance with 2 CFR Part 200.305(b) which requires non-federal entities to "...*minimize the time elapsing between the transfer of funds from the United States Treasury or the pass-through entity and the disbursement by the non-Federal entity...*".

The University states in Note 1 to the Schedule of Expenditures of Federal Awards that it reports expenditures on an accrual basis of accounting unless otherwise directed by the terms and conditions of the underlying awards. These accrued expenditures are paid on a timely basis in accordance with the University's existing processes, thereby ensuring compliance with the requirements in 2 CFR Part 200.305(b).

This finding is based on the results of testing for Audit Objective No. 4 in Part 3, Section C. Cash Management, in the Office of Management and Budget ("OMB") Compliance Supplement issued April

2022 which states *“For grants and cooperative agreements to non-federal entities that are paid on a reimbursement basis, supporting documentation shows that the costs for which reimbursement was requested were paid prior to the date of the reimbursement request.”* However, as noted above, 2 CFR Part 200.305(b) requires only that non-federal entities minimize the time elapsing between the receipt of funds and the ultimate disbursement for the expenditures, and does not otherwise state that expenditures must be paid prior to the date of the reimbursement request.

In October 2017, on behalf of its member institutions, the Council on Governmental Relations (“COGR”) issued a letter to the OMB Office of Federal Financial Management requesting that the Compliance Supplement be amended, followed by an update to 2 CFR Part 200.305, to address these inconsistencies. This request has not been addressed to date. The University will continue to monitor the OMB interpretation and responses to COGR’s request, and reevaluate its existing policies and procedures as necessary.

Anticipated Completion Date: N/A

Finding No. 2022-003 – Provider Relief Fund Reporting

View of Responsible Officials: The University concurs with the auditors’ finding. Beginning with the Period 4 Health and Human Services (“HHS”) Provider Relief Fund (“PRF”) reporting portal submission, the University will ensure that detailed reviews are performed between the underlying data and the summarized data in the report format prior to submission in the HHS PRF reporting portal.

Completion Date: March 2023