

University of Michigan
Report on Federal Awards in Accordance
with the Uniform Guidance
For the Year Ended June 30, 2021
EIN 38-6006309

University of Michigan

Contents

Pages (s)

Part I – Financial Information

Report of Independent Auditors	1-3
Management’s Discussion and Analysis (Unaudited).....	4-30
Basic Financial Statements:	
Consolidated Financial Statements	31-34
Statement of Fiduciary Net Position	35
Statement of Fiduciary Net Position	36
Notes to Consolidated Financial Statements.....	37-82
Required Supplementary Information (Unaudited).....	83-85
Supplementary Information:	
Schedule of Expenditures of Federal Awards	86-176
Notes to Schedule of Expenditures of Federal Awards.....	177-178

Part II – Reports on Internal Controls and Compliance

Report of Independent Auditors on Internal Control Over Financial Reporting and on Compliance and Other Matters Based on an Audit of Financial Statements Performed in Accordance with <i>Government Auditing Standards</i>	179-180
Report of Independent Auditors on Compliance with Requirements That Could Have a Direct and Material Effect on Each Major Program and on Internal Control Over Compliance in Accordance with the Uniform Guidance	181-183

Part III – Findings

Schedule of Findings and Questioned Costs	184-187
Summary Schedule of Prior Year Findings.....	188
Management’s Corrective Action Plan	189-190



Report of Independent Auditors

To the Regents of the University of Michigan

Report on the Financial Statements

We have audited the accompanying financial statements of the business-type activities and aggregate fiduciary activities of the University of Michigan (the “University”), which comprise the statements of net position and of fiduciary net position as of June 30, 2021 and 2020, and the related statements of revenues, expenses and changes in net position, of cash flows, and of changes in fiduciary net position for the years then ended, and the related notes to the financial statements, which collectively comprise the University’s basic financial statements.

Management’s Responsibility for the Financial Statements

Management is responsible for the preparation and fair presentation of the financial statements in accordance with accounting principles generally accepted in the United States of America; this includes the design, implementation, and maintenance of internal control relevant to the preparation and fair presentation of financial statements that are free from material misstatement, whether due to fraud or error.

Auditors’ Responsibility

Our responsibility is to express opinions on the financial statements based on our audits. We conducted our audits in accordance with auditing standards generally accepted in the United States of America and the standards applicable to financial audits contained in *Government Auditing Standards*, issued by the Comptroller General of the United States. Those standards require that we plan and perform the audit to obtain reasonable assurance about whether the financial statements are free from material misstatement.

An audit involves performing procedures to obtain audit evidence about the amounts and disclosures in the financial statements. The procedures selected depend on our judgment, including the assessment of the risks of material misstatement of the financial statements, whether due to fraud or error. In making those risk assessments, we consider internal control relevant to the University’s preparation and fair presentation of the financial statements in order to design audit procedures that are appropriate in the circumstances, but not for the purpose of expressing an opinion on the effectiveness of the University’s internal control. Accordingly, we express no such opinion. An audit also includes evaluating the appropriateness of accounting policies used and the reasonableness of significant accounting estimates made by management, as well as evaluating the overall presentation of the financial statements. We believe that the audit evidence we have obtained is sufficient and appropriate to provide a basis for our audit opinions.



Opinions

In our opinion, the financial statements referred to above present fairly, in all material respects, the respective financial position of the business-type activities and aggregate fiduciary activities of the University of Michigan as of June 30, 2021 and 2020, and the respective changes in financial position and where applicable, cash flows thereof for the years then ended in accordance with accounting principles generally accepted in the United States of America.

Emphasis of Matter

As discussed in Note 1 to the financial statements, the University changed the manner in which it accounts for fiduciary activities in 2021. Our opinion is not modified with respect to this matter.

Other Matters

Required Supplementary Information

Accounting principles generally accepted in the United States of America require that the management's discussion and analysis on pages 4 through 30 and the supplementary information for pension plan and postemployment benefits on pages 83 through 85 be presented to supplement the basic financial statements. Such information, although not a part of the basic financial statements, is required by the *Governmental Accounting Standards Board* who considers it to be an essential part of financial reporting for placing the basic financial statements in an appropriate operational, economic, or historical context. We have applied certain limited procedures to the required supplementary information in accordance with auditing standards generally accepted in the United States of America, which consisted of inquiries of management about the methods of preparing the information and comparing the information for consistency with management's responses to our inquiries, the basic financial statements, and other knowledge we obtained during our audits of the basic financial statements. We do not express an opinion or provide any assurance on the information because the limited procedures do not provide us with sufficient evidence to express an opinion or provide any assurance.

Other Information

Our audit was conducted for the purpose of forming opinions on the financial statements that comprise the University's basic financial statements. The accompanying schedule of expenditures of federal awards for the year ended June 30, 2021 is presented for purposes of additional analysis as required by Title 2 U.S. *Code of Federal Regulations* Part 200, *Uniform Administrative Requirements, Cost Principles, and Audit Requirements for Federal Awards* (Uniform Guidance) and is not a required part of the financial statements. The accompanying schedule of expenditures of federal awards is the responsibility of management and was derived from and relates directly to the underlying accounting and other records used to prepare the financial statements. Such information has been subjected to the auditing procedures applied in the audit of the financial statements and certain additional procedures, including comparing and reconciling such information directly to the underlying accounting and other records used to prepare the financial statements or to the basic financial statements themselves, and



other additional procedures in accordance with auditing standards generally accepted in the United States of America. In our opinion, the schedule of expenditures of federal awards is fairly stated, in all material respects, in relation to the basic financial statements taken as a whole.

Other Reporting Required by *Government Auditing Standards*

In accordance with *Government Auditing Standards*, we have also issued our report dated October 21, 2021 on our consideration of the University's internal control over financial reporting and on our tests of its compliance with certain provisions of laws, regulations, contracts and grant agreements and other matters for the year ended June 30, 2021. The purpose of that report is solely to describe the scope of our testing of internal control over financial reporting and compliance and the results of that testing, and not to provide an opinion on the effectiveness of internal control over financial reporting or on compliance. That report is an integral part of an audit performed in accordance with *Government Auditing Standards* in considering the University's internal control over financial reporting and compliance.

PricewaterhouseCoopers LLP

October 21, 2021

UNIVERSITY OF MICHIGAN

Management's Discussion and Analysis (Unaudited)

Introduction

The following discussion and analysis provides an overview of the financial position of the University of Michigan (the "University") at June 30, 2021 and 2020 and its activities for the three fiscal years ended June 30, 2021. This discussion has been prepared by management and should be read in conjunction with the financial statements and the notes thereto, which follow this section.

The University is a comprehensive public institution of higher learning with over 63,500 students and approximately 8,500 faculty members on three campuses in southeast Michigan. The University offers a diverse range of degree programs from baccalaureate to post-doctoral levels through 19 schools and colleges, and contributes to the state and nation through related research and public service programs. The University also has a nationally renowned health system which includes the University of Michigan Health System ("UMHS"), the University's Medical School, Michigan Health Corporation (a wholly-owned corporation created for joint venture and managed care initiatives) and UM Health (a wholly-owned corporation created to hold and develop the University's statewide network of hospitals, hospital joint ventures and other hospital affiliations, primarily consisting of Metropolitan Hospital). The University's health system currently includes four hospitals as well as numerous health centers and outpatient clinics.

The University consistently ranks among the nation's top universities by various measures of quality, both in general academic terms and in terms of strength of offerings, in specific academic disciplines and professional subjects. Research is central to the University's mission and a key aspect of its strong reputation among educational institutions. The University is widely recognized for the breadth and excellence of its research enterprise as well as for the exceptional level of cooperation across disciplines, which allows faculty and students to address the full complexity of real-world challenges. The University's health system also has a tradition of excellence in teaching, advancement of medical science and patient care, consistently ranking among the best health care systems in the nation.

The global outbreak of COVID-19, a respiratory disease caused by a new strain of coronavirus, was declared a pandemic by the World Health Organization on March 11, 2020 and a national emergency by the President of the United States on March 13, 2020. The outbreak and related actions taken by federal and state governments in response have impacted several aspects of the University's mission, including those related to instruction, research, patient care and other auxiliary activities.

UNIVERSITY OF MICHIGAN

Management’s Discussion and Analysis (Unaudited)—Continued

Financial Highlights

The University’s financial position remains strong, with total assets and deferred outflows of \$30.2 billion and total liabilities and deferred inflows of \$10.7 billion at June 30, 2021, compared to total assets and deferred outflows of \$24.0 billion and total liabilities and deferred inflows of \$9.5 billion at June 30, 2020. Net position, which represents the residual interest in the University’s total assets and deferred outflows after total liabilities and deferred inflows are deducted, totaled \$19.5 billion and \$14.5 billion at June 30, 2021 and 2020, respectively. Changes in net position represent the University’s results of operations and are summarized for the years ended June 30 as follows:

	2021	2020	2019
	(in millions)		
Operating revenues and educational appropriations	\$ 8,831	\$ 8,340	\$ 8,411
Federal economic relief funds	256	144	
Private gifts for operating activities	184	179	178
Operating and net interest expenses	(9,608)	(9,445)	(9,099)
	(337)	(782)	(510)
Net investment income	5,141	323	810
Endowment, capital gifts and grants, and other	176	182	223
Increase (decrease) in net position	\$ 4,980	\$ (277)	\$ 523

The results of operations reflect the University’s emphasis on maintaining its national standards in academics, research and health care, within a competitive recruitment environment for faculty and health care professionals and a period of constrained state appropriations and rising health care, regulatory and facility costs. During 2021 and 2020, the University also faced significant challenges associated with the COVID-19 pandemic, which impacted a broad range of its activities. The University is addressing these risks through aggressive cost cutting and productivity gains designed to help preserve access to affordable higher education and healthcare for Michigan families. To achieve sustainable long-term goals for cost cutting and productivity gains, the University is also strategically utilizing resources to support enterprise-wide information technology projects and other initiatives.

The University’s long-term investment strategy combined with its endowment spending policy serves to insulate operations from expected volatility in the capital markets and provides for a stable and predictable level of spending distributions from the endowment. The success of the University’s long-term investment strategy is evidenced by strong returns over sustained periods of time and the ability to limit losses in the face of challenging markets.

UNIVERSITY OF MICHIGAN

Management's Discussion and Analysis (Unaudited)—Continued

The University invests its financial assets in pools with distinct risk and liquidity characteristics based on its needs, with a majority of its financial assets invested in two such pools. The University's working capital is primarily invested in relatively short duration, liquid assets, through its Daily and Monthly Portfolios, while the endowment is primarily invested, along with the noncurrent portion of insurance and benefit reserves, in an equity oriented long-term strategy through its Long Term Portfolio.

Using the Basic Financial Statements

The University's financial report includes: the Consolidated Statement of Net Position; the Consolidated Statement of Revenues, Expenses and Changes in Net Position; the Consolidated Statement of Cash Flows; the Statement of Fiduciary Net Position; and the Statement of Changes in Fiduciary Net Position. These basic financial statements are prepared in accordance with Governmental Accounting Standards Board ("GASB") principles, which establish standards for external financial reporting for public colleges and universities. The University's business-type activities are reported in the consolidated financial statements, while its fiduciary activities are reported in the fiduciary financial statements.

UNIVERSITY OF MICHIGAN

Management’s Discussion and Analysis (Unaudited)—Continued

Consolidated Statement of Net Position

The consolidated statement of net position presents the financial position of the University at the end of the fiscal year and includes all assets, deferred outflows, liabilities and deferred inflows of the University. The difference between total assets and deferred outflows as compared to total liabilities and deferred inflows – net position – is one indicator of the current financial condition of the University, while the change in net position is an indication of whether the overall financial condition has improved or worsened during the year. The University’s assets, deferred outflows, liabilities, deferred inflows and net position at June 30 are summarized as follows:

	2021	2020	2019
	(in millions)		
Current assets	\$ 4,898	\$ 4,010	\$ 2,885
Noncurrent assets:			
Endowment, life income and other investments	17,533	12,704	12,660
Capital assets, net	6,187	6,273	6,227
Other	445	518	500
Total assets	29,063	23,505	22,272
Deferred outflows	1,124	514	371
Current liabilities	2,538	2,374	1,708
Noncurrent liabilities	7,688	6,647	5,611
Total liabilities	10,226	9,021	7,319
Deferred inflows	454	471	520
Net position	\$ 19,507	\$ 14,527	\$ 14,804

During 2021, the University adopted GASB Statement No. 84, *Fiduciary Activities* (“GASB 84”), which required the removal of fiduciary activities from the University’s consolidated financial statements at July 1, 2019, resulting in a decrease in current assets and current liabilities of \$46 million, and a decrease in endowment, life income and other investments and noncurrent liabilities of \$174 million as compared to amounts previously reported. As a result of the adoption of this statement, the University’s fiduciary activities are now presented within the statement of fiduciary net position and the statement of changes in fiduciary net position.

For purposes of management’s discussion and analysis, comparative data for the consolidated statement of net position has been provided by reflecting the adoption of GASB 84 at June 30, 2019.

UNIVERSITY OF MICHIGAN

Management's Discussion and Analysis (Unaudited)—Continued

The University continues to maintain and protect its strong financial foundation. This financial health, as reflected in the University's net position, results from the prudent utilization of financial resources including careful cost controls, preservation of endowment funds, conservative utilization of debt and adherence to a long-range capital plan for the maintenance and replacement of the physical plant.

Current assets consist primarily of cash and cash equivalents, operating and capital investments and accounts receivable and increased \$888 million to \$4.9 billion at June 30, 2021, as compared to \$4.0 billion at June 30, 2020, primarily as a result of the University's continued focus on liquidity in response to uncertainties surrounding the COVID-19 pandemic, as well as increased patient care receivables. Cash, cash equivalents and investments for operating activities totaled \$2.9 billion at June 30, 2021, which represents approximately four months of total expenses excluding depreciation.

Deferred outflows represent the consumption of net assets attributable to a future period and are primarily associated with the University's obligations for postemployment benefits, debt and derivative activity, and the defined benefit pension plan for Metropolitan Hospital. Deferred outflows totaled \$1.1 billion and \$514 million at June 30, 2021 and 2020, respectively.

Current liabilities consist primarily of accounts payable, accrued compensation, unearned revenue, commercial paper, the current portion of bonds payable and net long-term bonds payable subject to remarketing. Current liabilities totaled \$2.5 billion and \$2.4 billion at June 30, 2021 and 2020, respectively.

Deferred inflows represent the acquisition of net assets attributable to a future period and are associated with the University's obligations for postemployment benefits, Metropolitan Hospital's defined benefit pension plan and irrevocable split-interest agreements. Deferred inflows totaled \$454 million and \$471 million at June 30, 2021 and 2020, respectively.

UNIVERSITY OF MICHIGAN

Management’s Discussion and Analysis (Unaudited)—Continued

Endowment, Life Income and Other Investments

The composition of the University’s endowment, life income and other investments at June 30 is summarized as follows:

	2021	2020 (in millions)	2019
Endowment investments	\$ 17,023	\$ 12,313	\$ 12,275
Life income investments	191	145	147
Noncurrent portion of insurance and benefits obligations investments	293	225	216
Other	26	21	22
	<u>\$ 17,533</u>	<u>\$ 12,704</u>	<u>\$ 12,660</u>

The University’s endowment funds consist of both permanent endowments and funds functioning as endowment. Permanent endowments are those funds received from donors with the stipulation that the principal remain intact and be invested in perpetuity to produce income that is to be expended for the purposes specified by the donors. Funds functioning as endowment consist of restricted gifts or unrestricted funds that have been allocated by the University for long-term investment purposes, but are not limited by donor stipulations requiring the University to preserve principal in perpetuity. Programs supported by endowment funds include scholarships, fellowships, professorships, research efforts and other important programs and activities.

The University uses its endowment funds to support operations in a way that strikes a balance between generating a predictable stream of annual support for current needs and preserving the purchasing power of the endowment funds for future periods. A majority of the endowment is maintained in the University Endowment Fund, a unitized pool which represents a collection of over 12,000 separate (individual) funds, the majority of which are restricted for specific purposes. The University Endowment Fund is invested in the University’s Long Term Portfolio, a single diversified investment pool.

The endowment spending rule provides for distributions from the University Endowment Fund to the entities that benefit from the endowment fund. The annual distribution rate is 4.5 percent of the one-quarter lagged seven year moving average fair value of University Endowment Fund shares. This spending rule is one element of an ongoing financial management strategy that has allowed the University to effectively weather the uncertainties of challenging economic environments.

UNIVERSITY OF MICHIGAN

Management's Discussion and Analysis (Unaudited)—Continued

To protect endowment principal in the event of a prolonged market downturn, distributions are limited to 5.3 percent of the current fair value of fund shares. Capital gains or income generated above the endowment spending rate are reinvested so that in lean times funds will be available for distribution. In addition, departments may also use withdrawals from funds functioning as endowment to support capital expenditures and operations.

Endowment spending rate distributions totaled \$404 million, \$384 million and \$361 million and withdrawals from funds functioning as endowment totaled \$4 million, \$7 million and \$38 million in 2021, 2020 and 2019, respectively. Total spending rate distributions combined with withdrawals from funds functioning as endowment averaged 3.8 percent, 4.3 percent and 4.5 percent of the current year average fair value of the University Endowment Fund for 2021, 2020 and 2019, respectively. Over the past ten years, total spending rate distributions combined with withdrawals from funds functioning as endowment averaged 4.6 percent.

The University participates in certain split-interest agreements and currently holds life income funds for beneficiaries of the pooled income fund, charitable remainder trusts and the gift annuity program. These funds generally pay lifetime income to beneficiaries, after which the principal is made available to the University in accordance with donor intentions.

Capital and Debt Activities

One of the critical factors in continuing the quality of the University's academic, research and clinical programs is the development and renewal of capital assets. The University continues to implement its long-range plan to maintain and modernize its existing infrastructure and strategically invest in new construction.

Capital asset additions totaled \$488 million in 2021 as compared to \$618 million in 2020. Capital asset additions primarily represent renovation and new construction of academic, research and clinical facilities, as well as significant investments in equipment, including information technology. Current year capital asset additions were primarily funded with net position and gifts designated for capital purposes of \$427 million, as well as debt proceeds of \$29 million and state capital appropriations of \$32 million.

Projects completed in 2021 include significant new construction and renovation of academic and research facilities.

The new Ford Motor Company Robotics Building brings all parts of the Michigan Robotics enterprise together in one complex. This 134,000 square foot state-of-the-art facility houses classrooms, makerspaces, research and testing laboratories, associated support functions and offices. The building also provides space for its corporate partner, Ford Motor Company,

UNIVERSITY OF MICHIGAN

Management's Discussion and Analysis (Unaudited)—Continued

to perform robotics research and engineering activities in collaboration with the University and other industry leaders, and has specialized labs for robot walking, flight testing, rehabilitation robotics, and electronics and software development.

The Edward Henry Kraus Building, which was originally completed in 1915, underwent an extensive renovation of 183,000 square feet as well as construction of an infill addition of 62,000 square feet within the exterior courtyard. This renovation and addition enables the School of Kinesiology to consolidate its programs and operations into one location and allows for future growth.

Laboratory renovations at two of the North Campus Research Complex buildings, which cover 158,000 square feet, will accommodate growth of the Medical School's wet laboratory research over the next decade. A 6,900 square foot infill addition improves connectivity between the buildings and throughout the complex. The project also addressed deferred maintenance including heating, ventilation, air conditioning, electrical and life safety system upgrades, and provided accessibility improvements and new finishes in public spaces.

Renovation and expansion of the Engineering Lab Building on the University's Dearborn campus, which was originally constructed in 1959, facilitates entrepreneurial problem solving, encourages multidisciplinary cooperation in the context of 21st-century engineering instruction, and provides students with new collaboration and project spaces. It also allows for research partnerships with industry, as well as expanded K-12 and community outreach efforts, with a focus on women and minorities. The 123,000 square foot facility includes classrooms, research and teaching laboratories, faculty offices and student support spaces. Replacement of regional boilers and electrical distribution equipment were also part of this project.

Expansion of the William R. Murchie Science Building on the University's Flint campus addresses immediate space limitations, and supports growing demand for instructional, research, and collaborative spaces for the science, technology, engineering and math disciplines, and create engineering-specific instructional and research laboratories. The project added 61,000 square feet and a third wing to the current Murchie building structure.

Construction in progress, which totaled \$482 million and \$636 million at June 30, 2021 and 2020, respectively, includes important projects for academic instruction, research and patient care, as well as central campus utilities.

UNIVERSITY OF MICHIGAN

Management's Discussion and Analysis (Unaudited)—Continued

The new Central Campus Classroom Building is being constructed to replace the 1964 addition to the Ruthven building. When complete, this new facility will include 100,000 square feet of active learning classrooms, including an auditorium that will seat approximately 550 students, with total building classroom capacity in excess of 1,400 students. The project also includes the 1928 Ruthven building which will be renovated to include a 200 person multipurpose room as well as space to accommodate the University's central administration staff that is currently located in the Fleming Administration Building. This project is scheduled to be completed in fall 2021.

Renovation and expansion of the W.K. Kellogg Institute and Dental Building will create a more welcoming, accessible facility with an improved patient entrance as well as new modern teaching clinics including a special care clinic to treat patients with complex medical conditions and disabilities. An open, flexible research space will be created along with space designed to foster collaboration among faculty and students. This project will also address deferred maintenance including exterior envelope repairs and life safety, electrical, mechanical and plumbing system improvements. This project is scheduled to be completed in summer 2022.

Expansion of the University's Central Power Plant will enhance power reliability and reduce greenhouse gas emissions, in accordance with a recommendation by the 2015 President's Committee on Greenhouse Gas Reduction. The Central Power Plant is a highly efficient, reliable on-campus source of heat and electricity that supports mission-critical functions across the University, including research and the demands of a major regional medical center. The expansion includes a 15 megawatt combustion turbine to increase the amount of energy that can be generated on campus, as well as reduce the amount of coal-based electricity purchased by the University. A cumulative reduction of more than 400,000 metric tons of carbon is expected within the first ten years of operation. This project is scheduled to be completed in fall 2021.

The University is aware of its financial stewardship responsibility and works diligently to manage its financial resources effectively, including the prudent use of debt to finance capital projects. A strong debt rating is an important indicator of the University's success in this area. In 2020, S&P Global affirmed its highest credit rating (AAA) for bonds backed by a broad revenue pledge based on the University's robust enrollment and demand, exceptional student quality, retention and graduation rates, strong reputation of the University's health system, excellent balance sheet, exceptional research presence and manageable debt burden. Moody's also affirmed its highest credit rating (Aaa) based on the University's diversified student demand, sustained philanthropic support, expansive research enterprise, high brand value and reputation of the University's health system, and well-established strategic and budgetary framework.

UNIVERSITY OF MICHIGAN

Management’s Discussion and Analysis (Unaudited)—Continued

Long-term debt activity for the years ended June 30 is summarized as follows:

		2021			
		Beginning Balance	Additions	Reductions	Ending Balance
		(in millions)			
Commercial paper Bonds	\$ 135	\$ 165	\$ 146	\$ 154	
	3,241		81	3,160	
	<u>\$ 3,376</u>	<u>\$ 165</u>	<u>\$ 227</u>	<u>\$ 3,314</u>	
		2020			
		Beginning Balance	Additions	Reductions	Ending Balance
		(in millions)			
Commercial paper Bonds	\$ 145		\$ 10	\$ 135	
	2,330	\$ 1,026	115	3,241	
	<u>\$ 2,475</u>	<u>\$ 1,026</u>	<u>\$ 125</u>	<u>\$ 3,376</u>	

The University utilizes commercial paper, backed by a general revenue pledge, to provide interim financing for its capital improvement program. Outstanding commercial paper is converted to long-term debt financing as appropriate, within the normal course of business. Outstanding bonds are also supported by the University’s general revenue pledge.

UNIVERSITY OF MICHIGAN

Management’s Discussion and Analysis (Unaudited)—Continued

During 2020, the University issued \$988 million of general revenue bonds with a net original issue premium of \$38 million, which included \$138 million of fixed rate, tax-exempt bonds, and \$850 million of fixed rate, taxable bonds. Total bond proceeds of \$1,026 million were utilized to refund existing bonds of \$26 million and provide \$150 million for capital projects, \$848 million for capital projects, refunding of debt and general purposes, and \$2 million for debt issuance costs.

The composition of the University’s debt at June 30 is summarized as follows:

	2021	2020	2019
	(in millions)		
Variable rate:			
Commercial paper	\$ 154	\$ 135	\$ 145
Bonds	523	551	566
Fixed rate bonds	2,637	2,690	1,764
	<u>\$ 3,314</u>	<u>\$ 3,376</u>	<u>\$ 2,475</u>

A significant portion of the University’s variable rate bonds are subject to remarketing and, in accordance with GASB requirements, such debt is classified as current unless supported by liquidity arrangements such as lines of credit or standby bond purchase agreements which could refinance the debt on a long-term basis. In the event that variable rate bonds are put back to the University by the debt holder, management believes that the use of remarketing agents as well as the University’s strong credit rating will ensure that the bonds will be remarketed within a reasonable period of time.

While fixed rate bonds typically have a higher effective rate of interest at the date of issuance as compared to variable rate bonds, they reduce the volatility of required debt service payments and do not require liquidity support such as lines of credit, standby bond purchase agreements or internal liquidity.

Effective interest rates averaged 2.5 percent and 2.9 percent in 2021 and 2020, respectively, including the federal subsidies for interest on taxable Build America Bonds. Interest expense net of federal subsidies received for interest on taxable Build America Bonds totaled \$89 million and \$80 million in 2021 and 2020, respectively.

UNIVERSITY OF MICHIGAN

Management's Discussion and Analysis (Unaudited)—Continued

Obligations for Postemployment Benefits

Using current actuarial assumptions, and presuming a continuation of the current level of benefits, the University's obligations for postemployment benefits totaled \$4.4 billion at June 30, 2021, as compared to \$3.5 billion and \$3.1 billion at June 30, 2020 and 2019, respectively. The increase in the reported liability at June 30, 2021 was driven primarily by a decrease in the discount rate offset by a reduction in expected health care claims cost due to favorable experience and changes in health care claims trend assumption rates. The increase in the reported liability at June 30, 2020 was driven primarily by a decrease in the discount rate and mortality and longevity improvements, offset by a reduction in expected health care claims cost due to favorable experience. Since a portion of retiree medical services will be provided by the University's health system, this liability is net of the related margin and fixed costs associated with providing those services which totaled \$795 million, \$629 million and \$580 million at June 30, 2021, 2020 and 2019, respectively.

By implementing a series of health benefit initiatives over the past several years, the University has favorably impacted its total liability for postemployment benefits by \$2.0 billion at June 30, 2021. These initiatives have included cost sharing changes, elimination of Medicare Part B reimbursements for certain retirees and the adjustment of retirement eligibility criteria.

UNIVERSITY OF MICHIGAN

Management’s Discussion and Analysis (Unaudited)—Continued

Net Position

Net position represents the residual interest in the University’s assets and deferred outflows after liabilities and deferred inflows are deducted. The composition of the University’s net position at June 30 is summarized as follows:

	2021	2020 (in millions)	2019
Net investment in capital assets	\$ 3,677	\$ 3,767	\$ 3,743
Restricted:			
Nonexpendable:			
Permanent endowment corpus	2,625	2,483	2,329
Expendable:			
Net appreciation of permanent endowments	3,684	2,055	2,144
Funds functioning as endowment	2,974	2,260	2,382
Restricted for operations and other	925	852	686
Unrestricted	5,622	3,110	3,520
	\$ 19,507	\$ 14,527	\$ 14,804

Net investment in capital assets represents the University’s capital assets net of accumulated depreciation, outstanding principal balances of debt and capital lease liabilities, unexpended bond proceeds and deferred outflows associated with the acquisition, construction or improvement of those assets.

Restricted nonexpendable net position represents the historical value (corpus) of gifts to the University’s permanent endowment funds. Restricted expendable net position is subject to externally imposed stipulations governing their use and includes net appreciation of permanent endowments, funds functioning as endowment and net position restricted for operations, facilities and student loan programs. Restricted expendable net position increased 47 percent, or \$2.4 billion, to \$7.6 billion at June 30, 2021, as compared to a decrease of 1 percent, or \$45 million, to \$5.2 billion at June 30, 2020. The increase experienced during 2021 was driven primarily by strong investment returns within the University’s Long Term Portfolio.

Although unrestricted net position is not subject to externally imposed stipulations, substantially all of the University’s unrestricted net position has been designated for various academic programs, research initiatives and capital projects. Unrestricted net position at June 30, 2021 totaled \$5.6 billion and included funds functioning as endowment of \$7.7 billion offset by unfunded obligations for postemployment benefits of \$3.6 billion. Unrestricted net position at June 30, 2020 totaled \$3.1 billion and included funds functioning as endowment of \$5.5 billion offset by unfunded obligations for postemployment benefits of \$3.4 billion. Unrestricted net position also includes other net resources which totaled \$1.5 billion and \$1.0 billion at June 30, 2021 and 2020, respectively.

UNIVERSITY OF MICHIGAN

Management's Discussion and Analysis (Unaudited)—Continued

Consolidated Statement of Revenues, Expenses and Changes in Net Position

The consolidated statement of revenues, expenses and changes in net position presents the University's results of operations. In accordance with GASB reporting principles, revenues and expenses are classified as either operating or nonoperating. The University's revenues, expenses and changes in net position for the years ended June 30 are summarized as follows:

	2021	2020	2019
	(in millions)		
Operating revenues:			
Net student tuition and fees	\$ 1,480.8	\$ 1,455.6	\$ 1,366.5
Sponsored programs	1,264.4	1,259.9	1,266.4
Patient care revenues, net	5,351.1	4,767.9	4,845.1
Other	308.0	472.2	511.9
	8,404.3	7,955.6	7,989.9
Operating expenses	9,519.1	9,364.3	9,025.0
Operating loss	(1,114.8)	(1,408.7)	(1,035.1)
Nonoperating and other revenues (expenses):			
State educational appropriations	373.2	331.3	370.4
Federal Pell grants	53.4	53.5	51.2
Federal economic relief funds	255.7	143.8	
Private gifts for operating activities	184.1	178.8	177.8
Net investment income	5,141.3	322.6	810.0
Interest expense	(94.7)	(86.0)	(81.4)
Federal subsidies for interest on Build America Bonds	5.5	5.6	7.0
State capital appropriations	32.1	13.9	
Endowment and capital gifts and grants	151.0	167.6	206.1
Other	(6.6)	0.7	16.9
Nonoperating and other revenues, net	6,095.0	1,131.8	1,558.0
Increase (decrease) in net position	4,980.2	(276.9)	522.9
Net position, beginning of year	14,527.0	14,803.9	14,281.0
Net position, end of year	\$ 19,507.2	\$ 14,527.0	\$ 14,803.9

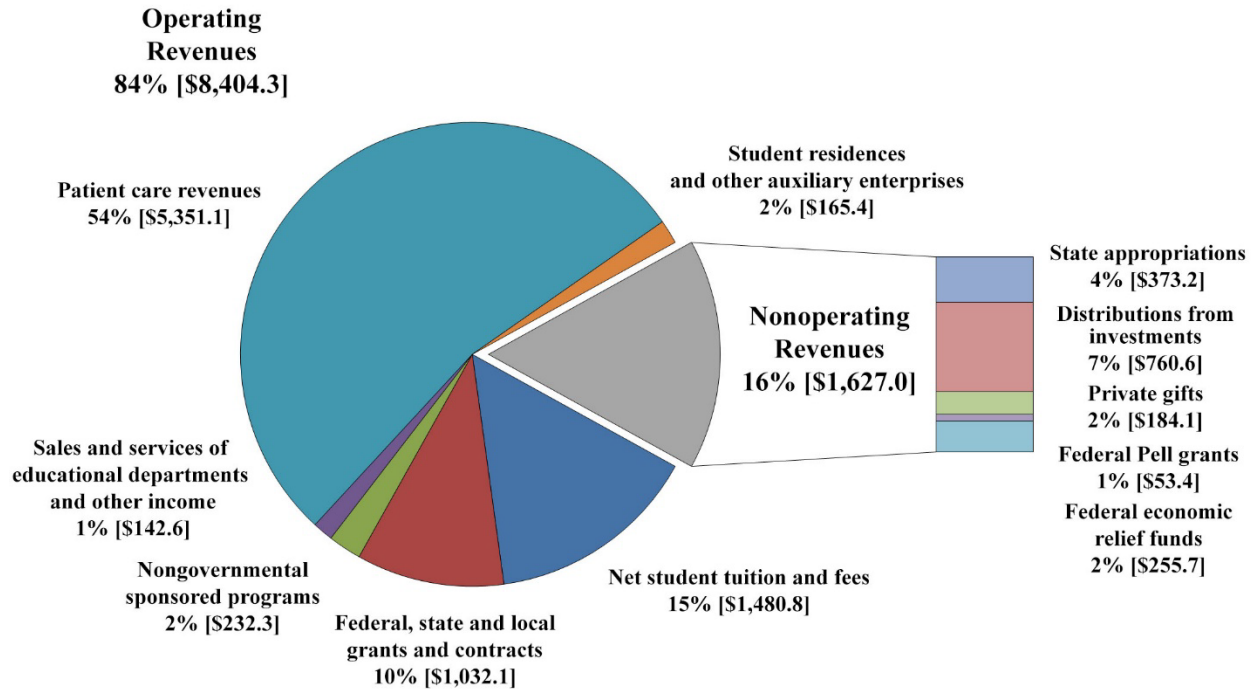
UNIVERSITY OF MICHIGAN

Management’s Discussion and Analysis (Unaudited)—Continued

One of the University’s greatest strengths is the diverse streams of revenue that supplement its student tuition and fees, including private support from individuals, foundations and corporations, along with government and other sponsored programs, state appropriations and investment income. The University continues to aggressively seek funding from all possible sources consistent with its mission in order to supplement student tuition and prudently manage the financial resources realized from these efforts to fund its operating activities, which include instruction, patient care and research.

The following is a graphic illustration of revenues by source, both operating and nonoperating, which are used to fund the University’s operating activities for the year ended June 30, 2021 (amounts are presented in millions of dollars). Certain recurring sources of the University’s revenues are considered nonoperating, as defined by GASB, such as state appropriations, distributions from investments, private gifts and federal Pell grants.

2021 Revenues for Operating Activities

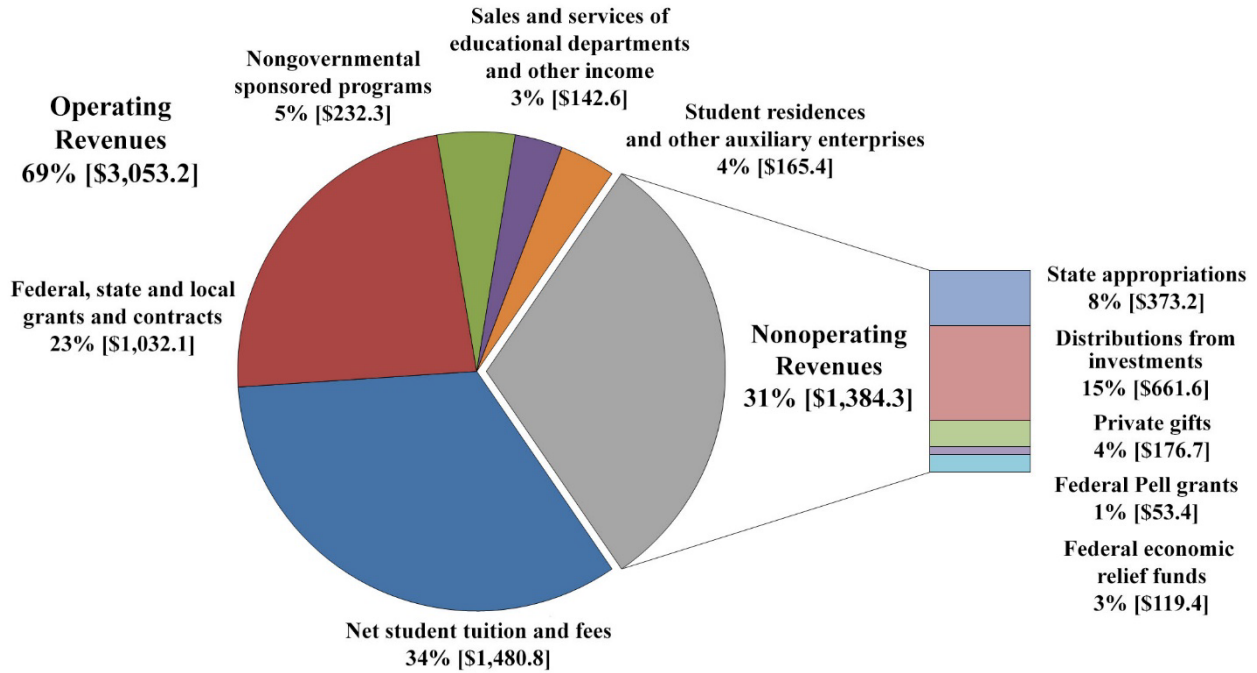


UNIVERSITY OF MICHIGAN

Management’s Discussion and Analysis (Unaudited)—Continued

The University measures its performance both for the University as a whole and for the University without its health system and other clinical activities. The exclusion of these activities allows a clearer view of the operations of the schools and colleges, as well as central administration. The following is a graphic illustration of University revenues by source, both operating and nonoperating, which are used to fund operating activities other than the health system and other clinical activities, for the year ended June 30, 2021 (amounts are presented in millions of dollars).

**2021 Revenues for Operating Activities
Excluding Revenues from the Health System and Other Clinical Activities**



Tuition and state appropriations are the primary sources of funding for the University’s academic programs. There is a relationship between the growth or reduction in state support and the University’s ability to restrain tuition fee increases. Together, net student tuition and fees and state educational appropriations increased 4 percent, or \$67 million, to \$1.9 billion in 2021, as compared to 3 percent, or \$50 million, to \$1.8 billion in 2020.

UNIVERSITY OF MICHIGAN

Management’s Discussion and Analysis (Unaudited)—Continued

In 2021, the University’s state educational appropriations increased 13 percent, or \$42 million, to \$373 million reflecting a return to pre-COVID-19 pandemic funding levels. In 2020, the University’s state educational appropriations decreased 11 percent, or \$39 million, to \$331 million primarily as a result of the establishment of an allowance against the University’s outstanding state educational appropriations receivable due to uncertainties associated with the COVID-19 pandemic.

For the years ended June 30, net student tuition and fees revenue consisted of the following components:

	2021	2020	2019
	(in millions)		
Student tuition and fees	\$ 1,978.0	\$ 1,944.2	\$ 1,812.5
Less scholarship allowances	497.2	488.6	446.0
	\$ 1,480.8	\$ 1,455.6	\$ 1,366.5

In 2021, net student tuition and fees revenue increased 2 percent, or \$25 million, to \$1.5 billion, which reflects an increase of 2 percent, or \$34 million, in gross student tuition and fees revenue offset by an increase of 2 percent, or \$9 million, in scholarship allowances. Tuition rate increases in 2021 were 1.9 percent for both resident and nonresident undergraduate students and most graduate students on the Ann Arbor campus, with a 1.9 and 3.9 percent tuition rate increase for most resident undergraduate students on the Dearborn and Flint campuses, respectively. During 2021, the University experienced moderate growth in the number of students, as well as a shift in mix from resident to nonresident students.

In 2020, net student tuition and fees revenue increased 7 percent, or \$89 million, to \$1.5 billion, which reflects an increase of 7 percent, or \$132 million, in gross student tuition and fees revenue offset by an increase of 10 percent, or \$43 million, in scholarship allowances. Tuition rate increases in 2020 were 1.9 percent for resident undergraduate students, 3.7 percent for nonresident undergraduate students and 3.2 percent for most graduate students on the Ann Arbor campus, with a 3.2 and 5.0 percent tuition rate increase for most resident undergraduate students on the Dearborn and Flint campuses, respectively. During 2020, the University experienced moderate growth in the number of students, as well as a shift in mix from resident to nonresident students.

The University’s tuition rate increases have consistently been among the lowest in the state, even in years of significant reductions in state appropriations, which reflects a commitment to affordable higher education for Michigan families. In addition, the University has increased scholarship and fellowship expenses and related allowances to benefit students in financial need. The University’s long-term plan includes an ongoing commitment to cost containment and reallocating resources to the highest priorities to provide support for innovative new initiatives to maintain academic excellence and help students keep pace with the evolving needs of society.

UNIVERSITY OF MICHIGAN

Management’s Discussion and Analysis (Unaudited)—Continued

While tuition and state appropriations fund a large percentage of University costs, private support is also essential to the University’s academic distinction. Private gifts for other than capital and endowment purposes totaled \$184 million in 2021, as compared to \$179 million in 2020 and \$178 million in 2019.

The University receives revenues for sponsored programs from various government agencies and private sources, which normally provide for both direct and indirect costs to perform these sponsored activities, with a significant portion related to federal research. Revenues for sponsored programs remained stable at \$1.3 billion in both 2021 and 2020 as the rate of increase during these periods was limited by capacity constraints within the University’s research labs which were initiated in response to the COVID-19 pandemic.

Patient care revenues are principally generated within the University’s hospitals and ambulatory care facilities. Patient care revenues increased 12 percent, or \$583 million, to \$5.4 billion in 2021, due primarily to growth in patient volume as well as an increase in revenue per patient case. Patient care revenues decreased 2 percent, or \$77 million, to \$4.8 billion in 2020, due primarily to a decrease in patient volume resulting from a temporary reduction in operations in response to the COVID-19 pandemic.

For the years ended June 30, patient care revenues by source are summarized as follows:

	2021	2020	2019
	(in millions)		
University of Michigan Health System	\$ 4,682.6	\$ 4,152.6	\$ 4,212.4
UM Health	507.0	464.3	472.5
Michigan Health Corporation	30.9	36.4	39.1
Other	130.6	114.6	121.1
	\$ 5,351.1	\$ 4,767.9	\$ 4,845.1

The largest component of patient care revenues is generated by UMHS, a national leader in advanced patient care and comprehensive education of physicians and medical scientists. UMHS serves as the principal teaching facility for the University’s Medical School and operates three hospitals with 1,043 licensed beds for acute care and psychiatric needs, as well as numerous ambulatory care centers, outpatient clinics and various other health care programs across the state. Substantially all physician services to UMHS patients are provided by the University’s Medical School faculty. UMHS also provides educational and clinical opportunities to students of the University’s Schools of Nursing, Dentistry, Social Work and Public Health, as well as the College of Pharmacy.

UNIVERSITY OF MICHIGAN

Management’s Discussion and Analysis (Unaudited)—Continued

UM Health patient care revenues primarily represent Metropolitan Hospital, a community health care provider in west Michigan, which operates a hospital with 208 licensed beds for acute care, as well as neighborhood outpatient clinics and a growing network of specialty services. The University’s affiliation with Metropolitan Hospital positions UM Health to expand research capabilities, primary care, specialty services and the use of complex medical technologies.

Michigan Health Corporation generates revenue through its various joint venture and managed care initiatives, which provide services to patients including dialysis and other health services.

Other patient care revenues include amounts received from governmental and commercial payers associated with initiatives designed to improve accessibility and quality of care for patients, services provided by physicians working at facilities outside of the University and ambulatory care services provided by University Health Service, the School of Dentistry and the School of Nursing.

Contractual arrangements with governmental payers (Medicare and Medicaid) and private insurers impact patient care revenues. The distribution of net patient care service revenue by primary payer source for the years ended June 30 is summarized as follows:

	2021	2020	2019
Medicare	27%	27%	26%
Medicaid	12%	11%	12%
Blue Cross	38%	39%	38%
Other	23%	23%	24%

Federal economic relief funds represent amounts received from the federal government to provide economic assistance to entities that have been negatively impacted by the COVID-19 pandemic. The University recognized revenue of \$135 million in both 2021 and 2020 associated with the Provider Relief Fund distributed by the U.S. Department of Health and Human Services. Revenue associated with the Higher Education Emergency Relief Fund distributed by the U.S. Department of Education totaled \$77 million in 2021 as compared to \$9 million in 2020. Revenue of \$42 million associated with the Coronavirus Relief Fund distributed by the U.S. Department of the Treasury was recognized during 2021.

Net investment income totaled \$5.1 billion in 2021 as compared to \$323 million in 2020 and \$810 million in 2019. During 2021 the financial markets experienced strong growth following the impact of the COVID-19 pandemic induced slowdown from the prior year. In 2021, the alternative assets returned 51 percent with venture capital and private equity assets leading the alternative asset class with returns of 78 and 51 percent, respectively. Within the marketable assets class, equities led with a return of 51 percent.

UNIVERSITY OF MICHIGAN

Management’s Discussion and Analysis (Unaudited)—Continued

The investment environment in 2020 experienced a significant amount of volatility during the third and fourth quarters due to the impact of the COVID-19 pandemic. During 2020, the alternative asset class had the strongest performance and returned 6 percent for the year. The venture capital and private equity assets led the alternative asset class with returns of 19 percent and 11 percent, respectively.

State capital appropriations help the University improve its academic buildings. Recent capital outlays have supported renovations of the Engineering Lab Building on the Dearborn campus and the William R. Murchie Science Building on the Flint campus.

Gifts and grants for endowment and capital purposes continue to be a significant part of sustaining the University’s excellence. Private gifts for permanent endowment purposes totaled \$136 million in 2021, as compared to \$149 million and \$176 million in 2020 and 2019, respectively. Capital gifts and grants totaled \$15 million in 2021, as compared to \$19 million and \$30 million in 2020 and 2019, respectively. In recent years, major gifts have been received in support of the University’s wide-ranging capital initiatives which include the health system, Ross School of Business, College of Engineering and Intercollegiate Athletics.

In addition to revenue diversification, the University continues to make cost containment an ongoing priority. This is necessary as the University faces significant financial pressures, particularly in the areas of compensation and benefits, which represent 64 percent of total expenses, as well as in the areas of energy, technology and ongoing maintenance of facilities and infrastructure.

The University’s expenses for the years ended June 30 are summarized as follows (amounts in millions):

	2021		2020		2019	
Operating:						
Compensation and benefits	\$ 6,137.5	64%	\$ 6,049.9	64%	\$ 5,769.0	63%
Supplies and services	2,614.4	27	2,574.6	27	2,523.8	28
Depreciation	566.8	6	566.7	6	567.8	6
Scholarships and fellowships	200.4	2	173.1	2	164.4	2
	9,519.1	99	9,364.3	99	9,025.0	99
Nonoperating:						
Interest, net	89.2	1	80.4	1	74.4	1
	\$ 9,608.3	100%	\$ 9,444.7	100%	\$ 9,099.4	100%

UNIVERSITY OF MICHIGAN

Management's Discussion and Analysis (Unaudited)—Continued

The University is committed to recruiting and retaining outstanding faculty and staff and the compensation package is one way to successfully compete with peer institutions and nonacademic employers. Compensation and benefits increased 1 percent, or \$88 million, to \$6.1 billion in 2021 as compared to 5 percent, or \$281 million, to \$6.0 billion in 2020. Of the 2021 increase, compensation increased less than 1 percent, or \$11 million, to \$4.6 billion, due primarily to temporary cost saving measures taken in response to the COVID-19 pandemic, and employee benefits increased 5 percent, or \$77 million, to \$1.5 billion, resulting from an increase in prescription drug costs as well as activity associated with the University's postemployment benefits obligations. For 2020, compensation increased 5 percent, to \$4.6 billion, and benefits increased 5 percent, to \$1.4 billion.

The University faces external and industry realities that put significant pressure on its ability to reduce compensation costs while remaining competitive. To help address this risk, the University continues to review components of its existing benefits program to find opportunities for potential savings without compromising the ability to offer competitive benefits to all faculty and staff.

Health care benefits are one of the most significant employee benefits. Compared to most employers, the University is in a unique position to utilize internal experts to advise and guide its health care and drug plans. Over the past several years, the University has implemented initiatives to better control its rate of cost increase, encourage employees to choose the lowest cost health care plan that meets their needs and share a larger portion of health care cost increases with employees. These initiatives reflect the reality of the national landscape while remaining true to the commitment we make to our employees for a robust benefits package. Careful stewardship of our health benefit plans, including the use of wellness initiatives, helps maintain our competitive position while preserving funding for the University's core mission.

UNIVERSITY OF MICHIGAN

Management’s Discussion and Analysis (Unaudited)—Continued

Supplies and services expenses increased 2 percent, or \$40 million, to \$2.6 billion in 2021 as compared to an increase of 2 percent, or \$51 million, to \$2.6 billion in 2020. These increases reflect the growth in patient care related expenses, offset partially by cost containment measures taken in response to the COVID-19 pandemic.

In addition to their natural (object) classification, it is also informative to review operating expenses by function. The University’s expenses by functional classification for the years ended June 30 are summarized as follows (amounts in millions):

	2021		2020		2019	
Operating:						
Instruction	\$ 1,175.4	12%	\$ 1,204.8	13%	\$ 1,195.2	13%
Research	853.2	9	862.8	9	857.6	10
Public service	287.9	3	206.4	2	208.7	2
Institutional and academic support	849.5	9	779.9	8	767.0	8
Operations and maintenance of plant	271.9	3	324.1	3	351.6	4
Auxiliary enterprises:						
Patient care	5,114.3	53	4,975.4	53	4,661.5	51
Other	199.7	2	271.1	3	251.2	3
Depreciation	566.8	6	566.7	6	567.8	6
Scholarships and fellowships	200.4	2	173.1	2	164.4	2
	9,519.1	99	9,364.3	99	9,025.0	99
Nonoperating:						
Interest, net	89.2	1	80.4	1	74.4	1
	<u>\$ 9,608.3</u>	<u>100%</u>	<u>\$ 9,444.7</u>	<u>100%</u>	<u>\$ 9,099.4</u>	<u>100%</u>

Instruction expenses decreased 2 percent, or \$29 million, in 2021, and increased less than 1 percent, or \$10 million, in 2020. This activity reflects the growth in the related revenue sources offset by cost containment efforts.

UNIVERSITY OF MICHIGAN

Management’s Discussion and Analysis (Unaudited)—Continued

Research expenses decreased 1 percent, or \$10 million, in 2021, as compared to an increase of less than 1 percent, or \$5 million, in 2020. The relative stability in both 2021 and 2020, despite the ongoing challenges associated with the COVID-19 pandemic, reflects the strength of the University’s overall research enterprise. To measure its total volume of research expenditures, the University considers research expenses included in the above table, as well as research related facilities and administrative expenses, research initiative and start-up expenses and research equipment purchases. These amounts totaled \$1.58 billion in 2021, and \$1.62 billion in both 2020 and 2019.

Patient care expenses increased 3 percent, or \$139 million, in 2021, and 7 percent, or \$314 million, in 2020, and reflect the impact of additional patient activity and capacity expansion. Increased medical supplies expense resulted from higher patient activity levels, the rising cost of pharmaceuticals and the additional cost of personal protective equipment acquired in response to the COVID-19 pandemic.

Scholarships and fellowships provided to students totaled \$708 million in 2021, as compared to \$685 million in 2020 and \$635 million in 2019, an increase of 12 percent over the past two years. Tuition, housing and fees revenues are reported net of aid applied to students’ accounts, while amounts paid directly to students are reported as scholarships and fellowships expense. Scholarships and fellowships for the years ended June 30 are summarized as follows:

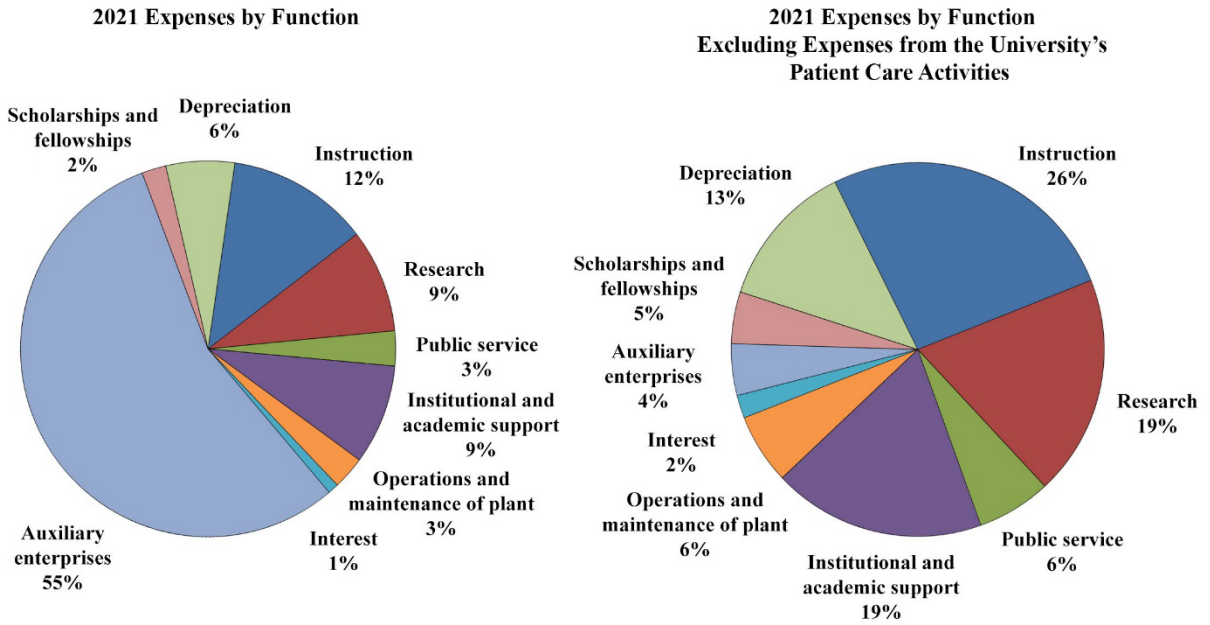
	2021	2020	2019
	(in millions)		
Paid directly to students	\$ 200.4	\$ 173.1	\$ 164.4
Applied to tuition and fees	497.2	488.6	446.0
Applied to University Housing	10.3	23.1	24.2
	<u>\$ 707.9</u>	<u>\$ 684.8</u>	<u>\$ 634.6</u>

During 2021 and 2020, scholarships and fellowships expense included emergency financial aid grants distributed directly to students in accordance with the terms of the Higher Education Emergency Relief Fund of \$26 million and \$8 million, respectively.

UNIVERSITY OF MICHIGAN

Management’s Discussion and Analysis (Unaudited)—Continued

The following graphic illustrations present total expenses by function, with and without the University’s health system and other patient care activities:



UNIVERSITY OF MICHIGAN

Management’s Discussion and Analysis (Unaudited)—Continued

Consolidated Statement of Cash Flows

The consolidated statement of cash flows provides additional information about the University’s financial results by reporting the major sources and uses of cash. The University’s cash flows for the years ended June 30 are summarized as follows:

	2021	2020	2019
	(in millions)		
Cash received from operations	\$ 8,081.4	\$ 8,345.6	\$ 7,965.9
Cash expended for operations	(8,412.8)	(8,440.6)	(8,283.8)
Net cash used in operating activities	(331.4)	(95.0)	(317.9)
Net cash provided by noncapital financing activities	900.9	1,705.4	767.7
Net cash used in capital and related financing activities	(569.8)	(602.3)	(597.2)
Net cash (used in) provided by investing activities	(271.3)	(130.0)	411.3
Net (decrease) increase in cash and cash equivalents	(271.6)	878.1	263.9
Cash and cash equivalents, beginning of year	1,275.4	397.3	133.4
Cash and cash equivalents, end of year	\$ 1,003.8	\$ 1,275.4	\$ 397.3

Cash received from operations primarily consists of student tuition, sponsored program grants and contracts, and patient care revenues. Significant sources of cash provided by noncapital financing activities, as defined by GASB, include state appropriations, federal Pell grants and private gifts used to fund operating activities.

Economic Factors That May Affect the Future

The University maintains the highest credit ratings of S&P Global (AAA) and Moody’s (Aaa). Achieving and maintaining the highest credit ratings provides the University with significant flexibility in securing capital funds on the most competitive terms. This flexibility, along with ongoing efforts toward revenue diversification and cost containment, will enable the University to provide the necessary resources to support a consistent level of excellence in service to students, patients, the research community, the state and the nation.

UNIVERSITY OF MICHIGAN

Management's Discussion and Analysis (Unaudited)—Continued

A crucial element to the University's future continues to be a strong relationship with the state of Michigan. Historically, there has been a connection between the growth or reduction of state support and the University's ability to control tuition increases. Over the past several years, the University has successfully addressed the realities of the state's challenging economy and, pursuant to a long-range plan, continues to work relentlessly to cut and mitigate operational costs in order to remain affordable and preserve access, while protecting the academic enterprise.

The on-going COVID-19 pandemic is expected to continue to impact the state's revenues, which provide the foundation for the University's annual appropriations. Although the State has worked to identify and initiate various cost saving measures in response to the pandemic, the University's budget for 2022 reflects the impact of these economic challenges at the state and local level, and therefore anticipates no change in the level of base state educational appropriations as compared to the prior year. The 2022 budget also anticipates a 1.4 percent tuition rate increase for Ann Arbor campus resident undergraduates and a 6.4 percent increase in centrally awarded financial aid. Nonresident undergraduate tuition rates as well as most graduate and professional rates will increase 1.8 percent. Resident undergraduate tuition rates for the Dearborn campus will increase 1.9 percent, while the Flint campus will see no increase in their resident undergraduate rates.

The University continues to execute its long-range plan to maintain, modernize and expand its complement of older facilities while adding key new facilities for instruction, research, patient care, athletics and residential life. This strategy addresses the University's growth and the continuing effects of technology on teaching, research and clinical activities. Authorized costs to complete construction and other projects totaled \$1,130 million at June 30, 2021. Funding for these projects is anticipated to include \$1,034 million from internal sources, gifts, grants and proceeds from borrowings, \$44 million from the State Building Authority and \$52 million from the utilization of unexpended bond proceeds.

The University's health system continues its strategy to expand access to patients, locally and on a statewide basis. In addition to strategic capital and technological investments, the University's health system is also focusing on clinical affiliation arrangements and population management programs designed to expand community access and improve patient, family and provider experiences across the continuum of care. The affiliation arrangements are also expected to enhance clinical research, physician recruitment and support services.

UNIVERSITY OF MICHIGAN

Management's Discussion and Analysis (Unaudited)—Continued

While the University's health system is well positioned to maintain its strong financial condition in the near term, ongoing constraints on revenue are expected due to fiscal pressures from employers and federal and state governments. Lawmakers continue to discuss Medicare and Medicaid changes which may target graduate medical education-related payments and could result in a significant impact on teaching hospitals. In addition, private insurance and managed care contracts historically provide for annual increases in reimbursement rates that met or exceeded the rate of inflation; however, there can be no assurance that such trends will continue. Management believes that much of the payment pressure can be offset by growth in patient volume and continued efforts to contain certain costs.

The University will continue to employ its long-term investment strategy to maximize total returns, at an appropriate level of risk, while utilizing a spending rate policy to preserve endowment capital and insulate the University's operations from temporary market volatility.

As a labor-intensive organization, the University faces competitive pressures related to attracting and retaining faculty and staff. Moreover, consistent with the national landscape, the University also faces rising costs of health benefits for its employees and retirees. The University has successfully taken and will continue to take proactive steps to respond to these challenges while protecting the quality of the overall benefits package.

A portion of the University's labor force is unionized, with negotiated labor agreements defining terms and conditions of employment. Changes in relations with unions and represented employees, including the negotiation of new agreements, could have a material effect on the University.

The COVID-19 pandemic and related actions taken by federal and state governments in response may materially impact the University's financial position and its results of operations, including those related to instruction, research, patient care and other auxiliary activities. While the University continues to design and execute plans to mitigate these risks, the extent of the impact to the University will depend on future developments beyond its control, including the overall duration and spread of the outbreak, and cannot be fully determined at this time.

While it is not possible to predict the ultimate results, management believes that the University's financial position will remain strong.

UNIVERSITY OF MICHIGAN

Consolidated Statement of Net Position

	June 30,	
	2021	2020
	(in thousands)	
Assets		
Current Assets:		
Cash and cash equivalents	\$ 1,003,846	\$ 1,275,401
Investments for operating activities	1,912,859	1,519,753
Investments for capital activities	627,926	301,721
Investments for student loan activities	70,481	69,866
Accounts receivable, net	970,600	583,857
Current portion of notes and pledges receivable, net	108,708	98,723
Current portion of other assets	183,656	151,859
Cash collateral held by agent	20,040	8,728
Total Current Assets	<u>4,898,116</u>	<u>4,009,908</u>
Noncurrent Assets:		
Unexpended bond proceeds	52,451	125,905
Endowment, life income and other investments	17,532,653	12,704,098
Notes and pledges receivable, net	260,554	275,714
Other assets	131,951	116,184
Capital assets, net	6,187,063	6,273,008
Total Noncurrent Assets	<u>24,164,672</u>	<u>19,494,909</u>
Total Assets	<u>29,062,788</u>	<u>23,504,817</u>
Deferred Outflows	<u>1,124,313</u>	<u>514,092</u>
Liabilities		
Current Liabilities:		
Accounts payable	312,367	333,934
Accrued compensation and other	746,422	550,605
Unearned revenue	557,109	586,252
Current portion of insurance and benefits reserves	269,789	144,827
Current portion of obligations for postemployment benefits	95,581	92,684
Commercial paper and current portion of bonds payable	235,875	215,658
Long-term bonds payable subject to remarketing, net	300,542	441,450
Collateral held for securities lending	20,040	8,728
Total Current Liabilities	<u>2,537,725</u>	<u>2,374,138</u>
Noncurrent Liabilities:		
Accrued compensation	103,563	88,952
Insurance and benefits reserves	170,059	158,604
Obligations for defined benefit pension plan, net	(6,322)	(1,247)
Obligations for postemployment benefits	4,316,565	3,384,804
Obligations under life income agreements	76,995	71,556
Government loan advances	55,585	64,989
Bonds payable	2,777,621	2,719,063
Other liabilities	194,568	160,209
Total Noncurrent Liabilities	<u>7,688,634</u>	<u>6,646,930</u>
Total Liabilities	<u>10,226,359</u>	<u>9,021,068</u>
Deferred Inflows	<u>453,562</u>	<u>470,841</u>
Net Position		
Net investment in capital assets	3,677,053	3,767,199
Restricted:		
Nonexpendable	2,625,459	2,483,225
Expendable	7,582,296	5,166,803
Unrestricted	5,622,372	3,109,773
Total Net Position	<u>\$ 19,507,180</u>	<u>\$ 14,527,000</u>

The accompanying notes are an integral part of the consolidated financial statements.

UNIVERSITY OF MICHIGAN

**Consolidated Statement of Revenues, Expenses
and Changes in Net Position**

	Year Ended June 30,	
	2021	2020
	(in thousands)	
Operating Revenues		
Student tuition and fees	\$ 1,977,983	\$ 1,944,169
Less scholarship allowances	497,162	488,576
Net student tuition and fees	1,480,821	1,455,593
Federal grants and contracts	1,019,559	1,005,408
State and local grants and contracts	12,577	11,129
Nongovernmental sponsored programs	232,286	243,326
Sales and services of educational departments	140,594	127,353
Auxiliary enterprises:		
Patient care revenues (net of provision for bad debts of \$140,672 in 2021 and \$119,101 in 2020)	5,351,066	4,767,872
Student residence fees (net of scholarship allowances of \$10,260 in 2021 and \$23,138 in 2020)	50,334	114,648
Other revenues	115,029	228,034
Student loan interest income and fees	2,057	2,246
Total Operating Revenues	8,404,323	7,955,609
Operating Expenses		
Compensation and benefits	6,137,455	6,049,913
Supplies and services	2,614,367	2,574,614
Depreciation	566,848	566,694
Scholarships and fellowships	200,431	173,073
Total Operating Expenses	9,519,101	9,364,294
Operating Loss	(1,114,778)	(1,408,685)
Nonoperating Revenues (Expenses)		
State educational appropriations	373,230	331,330
Federal Pell grants	53,396	53,488
Federal economic relief funds	255,673	143,829
Private gifts for other than capital and endowment purposes	184,108	178,754
Net investment income	5,141,252	322,642
Interest expense	(94,705)	(86,035)
Federal subsidies for interest on Build America Bonds	5,529	5,584
Total Nonoperating Revenues, Net	5,918,483	949,592
Income (Loss) Before Other Revenues (Expenses)	4,803,705	(459,093)
Other Revenues (Expenses)		
State capital appropriations	32,062	13,853
Capital gifts and grants	14,639	18,682
Private gifts for permanent endowment purposes	136,402	148,932
Other	(6,628)	718
Total Other Revenues, Net	176,475	182,185
Increase (Decrease) in Net Position	4,980,180	(276,908)
Net Position, Beginning of Year	14,527,000	14,803,908
Net Position, End of Year	\$ 19,507,180	\$ 14,527,000

The accompanying notes are an integral part of the consolidated financial statements.

UNIVERSITY OF MICHIGAN

Consolidated Statement of Cash Flows

	Year Ended June 30,	
	2021	2020
	(in thousands)	
Cash Flows from Operating Activities		
Student tuition and fees	\$ 1,487,613	\$ 1,448,009
Federal, state and local grants and contracts	1,016,803	1,035,664
Nongovernmental sponsored programs	238,827	256,097
Sales and services of educational departments and other	274,665	309,712
Patient care revenues	4,994,855	5,161,492
Student residence fees	50,936	114,183
Payments to employees	(4,543,478)	(4,548,764)
Payments for benefits	(1,142,841)	(1,240,427)
Payments to suppliers	(2,519,582)	(2,471,802)
Payments for scholarships and fellowships	(200,431)	(173,073)
Student loans issued	(6,430)	(6,523)
Student loans collected	15,662	18,234
Student loan interest and fees collected	2,057	2,246
Net Cash Used in Operating Activities	(331,344)	(94,952)
Cash Flows from Noncapital Financing Activities		
State educational appropriations	331,523	372,530
Federal Pell grants	53,396	53,488
Federal economic relief funds	249,737	142,164
Private gifts and other receipts	285,710	291,577
Proceeds from issuance of debt		850,025
Interest payments on debt	(16,830)	
Payments for bond refunding and related costs		(1,963)
Student direct lending receipts	312,147	317,320
Student direct lending disbursements	(311,608)	(316,410)
Amounts received for annuity and life income funds	5,979	6,370
Amounts paid to annuitants and life beneficiaries and related expenses	(9,118)	(9,702)
Net Cash Provided by Noncapital Financing Activities	900,936	1,705,399
Cash Flows from Capital and Related Financing Activities		
State capital appropriations	31,033	10,938
Private gifts and other receipts	37,788	36,347
Proceeds from issuance of capital debt	164,875	175,997
Principal payments on capital debt	(211,690)	(107,946)
Interest payments on capital debt	(91,237)	(101,409)
Federal subsidies for Build America Bonds interest	5,531	9,315
Payments for bond refunding and related costs		(273)
Purchases of capital assets	(507,859)	(626,564)
Proceeds from sales of capital assets	1,739	1,240
Net Cash Used in Capital and Related Financing Activities	(569,820)	(602,355)

The accompanying notes are an integral part of the consolidated financial statements.

UNIVERSITY OF MICHIGAN

Consolidated Statement of Cash Flows—Continued

	Year Ended June 30,	
	2021	2020
	(in thousands)	
Cash Flows from Investing Activities		
Interest and dividends on investments, net	24,323	49,260
Proceeds from sales and maturities of investments	8,341,799	5,472,203
Purchases of investments	(8,710,091)	(5,491,398)
Net decrease (increase) in unexpended capital debt proceeds	73,454	(35,092)
Net decrease (increase) in cash equivalents from noncurrent investments	8,232	(116,546)
Net decrease in fiduciary custodial funds and other	(9,044)	(8,397)
Net Cash Used in Investing Activities	(271,327)	(129,970)
Net (Decrease) Increase in Cash and Cash Equivalents	(271,555)	878,122
Cash and Cash Equivalents, Beginning of Year	1,275,401	397,279
Cash and Cash Equivalents, End of Year	\$ 1,003,846	\$ 1,275,401
Reconciliation of Operating Loss to Net Cash Used in Operating Activities:		
Operating loss	\$ (1,114,778)	\$ (1,408,685)
Adjustments to reconcile operating loss to net cash used in operating activities:		
Depreciation expense	566,848	566,694
Changes in assets and liabilities:		
Accounts receivable, net	(331,111)	106,576
Other assets	(46,807)	(16,161)
Accounts payable	(11,484)	49,994
Accrued compensation and other	230,719	93,947
Unearned revenue	(27,462)	272,979
Insurance and benefits reserves	136,417	71,519
Obligations for defined benefit pension plan, net	(5,075)	1,671
Obligations for postemployment benefits	934,658	363,433
Changes in deferred outflows	(615,072)	(147,161)
Changes in deferred inflows	(48,197)	(49,758)
Net Cash Used in Operating Activities	\$ (331,344)	\$ (94,952)

The accompanying notes are an integral part of the consolidated financial statements.

UNIVERSITY OF MICHIGAN

Statement of Fiduciary Net Position

	June 30,		September 30,	
	2021	2020	2020	2019
	Custodial Funds		Pension Trust Funds	
	(in thousands)			
Assets				
Receivables			\$ 220	\$ 827
Investments	\$ 274,374	\$ 213,617	77,486	75,590
Total Assets	274,374	213,617	77,706	76,417
Liabilities				
Due to individuals and organizations	50,578	49,858	142	52
Total Liabilities	50,578	49,858	142	52
Fiduciary Net Position				
Restricted for:				
Pension			77,564	76,365
Organizations	223,796	163,759		
Total Fiduciary Net Position	\$ 223,796	\$ 163,759	\$ 77,564	\$ 76,365

The accompanying notes are an integral part of the consolidated financial statements.

UNIVERSITY OF MICHIGAN

Statement of Changes in Fiduciary Net Position

	Year Ended June 30,		Year Ended September 30,	
	2021	2020	2020	2019
	Custodial Funds		Pension Trust Funds	
	(in thousands)			
Additions				
Contributions:				
Organizations	\$ 6,327	\$ 3,522		
Employer			\$ 60	\$ 900
Total contributions	6,327	3,522	60	900
Net investment income (loss)	54,582	(9,106)	7,079	5,219
Total Additions	60,909	(5,584)	7,139	6,119
Deductions				
Benefits paid to participants			5,565	8,470
Administrative expenses			375	400
Withdrawals	872	4,850		
Total Deductions	872	4,850	5,940	8,870
Increase (Decrease) in Fiduciary Net Position	60,037	(10,434)	1,199	(2,751)
Fiduciary Net Position, Beginning of Year	163,759		76,365	
Adoption of GASB 84		174,193		79,116
Fiduciary Net Position, Beginning of Year, as Restated	163,759	174,193	76,365	79,116
Fiduciary Net Position, End of Year	\$ 223,796	\$ 163,759	\$ 77,564	\$ 76,365

The accompanying notes are an integral part of the consolidated financial statements.

UNIVERSITY OF MICHIGAN

Notes to Consolidated Financial Statements

June 30, 2021 and 2020

Note 1—Organization and Summary of Significant Accounting Policies

Organization and Basis of Presentation: The University of Michigan (the “University”) is a state-supported institution with an enrollment of over 63,500 students on its three campuses. The financial statements include the individual schools, colleges and departments, the University of Michigan Health System, Michigan Health Corporation (a wholly-owned corporation created for joint venture and managed care initiatives), UM Health (a wholly-owned corporation created to hold and develop the University’s statewide network of hospitals, hospital joint ventures and other hospital affiliations, primarily consisting of Metropolitan Hospital) and Veritas Insurance Corporation (a wholly-owned captive insurance company). While the University is a political subdivision of the state of Michigan, it is not a component unit of the State in accordance with Governmental Accounting Standards Board (“GASB”) Statement No. 14, *The Financial Reporting Entity*. The University is classified as a state instrumentality under Internal Revenue Code Section 115 and a charitable organization under Internal Revenue Code Section 501(c)(3), and is therefore exempt from federal income taxes. Certain activities of the University may be subject to taxation as unrelated business income under Internal Revenue Code Sections 511 to 514.

Within its consolidated financial statements, the University reports as a special purpose government entity engaged primarily in business type activities, as defined by GASB, on the accrual basis. Business type activities are those that are financed in whole or in part by fees charged to external parties for goods or services.

During 2021, the University adopted GASB Statement No. 84, *Fiduciary Activities*, which required the University to remove fiduciary activities from its consolidated financial statements and present them within the statement of fiduciary net position and statement of changes in fiduciary net position. The University’s fiduciary activities represent those resources for which the University acts as a trustee or custodian, including the Metropolitan Hospital pension plan trust which is considered a fiduciary component unit. The adoption of this statement resulted in a decrease in investments for operating activities and deposits of affiliates and others of \$46,348,000, and a decrease in endowment, life income and other investments and deposits of affiliates and other of \$174,193,000 at July 1, 2019.

UNIVERSITY OF MICHIGAN

Notes to Consolidated Financial Statements—Continued

Note 1—Organization and Summary of Significant Accounting Policies—Continued

Net position is categorized as:

- Net investment in capital assets: Capital assets, net of accumulated depreciation, outstanding principal balances of debt and capital lease liabilities, unexpended bond proceeds and deferred outflows associated with the acquisition, construction or improvement of those assets.
- Restricted:
 - Nonexpendable – Net position subject to externally imposed stipulations that it be maintained permanently. Such net position includes the corpus portion (historical value) of gifts to the University’s permanent endowment funds and certain investment earnings stipulated by the donor to be reinvested permanently.
 - Expendable – Net position subject to externally imposed stipulations that can be fulfilled by actions of the University pursuant to those stipulations or that expire by the passage of time. Such net position includes net appreciation of the University’s permanent endowment funds that have not been stipulated by the donor to be reinvested permanently.
- Unrestricted: Net position not subject to externally imposed stipulations. Unrestricted net position may be designated for specific purposes by action of management or the Board of Regents. Substantially all unrestricted net position is designated for various academic programs, research initiatives and capital projects.

Summary of Significant Accounting Policies: The University considers all highly liquid investments purchased with a maturity of three months or less to be cash equivalents. Cash equivalents representing assets of the University’s endowment, life income and other investments are included in noncurrent investments as these funds are not used for operating purposes.

Investments are reported in four categories in the statement of net position. Investments reported as endowment, life income and other investments are those funds invested in portfolios that are considered by management to be of a long duration. Investments for student loan and capital activities are those funds that are intended to be used for these specific activities. All other investments are reported as investments for operating activities.

UNIVERSITY OF MICHIGAN

Notes to Consolidated Financial Statements—Continued

Note 1—Organization and Summary of Significant Accounting Policies—Continued

GASB defines fair value and establishes a framework for measuring fair value that includes a three tiered hierarchy of valuation inputs, placing a priority on those which are observable in the market. Observable inputs reflect market data obtained from sources independent of the reporting entity and unobservable inputs reflect the University's own assumptions about how market participants would value an asset or liability based on the best information available. To the extent that valuation is based on models or inputs that are less observable or unobservable in the market, the determination of fair value requires more judgment. The three levels of inputs, of which the first two are considered observable and the last unobservable, are as follows:

- Level 1 – Quoted prices for identical assets or liabilities in active markets that can be accessed at the measurement date
- Level 2 – Other significant observable inputs, either direct or indirect, such as quoted prices for similar assets or liabilities in active markets; quoted prices for identical or similar assets or liabilities in markets that are not active; inputs other than quoted prices that are observable; or market corroborated inputs
- Level 3 – Unobservable inputs

GASB allows for the use of net asset value (“NAV”) as a practical expedient to determine the fair value of nonmarketable investments if the NAV is calculated in a manner consistent with the Financial Accounting Standards Board’s measurement principles for investment companies. Investments that use NAV in determining fair value are disclosed separately from the valuation hierarchy as presented in Note 2.

Investments in marketable securities are carried at fair value, as established by the major securities markets. Purchases and sales of investments are accounted for on the trade date basis. Investment income is recorded on the accrual basis. Realized and unrealized gains and losses are reported in investment income.

Investments in nonmarketable limited partnerships are carried at fair value, which is generally established using the NAV provided by the management of the investment partnerships at June 30, 2021 and 2020. The University may also adjust the fair value of these investments based on market conditions, specific redemption terms and restrictions, risk considerations and other factors. As these investments are not readily marketable, the estimated value is subject to uncertainty, and therefore, may differ from the value that would have been used had a ready market for the investments existed.

UNIVERSITY OF MICHIGAN

Notes to Consolidated Financial Statements—Continued

Note 1—Organization and Summary of Significant Accounting Policies—Continued

Investments denominated in foreign currencies are translated into U.S. dollar equivalents using year end spot foreign currency exchange rates. Purchases and sales of investments denominated in foreign currencies and related income are translated at spot exchange rates on the transaction dates.

Derivative instruments such as financial futures, forward foreign exchange contracts and interest rate swaps held in investment portfolios, are recorded on the contract date and are carried at fair value using listed price quotations or amounts that approximate fair value. To facilitate trading in financial futures, the University is required to post cash or securities to satisfy margin requirements of the exchange where such futures contracts are listed. The University monitors the required amount of cash and securities on deposit for financial futures transactions and withdraws or deposits cash or securities as necessary.

Accounts receivable are recorded net of an allowance for uncollectible accounts receivable. The allowance is based on management's judgment of potential uncollectible amounts, which includes such factors as historical experience and type of receivable.

The University receives pledges and bequests of financial support from corporations, foundations and individuals. Revenue is recognized when a pledge representing an unconditional promise to give is received and all eligibility requirements, including time requirements, have been met. In the absence of such a promise, revenue is recognized when the gift is received. Permanent endowment pledges do not meet eligibility requirements, as defined by GASB, and are not recorded as assets until the related gift is received.

Unconditional promises to give that are expected to be collected in future years are recorded at the present value of the estimated future cash flows. The discounts on these amounts are computed using risk-free interest rates applicable to the years in which the promises are made, commensurate with expected future payments. An allowance for uncollectible pledges receivable is provided based on management's judgment of potential uncollectible amounts and includes such factors as prior collection history, type of gift and nature of fundraising.

Capital assets are recorded at cost or, if donated, at acquisition value at the date of donation. Depreciation of capital assets is provided on a straight-line method over the estimated useful lives of the respective assets, which generally range from three to fifty years. The University does not capitalize works of art or historical treasures that are held for exhibition, education, research or public service, as these collections are neither disposed of for financial gain nor encumbered in any way.

UNIVERSITY OF MICHIGAN

Notes to Consolidated Financial Statements—Continued

Note 1—Organization and Summary of Significant Accounting Policies—Continued

Deferred outflows represent the consumption of net assets attributable to a future period and are primarily associated with the University's obligations for postemployment benefits, debt and derivative activity, and the defined benefit pension plan for Metropolitan Hospital.

Unearned revenue consists primarily of cash received from grant and contract sponsors which has not yet been earned under the terms of the agreement. Unearned revenue also includes amounts received in advance of an event, such as student tuition and advance ticket sales related to future fiscal years. In 2020, the University received amounts from the Centers for Medicare and Medicaid Services under the terms of their Accelerated and Advance Payment Program, which was expanded in response to the COVID-19 pandemic. The unearned portion of these additional advanced payments totaled \$261,396,000 and \$302,298,000 at June 30, 2021 and 2020, respectively, and will be reported as patient care revenues as the qualifying patient care services are performed.

The University holds life income funds for beneficiaries of the pooled income fund, charitable remainder trusts and the gift annuity program. These funds generally pay lifetime income to beneficiaries, after which the principal is made available to the University in accordance with donor intentions. All life income fund assets, including those held in trust, are recorded at fair value. The present value of estimated future payments due to life income beneficiaries is recorded as a liability.

Deferred inflows represent the acquisition of net assets attributable to a future period and are associated with the University's obligations for postemployment benefits, Metropolitan Hospital's defined benefit pension plan and irrevocable split-interest agreements.

For donor restricted endowments, the Uniform Prudent Management of Institutional Funds Act, as adopted in Michigan, permits the Board of Regents to appropriate amounts for endowment spending rule distributions as is considered prudent. The University's policy is to retain net realized and unrealized appreciation with the endowment after spending rule distributions. Net appreciation of permanent endowment funds, which totaled \$3,684,197,000 and \$2,055,430,000 at June 30, 2021 and 2020, respectively, is recorded in restricted expendable net position. The University's endowment spending rule is further discussed in Note 2.

Student tuition and residence fees are presented net of scholarships and fellowships applied to student accounts, while stipends and other payments made directly to students are presented as scholarship and fellowship expenses.

UNIVERSITY OF MICHIGAN

Notes to Consolidated Financial Statements—Continued

Note 1—Organization and Summary of Significant Accounting Policies—Continued

Patient care revenues are reported net of contractual allowances and bad debt expenses. Contractual allowances are estimated based on agreements with third-party payers that provide payments for patient care services at amounts different from established rates. These allowances are subject to the laws and regulations governing the federal and state programs and post-payment audits, and adjusted in future periods as final settlements are determined. Patient care services are primarily provided through the University's health system, which includes University Health Service, which offers health care services to students, faculty and staff, and Dental Faculty Associates, which offers dental care services performed by faculty dentists.

Patient care services are provided to patients who meet certain criteria under the University's charity care policies without charge or at amounts less than its established rates. Accordingly, charity care is not reported as revenue in the accompanying statement of revenues, expenses and changes in net position. Charges forgone for charity care services totaled \$62,596,000 and \$94,292,000 in 2021 and 2020, respectively.

Other auxiliary enterprise revenues primarily represent revenues generated by intercollegiate athletics, parking, student unions and student publications.

The University's policy for defining operating activities as reported on the statement of revenues, expenses and changes in net position are those that generally result from exchange transactions such as payments received for providing services and payments made for services or goods received. Nearly all of the University's expenses result from exchange transactions.

Certain significant revenue streams relied upon for operations result from nonexchange transactions and are recorded as nonoperating revenues including state appropriations, federal Pell grants, gifts and investment income.

Federal economic relief funds represent amounts received from the federal government to provide economic assistance to entities that have been negatively impacted by the COVID-19 pandemic. During 2021 and 2020, the University received payments primarily from three programs, the Provider Relief Fund, the Higher Education Emergency Relief Fund and the Coronavirus Relief Fund.

The Provider Relief Fund is administered through the U.S. Department of Health and Human Services and offers funding to hospitals and health care providers to support expenses incurred or revenues lost associated with the COVID-19 pandemic. Funds received are recognized into revenue as the University identifies eligible expenditures or lost revenues which qualify for reimbursement. Revenue recognized under the terms of this program totaled \$135,325,000 and \$134,670,000 in 2021 and 2020, respectively.

UNIVERSITY OF MICHIGAN

Notes to Consolidated Financial Statements—Continued

Note 1—Organization and Summary of Significant Accounting Policies—Continued

The Higher Education Emergency Relief Fund is administered through the U.S. Department of Education and was designed to facilitate the distribution of emergency financial aid grants directly to students, as well as to provide funding for institutions negatively impacted by the COVID-19 pandemic. Under the terms of the student portion of this program, revenue is recognized once eligible expenditures associated with the distribution of aid to students have been incurred. For the institutional portions of this program, revenue is recognized as the University identifies eligible expenditures or lost revenues which qualify for reimbursement. Revenue recognized under the terms of this program totaled \$77,055,000 and \$9,159,000 in 2021 and 2020, respectively.

The Coronavirus Relief Fund is administered through the U.S. Department of the Treasury and provides assistance to state, local and tribal governments to support expenses incurred due to the public health emergency associated with the COVID-19 pandemic. Funds received from the state of Michigan are recognized into revenue as the University identifies eligible expenditures which qualify for reimbursement. Revenue recognized under the terms of this program totaled \$42,380,000 in 2021.

The preparation of financial statements in conformity with accounting principles generally accepted in the United States of America requires management to make estimates and assumptions that affect amounts reported in the financial statements and accompanying notes. Actual results could differ from those estimates. The most significant areas that require management estimates relate to self-insurance and benefits obligations.

Note 2—Cash and Investments

Summary: The University maintains centralized management for substantially all of its cash and investments.

Working capital of individual University units is primarily invested in the University Investment Pool (“UIP”). Together with the University’s short-term insurance and other benefits reserves, the UIP is invested in the Daily and Monthly Portfolios, which are principally invested in investment-grade money market securities, U.S. government and other fixed income securities, and absolute return strategies.

The University collectively invests substantially all of the assets of its endowment funds along with a portion of its insurance and benefits reserves, charitable remainder trusts and gift annuity program in the Long Term Portfolio. The longer investment horizon of the Long Term Portfolio allows for an equity-oriented strategy to achieve higher expected returns over time, and permits

UNIVERSITY OF MICHIGAN

Notes to Consolidated Financial Statements—Continued

Note 2—Cash and Investments—Continued

the use of less liquid alternative investments, providing for equity diversification beyond the stock markets. The Long Term Portfolio includes investments in domestic and non-U.S. stocks and bonds, commingled funds and limited partnerships consisting of venture capital, private equity, real estate, natural resources and absolute return strategies.

The University also separately invests certain endowments and charitable remainder trusts, unexpended bond proceeds and other funds with investment restrictions outside of the Daily, Monthly and Long Term Portfolios.

The University holds invested funds as a result of agency relationships with various groups that are considered fiduciary in nature. Funds received are invested in either UIP, or the University Endowment Fund (“UEF”), a comingled pool invested entirely in the Long Term Portfolio. The University establishes the fair value of the UIP at \$1.00 per share and any participant in the pool may purchase or redeem shares at that price. The University determines the fair value of UEF shares at the end of each calendar quarter based on the fair value of the pool. Participants may purchase or redeem UEF shares at fair value at each valuation date, subject to minimum holding and notice requirements.

Given the comingled nature of the underlying pools in which the UIP and UEF invest, unitized shares are not specifically associated with individual investments. Therefore, the University’s investment activities as presented within the consolidated statement of cash flows as well as this note are presented gross, with a corresponding adjustment to remove the fiduciary custodial activities that are presented within the statement of fiduciary net position and statement of changes in fiduciary net position.

Authorizations: The University’s investment policies are governed and authorized by University Bylaws and the Board of Regents. The approved asset allocation policy for the Long Term Portfolio sets general targets for both equities and fixed income securities. Since diversification is a fundamental risk management strategy, the Long Term Portfolio is broadly diversified within these general categories.

The endowment spending rule provides for distributions from the UEF to the entities that benefit from the endowment fund. The annual distribution rate is 4.5 percent of the one-quarter lagged seven year moving average fair value of fund shares. To protect endowment principal in the event of a prolonged market downturn, distributions are limited to 5.3 percent of the current fair value of fund shares. Distributions are also made from the UIP based on the 90-day U.S. Treasury Bill rate. The University’s costs to administer and grow the UEF and UIP are funded by investment returns.

UNIVERSITY OF MICHIGAN

Notes to Consolidated Financial Statements—Continued

Note 2—Cash and Investments—Continued

Cash and Cash Equivalents and Unexpended Bond Proceeds: Cash and cash equivalents, which totaled \$1,003,846,000 and \$1,275,401,000 at June 30, 2021 and 2020, respectively, represent cash and short-term money market investments in mutual funds, overnight collective funds managed by the University’s custodian or short-term highly liquid investments registered as securities and held by the University or its agents in the University’s name. Of its cash and cash equivalents, the University had actual cash balances in its bank accounts in excess of Federal Deposit Insurance Corporation limits in the amount of \$72,126,000 and \$84,860,000 at June 30, 2021 and 2020, respectively. The University does not require its deposits to be collateralized or insured.

Unexpended bond proceeds, which totaled \$52,451,000 and \$125,905,000 at June 30, 2021 and 2020, respectively, represent short-term money market investments in mutual funds. These amounts are used solely for the reimbursement of qualifying expenditures for construction projects associated with certain outstanding general revenue bonds issued by the University.

Cash and cash equivalents and unexpended bond proceeds include certain securities that are subject to the leveling requirements defined by GASB. Level 1 securities, which primarily consist of money market funds and U.S. government securities, totaled \$926,114,000 and \$1,198,773,000 at June 30, 2021 and 2020, respectively. Level 2 securities, which primarily consist of U.S. agencies, totaled \$5,500,000 and \$59,000,000 at June 30, 2021 and 2020, respectively.

Investments: At June 30, 2021 and 2020, the University’s investments, which are held by the University or its agents in the University’s name, are summarized as follows:

	2021	2020
	(in thousands)	
Cash equivalents, noncurrent	\$ 276,168	\$ 284,268
Equity securities	752,048	486,404
Fixed income securities	3,010,819	2,075,171
Commingled funds	3,190,302	2,589,411
Nonmarketable alternative investments	13,183,395	9,361,811
Other investments	5,561	11,990
	20,418,293	14,809,055
Less fiduciary custodial funds	274,374	213,617
	\$ 20,143,919	\$ 14,595,438

UNIVERSITY OF MICHIGAN

Notes to Consolidated Financial Statements—Continued

Note 2—Cash and Investments—Continued

At June 30, 2021 and 2020, the fair value of the University’s investments based on the inputs used to value them is summarized as follows:

	2021				Total Fair Value
	Level 1	Level 2	Level 3 (in thousands)	NAV	
Cash equivalents, noncurrent	\$ 276,168	-	-	-	\$ 276,168
Equity securities:					
Domestic	155,737		\$ 52,154		207,891
Foreign	542,969		1,188		544,157
	698,706	-	53,342	-	752,048
Fixed income securities:					
U.S. Treasury	1,887,542				1,887,542
U.S. government agency		\$ 49,513			49,513
Corporate and other		1,068,479	5,285		1,073,764
	1,887,542	1,117,992	5,285	-	3,010,819
Commingled funds:					
Absolute return				\$ 2,524,614	2,524,614
Domestic equities	14,060			268,714	282,774
Global equities	49			359,321	359,370
U.S. fixed income	3,092				3,092
Other	20,452				20,452
	37,653	-	-	3,152,649	3,190,302
Nonmarketable alternative investments:					
Venture capital				4,592,803	4,592,803
Absolute return				2,556,764	2,556,764
Private equity			449,800	2,460,896	2,910,696
Real estate			8,658	1,590,549	1,599,207
Natural resources			203,886	1,320,039	1,523,925
	-	-	662,344	12,521,051	13,183,395
Other investments	(2,665)	(1,235)	9,461	-	5,561
	\$ 2,897,404	\$ 1,116,757	\$ 730,432	\$ 15,673,700	20,418,293
Less fiduciary custodial funds					274,374
					<u>\$ 20,143,919</u>

UNIVERSITY OF MICHIGAN

Notes to Consolidated Financial Statements—Continued

Note 2—Cash and Investments—Continued

	2020				Total Fair Value
	Level 1	Level 2	Level 3 (in thousands)	NAV	
Cash equivalents, noncurrent	\$ 284,268	-	-	-	\$ 284,268
Equity securities:					
Domestic	88,599		\$ 52,098		140,697
Foreign	344,722		985		345,707
	433,321	-	53,083	-	486,404
Fixed income securities:					
U.S. Treasury	1,405,695				1,405,695
U.S. government agency		\$ 31,848			31,848
Corporate and other		626,043	11,585		637,628
	1,405,695	657,891	11,585	-	2,075,171
Commingled funds:					
Absolute return				\$ 2,154,259	2,154,259
Domestic equities	9,494			144,541	154,035
Global equities	674			261,379	262,053
U.S. fixed income	3,061				3,061
Other	16,003				16,003
	29,232	-	-	2,560,179	2,589,411
Nonmarketable alternative investments:					
Venture capital				2,673,995	2,673,995
Absolute return				2,174,643	2,174,643
Private equity			279,200	1,701,552	1,980,752
Real estate			8,331	1,347,008	1,355,339
Natural resources			160,993	1,016,089	1,177,082
	-	-	448,524	8,913,287	9,361,811
Other investments	(6)	2,467	9,529	-	11,990
	\$ 2,152,510	\$ 660,358	\$ 522,721	\$ 11,473,466	14,809,055
Less fiduciary custodial funds					213,617
					<u>\$ 14,595,438</u>

Investments categorized as Level 1 are valued using prices quoted in active markets for those securities. Equity securities categorized as Level 3 represent investments in start-up or venture companies. Fixed income securities categorized as Level 2 represent investments valued using a matrix pricing technique, which values debt securities based on their relationship to a benchmark and the relative spread to that benchmark. Fixed income securities categorized as Level 3 represent debt investments with select venture funded University faculty start-ups. Nonmarketable alternative investments categorized as Level 3 primarily represent direct investments which are valued using models that rely on inputs which are unobservable in the market.

UNIVERSITY OF MICHIGAN

Notes to Consolidated Financial Statements—Continued

Note 2—Cash and Investments—Continued

The University's investment strategy incorporates certain financial instruments that involve, to varying degrees, elements of market risk and credit risk in excess of amounts recorded in the financial statements. Market risk is the potential for changes in the value of financial instruments due to market changes, including interest and foreign exchange rate movements and fluctuations embodied in forwards, futures and commodity or security prices. Market risk is directly impacted by the volatility and liquidity of the markets in which the underlying assets are traded. Credit risk is the possibility that a loss may occur due to the failure of a counterparty to perform according to the terms of the contract. The University's risk of loss in the event of a counterparty default is typically limited to the amounts recognized in the statement of net position and is not represented by the contract or notional amounts of the instruments.

Fixed income securities have inherent financial risks, including credit risk and interest rate risk. Credit risk for fixed income securities is the risk that the issuer will not fulfill its obligations. Nationally recognized statistical rating organizations ("NSROs"), such as S&P Global and Moody's, assign credit ratings to security issues and issuers that indicate a measure of potential credit risk to investors. Fixed income securities considered investment grade are those rated at least BBB by S&P Global and Baa by Moody's. To manage credit risk, the University specifies minimum average and minimum absolute quality NSRO ratings for securities held pursuant to its management agreements.

The University minimizes concentration of credit risk, the risk of a large loss attributed to the magnitude of the investment in a single issuer of fixed income securities, by diversifying its fixed income issues and issuers and holding U.S. Treasury securities which are considered to have minimal credit risk. The University also manages this risk at the account level by limiting each fixed income manager's holding of any non-U.S. government issuer to 5 percent of the value of the investment account.

Interest rate risk is the risk that changes in interest rates will adversely affect the fair value of fixed income securities. Effective duration, a commonly used measure of interest rate risk, incorporates a security's yield, coupon, final maturity, call features and other embedded options into one number expressed in years that indicates how price-sensitive a security or portfolio of securities is to changes in interest rates. The effective duration of a security or portfolio indicates the approximate percentage change in fair value expected for a one percent change in interest rates. The longer the duration, the more sensitive the security or portfolio is to changes in interest rates. The weighted average effective duration of the University's fixed income securities was 3.2 years at June 30, 2021 compared to 3.6 years at June 30, 2020. The University manages the effective duration of its fixed income securities at the account level, where fixed income managers generally may not deviate from the duration of their respective benchmarks by more than 25 percent. The Monthly Portfolio held positions in bond futures at June 30, 2021 and 2020, which are used to adjust the duration of cash equivalents and the fixed income portion of the portfolios.

UNIVERSITY OF MICHIGAN

Notes to Consolidated Financial Statements—Continued

Note 2—Cash and Investments—Continued

The composition of fixed income securities at June 30, 2021 and 2020, along with credit quality and effective duration measures, is summarized as follows:

	2021					Duration (in years)
	U.S. Government	Investment Grade	Non- Investment Grade (in thousands)	Not Rated	Total	
U.S. Treasury	\$ 1,884,675				\$ 1,884,675	2.7
U.S. Treasury inflation protected	2,867				2,867	17.1
U.S. government agency	49,513				49,513	5.2
Mortgage backed		\$ 40,465	\$ 66	\$ 10,047	50,578	1.6
Asset backed		111,033		400	111,433	0.8
Corporate and other		845,052	19,927	46,774	911,753	4.5
	<u>\$ 1,937,055</u>	<u>\$ 996,550</u>	<u>\$ 19,993</u>	<u>\$ 57,221</u>	<u>\$ 3,010,819</u>	3.2

	2020					Duration (in years)
	U.S. Government	Investment Grade	Non- Investment Grade (in thousands)	Not Rated	Total	
U.S. Treasury	\$ 1,396,416				\$ 1,396,416	2.1
U.S. Treasury inflation protected	9,279				9,279	8.0
U.S. government agency	31,848				31,848	1.7
Mortgage backed		\$ 31,752	\$ 299	\$ 2,531	34,582	1.9
Asset backed		40,676			40,676	0.9
Corporate and other		527,843	14,431	20,096	562,370	7.8
	<u>\$ 1,437,543</u>	<u>\$ 600,271</u>	<u>\$ 14,730</u>	<u>\$ 22,627</u>	<u>\$ 2,075,171</u>	3.6

Of the University's fixed income securities, 97 percent and 98 percent were rated investment grade or better at June 30, 2021 and 2020, respectively, and 73 percent and 75 percent of these securities consisted of either U.S. treasury and government agencies or non-U.S. government securities rated AAA/Aaa at June 30, 2021 and 2020, respectively.

Commingled (pooled) funds include Securities and Exchange Commission regulated mutual funds and externally managed funds, limited partnerships and corporate structures which are generally unrated and unregulated. Certain commingled funds may use derivatives, short positions and leverage as part of their investment strategy. These investments are structured to limit the University's risk exposure to the amount of invested capital.

UNIVERSITY OF MICHIGAN

Notes to Consolidated Financial Statements—Continued

Note 2—Cash and Investments—Continued

Nonmarketable alternative investments consist of limited partnerships and similar vehicles involving an advance commitment of capital called by the general partner as needed and distributions of capital and return on invested capital as underlying strategies are concluded during the life of the partnership. There is not an active secondary market for these alternative investments, which are generally unrated and unregulated, and the liquidity of these investments is dependent on actions taken by the general partner. The University's limited partnerships are diversified in terms of manager selection, industry and geographic focus. At June 30, 2021 and 2020, no individual partnership investment represented 5 percent or more of total investments.

Absolute return strategies in the commingled funds and nonmarketable alternative investments classifications include long/short stock programs, merger arbitrage, intra-capital structure arbitrage and distressed debt investments. The goal of absolute return strategies is to provide, in aggregate, a return that is consistently positive and uncorrelated with the overall market.

The University's investments in commingled funds and nonmarketable alternative investments are contractual agreements that may limit the ability to initiate redemptions due to notice periods, lock-ups and gates. Additional information about current redemption terms and outstanding commitments at June 30, 2021 is summarized as follows (amounts in thousands):

	Fair Value	Remaining Life	Outstanding Commitments	Redemption Terms	Redemption Notice
Commingled funds	\$ 3,190,302	N/A	\$ -	Daily, monthly, quarterly and annually, with varying notice periods	Lock-up provisions range from none to five years
Nonmarketable alternative investments	\$ 13,183,395	1-12 years	\$ 4,622,311	Ineligible for redemption	N/A

Commingled funds have liquidity (redemption) provisions, which enable the University to make full or partial withdrawals with notice, subject to restrictions on the timing and amount. Of the University's commingled funds at June 30, 2021 and 2020, 79 percent and 74 percent, respectively, are redeemable within one year, with 65 percent and 55 percent, respectively, redeemable within 90 days under normal market conditions. The remaining amounts are redeemable beyond one year, with redemption of certain funds dependent on disposition of the underlying assets. The University's committed but unpaid obligation to nonmarketable alternative investments is further discussed in Note 14.

UNIVERSITY OF MICHIGAN

Notes to Consolidated Financial Statements—Continued

Note 2—Cash and Investments—Continued

The University participates in non-U.S. developed and emerging markets through commingled funds invested in non-U.S./global equities and absolute return strategies. Although all of these funds are reported in U.S. dollars, price changes of the underlying securities in local markets as well as changes to the value of local currencies relative to the U.S. dollar are embedded in investment returns. In addition, a portion of the University’s equity securities and nonmarketable alternative investments are denominated in foreign currencies, which must be settled in local (non-U.S.) currencies.

Foreign exchange risk is the risk that investments denominated in foreign currencies may lose value due to adverse fluctuations in the value of the U.S. dollar relative to foreign currencies. Forward foreign currency contracts are typically used to manage the risks related to fluctuations in currency exchange rates between the time of purchase or sale and the actual settlement of foreign securities. Various investment managers acting for the University use forward foreign exchange contracts in risk-based transactions to carry out their portfolio strategies and are subject to agreements that provide minimum diversification and maximum exposure limits by country and currency.

The value of the University’s non-U.S. dollar holdings, net of the value of the outstanding forward foreign exchange contracts, totaled \$1,777,448,000 or 9 percent of total investments at June 30, 2021, and \$1,377,093,000 or 9 percent of total investments at June 30, 2020, and are summarized as follows:

	2021	2020
	(in thousands)	
Euro	\$ 885,763	\$ 840,583
British pound sterling	279,092	173,115
Swedish krona	236,595	100,114
Canadian dollar	143,015	43,004
Japanese yen	135,042	129,016
Norwegian krone	51,616	63,875
Other	46,325	27,386
	\$ 1,777,448	\$ 1,377,093

The Long Term Portfolio and the Monthly Portfolio participate in a short-term, fully collateralized, securities lending program administered by the University’s master custodian. Together, the Portfolios had \$21,472,000 and \$15,989,000 in securities loans outstanding at June 30, 2021 and 2020, respectively. At loan inception, an approved borrower must deliver collateral of cash, securities or letters of credit to the University’s lending agent equal to 102 percent of fair

UNIVERSITY OF MICHIGAN

Notes to Consolidated Financial Statements—Continued

Note 2—Cash and Investments—Continued

value for domestic securities and 105 percent for foreign securities. Collateral positions are monitored daily to ensure that borrowed securities are never less than 100 percent collateralized. At June 30, 2021, collateral of \$22,227,000 (104 percent of securities on loan) includes invested cash of \$20,040,000 and U.S. government securities of \$2,187,000, while at June 30, 2020, collateral of \$16,607,000 (104 percent of securities on loan) includes invested cash of \$8,728,000 and U.S. government securities of \$7,879,000.

Cash collateral held by the University’s lending agent, along with the offsetting liability to return the collateral at loan termination, are recorded in the statement of net position. Neither the University nor its securities lending agent has the ability to pledge or sell securities received as collateral unless a borrower defaults. Securities loans may be terminated upon notice by either the University or the borrower.

Note 3—Accounts Receivable

The composition of accounts receivable at June 30, 2021 and 2020 is summarized as follows:

	2021	2020
	(in thousands)	
Patient care	\$ 778,548	\$ 439,345
Sponsored programs	177,384	153,470
State appropriations, educational and capital	71,804	70,732
Student accounts	38,445	43,327
Other	45,947	38,500
	1,112,128	745,374
Less allowance for uncollectible accounts receivable:		
Patient care	131,628	110,131
State educational appropriations		41,664
All other	9,900	9,722
	\$ 970,600	\$ 583,857

During 2020, the state of Michigan experienced a reduction to its overall revenues due to the economic impact of the COVID-19 pandemic, which created uncertainty regarding the timing and amount of the University’s state appropriations payments. In July 2020, the State amended its 2020 appropriations bill to replace \$41,664,000 of the University’s state educational appropriations with Coronavirus Relief Funds. The University considered this amendment to be a recognized subsequent event relative to contingencies that existed at June 30, 2020, and therefore established a corresponding valuation allowance as of that date.

UNIVERSITY OF MICHIGAN

Notes to Consolidated Financial Statements—Continued

Note 4—Notes and Pledges Receivable

The composition of notes and pledges receivable at June 30, 2021 and 2020 is summarized as follows:

	2021	2020
	(in thousands)	
Notes:		
Federal student loan programs	\$ 54,341	\$ 63,134
University student loan funds	14,233	14,777
Other	7,909	5,664
	76,483	83,575
Less allowance for uncollectible notes	3,100	3,134
Total notes receivable, net	73,383	80,441
Gift pledges:		
Capital	94,264	119,205
Operations	212,471	186,723
	306,735	305,928
Less:		
Allowance for uncollectible pledges	7,407	7,488
Unamortized discount to present value	3,449	4,444
Total pledges receivable, net	295,879	293,996
Total notes and pledges receivable, net	369,262	374,437
Less current portion	108,708	98,723
	\$ 260,554	\$ 275,714

The principal repayment and interest rate terms of federal and University loans vary considerably. The allowance for uncollectible notes only applies to University funded loans and the University portion of federal student loans, as the University is not obligated to fund the federal portion of uncollected student loans. Federal loan programs are funded principally with federal advances to the University under the Perkins and various health professions loan programs.

UNIVERSITY OF MICHIGAN

Notes to Consolidated Financial Statements—Continued

Note 4—Notes and Pledges Receivable—Continued

Payments on pledges receivable at June 30, 2021 are expected to be received in the following years ended June 30 (in thousands):

2022	\$ 92,921
2023	57,687
2024	65,712
2025	32,844
2026	21,050
2027 and after	36,521
	<hr/>
	\$ 306,735

Permanent endowment pledges do not meet eligibility requirements, as defined by GASB, until the related gift is received. Accordingly, permanent endowment pledges totaling \$129,158,000 and \$140,439,000 at June 30, 2021 and 2020, respectively, are not recognized as assets in the accompanying financial statements. In addition, bequest intentions and other conditional promises are not recognized as assets until the specified conditions are met due to uncertainties with regard to their realizability and valuation.

UNIVERSITY OF MICHIGAN

Notes to Consolidated Financial Statements—Continued

Note 5—Capital Assets

Capital assets activity for the years ended June 30, 2021 and 2020 is summarized as follows:

	2021			Ending Balance
	Beginning Balance	Additions	Retirements	
	(in thousands)			
Land	\$ 153,218	\$ 1,897	\$ 4	\$ 155,111
Land improvements	163,626	5,671	1,176	168,121
Infrastructure	264,778	96		264,874
Buildings	9,608,386	516,904	55,670	10,069,620
Construction in progress	635,515	(153,610)		481,905
Equipment	2,241,083	91,249	99,717	2,232,615
Library materials	699,201	25,471		724,672
	13,765,807	487,678	156,567	14,096,918
Less accumulated depreciation	7,492,799	566,848	149,792	7,909,855
	<u>\$ 6,273,008</u>	<u>\$ (79,170)</u>	<u>\$ 6,775</u>	<u>\$ 6,187,063</u>

	2020			Ending Balance
	Beginning Balance	Additions	Retirements	
	(in thousands)			
Land	\$ 153,310		\$ 92	\$ 153,218
Land improvements	160,301	\$ 3,666	341	163,626
Infrastructure	264,757	21		264,778
Buildings	9,412,876	224,134	28,624	9,608,386
Construction in progress	413,207	222,308		635,515
Equipment	2,242,493	143,259	144,669	2,241,083
Library materials	674,491	24,710		699,201
	13,321,435	618,098	173,726	13,765,807
Less accumulated depreciation	7,094,466	566,694	168,361	7,492,799
	<u>\$ 6,226,969</u>	<u>\$ 51,404</u>	<u>\$ 5,365</u>	<u>\$ 6,273,008</u>

The decrease in construction in progress of \$153,610,000 in 2021 represents the amount of capital expenditures for new projects of \$359,238,000 net of assets placed in service of \$512,848,000. The increase in construction in progress of \$222,308,000 in 2020 represents the amount of capital expenditures for new projects of \$501,330,000 net of assets placed in service of \$279,022,000.

UNIVERSITY OF MICHIGAN

Notes to Consolidated Financial Statements—Continued

Note 6—Long-term Debt

Long-term debt at June 30, 2021 and 2020 is summarized as follows:

	2021	2020
	(in thousands)	
Commercial paper:		
Tax-exempt, variable rate (0.11%)*	\$ 149,305	\$ 133,585
Taxable, variable rate (0.08%)*	4,220	1,720
General revenue bonds:		
Series 2020A, 4.00% to 5.00% through 2050	138,430	138,430
unamortized premium	35,589	37,469
Series 2020B, taxable, 1.004% to 2.562% through 2050	850,025	850,025
Series 2019A, 5.00% through 2036	132,140	140,470
unamortized premium	20,674	23,721
Series 2019B, taxable, 2.706% to 3.416% through 2029	13,765	15,280
Series 2019C, 4.00% through 2049	61,725	61,725
unamortized premium	5,443	5,696
Series 2018A, 4.00% to 5.00% through 2048	130,025	132,640
unamortized premium	15,915	16,941
Series 2017A, 4.00% to 5.00% through 2047	420,990	434,505
unamortized premium	60,910	66,527
Series 2015, 4.00% to 5.00% through 2046	280,950	287,170
unamortized premium	38,791	41,662
Series 2014A, 4.25% to 5.00% through 2044	70,425	72,375
unamortized premium	5,201	5,621
Series 2014B, taxable, 2.922% to 3.516% through 2024	2,945	3,890
Series 2013A, 2.50% to 5.00% through 2029	40,780	42,180
unamortized premium	1,005	1,209
Series 2012A, variable rate (0.02%)* through 2036	50,000	50,000
Series 2012B, variable rate (0.01%)* through 2042	65,000	65,000
Series 2012D-1, variable rate (0.01%)* through 2025 with partial swap to fixed through 2025	48,915	52,870
Series 2012D-2, variable rate (0.02%)* through 2030 with partial swap to fixed through 2026	49,025	53,750
Series 2012E**, variable rate (0.30%)* through 2033	82,020	94,015
Series 2010A, taxable Build America Bonds, 4.926% to 5.593% through 2040	163,110	163,110
Series 2010D, taxable Build America Bonds, 3.606% to 5.333% through 2041	148,205	149,755
Series 2009B, variable rate (0.10%)* through 2039	118,710	118,710
Series 2008A, variable rate (0.01%)* through 2038	57,085	57,085
Series 2008B, variable rate (0.02%)* through 2028 with partial swap to fixed through 2026	52,715	59,035
	3,314,038	3,376,171
Less:		
Commercial paper and current portion of bonds payable	235,875	215,658
Long-term bonds payable subject to remarketing, net	300,542	441,450
	\$ 2,777,621	\$ 2,719,063

* Denotes variable rate at June 30, 2021

** Denotes variable rate bonds not subject to remarketing

UNIVERSITY OF MICHIGAN

Notes to Consolidated Financial Statements—Continued

Note 6—Long-term Debt—Continued

Certain variable rate bonds have remarketing features which allow bondholders to put debt back to the University. Accordingly, these variable rate bonds are classified as current unless supported by liquidity agreements, such as lines of credit or standby bond purchase agreements, which can refinance the debt on a long-term basis. The classification of the University's variable rate bonds payable subject to remarketing at June 30, 2021 and 2020 is summarized as follows:

	2021	2020
	(in thousands)	
Variable rate bonds payable subject to remarketing	\$ 441,450	\$ 456,450
Less:		
Current principal maturities	15,645	15,000
Long-term liquidity agreements:		
Unsecured lines of credit	125,263	
Long-term bonds payable subject to remarketing, net	\$ 300,542	\$ 441,450

The University's available lines of credit totaled \$1,247,085,000 and were entirely unused at both June 30, 2021 and 2020.

In connection with certain issues of variable rate debt, the University has entered into floating-to-fixed interest rate swaps to convert all or a portion of the associated variable rate debt to synthetic fixed rates to protect against the potential of rising interest rates. The fair value, significant terms and other information about the University's interest rate swaps is discussed in Note 7.

UNIVERSITY OF MICHIGAN

Notes to Consolidated Financial Statements—Continued

Note 6—Long-term Debt—Continued

Long-term debt activity for the years ended June 30, 2021 and 2020 is summarized as follows:

	2021			Ending Balance
	Beginning Balance	Additions	Reductions (in thousands)	
Commercial paper	\$ 135,305	\$ 164,875	\$ 146,655	\$ 153,525
Bonds	3,240,866		80,353	3,160,513
	<u>\$ 3,376,171</u>	<u>\$ 164,875</u>	<u>\$ 227,008</u>	<u>\$ 3,314,038</u>
	2020			
	Beginning Balance	Additions	Reductions (in thousands)	Ending Balance
Commercial paper	\$ 145,240		\$ 9,935	\$ 135,305
Bonds	2,329,697	\$ 1,026,022	114,853	3,240,866
Other	91		91	
	<u>\$ 2,475,028</u>	<u>\$ 1,026,022</u>	<u>\$ 124,879</u>	<u>\$ 3,376,171</u>

The University maintains a combination of variable and fixed rate debt supported by general revenues, with effective interest rates that averaged 2.5 percent and 2.9 percent in 2021 and 2020, respectively, including federal subsidies for interest on taxable Build America Bonds.

The University utilizes commercial paper to provide interim financing for its capital improvement program. The Board of Regents has authorized the issuance of up to \$300,000,000 in commercial paper backed by a general revenue pledge. Outstanding commercial paper debt is converted to long-term debt financing, as appropriate, within the normal course of business.

During 2020, the University issued \$988,455,000 of General Revenue Bonds with a net original issue premium of \$37,567,000, which included \$138,430,000 of fixed rate, tax-exempt bonds Series 2020A and \$850,025,000 of fixed rate, taxable bonds Series 2020B. Total bond proceeds of \$1,026,022,000 were utilized to refund existing bonds of \$26,023,000 and provide \$149,700,000 for capital projects, \$848,063,000 for capital projects, refunding of debt and general purposes, and \$2,236,000 for debt issuance costs.

UNIVERSITY OF MICHIGAN

Notes to Consolidated Financial Statements—Continued

Note 6—Long-term Debt—Continued

Deferred outflows associated with the University’s refunding activity totaled \$4,064,000 and \$6,078,000 at June 30, 2021 and 2020, respectively, which will be amortized into interest expense over the remaining life of the refunded bonds.

Debt obligations are generally callable by the University and mature at various dates through fiscal 2050. Principal maturities, including interest on debt obligations, based on scheduled bond maturities for the next five years and in subsequent five-year periods are as follows:

	Principal	Interest* (in thousands)	Total
2022	\$ 220,430	\$ 97,256	\$ 317,686
2023	81,010	95,361	176,371
2024	95,170	92,725	187,895
2025	198,705	89,470	288,175
2026	99,510	85,184	184,694
2027-2031	590,455	360,003	950,458
2032-2036	515,230	267,940	783,170
2037-2041	791,295	172,355	963,650
2042-2046	182,325	75,876	258,201
2047-2050	356,380	35,712	392,092
Total payments	3,130,510	\$ 1,371,882	\$ 4,502,392
Plus unamortized premiums	183,528		
	<u>\$ 3,314,038</u>		

* Interest on variable rate debt is estimated based on rates in effect at June 30, 2021; amounts do not reflect federal subsidies to be received for Build America Bonds interest

UNIVERSITY OF MICHIGAN

Notes to Consolidated Financial Statements—Continued

Note 6—Long-term Debt—Continued

The University maintains certain unsecured lines of credit and standby bond purchase agreements that, in accordance with GASB requirements, do not qualify to support the noncurrent classification of variable rate bonds payable subject to remarketing. If all of the variable rate bonds subject to remarketing were put back to the University and these existing unsecured lines of credit and standby bond purchase agreements were not extended upon their current expiration dates, the total principal payments due in 2022 would decrease to \$204,785,000, total principal payments due in 2023 would increase to \$103,775,000, total principal payments due in 2024 would decrease to \$67,850,000, total principal payments due in 2025 would increase to \$366,408,000 and total principal payments due in 2026 would increase to \$283,732,000. Accordingly, principal payments due in subsequent years would be reduced to \$521,995,000 in 2027 through 2031, \$376,390,000 in 2032 through 2036, \$677,945,000 in 2037 through 2041 and \$171,250,000 in 2042 through 2046. Principal payments due in 2047 through 2050 would not change. There would not be a material impact on annual interest payments due to the low variable rate of interest on these bonds.

Note 7—Derivative Instruments

Derivatives held by the University are recorded at fair value in the statement of net position. For hedging derivative instruments that are effective in significantly reducing an identified financial risk, the corresponding change in fair value is deferred and included in the statement of net position. For all other derivative instruments, changes in fair value are reported as investment income or loss.

UNIVERSITY OF MICHIGAN

Notes to Consolidated Financial Statements—Continued

Note 7—Derivative Instruments—Continued

Derivative instruments held by the University at June 30, 2021 and 2020 are summarized as follows:

	2021	
	Notional Amount	Fair Value
	(in thousands)	
Investment derivative instruments:		
Investment portfolios:		
Futures	\$ 97,399	\$ (432)
Foreign currency forwards:		
Euro	193,416	(8,305)
New Zealand dollar	144,792	4,769
Swedish krona	165,644	(4,624)
Canadian dollar	83,602	(4,456)
Japanese Yen	240,261	3,250
Australian dollar	140,630	3,241
All other currencies	889,389	10,842
	<u>1,857,734</u>	<u>4,717</u>
Other	25,134	248
	<u>\$ 1,980,267</u>	<u>\$ 4,533</u>
Floating-to-fixed interest rate swaps on debt	\$ 48,815	\$ (4,982)
Effective cash flow hedges:		
Floating-to-fixed interest rate swaps on debt	\$ 60,760	\$ (4,739)
	2020	
	Notional Amount	Fair Value
	(in thousands)	
Investment derivative instruments:		
Investment portfolios:		
Futures	\$ 29,957	\$ (6)
Foreign currency forwards:		
Turkish lira	29,798	(8,074)
Brazil real	7,959	5,592
Norwegian krone	73,382	3,050
Indian rupee	30,362	(2,995)
Czech koruna	14,518	2,156
Mexican peso	10,890	(2,035)
All other currencies	542,244	4,431
	<u>709,153</u>	<u>2,125</u>
Other	14,082	(462)
	<u>\$ 753,192</u>	<u>\$ 1,657</u>
Floating-to-fixed interest rate swaps on debt	\$ 52,760	\$ (7,201)
Effective cash flow hedges:		
Floating-to-fixed interest rate swaps on debt	\$ 71,795	\$ (7,187)

UNIVERSITY OF MICHIGAN

Notes to Consolidated Financial Statements—Continued

Note 7—Derivative Instruments—Continued

The University utilizes bond futures in its investment portfolios to adjust the duration of cash equivalents and fixed income securities, while foreign currency forward contracts are utilized to settle securities and transactions denominated in foreign currencies and manage foreign exchange risk. Other derivative instruments in the University’s investment portfolios consist primarily of interest rate swaps, credit default swaps and total return swaps used to carry out investment and portfolio strategies.

In connection with certain issues of variable rate debt, the University has entered into floating-to-fixed interest rate swaps to convert all or a portion of the associated variable rate debt to synthetic fixed rates to protect against the potential of rising interest rates. The fair value of these swaps generally represent the estimated amount that the University would pay to terminate the swap agreements at the statement of net position date, taking into account current interest rates and creditworthiness of the underlying counterparty. The valuation inputs used to determine the fair value of these instruments are considered Level 2, as they rely on observable inputs other than quoted market prices. The notional amount represents the underlying reference of the instrument and does not represent the amount of the University’s settlement obligations.

At June 30, 2021 and 2020, the fair value of floating-to-fixed interest rate swaps associated with the University’s variable rate debt is (\$9,721,000) and (\$14,388,000), respectively, and is included in the statement of net position as a component of other liabilities. The deferred outflows associated with the fair value of swaps deemed effective cash flow hedges totaled \$3,550,000 and \$5,474,000 at June 30, 2021 and 2020, respectively.

The change in fair value of derivative instruments, which includes realized gains and losses on positions closed, for the years ended June 30, 2021 and 2020 is summarized as follows:

	2021	2020
	(in thousands)	
Investment derivative instruments:		
Investment portfolios:		
Futures	\$ 25,502	\$ 25,144
Foreign currency forwards	13,688	53,557
Other	731	(28,758)
	\$ 39,921	\$ 49,943
Floating-to-fixed interest rate swaps on debt	\$ 2,219	\$ 234
Effective cash flow hedges:		
Floating-to-fixed interest rate swaps on debt	\$ 2,448	\$ (927)

UNIVERSITY OF MICHIGAN

Notes to Consolidated Financial Statements—Continued

Note 7—Derivative Instruments—Continued

The University's interest rate swaps, along with their associated variable rate debt and significant terms, are summarized below.

The floating-to-fixed interest rate swap associated with the Series 2008B General Revenue Bonds has a notional amount of \$36,000,000 and \$42,320,000 at June 30, 2021 and 2020, respectively, covering a portion of the principal outstanding and the notional amount decreases as principal on the underlying bonds is repaid. The University makes payments based on a fixed rate of 3.105 percent and receives variable rate payments from the swap counterparty based on 68 percent of the One-Month USD LIBOR, until the swap terminates in April 2026. The University has the option to terminate the swap upon five business days written notice and payment of the fair market compensation for the value of the swap. This swap is considered an effective hedge at June 30, 2021 and 2020 and has a fair value of (\$3,017,000) and (\$4,560,000), respectively.

The floating-to-fixed interest rate swap associated with the Series 2012D-2 General Revenue Bonds has a notional amount of \$24,760,000 and \$29,475,000 at June 30, 2021 and 2020, respectively, covering a portion of the principal outstanding and the notional amount decreases as principal on the underlying bonds is repaid. The University makes payments based on a fixed rate of 3.229 percent and receives variable rate payments from the swap counterparty based on 68 percent of the One-Month USD LIBOR, until the swap terminates in December 2025. The University has the option to terminate the swap upon five business days written notice and payment of the fair market compensation for the value of the swap. This swap is considered an effective hedge at June 30, 2021 and 2020 and has a fair value of (\$1,722,000) and (\$2,627,000), respectively.

The first floating-to-fixed interest rate swap associated with the Series 2012D-1 General Revenue Bonds has a notional amount of \$44,670,000 at both June 30, 2021 and 2020, covering a portion of the principal outstanding and the notional amount decreases as principal on the underlying bonds is repaid. The University makes payments based on a fixed rate of 4.705 percent and receives variable rate payments from the swap counterparty based on the floating Securities Industry and Financial Markets Association ("SIFMA") Municipal Index through the final maturity dates of the underlying bonds in December 2024. The counterparty has the option of terminating the swaps if for any 180-day period the average variable rate is more than 7.0 percent. During 2020, this swap was determined to be ineffective and was reclassified from an effective cash flow hedge to an investment derivative instrument. This swap has a fair value of (\$4,886,000) and (\$6,858,000) at June 30, 2021 and 2020, respectively.

The second floating-to-fixed interest rate swap associated with the Series 2012D-1 General Revenue Bonds has a notional amount of \$4,145,000 and \$8,090,000 at June 30, 2021 and 2020, respectively, covering a portion of the principal outstanding and the notional amount decreases

UNIVERSITY OF MICHIGAN

Notes to Consolidated Financial Statements—Continued

Note 7—Derivative Instruments—Continued

as principal on the underlying bonds is repaid. The University makes payments based on a fixed rate of 4.685 percent and receives variable rate payments based on the floating SIFMA Municipal Index through the final maturity dates of a portion of the underlying bonds in December 2021. The counterparty has the option of terminating the swaps if for any 180-day period the average variable rate is more than 7.0 percent. During 2020, this swap was determined to be ineffective and was reclassified from an effective cash flow hedge to an investment derivative instrument. This swap has a fair value of (\$96,000) and (\$343,000) at June 30, 2021 and 2020, respectively.

Using rates in effect at June 30, 2021, the projected cash flows for the floating-to-fixed interest rate swaps deemed effective cash flow hedges, along with the debt service requirements of the associated variable rate debt, are summarized as follows:

	Variable Rate Bonds		Swap Payments,	Total
	Principal	Interest	Net	Payments
	(in thousands)			
2022	\$ 11,490	\$ 19	\$ 1,741	\$ 13,250
2023	11,925	17	1,362	13,304
2024	12,410	15	971	13,396
2025	12,940	12	559	13,511
2026	12,045	10	157	12,212
2027-2030	40,930	13		40,943
	\$ 101,740	\$ 86	\$ 4,790	\$ 106,616

By using derivative financial instruments to hedge exposures to changes in interest rates, the University is exposed to termination risk and basis risk. There is termination risk with floating-to-fixed interest rate swaps as the University or swap counterparty may terminate a swap if the other party fails to perform under the terms of the contract or its credit rating falls below investment grade. Termination risk is the risk that the associated variable rate debt no longer carries a synthetic fixed rate and if at the time of termination a swap has a negative fair value, the University is liable to the counterparty for payment equal to the swap's fair value. The University is also exposed to basis risk as a portion of the variable payments paid to the University by the counterparties are based on a percentage of LIBOR. Basis risk is the risk that changes in the relationship between SIFMA and LIBOR may impact the synthetic fixed rate of the variable rate debt. At June 30, 2021 and 2020, the University is not exposed to credit risk as the swaps have negative fair values.

The University is subject to collateral requirements with its counterparties on certain derivative instrument positions. To meet trading margin requirements for bond futures, the University had cash and U.S. government securities with a fair value of \$7,477,000 and \$366,000 at June 30, 2021 and 2020, respectively, on deposit with its futures broker as collateral.

UNIVERSITY OF MICHIGAN

Notes to Consolidated Financial Statements—Continued

Note 8—Self-Insurance

The University is self-insured for medical malpractice, workers' compensation, directors' and officers' liability, property damage, auto liability and general liability through Veritas Insurance Corporation. The University is also self-insured for various employee benefits through internally maintained funds.

Claims and expenses are reported when it is probable that a loss has occurred and the amount of the loss can be reasonably estimated. Those losses include an estimate of claims that have been incurred but not reported and the future costs of handling claims. These liabilities are generally based on actuarial valuations and are reported at present value, discounted at a rate of 5 percent.

Changes in the total reported liability for insurance and benefits obligations for the years ended June 30, 2021 and 2020 are summarized as follows:

	2021	2020
	(in thousands)	
Balance, beginning of year	\$ 303,431	\$ 231,912
Claims incurred and changes in estimates	948,519	825,721
Claim payments	(812,102)	(754,202)
Balance, end of year	439,848	303,431
Less current portion	269,789	144,827
	\$ 170,059	\$ 158,604

UNIVERSITY OF MICHIGAN

Notes to Consolidated Financial Statements—Continued

Note 9—Pension Plan

Metropolitan Hospital has a noncontributory, single-employer defined benefit pension plan, which covered substantially all employees prior to being frozen at December 31, 2007. The plan generally provides benefits based on each employee’s years of service and final average earnings, as defined, and does not provide any automatic or ad-hoc cost of living adjustments. The Metropolitan Hospital Board of Directors has the authority to establish and amend benefit provisions of the plan.

The annual pension expense and net pension liability is actuarially calculated using the entry age normal level percent of pay method. Metropolitan Hospital has elected to measure the net pension liability one year prior to the fiscal year end reporting date and amounts measured at June 30, 2020 and 2019 were determined based on an actuarial valuation at October 1, 2019 and 2018, respectively. There are no significant changes known which would impact the net pension liability between the measurement date and the reporting date, other than typical plan experience.

For purposes of the June 30, 2020 and 2019 measurement dates, the number of plan participants consisted of the following:

	2020	2019
Active participants	493	545
Vested terminated participants	810	867
Retirees, beneficiaries and disabled participants	465	405
	1,768	1,817

UNIVERSITY OF MICHIGAN

Notes to Consolidated Financial Statements—Continued

Note 9—Pension Plan—Continued

Changes in the reported net pension liability for the years ended June 30, 2021 and 2020 are summarized as follows:

	2021		
	Total Pension Liability	Plan Fiduciary Net Position (in thousands)	Net Pension Liability
Balance, beginning of year	\$ 75,964	\$ 77,211	\$ (1,247)
Interest cost	4,687		4,687
Changes in assumptions	(3,540)		(3,540)
Differences between expected and actual plan experience	(1,662)		(1,662)
Benefit payments	(7,714)	(7,714)	-
Contributions from the employer		900	(900)
Net investment income:			
Expected investment earnings		4,797	(4,797)
Differences between expected and actual investment earnings		(1,137)	1,137
Balance, end of year	<u>\$ 67,735</u>	<u>\$ 74,057</u>	<u>\$ (6,322)</u>
	2020		
	Total Pension Liability	Plan Fiduciary Net Position (in thousands)	Net Pension Liability
Balance, beginning of year	\$ 74,209	\$ 77,127	\$ (2,918)
Interest cost	4,957		4,957
Changes in assumptions	3,713		3,713
Differences between expected and actual plan experience	(124)		(124)
Benefit payments	(6,791)	(6,791)	-
Contributions from the employer		1,244	(1,244)
Net investment income:			
Expected investment earnings		5,205	(5,205)
Differences between expected and actual investment earnings		426	(426)
Balance, end of year	<u>\$ 75,964</u>	<u>\$ 77,211</u>	<u>\$ (1,247)</u>

The plan fiduciary net position as a percentage of the total pension liability was 109 percent and 102 percent at June 30, 2021 and 2020, respectively.

UNIVERSITY OF MICHIGAN

Notes to Consolidated Financial Statements—Continued

Note 9—Pension Plan—Continued

Significant actuarial assumptions used at the June 30, 2020 and 2019 measurement dates are as follows:

	2020	2019
Discount rate	7.0%	6.5%
Inflation	2.0%	2.0%
Investment rate of return	7.0%	6.5%
Mortality table	Pri-2012, Scale MP-2019	RP-2014 Employee and Healthy Annuitant, Scale MP-2018

Discount rates are based on the expected rate of return on pension plan investments. The projection of cash flows used to determine the single discount rate for each fiscal year end assumed that employer contributions will be made based on the minimum contribution projection under provisions of ERISA and the Pension Protection Act of 2006, including MAP-21, for future years. Based on the stated assumptions, the pension plan’s fiduciary net position and future contributions were sufficient to finance the future benefit payments of the current plan members for all projection years. As a result, the long-term expected rate of return on pension plan investments was applied to all periods of the projected benefit payments to determine the total pension liability.

The long-term expected rate of return on pension plan investments of 7.0 percent and 6.5 percent at June 30, 2020 and 2019, respectively, was determined using the expected future rates of return for the target asset allocation of the portfolio. The target allocation and best estimate geometric rates of return by asset class are summarized as follows:

	2020		2019	
	Portfolio Allocation	Long-Term Expected Return	Portfolio Allocation	Long-Term Expected Return
U.S. large cap	25.0%	7.9%	25.0%	6.4%
U.S. mid cap	10.5%	8.6%	10.5%	7.2%
U.S. small cap	6.5%	9.1%	6.5%	7.8%
International developed	14.0%	6.2%	14.0%	5.1%
Emerging market	9.0%	5.7%	9.0%	5.2%
STRIPs	7.0%	4.6%	7.0%	4.5%
Corporate 10+ year	28.0%	4.6%	28.0%	4.9%

UNIVERSITY OF MICHIGAN

Notes to Consolidated Financial Statements—Continued

Note 9—Pension Plan—Continued

A one-percentage point change in the discount rate would impact the reported net pension liability at June 30, 2021 and 2020 as follows:

	2021		2020	
	1% Decrease	1% Increase	1% Decrease	1% Increase
	(in thousands)			
Net pension liability	\$ 7,463	\$ (6,250)	\$ 8,757	\$ (7,292)

The components of pension (income) expense for the years ended June 30, 2021 and 2020 are summarized as follows:

	2021	2020
	(in thousands)	
Interest cost	\$ 4,687	\$ 4,957
Expected investment earnings	(4,797)	(5,205)
Amortization of deferred outflows and deferred inflows	(1,139)	817
	\$ (1,249)	\$ 569

Deferred outflows and deferred inflows related to the reported net pension liability at June 30, 2021 and 2020 are summarized as follows:

	2021		2020	
	Deferred Outflows	Deferred Inflows	Deferred Outflows	Deferred Inflows
	(in thousands)			
Changes in assumptions	\$ 526	\$ 2,021	\$ 2,119	\$ 44
Differences between expected and actual plan experience		966	217	70
Differences between expected and actual investment earnings	1,377	988	701	2,069
	1,903	3,975	3,037	2,183
Contributions made after measurement date	891		900	
	\$ 2,794	\$ 3,975	\$ 3,937	\$ 2,183

UNIVERSITY OF MICHIGAN

Notes to Consolidated Financial Statements—Continued

Note 9—Pension Plan—Continued

Deferred outflows and deferred inflows related to changes in assumptions and differences between expected and actual experience will be recognized into expense in the following years ended June 30 based upon the average future work life expectancy of plan participants (in thousands):

2022	\$ (2,081)
2023	(361)
2024	142
2025	228
	<u>\$ (2,072)</u>

The inputs used to determine the fair value of the plan’s investments reported at June 30, 2021 and 2020 are summarized as follows:

	2021			Total Fair Value
	Level 1	Level 2	NAV	
	(in thousands)			
Equity securities	\$ 49,482			\$ 49,482
Fixed income securities		\$ 24,326		24,326
Nonmarketable alternative investments			\$ 249	249
	<u>\$ 49,482</u>	<u>\$ 24,326</u>	<u>\$ 249</u>	<u>\$ 74,057</u>

	2020			Total Fair Value
	Level 1	Level 2	NAV	
	(in thousands)			
Equity securities	\$ 52,917			\$ 52,917
Fixed income securities		\$ 22,818		22,818
Nonmarketable alternative investments			\$ 1,476	1,476
	<u>\$ 52,917</u>	<u>\$ 22,818</u>	<u>\$ 1,476</u>	<u>\$ 77,211</u>

UNIVERSITY OF MICHIGAN

Notes to Consolidated Financial Statements—Continued

Note 10—Postemployment Benefits

The University provides retiree health and welfare benefits, primarily medical, prescription drug, dental and life insurance coverage, to eligible retirees and their eligible dependents. Substantially all full-time regular University employees may become eligible for these benefits if they reach retirement age while working for the University. For employees retiring on or after January 1, 1987, contributions toward health and welfare benefits are shared between the University and the retiree and can vary based on date of hire, date of retirement, age and coverage elections.

The University also provides income replacement benefits, retirement savings contributions, and health and life insurance benefits to substantially all regular University employees that are enrolled in a University sponsored long-term disability plan and qualify, based on disability status while working for the University, to receive basic or expanded long-term disability benefits. Contributions toward the expanded long-term disability plan are shared between the University and employees and vary based on years of service, annual base salary and coverage elections. Contributions toward the basic long-term disability plan are paid entirely by the University.

These postemployment benefits are provided through single-employer plans administered by the University. The Executive Vice Presidents of the University have the authority to establish and amend benefit provisions of the plans.

Actuarial projections of postemployment benefits are based on the substantive plan (the plan as understood by the employer and the plan members) and include the types of benefits provided and announced future changes at the time of each valuation and the historical pattern of sharing benefit costs between the employer and plan members to that point.

The University's reported liability for postemployment benefits obligations is calculated using the entry age normal level percent of pay method. The University has elected to measure the total postemployment liability one year prior to the fiscal year end reporting date and amounts measured at June 30, 2020 and 2019 were determined based on an actuarial valuation at January 1, 2020 and 2019, respectively. There are no significant changes known which would impact the total postemployment liability between the measurement date and the reporting date, other than typical plan experience.

UNIVERSITY OF MICHIGAN

Notes to Consolidated Financial Statements—Continued

Note 10—Postemployment Benefits—Continued

For purposes of the June 30, 2020 and 2019 measurement dates, the number of plan participants consisted of the following:

	2020		2019	
	Retiree Health and Welfare	Long-term Disability	Retiree Health and Welfare	Long-term Disability
Active employees	44,746	38,181	43,380	37,042
Retirees receiving benefits	11,125		10,785	
Surviving spouses	883		898	
Participants receiving disability benefits		555		560
	56,754	38,736	55,063	37,602

UNIVERSITY OF MICHIGAN

Notes to Consolidated Financial Statements—Continued

Note 10—Postemployment Benefits—Continued

Changes in the reported total liability for postemployment benefits obligations for the years ended June 30, 2021 and 2020 are summarized as follows:

	2021		
	Retiree Health and Welfare	Long-term Disability (in thousands)	Total
Balance, beginning of year	\$ 3,172,947	\$ 304,541	\$ 3,477,488
Service cost	118,293	33,632	151,925
Interest cost	114,122	11,299	125,421
Changes in assumptions	713,614	17,606	731,220
Differences between expected and actual plan experience	26,070	(7,294)	18,776
Benefit payments	(61,750)	(30,934)	(92,684)
Balance, end of year	4,083,296	328,850	4,412,146
Less current portion	62,869	32,712	95,581
	<u>\$ 4,020,427</u>	<u>\$ 296,138</u>	<u>\$ 4,316,565</u>

	2020		
	Retiree Health and Welfare	Long-term Disability (in thousands)	Total
Balance, beginning of year	\$ 2,815,041	\$ 299,014	\$ 3,114,055
Service cost	102,097	32,018	134,115
Interest cost	111,804	12,219	124,023
Changes in assumptions	156,047	(1,270)	154,777
Differences between expected and actual plan experience	44,773	(6,543)	38,230
Benefit payments	(56,815)	(30,897)	(87,712)
Balance, end of year	3,172,947	304,541	3,477,488
Less current portion	61,750	30,934	92,684
	<u>\$ 3,111,197</u>	<u>\$ 273,607</u>	<u>\$ 3,384,804</u>

Since a portion of retiree medical services will be provided by the University's health system, the reported liability for postemployment benefits obligations is net of the related margin and fixed costs associated with providing those services which totaled \$794,964,000 and \$628,624,000 at June 30, 2021 and 2020, respectively.

UNIVERSITY OF MICHIGAN

Notes to Consolidated Financial Statements—Continued

Note 10—Postemployment Benefits—Continued

The University’s liability for postemployment benefits obligations is not reduced by the anticipated Medicare Retiree Drug Subsidy for future periods. This subsidy would reduce the total postemployment benefits liability by approximately \$443,000,000 and \$353,000,000 at June 30, 2021 and 2020, respectively.

Assets used to fund postemployment benefits are not maintained in a separate legal trust. The University has no obligation to make contributions in advance of when insurance premiums or claims are due for payment and currently pays for postemployment benefits on a pay-as-you-go basis. The University’s reported postemployment benefits obligations at June 30, 2021 and 2020 as a percentage of covered payroll of \$4,255,709,000 and \$4,214,627,000 were 104 percent and 83 percent, respectively.

Significant actuarial assumptions used at the June 30, 2020 and 2019 measurement dates are as follows:

	2020	2019
Discount rate*	2.21%	3.50%
Inflation rate	2.00%	2.00%
Immediate/ultimate administrative trend rate	0.0%/3.0%	0.0%/3.0%
Immediate/ultimate medical trend rate	6.0%/4.5%	6.0%/4.5%
Immediate/ultimate Rx trend rate	7.25%/4.5%	7.5%/4.5%
Increase in compensation rate**	0.0%/0.0%/3.75%	4.00%
Mortality table***	PUB-2010 Teachers Head Count Table, Scale MP-2019	PUB-2010 Teachers Head Count Table, Scale MP-2018
Average future work life expectancy (years):		
Retiree health and welfare	9.04	9.03
Long-term disability	11.46	11.34

* Bond Buyer 20-year General Obligation Municipal Bond Index as of the last publication of the measurement period

** Beginning with the June 30, 2020 measurement date, estimates are provided for faculty, staff and union employees

*** Based on the University’s study of mortality experience from 2015-2019

UNIVERSITY OF MICHIGAN

Notes to Consolidated Financial Statements—Continued

Note 10—Postemployment Benefits—Continued

A one-percentage point change in the discount rate and assumed health care cost trend rates would impact the reported total liability for postemployment benefits obligations at June 30, 2021 and 2020 as follows:

	2021		2020	
	1% Decrease	1% Increase	1% Decrease	1% Increase
	(in thousands)			
Discount rate:				
Retiree health and welfare	\$ 948,617	\$ (726,846)	\$ 692,685	\$ (534,811)
Long-term disability	\$ 12,530	\$ (10,140)	\$ 10,615	\$ (10,820)
Health care cost trend rates:				
Retiree health and welfare	\$ (807,936)	\$ 1,102,842	\$ (588,152)	\$ 793,519
Long-term disability	\$ (17,191)	\$ 17,486	\$ (10,598)	\$ 10,829

The components of postemployment benefits expense for the years ended June 30, 2021 and 2020 are summarized as follows:

	2021		
	Retiree Health and Welfare	Long-term Disability	Total
	(in thousands)		
Service cost	\$ 118,293	\$ 33,632	\$ 151,925
Interest cost	114,122	11,299	125,421
Amortization of deferred outflows and deferred inflows	82,332	3,346	85,678
	\$ 314,747	\$ 48,277	\$ 363,024
	2020		
	Retiree Health and Welfare	Long-term Disability	Total
	(in thousands)		
Service cost	\$ 102,097	\$ 32,018	\$ 134,115
Interest cost	111,804	12,219	124,023
Amortization of deferred outflows and deferred inflows	508	2,446	2,954
	\$ 214,409	\$ 46,683	\$ 261,092

UNIVERSITY OF MICHIGAN

Notes to Consolidated Financial Statements—Continued

Note 10—Postemployment Benefits—Continued

Deferred outflows and deferred inflows related to the reported total liability for postemployment benefits obligations at June 30, 2021 and 2020 are summarized as follows:

	2021		2020	
	Deferred Outflows	Deferred Inflows	Deferred Outflows	Deferred Inflows
	(in thousands)			
Changes in assumptions	\$ 905,690	\$ 329,105	\$ 300,209	\$ 384,678
Differences between expected and actual plan experience	111,758	16,253	102,910	10,669
	1,017,448	345,358	403,119	395,347
Benefit payments made after measurement date	95,581		92,684	
	<u>\$ 1,113,029</u>	<u>\$ 345,358</u>	<u>\$ 495,803</u>	<u>\$ 395,347</u>

Deferred outflows and deferred inflows related to changes in assumptions and the differences between expected and actual plan experience will be recognized into expense in the following years ended June 30 based upon the average future work life expectancy of plan participants (in thousands):

2022	\$ 85,678
2023	85,678
2024	85,678
2025	85,678
2026	73,656
2027 and beyond	255,722
	<u>\$ 672,090</u>

UNIVERSITY OF MICHIGAN

Notes to Consolidated Financial Statements—Continued

Note 11—Retirement Plan

The University has a defined contribution retirement plan for all qualified employees through TIAA and Fidelity Management Trust Company (“FMTC”) mutual funds. All regular and supplemental instructional and primary staff are eligible to participate in the plan based upon age and service requirements. Participants maintain individual contracts with TIAA, or accounts with FMTC, and are fully vested.

For payroll covered under the plan, eligible employees generally contribute 5 percent of their pay and the University generally contributes 10 percent of employees’ pay to the plan. The University contribution commences after an employee has completed one year of employment. Participants may elect to contribute additional amounts to the plans within specified limits that are not matched by University contributions. Contributions and covered payroll under the plan (excluding participants’ additional contributions) for the years ended June 30, 2021 and 2020 are summarized as follows:

	2021	2020
	(in thousands)	
University contributions	\$ 264,244	\$ 324,186
Employee contributions	\$ 170,622	\$ 169,014
Payroll covered under plan	\$ 4,255,709	\$ 4,214,627
Total payroll	\$ 4,400,615	\$ 4,389,523

UNIVERSITY OF MICHIGAN

Notes to Consolidated Financial Statements—Continued

Note 12—Net Position

The composition of net position at June 30, 2021 and 2020 is summarized as follows:

	2021	2020
	(in thousands)	
Net investment in capital assets	\$ 3,677,053	\$ 3,767,199
Restricted:		
Nonexpendable:		
Permanent endowment corpus	2,625,459	2,483,225
Expendable:		
Net appreciation of permanent endowments	3,684,197	2,055,430
Funds functioning as endowment	2,973,422	2,259,664
Restricted for operations and other	924,677	851,709
Unrestricted	5,622,372	3,109,773
	\$ 19,507,180	\$ 14,527,000

Unrestricted net position is not subject to externally imposed stipulations; however, it is subject to internal restrictions. For example, unrestricted net position may be designated for specific purposes by action of management or the Board of Regents. At June 30, 2021 and 2020, substantially all of the unrestricted net position has been designated for various academic programs, research initiatives and capital projects.

Note 13—Federal Direct Lending Program

The University distributed \$311,608,000 and \$316,410,000 during the years ended June 30, 2021 and 2020, respectively, for student loans through the U.S. Department of Education ("DoED") Federal Direct Lending Program. These distributions and related funding sources are not included as expenses and revenues in the accompanying financial statements. The statement of net position includes a receivable of \$1,065,000 and \$1,604,000 at June 30, 2021 and 2020, respectively, for DoED funding received subsequent to distribution.

UNIVERSITY OF MICHIGAN

Notes to Consolidated Financial Statements—Continued

Note 14—Commitments and Contingencies

Authorized expenditures for construction and other projects unexpended at June 30, 2021 were \$1,130,427,000. Of these expenditures, the University expects that \$1,033,751,000 will be funded by internal sources, gifts, grants and proceeds from borrowings; \$44,225,000 by the State Building Authority and the remaining \$52,451,000 will be funded using unexpended bond proceeds.

Under the terms of various limited partnership agreements approved by the Board of Regents or University officers, the University is obligated to make periodic payments for advance commitments to venture capital, private equity, real estate, natural resources and absolute return strategies. At June 30, 2021, the University had committed, but not paid, a total of \$4,622,311,000 in funding for these alternative investments. Based on historical capital calls and discussions with those managing the limited partnerships, outstanding commitments for such investments are anticipated to be paid in the following years ended June 30 (in thousands):

2022	\$ 1,703,560
2023	1,078,304
2024	594,724
2025	464,645
2026	285,849
2027 and beyond	495,229
	<u>\$ 4,622,311</u>

These commitments are generally able to be called prior to an agreed commitment expiration date and therefore may occur earlier or later than estimated.

The University has entered into capital and operating leases for certain space and equipment, which expire at various dates through 2039. Outstanding commitments for these leases are expected to be paid in the following years ended June 30:

	Capital	Operating
	(in thousands)	
2022	\$ 8,310	\$ 46,027
2023	8,392	40,038
2024	8,280	35,771
2025	8,482	31,992
2026	8,619	21,435
2027-2031	45,572	46,828
2032-2036	38,376	16,984
2037-2039	9,936	
	<u>135,967</u>	<u>\$ 239,075</u>
Less amount representing interest	58,076	
Present value of minimum lease payments	<u>\$ 77,891</u>	

UNIVERSITY OF MICHIGAN

Notes to Consolidated Financial Statements—Continued

Note 14—Commitments and Contingencies—Continued

Operating lease expenses totaled \$48,247,000 and \$49,215,000 in 2021 and 2020, respectively.

Substantial amounts are received and expended by the University under federal and state programs and are subject to audit by cognizant governmental agencies. This funding relates to research, student aid, patient care and other programs. The University believes that any liabilities arising from such audits will not have a material effect on its financial position.

The University is a party to various pending legal actions and other claims in the normal course of business, and is of the opinion that the outcome of these proceedings will not have a material adverse effect on its financial position.

The University has been served with complaints (or waived service) in cases brought by plaintiffs who allege that Robert Anderson, a former University doctor who died in 2008, sexually assaulted them decades ago. The extent of the impact to the University's financial position and results of operations arising from these complaints cannot be fully determined at this time.

The COVID-19 pandemic and related actions taken by federal and state governments in response may materially impact the University's financial position and its results of operations, including those related to instruction, research, patient care and other auxiliary activities. While the University continues to design and execute plans to mitigate these risks, the extent of the impact to the University will depend on future developments beyond its control, including the overall duration and spread of the outbreak, and cannot be fully determined at this time.

Event Subsequent to the Original Issuance of the Financial Statements (Unaudited): On January 18, 2022, the University and attorneys for approximately 1,050 claimants who alleged abuse by the late University doctor Robert Anderson reached a settlement agreement that would resolve those survivors' claims against the University pending documentation and approval by the Board of Regents; the claimants, as recommended by their attorneys; and the federal court overseeing the process. The total amount for the settlement is \$490,000,000. Of that total, \$460,000,000 will be available to the approximately 1,050 claimants, and \$30,000,000 would be reserved for future claimants who choose to participate in the settlement before July 31, 2023.

UNIVERSITY OF MICHIGAN

Notes to Consolidated Financial Statements—Continued

Note 15—Operating Expenses by Function

Operating expenses by functional classification for the years ended June 30, 2021 and 2020 are summarized as follows:

	2021				
	Compensation and Benefits	Supplies and Services	Depreciation (in thousands)	Scholarships and Fellowships	Total
Instruction	\$ 1,092,866	\$ 82,550			\$ 1,175,416
Research	616,727	236,466			853,193
Public service	191,972	95,896			287,868
Academic support	310,667	49,516			360,183
Student services	107,156	24,979			132,135
Institutional support	191,449	165,771			357,220
Operations and maintenance of plant	93,937	177,968			271,905
Auxiliary enterprises	3,532,681	1,781,221			5,313,902
Depreciation			\$ 566,848		566,848
Scholarships and fellowships				\$ 200,431	200,431
	\$ 6,137,455	\$ 2,614,367	\$ 566,848	\$ 200,431	\$ 9,519,101

	2020				
	Compensation and Benefits	Supplies and Services	Depreciation (in thousands)	Scholarships and Fellowships	Total
Instruction	\$ 1,074,171	\$ 130,602			\$ 1,204,773
Research	603,920	258,893			862,813
Public service	137,962	68,472			206,434
Academic support	294,759	65,199			359,958
Student services	106,563	25,959			132,522
Institutional support	209,173	78,203			287,376
Operations and maintenance of plant	91,458	232,618			324,076
Auxiliary enterprises	3,531,907	1,714,668			5,246,575
Depreciation			\$ 566,694		566,694
Scholarships and fellowships				\$ 173,073	173,073
	\$ 6,049,913	\$ 2,574,614	\$ 566,694	\$ 173,073	\$ 9,364,294

UNIVERSITY OF MICHIGAN

Notes to Consolidated Financial Statements—Continued

Note 16—UM Health

Condensed financial information for UM Health, a blended component unit, before the elimination of certain intra-University transactions, at and for the years ended June 30, 2021 and 2020 is as follows:

	2021	2020
	(in thousands)	
Condensed Statement of Net Position		
Assets:		
Current assets	\$ 126,853	\$ 128,493
Noncurrent assets	296,484	265,182
Total assets	423,337	393,675
Deferred outflows	2,589	5,535
Liabilities:		
Current liabilities	87,493	86,184
Noncurrent liabilities	210,574	220,892
Total liabilities	298,067	307,076
Deferred inflows	6,288	4,662
Net position:		
Net investment in capital assets	61,043	31,229
Restricted:		
Nonexpendable	682	682
Expendable	14,853	14,252
Unrestricted	44,993	41,309
Total net position	\$ 121,571	\$ 87,472
Condensed Statement of Revenues, Expenses and Changes in Net Position		
Operating revenues	\$ 508,348	\$ 465,138
Operating expenses other than depreciation expense	459,556	439,535
Depreciation expense	22,459	21,195
Operating income	26,333	4,408
Nonoperating (expenses) revenues, net	(2,855)	9,144
Other expenses, net	(2,379)	(4,572)
Net revenues before transfers	21,099	8,980
Transfers from other University units	13,000	
Increase in net position	34,099	8,980
Net position, beginning of year	87,472	78,492
Net position, end of year	\$ 121,571	\$ 87,472
Condensed Statement of Cash Flows		
Net cash provided by operating activities	\$ 37,892	\$ 71,492
Net cash provided by noncapital financing activities	2,463	36,339
Net cash used in capital and related financing activities	(56,575)	(44,128)
Net cash provided by (used in) investing activities	4,939	(1,220)
Net (decrease) increase in cash and cash equivalents	(11,281)	62,483
Cash and cash equivalents, beginning of year	68,660	6,177
Cash and cash equivalents, end of year	\$ 57,379	\$ 68,660

UNIVERSITY OF MICHIGAN

Required Supplementary Information (Unaudited)

Pension Plan

Changes in the reported net pension liability for the years ended June 30 are summarized as follows (amounts in thousands):

	2021	2020	2019	2018	2017
Total Pension Liability					
Interest cost	\$ 4,687	\$ 4,957	\$ 4,930	\$ 5,013	\$ 4,482
Changes in assumptions	(3,540)	3,713	(273)	(822)	(24,906)
Differences between expected and actual plan experience	(1,662)	(124)	1,361	(767)	2,067
Benefit payments	(7,714)	(6,791)	(4,489)	(4,712)	(4,089)
Net change in total pension liability	(8,229)	1,755	1,529	(1,288)	(22,446)
Total pension liability, beginning of year	75,964	74,209	72,680	73,968	96,414
Total pension liability, end of year	\$ 67,735	\$ 75,964	\$ 74,209	\$ 72,680	\$ 73,968
Plan Fiduciary Net Position					
Benefit payments	\$ (7,714)	\$ (6,791)	\$ (4,489)	\$ (4,712)	\$ (4,089)
Contributions from the employer	900	1,244	1,047	2,171	2,903
Net investment income:					
Expected investment earnings	4,797	5,205	5,234	4,848	3,166
Differences between expected and actual investment earnings	(1,137)	426	(1,168)	3,664	1,316
Net change in plan fiduciary net position	(3,154)	84	624	5,971	3,296
Plan fiduciary net position, beginning of year	77,211	77,127	76,503	70,532	67,236
Plan fiduciary net position, end of year	\$ 74,057	\$ 77,211	\$ 77,127	\$ 76,503	\$ 70,532
Net pension liability, end of year	\$ (6,322)	\$ (1,247)	\$ (2,918)	\$ (3,823)	\$ 3,436
Plan fiduciary net position as a percentage of the total pension liability	109%	102%	104%	105%	95%

UNIVERSITY OF MICHIGAN

Required Supplementary Information (Unaudited)—Continued

Pension Plan—Continued

Employer contributions in relation to actuarially determined contributions for the years ended June 30 are as follows:

	Employer Contributions*	Actuarially Determined Contributions (in thousands)	(Deficient) Excess Contributions
2021	\$ 891	\$ 2,133	\$ (1,242)
2020	\$ 900	\$ 1,336	\$ (436)
2019	\$ 1,244	\$ 393	\$ 851
2018	\$ 1,047	\$ 1,622	\$ (575)
2017	\$ 2,171	\$ 1,754	\$ 417

* Reflects no employer contributions after April 30 of the respective fiscal year

Significant methods and assumptions used to calculate the actuarially determined contributions for the years ended June 30 are as follows:

Actuarially determined contributions The plan is subject to funding requirements under the provisions of ERISA and the Pension Protection Act of 2006 (including MAP-21, HATFA and BBA). The actuarially determined contributions represent the IRC Section 430 minimum required contributions.

Contributions in relation to actuarially determined contributions Under IRC Section 430, the due date to pay minimum required contributions for the plan year is generally 8½ months after the end of the plan year. For the plan years ended September 30, contributions are due by June 15 of the following year.

Actuarial cost method Unit Credit method

Asset valuation method 24-month smoothed value of assets

	First	Second	Third	Effective
	Segment Rate	Segment Rate	Segment Rate	Rate
2021	3.74%	5.35%	6.11%	5.57%
2020	3.92%	5.52%	6.29%	5.73%
2019	4.16%	5.72%	6.48%	5.94%
2018	4.16%	5.72%	6.48%	5.93%
2017	4.43%	5.91%	6.65%	6.13%

Mortality Tables prescribed by the Secretary of Treasury.

UNIVERSITY OF MICHIGAN

Required Supplementary Information (Unaudited)—Continued

Postemployment Benefits

The historical reconciliation of the reported total liability for postemployment benefits obligations for the years ended June 30 is summarized as follows (amounts in thousands):

	2021	2020	
Service cost	\$ 151,925	\$ 134,115	
Interest cost	125,421	124,023	
Changes in assumptions	731,220	154,777	
Differences between expected and actual plan experience	18,776	38,230	
Benefit payments	(92,684)	(87,712)	
Net change	<u>\$ 934,658</u>	<u>\$ 363,433</u>	
Total liability, end of year	\$ 4,412,146	\$ 3,477,488	
Covered employee payroll	\$ 4,255,709	\$ 4,214,627	
Total liability as a percentage of covered employee payroll	104%	83%	

	2019	2018	2017
Service cost	\$ 141,933	\$ 143,787	\$ 122,073
Interest cost	121,800	94,153	108,561
Changes in assumptions	(383,315)	(107,874)	255,041
Differences between expected and actual plan experience	17,535	52,721	14,028
Benefit payments	(87,638)	(77,374)	(72,302)
Net change	<u>\$ (189,685)</u>	<u>\$ 105,413</u>	<u>\$ 427,401</u>
Total liability, end of year	\$ 3,114,055	\$ 3,303,740	\$ 3,198,327
Covered employee payroll	\$ 4,013,983	\$ 3,792,553	\$ 3,568,918
Total liability as a percentage of covered employee payroll	78%	87%	90%

Discount rates used in determining the reported total liability for postemployment benefits obligations at June 30 are as follows:

2021	2.21%
2020	3.50%
2019	3.87%
2018	3.58%
2017	2.85%
2016	3.80%

University of Michigan
Schedule of Expenditures of Federal Awards
For the Year Ended June 30, 2021

Cluster Title/Federal Grantor/Program	Type	Pass-Through Grantor	Award Identifier	Assistance Listing Number	Assistance Listing Program Title	Federal Expenditures	Passed-Through to Subrecipients
STUDENT FINANCIAL ASSISTANCE CLUSTER							
Education, Department of	Direct			84.007	Federal Supplemental Educational Opportunity Grant	\$ 3,963,869	\$ -
Education, Department of	Direct			84.033	Federal Work-Study Program	\$ 4,664,277	\$ -
					Federal Perkins Loan Program Federal Capital Contributions -		
Education, Department of	Direct			84.038	Balance Outstanding at Beginning of Year	\$ 42,188,340	\$ -
Education, Department of	Direct			84.063	Federal Pell Grant Program	\$ 53,000,825	\$ -
Education, Department of	Direct			84.268	William D. Ford Federal Direct Loan Program	\$ 311,608,072	\$ -
					Teacher Education Assistance for College and Higher Education Grants (TEACH Grants)	\$ 45,572	\$ -
Education, Department of	Direct			84.379	Postsecondary Education Scholarships for Veteran's Dependents	\$ 5,983	\$ -
Education, Department of	Direct		Total Education, Department of	84.408		\$ 415,476,938	\$ -
					Nurse Faculty Loan Program (NFLP) - Balance Outstanding at Beginning of Year	\$ 3,909,049	\$ -
Health and Human Services, Department of	Direct			93.264	Nurse Faculty Loan Program (NFLP) - New Loans	917,566	-
Health and Human Services, Department of	Direct			93.264		\$ 4,826,615	\$ -
					Health Professions Student Loans, Including Primary Care Loans/Loans for Disadvantaged Students - Balance Outstanding at Beginning of Year	\$ 10,361,203	\$ -
Health and Human Services, Department of	Direct			93.342	Health Professions Student Loans, Including Primary Care Loans/Loans for Disadvantaged Students - New Loans	1,729,372	-
Health and Human Services, Department of	Direct			93.342		\$ 12,090,575	\$ -
					Nursing Student Loans - Balance Outstanding at Beginning of Year	\$ 1,772,890	\$ -
Health and Human Services, Department of	Direct			93.364	Nursing Student Loans - New Loans	459,756	-
Health and Human Services, Department of	Direct			93.364		\$ 2,232,646	\$ -
					Scholarships for Health Professions Students from Disadvantaged Backgrounds - Balance Outstanding at Beginning of Year	\$ 4,902,074	\$ -
Health and Human Services, Department of	Direct			93.925	Scholarships for Health Professions Students from Disadvantaged Backgrounds - New Loans	473,382	-
Health and Human Services, Department of	Direct			93.925		\$ 5,375,456	\$ -
			Total Health and Human Services, Department of			\$ 24,525,292	\$ -
			Total student financial assistance cluster			\$ 440,002,230	\$ -
ECONOMIC DEVELOPMENT CLUSTER							
Commerce, Department of	Direct		ED20CHI3070040	11.307	Economic Adjustment Assistance	\$ 98,884	\$ -
			Total economic development cluster			\$ 98,884	\$ -
HIGHWAY PLANNING AND CONSTRUCTION CLUSTER							
Transportation, Department of	Pass-Through Michigan, State of, Transportation, Department of		2014-0006/Job 122203	20.205	Highway Planning and Construction	\$ 2,587	\$ -
Transportation, Department of	Pass-Through Michigan, State of, Transportation, Department of		2020-0006	20.205	Highway Planning and Construction	41,684	-
			Total highway planning and construction cluster			\$ 44,271	\$ -
HIGHWAY SAFETY CLUSTER							
Transportation, Department of	Pass-Through Michigan, State of, State Police		TR-20-05	20.600	State and Community Highway Safety	\$ 155,611	\$ -
Transportation, Department of	Pass-Through Michigan, State of, State Police		TR-21-05	20.600	State and Community Highway Safety	397,769	-
						\$ 553,380	\$ -
Transportation, Department of	Pass-Through Michigan, State of, State Police		TR-20-03	20.616	National Priority Safety Programs	\$ 21,426	\$ -
			Total highway safety cluster			\$ 574,806	\$ -
TRIO CLUSTER							
Education, Department of	Direct		P042A201230	84.042	TRIO Student Support Services	\$ 138,689	\$ -
Education, Department of	Direct		P047M170268	84.047	TRIO Upward Bound	\$ 310,325	\$ -
			Total trio cluster			\$ 449,014	\$ -
HEAD START CLUSTER							
Health and Human Services, Department of	Direct		90YR0111-01-00	93.600	Head Start	\$ 477	\$ -
Health and Human Services, Department of	Direct		90YR0111-02-00	93.600	Head Start	15,228	-
Health and Human Services, Department of	Pass-Through Wayne State University		90YR0092	93.600	Head Start	(116)	-
Health and Human Services, Department of	Pass-Through Wayne State University		WSU19129	93.600	Head Start	25,240	-
			Total head start cluster			\$ 40,829	\$ -
MEDICAID CLUSTER							

University of Michigan
Schedule of Expenditures of Federal Awards
For the Year Ended June 30, 2021

Cluster Title/Federal Grantor/Program	Type	Pass-Through Grantor	Award Identifier	Assistance Listing Number	Assistance Listing Program Title	Passed-Through			
						Federal Expenditures	to Subrecipients		
Total medicaid cluster						\$	7,647,319	\$	6,048
RESEARCH AND DEVELOPMENT CLUSTER									
Peace Corps	Direct		1145PC20P0054	8.RD		\$	11,350	\$	-
			Total Peace Corps			\$	11,350	\$	-
Agriculture, Department of	Direct		NI19MSCFRXXXG057	10.202	Cooperative Forestry Research	\$	54,222	\$	-
Agriculture, Department of	Direct		NI20MSCFRXXXG025	10.202	Cooperative Forestry Research		201,965		-
Agriculture, Department of	Direct		NI21MSCFRXXXG041	10.202	Cooperative Forestry Research		39,283		-
						\$	295,470	\$	-
Agriculture, Department of	Pass-Through	University of Minnesota	H006607425	10.215	Sustainable Agriculture Research and Education	\$	1,418	\$	-
Agriculture, Department of	Direct		58-4000-8-0048-R	10.253	Consumer Data and Nutrition Research	\$	3,585	\$	-
Agriculture, Department of	Direct		58-4000-9-0042-R	10.253	Consumer Data and Nutrition Research		3,265		-
Agriculture, Department of	Direct		59-4000-8-0065	10.253	Consumer Data and Nutrition Research		32,309		-
Agriculture, Department of	Direct		59-4000-8-0066	10.253	Consumer Data and Nutrition Research		52,772		-
Agriculture, Department of	Pass-Through	University of Kentucky	320000900-20-211/7800005160	10.253	Consumer Data and Nutrition Research		33,865		-
						\$	125,796	\$	-
						\$	192,266	\$	53,620
Agriculture, Department of	Direct		2019-51106-30193	10.303	Integrated Programs				-
Agriculture, Department of	Direct		2017-67019-26292	10.310	Agriculture and Food Research Initiative (AFRI)	\$	49,792	\$	9,219
Agriculture, Department of	Direct		2018-67030-28239	10.310	Agriculture and Food Research Initiative (AFRI)		11,949		-
Agriculture, Department of	Direct		2018-67030-28497	10.310	Agriculture and Food Research Initiative (AFRI)		29,759		-
Agriculture, Department of	Direct		2019-67019-29460	10.310	Agriculture and Food Research Initiative (AFRI)		100,788		-
Agriculture, Department of	Direct		2021-67019-33423	10.310	Agriculture and Food Research Initiative (AFRI)		25,833		-
Agriculture, Department of	Pass-Through	Embry-Riddle Aeronautical University	61572-01	10.310	Agriculture and Food Research Initiative (AFRI)		36,103		-
Agriculture, Department of	Pass-Through	Husson University	2018-UM-01	10.310	Agriculture and Food Research Initiative (AFRI)		21,856		-
Agriculture, Department of	Pass-Through	Michigan State University	RC104749B	10.310	Agriculture and Food Research Initiative (AFRI)		437,214		-
Agriculture, Department of	Pass-Through	New Jersey Institute of Technology	997158	10.310	Agriculture and Food Research Initiative (AFRI)		(7,184)		-
Agriculture, Department of	Pass-Through	New Jersey Institute of Technology	997158	10.310	Agriculture and Food Research Initiative (AFRI)		51,190		-
Agriculture, Department of	Pass-Through	University at Buffalo	R996610	10.310	Agriculture and Food Research Initiative (AFRI)		11,393		-
Agriculture, Department of	Pass-Through	University of Notre Dame, The	204064UM	10.310	Agriculture and Food Research Initiative (AFRI)		16,144		-
						\$	784,837	\$	9,219
Agriculture, Department of	Pass-Through	CHN Nebraska (dba Gretchen Swanson Center for Nutrition)	Subrecipient Agreement	10.331	Food Insecurity Nutrition Incentive Grants Program	\$	214,870	\$	-
Agriculture, Department of	Pass-Through	Michigan State University	RC110437-UM	10.575	Farm to School Grant Program	\$	581	\$	-
Agriculture, Department of	Direct		18-DG-11420004-182	10.674	Wood Utilization Assistance	\$	58,408	\$	-
Agriculture, Department of	Direct		19-DG-11420000-308	10.674	Wood Utilization Assistance		35,193		-
						\$	93,601	\$	-
						\$	17,489	\$	-
Agriculture, Department of	Direct		16-JV-11221636-174	10.701	Stewardship Agreements				-
Agriculture, Department of	Direct		19-JV-11261955-080	10.707	Research Joint Venture and Cost Reimbursable Agreements	\$	9,776	\$	-
Agriculture, Department of	Pass-Through	University of Maryland, College Park	85121-Z5150202	10.950	Agricultural Statistics Reports	\$	33,624	\$	-
Agriculture, Department of	Direct		15-JV-11242309-073	10.RD		\$	(99)	\$	-
Agriculture, Department of	Direct		16-CR-11242306-071	10.RD			1,215		-
Agriculture, Department of	Direct		17-CR-11242306-028	10.RD			40,508		-
Agriculture, Department of	Direct		19-CR-11242306-096	10.RD			25,374		-
Agriculture, Department of	Direct		20-JV-11261955-081	10.RD			53,432		-
						\$	120,430	\$	-
			Total Agriculture, Department of			\$	1,890,158	\$	62,839
Commerce, Department of	Direct		NA18SEC0080006	11.008	NOAA Mission-Related Education Awards	\$	40,617	\$	20,704
Commerce, Department of	Pass-Through	University of New Hampshire	L0006	11.008	NOAA Mission-Related Education Awards		48,127		-
						\$	88,744	\$	20,704
Commerce, Department of	Direct		NA20OAR0110427	11.011	Ocean Exploration	\$	15,777	\$	-
Commerce, Department of	Pass-Through	Great Lakes Observing System (GLOS)	IOOS/DATA-09	11.012	Integrated Ocean Observing System (IOOS)	\$	11,310	\$	-
Commerce, Department of	Pass-Through	University of Maryland, College Park	SA7525796B	11.012	Integrated Ocean Observing System (IOOS)		104,207		-
						\$	115,517	\$	-
Commerce, Department of	Direct		CB20ADR0160002	11.016	Statistical, Research, and Methodology Assistance	\$	71,260	\$	4,477
Commerce, Department of	Direct		ED17HDQ0200083	11.020	Cluster Grants	\$	89,861	\$	-
Commerce, Department of	Direct		ED19HDQ0200001	11.020	Cluster Grants		68,045		-
						\$	157,906	\$	-
					Science, Technology, Engineering, and Mathematics (STEM)				-
Commerce, Department of	Direct		ED21HDQ0230008	11.023	Talent Challenge Program	\$	37,167	\$	-
Commerce, Department of	Direct		ED16CHI3030032	11.303	Economic Development Technical Assistance	\$	23,864	\$	-
Commerce, Department of	Direct		ED16CHI3030032	11.303	Economic Development Technical Assistance		46,618		-
						\$	70,482	\$	-
Commerce, Department of	Direct		ED18HDQ3130005	11.313	Trade Adjustment Assistance for Firms	\$	(42,346)	\$	-
Commerce, Department of	Direct		ED19HDQ3130099	11.313	Trade Adjustment Assistance for Firms		1,500,219		-
Commerce, Department of	Direct		ED20HDQ3130002	11.313	Trade Adjustment Assistance for Firms		265,424		-
						\$	1,723,297	\$	-
Commerce, Department of	Direct		NA18OAR4170102	11.417	Sea Grant Support	\$	2,220,938	\$	1,362,542
Commerce, Department of	Direct		NA19OAR4170355	11.417	Sea Grant Support		35,481		35,481
Commerce, Department of	Direct		NA21OAR0110048	11.417	Sea Grant Support		24,511		-
Commerce, Department of	Pass-Through	Cornell University	Agreement No. 90329-20303	11.417	Sea Grant Support		13,935		-
Commerce, Department of	Pass-Through	Ohio Sea Grant	60063781	11.417	Sea Grant Support		3,731		-

University of Michigan
Schedule of Expenditures of Federal Awards
For the Year Ended June 30, 2021

Cluster Title/Federal Grantor/Program	Type	Pass-Through Grantor	Award Identifier	Assistance Listing		Federal Expenditures	Passed-Through to Subrecipients
				Number	Assistance Listing Program Title		
Commerce, Department of	Pass-Through Purdue University		F0008309702058	11.417	Sea Grant Support	4,133	-
						\$ 2,302,729	\$ 1,398,023
Commerce, Department of	Direct		NA14NOS4190145	11.419	Coastal Zone Management Administration Awards	965,135	777,175
Commerce, Department of	Direct		NA19NOS4190058	11.419	Coastal Zone Management Administration Awards	1,190,319	386,129
Commerce, Department of	Pass-Through Michigan, State of, Environment, Great Lakes, and Energy, Department of		19-Resiliency Strategy-003	11.419	Coastal Zone Management Administration Awards	56,614	-
Commerce, Department of	Pass-Through Michigan, State of, Natural Resources, Department of		20-PSM-003	11.419	Coastal Zone Management Administration Awards	61,936	-
						\$ 2,274,004	\$ 1,163,304
Commerce, Department of	Direct		NA15OAR4310148	11.431	Climate and Atmospheric Research	796,319	225,691
Commerce, Department of	Direct		NA18OAR4310116	11.431	Climate and Atmospheric Research	157,018	-
Commerce, Department of	Direct		NA18OAR4310263	11.431	Climate and Atmospheric Research	30,067	-
Commerce, Department of	Direct		NA20OAR4310148A	11.431	Climate and Atmospheric Research	54,289	10,347
Commerce, Department of	Pass-Through Syracuse University		SP-30762-1-05457-S03	11.431	Climate and Atmospheric Research	25,056	-
						\$ 1,062,749	\$ 236,038
Commerce, Department of	Direct		NA12OAR4320071	11.432	National Oceanic and Atmospheric Administration (NOAA) Cooperative Institutes	62,081	-
Commerce, Department of	Direct		NA17OAR4320152	11.432	National Oceanic and Atmospheric Administration (NOAA) Cooperative Institutes	4,853,071	1,023,249
						\$ 4,915,152	\$ 1,023,249
Commerce, Department of	Pass-Through Texas A & M University		M2100335	11.440	Environmental Sciences, Applications, Data, and Education	15,164	-
Commerce, Department of	Direct		NA16OAR4590240	11.459	Weather and Air Quality Research	(9,488)	-
Commerce, Department of	Direct		NA18OAR4590363	11.459	Weather and Air Quality Research	194,979	66,979
Commerce, Department of	Direct		NA19OAR4590140	11.459	Weather and Air Quality Research	185,607	-
						\$ 371,098	\$ 66,979
Commerce, Department of	Direct		NA16NOS4780209	11.478	Center for Sponsored Coastal Ocean Research Coastal Ocean Program	253,876	-
Commerce, Department of	Pass-Through Ohio State University, The		RF01531332	11.478	Center for Sponsored Coastal Ocean Research Coastal Ocean Program	19,917	-
						\$ 273,793	-
Commerce, Department of	Direct		60NANB17D191	11.609	Measurement and Engineering Research and Standards	95,208	22,020
Commerce, Department of	Direct		70NANB17H163	11.609	Measurement and Engineering Research and Standards	78,089	-
Commerce, Department of	Direct		70NANB17H176	11.609	Measurement and Engineering Research and Standards	118,200	-
Commerce, Department of	Direct		70NANB17H291	11.609	Measurement and Engineering Research and Standards	196,080	106,370
Commerce, Department of	Direct		70NANB18H140	11.609	Measurement and Engineering Research and Standards	50,510	-
Commerce, Department of	Direct		70NANB19H090	11.609	Measurement and Engineering Research and Standards	17,391	-
Commerce, Department of	Direct		70NANB20H137	11.609	Measurement and Engineering Research and Standards	25,854	-
Commerce, Department of	Direct		70NANB20H140	11.609	Measurement and Engineering Research and Standards	51,262	-
						\$ 632,594	\$ 128,390
Commerce, Department of	Direct		1305M320PNWXX0593	11.RD		157,757	-
Commerce, Department of	Direct		IPA#0099-FY19-IPA-0102.000	11.RD		22,734	-
Commerce, Department of	Direct		RA133W17CN0166	11.RD		54,622	-
						\$ 235,113	-
			Total Commerce, Department of			\$ 14,362,546	\$ 4,041,164
Defense, Department of	Direct		FA8750-17-2-0125	12.300	Basic and Applied Scientific Research	50,982	-
Defense, Department of	Direct		FA8750-18-2-0019	12.300	Basic and Applied Scientific Research	(79)	40
Defense, Department of	Direct		FA9550-18-1-0044	12.300	Basic and Applied Scientific Research	59,718	-
Defense, Department of	Direct		HQ00342010021	12.300	Basic and Applied Scientific Research	50,000	-
Defense, Department of	Direct		HQ00342010030	12.300	Basic and Applied Scientific Research	50,000	-
Defense, Department of	Direct		HQ00342010033	12.300	Basic and Applied Scientific Research	48,332	-
Defense, Department of	Direct		N00014-13-1-0217	12.300	Basic and Applied Scientific Research	1,044	-
Defense, Department of	Direct		N00014-15-1-2752	12.300	Basic and Applied Scientific Research	247,340	120,887
Defense, Department of	Direct		N00014-16-1-2969	12.300	Basic and Applied Scientific Research	71,841	-
Defense, Department of	Direct		N00014-16-1-2971	12.300	Basic and Applied Scientific Research	54,588	-
Defense, Department of	Direct		N00014-16-1-2972	12.300	Basic and Applied Scientific Research	45,911	-
Defense, Department of	Direct		N00014-16-1-3108	12.300	Basic and Applied Scientific Research	19,591	-
Defense, Department of	Direct		N00014-17-1-2050	12.300	Basic and Applied Scientific Research	(1,253)	-
Defense, Department of	Direct		N00014-17-1-2057	12.300	Basic and Applied Scientific Research	83,560	21,541
Defense, Department of	Direct		N00014-17-1-2211	12.300	Basic and Applied Scientific Research	2,313	-
Defense, Department of	Direct		N00014-17-1-2296	12.300	Basic and Applied Scientific Research	(12,656)	-
Defense, Department of	Direct		N00014-17-1-2364	12.300	Basic and Applied Scientific Research	121,634	-
Defense, Department of	Direct		N00014-17-1-2491	12.300	Basic and Applied Scientific Research	143,318	-
Defense, Department of	Direct		N00014-17-1-2747	12.300	Basic and Applied Scientific Research	(3,500)	11,016
Defense, Department of	Direct		N00014-17-1-2982	12.300	Basic and Applied Scientific Research	10,192	-
Defense, Department of	Direct		N00014-17-1-2992	12.300	Basic and Applied Scientific Research	582,930	-
Defense, Department of	Direct		N00014-17-1-2998	12.300	Basic and Applied Scientific Research	103,746	-
Defense, Department of	Direct		N00014-18-1-2010	12.300	Basic and Applied Scientific Research	119,332	-
Defense, Department of	Direct		N00014-18-1-2015	12.300	Basic and Applied Scientific Research	74,124	-
Defense, Department of	Direct		N00014-18-1-2020	12.300	Basic and Applied Scientific Research	166,708	-
Defense, Department of	Direct		N00014-18-1-2141	12.300	Basic and Applied Scientific Research	332,396	-
Defense, Department of	Direct		N00014-18-1-2211	12.300	Basic and Applied Scientific Research	205,447	-
Defense, Department of	Direct		N00014-18-1-2330	12.300	Basic and Applied Scientific Research	239,857	-
Defense, Department of	Direct		N00014-18-1-2333	12.300	Basic and Applied Scientific Research	108,909	-

University of Michigan
Schedule of Expenditures of Federal Awards
For the Year Ended June 30, 2021

Cluster Title/Federal Grantor/Program	Type	Pass-Through Grantor	Award Identifier	Assistance Listing		Federal Expenditures	Passed-Through to Subrecipients
				Number	Assistance Listing Program Title		
Defense, Department of	Direct		N00014-18-1-2337	12.300	Basic and Applied Scientific Research	249,539	-
Defense, Department of	Direct		N00014-18-1-2477	12.300	Basic and Applied Scientific Research	(2,868)	-
Defense, Department of	Direct		N00014-18-1-2499	12.300	Basic and Applied Scientific Research	100,740	-
Defense, Department of	Direct		N00014-18-1-2501	12.300	Basic and Applied Scientific Research	184,819	-
Defense, Department of	Direct		N00014-18-1-2536	12.300	Basic and Applied Scientific Research	140,786	-
Defense, Department of	Direct		N00014-18-1-2544	12.300	Basic and Applied Scientific Research	17,903	-
Defense, Department of	Direct		N00014-18-1-2575	12.300	Basic and Applied Scientific Research	282,284	-
Defense, Department of	Direct		N00014-18-1-2656	12.300	Basic and Applied Scientific Research	118,978	-
Defense, Department of	Direct		N00014-18-1-2699	12.300	Basic and Applied Scientific Research	45,118	-
Defense, Department of	Direct		N00014-18-1-2703	12.300	Basic and Applied Scientific Research	166,656	-
Defense, Department of	Direct		N00014-18-1-2867	12.300	Basic and Applied Scientific Research	9,082	-
Defense, Department of	Direct		N00014-18-1-2868	12.300	Basic and Applied Scientific Research	249,153	-
Defense, Department of	Direct		N00014-18-1-2876	12.300	Basic and Applied Scientific Research	792,087	-
Defense, Department of	Direct		N00014-19-1-2017	12.300	Basic and Applied Scientific Research	66,733	-
Defense, Department of	Direct		N00014-19-1-2086	12.300	Basic and Applied Scientific Research	169,484	-
Defense, Department of	Direct		N00014-19-1-2149	12.300	Basic and Applied Scientific Research	644,832	-
Defense, Department of	Direct		N00014-19-1-2149	12.300	Basic and Applied Scientific Research	97,851	-
Defense, Department of	Direct		N00014-19-1-2171	12.300	Basic and Applied Scientific Research	(886)	-
Defense, Department of	Direct		N00014-19-1-2202	12.300	Basic and Applied Scientific Research	169,274	-
Defense, Department of	Direct		N00014-19-1-2225	12.300	Basic and Applied Scientific Research	185,906	-
Defense, Department of	Direct		N00014-19-1-2249	12.300	Basic and Applied Scientific Research	152,885	-
Defense, Department of	Direct		N00014-19-1-2262	12.300	Basic and Applied Scientific Research	223,070	-
Defense, Department of	Direct		N00014-19-1-2273	12.300	Basic and Applied Scientific Research	276,176	150,238
Defense, Department of	Direct		N00014-19-1-2365	12.300	Basic and Applied Scientific Research	(4,208)	-
Defense, Department of	Direct		N00014-19-1-2459	12.300	Basic and Applied Scientific Research	38,561	-
Defense, Department of	Direct		N00014-19-1-2667	12.300	Basic and Applied Scientific Research	554,010	-
Defense, Department of	Direct		N00014-19-1-2670	12.300	Basic and Applied Scientific Research	20,556	-
Defense, Department of	Direct		N00014-19-1-2712	12.300	Basic and Applied Scientific Research	108,899	-
Defense, Department of	Direct		N00014-20-1-2044	12.300	Basic and Applied Scientific Research	88,654	-
Defense, Department of	Direct		N00014-20-1-2096/PO 4720006426	12.300	Basic and Applied Scientific Research	128,670	-
Defense, Department of	Direct		N00014-20-1-2114	12.300	Basic and Applied Scientific Research	96,922	-
Defense, Department of	Direct		N00014-20-1-2234	12.300	Basic and Applied Scientific Research	118,240	-
Defense, Department of	Direct		N00014-20-1-2281	12.300	Basic and Applied Scientific Research	23,119	-
Defense, Department of	Direct		N00014-20-1-2286	12.300	Basic and Applied Scientific Research	311,463	-
Defense, Department of	Direct		N00014-20-1-2395	12.300	Basic and Applied Scientific Research	114,465	-
Defense, Department of	Direct		N00014-20-1-2476	12.300	Basic and Applied Scientific Research	407,774	-
Defense, Department of	Direct		N00014-20-1-2479	12.300	Basic and Applied Scientific Research	899,983	295,635
Defense, Department of	Direct		N00014-20-1-2658	12.300	Basic and Applied Scientific Research	319,890	-
Defense, Department of	Direct		N00014-21-1-2033	12.300	Basic and Applied Scientific Research	146,698	-
Defense, Department of	Direct		N00014-21-1-2061	12.300	Basic and Applied Scientific Research	36,875	-
Defense, Department of	Direct		N00014-21-1-2118	12.300	Basic and Applied Scientific Research	33,575	-
Defense, Department of	Direct		N00014-21-1-2135	12.300	Basic and Applied Scientific Research	21,912	-
Defense, Department of	Direct		N00014-21-1-2149	12.300	Basic and Applied Scientific Research	4,460	-
Defense, Department of	Direct		N00164-20-1-2007	12.300	Basic and Applied Scientific Research	102,656	61,778
Defense, Department of	Direct		N00173-16-1-G022	12.300	Basic and Applied Scientific Research	(38,837)	-
Defense, Department of	Direct		N00173-18-1-G006	12.300	Basic and Applied Scientific Research	108,077	-
Defense, Department of	Direct		N00173-18-2-C009	12.300	Basic and Applied Scientific Research	151,472	-
Defense, Department of	Direct		N00174-18-1-0007	12.300	Basic and Applied Scientific Research	12,650	-
Defense, Department of	Direct		N00174-19-1-0017	12.300	Basic and Applied Scientific Research	114,679	-
Defense, Department of	Pass-Through American Lightweight Materials Manufacturing Innovation Institute		A012-01	12.300	Basic and Applied Scientific Research	6,434	-
Defense, Department of	Pass-Through American Lightweight Materials Manufacturing Innovation Institute		Sub-Award Agreement 0001	12.300	Basic and Applied Scientific Research	(606)	-
Defense, Department of	Pass-Through Boston University		4500002613	12.300	Basic and Applied Scientific Research	19,488	-
Defense, Department of	Pass-Through Carnegie-Mellon University		1140217-441215	12.300	Basic and Applied Scientific Research	24,224	-
Defense, Department of	Pass-Through Iowa State University of Science and Technology (aka Iowa State University)		4212021A	12.300	Basic and Applied Scientific Research	130,355	-
Defense, Department of	Pass-Through North Dakota State University		FAR0033631	12.300	Basic and Applied Scientific Research	384,328	-
Defense, Department of	Pass-Through Purdue University		13000648-033	12.300	Basic and Applied Scientific Research	7,525	-
Defense, Department of	Pass-Through Texas A & M University		M1803207	12.300	Basic and Applied Scientific Research	(766)	-
Defense, Department of	Pass-Through University of California - Los Angeles		0160 G VA521	12.300	Basic and Applied Scientific Research	219,984	-
Defense, Department of	Pass-Through University of Minnesota		A006141805	12.300	Basic and Applied Scientific Research	298,198	-
Defense, Department of	Pass-Through University of Pennsylvania		4526765	12.300	Basic and Applied Scientific Research	902,435	-
Defense, Department of	Pass-Through University of Wisconsin		824K390	12.300	Basic and Applied Scientific Research	92,797	-
						\$ 13,321,538	\$ 661,135
Defense, Department of	Direct		HDTRA1-15-1-0045	12.351	Scientific Research - Combating Weapons of Mass Destruction	\$ 459,823	\$ 383,021
Defense, Department of	Direct		HDTRA1-16-1-0004	12.351	Scientific Research - Combating Weapons of Mass Destruction	71,211	-
Defense, Department of	Pass-Through Pennsylvania State University		S21-01	12.351	Scientific Research - Combating Weapons of Mass Destruction	294,501	-
						\$ 825,535	\$ 383,021
Defense, Department of	Direct		W81XWH-13-1-0377	12.420	Military Medical Research and Development	\$ 308,393	\$ 280,696
Defense, Department of	Direct		W81XWH-14-1-0005	12.420	Military Medical Research and Development	253,785	75,124
Defense, Department of	Direct		W81XWH-14-1-0362	12.420	Military Medical Research and Development	555,484	-
Defense, Department of	Direct		W81XWH-15-1-0194	12.420	Military Medical Research and Development	17,703	-
Defense, Department of	Direct		W81XWH-15-1-0222	12.420	Military Medical Research and Development	80	-
Defense, Department of	Direct		W81XWH-15-1-0503	12.420	Military Medical Research and Development	24,857	-

University of Michigan
 Schedule of Expenditures of Federal Awards
 For the Year Ended June 30, 2021

Cluster Title/Federal Grantor/Program	Type	Pass-Through Grantor	Award Identifier	Assistance Listing		Federal Expenditures	Passed-Through to Subrecipients
				Number	Assistance Listing Program Title		
Defense, Department of	Direct		W81XWH-15-1-0689	12,420	Military Medical Research and Development	33,241	-
Defense, Department of	Direct		W81XWH-16-1-0551	12,420	Military Medical Research and Development	34,727	-
Defense, Department of	Direct		W81XWH-16-1-0571	12,420	Military Medical Research and Development	41,654	-
Defense, Department of	Direct		W81XWH-16-1-0574	12,420	Military Medical Research and Development	11,700	-
Defense, Department of	Direct		W81XWH-16-1-0587	12,420	Military Medical Research and Development	94,836	5,130
Defense, Department of	Direct		W81XWH-16-1-0648	12,420	Military Medical Research and Development	10,964	-
Defense, Department of	Direct		W81XWH-16-1-0752	12,420	Military Medical Research and Development	17,805	-
Defense, Department of	Direct		W81XWH-16-2-0051	12,420	Military Medical Research and Development	(1,652)	-
Defense, Department of	Direct		W81XWH-17-1-0171	12,420	Military Medical Research and Development	155,550	-
Defense, Department of	Direct		W81-XWH-17-1-0224	12,420	Military Medical Research and Development	(814)	-
Defense, Department of	Direct		W81XWH-17-1-0494	12,420	Military Medical Research and Development	138,786	48,639
Defense, Department of	Direct		W81XWH-17-1-0496	12,420	Military Medical Research and Development	(38,554)	-
Defense, Department of	Direct		W81XWH-17-1-0575	12,420	Military Medical Research and Development	164,570	7,516
Defense, Department of	Direct		W81XWH-17-1-0641	12,420	Military Medical Research and Development	300,871	-
Defense, Department of	Direct		W81XWH-17-1-0655	12,420	Military Medical Research and Development	(1,727)	-
Defense, Department of	Direct		W81XWH-17-1-0701	12,420	Military Medical Research and Development	76,630	-
Defense, Department of	Direct		W81XWH-17-2-0012	12,420	Military Medical Research and Development	446,827	-
Defense, Department of	Direct		W81XWH-18-1-0005	12,420	Military Medical Research and Development	223,288	-
Defense, Department of	Direct		W81XWH-18-1-0033	12,420	Military Medical Research and Development	628,656	-
Defense, Department of	Direct		W81XWH-18-1-0180	12,420	Military Medical Research and Development	279,089	-
Defense, Department of	Direct		W81XWH-18-1-0219	12,420	Military Medical Research and Development	158,983	-
Defense, Department of	Direct		W81XWH-18-1-0275	12,420	Military Medical Research and Development	51,690	-
Defense, Department of	Direct		W81XWH1810346	12,420	Military Medical Research and Development	242,612	-
Defense, Department of	Direct		W81XWH-18-1-0407	12,420	Military Medical Research and Development	46,990	36,583
Defense, Department of	Direct		W81XWH1810453	12,420	Military Medical Research and Development	219,573	-
Defense, Department of	Direct		W81XWH-18-1-0487	12,420	Military Medical Research and Development	158,701	-
Defense, Department of	Direct		W81XWH1810567	12,420	Military Medical Research and Development	254,291	-
Defense, Department of	Direct		W81XWH1810587	12,420	Military Medical Research and Development	362,740	-
Defense, Department of	Direct		W81XWH1810656	12,420	Military Medical Research and Development	351,935	132,104
Defense, Department of	Direct		W81XWH-18-1-0721	12,420	Military Medical Research and Development	11,748	-
Defense, Department of	Direct		W81XWH-18-2-0038	12,420	Military Medical Research and Development	45,719	25,017
Defense, Department of	Direct		W81XWH1910093	12,420	Military Medical Research and Development	117,051	-
Defense, Department of	Direct		W81XWH1910094	12,420	Military Medical Research and Development	47,765	-
Defense, Department of	Direct		W81XWH1910162	12,420	Military Medical Research and Development	223,638	-
Defense, Department of	Direct		W81XWH1910407/0011332752-0001	12,420	Military Medical Research and Development	220,007	-
Defense, Department of	Direct		W81XWH1910424	12,420	Military Medical Research and Development	326,937	-
Defense, Department of	Direct		W81XWH19-1-0528	12,420	Military Medical Research and Development	369,532	-
Defense, Department of	Direct		W81XWH19-1-0529	12,420	Military Medical Research and Development	92,712	-
Defense, Department of	Direct		W81XWH19-1-0530	12,420	Military Medical Research and Development	51,493	-
Defense, Department of	Direct		W81XWH19-1-0623	12,420	Military Medical Research and Development	108,399	-
Defense, Department of	Direct		W81XWH2010107	12,420	Military Medical Research and Development	779,879	70,543
Defense, Department of	Direct		W81XWH-20-1-0108	12,420	Military Medical Research and Development	199,586	-
Defense, Department of	Direct		W81XWH2010155	12,420	Military Medical Research and Development	105,992	-
Defense, Department of	Direct		W81XWH2010172	12,420	Military Medical Research and Development	122,238	-
Defense, Department of	Direct		W81XWH-20-1-0213	12,420	Military Medical Research and Development	161,509	-
Defense, Department of	Direct		W81XWH-20-1-0336	12,420	Military Medical Research and Development	297,137	129,367
Defense, Department of	Direct		W81XWH2010405	12,420	Military Medical Research and Development	328,484	-
Defense, Department of	Direct		W81XWH2010436	12,420	Military Medical Research and Development	42,124	-
Defense, Department of	Direct		W81XWH2010496	12,420	Military Medical Research and Development	222,393	-
Defense, Department of	Direct		W81XWH2010547	12,420	Military Medical Research and Development	117,410	-
Defense, Department of	Direct		W81XWH2010571	12,420	Military Medical Research and Development	359,153	-
Defense, Department of	Direct		W81XWH2010572	12,420	Military Medical Research and Development	270,926	-
Defense, Department of	Direct		W81XWH2010614	12,420	Military Medical Research and Development	126,113	-
Defense, Department of	Direct		W81XWH2010629	12,420	Military Medical Research and Development	145,288	-
Defense, Department of	Direct		W81XWH2010663	12,420	Military Medical Research and Development	337,868	-
Defense, Department of	Direct		W81XWH-20-1-0832	12,420	Military Medical Research and Development	95,889	-
Defense, Department of	Direct		W81XWH2010859	12,420	Military Medical Research and Development	45,859	-
Defense, Department of	Direct		W81XWH-21-1-0040	12,420	Military Medical Research and Development	164,963	-
Defense, Department of	Direct		W81XWH2110122	12,420	Military Medical Research and Development	39,892	-
Defense, Department of	Direct		W81XWH2110293	12,420	Military Medical Research and Development	59,535	-
Defense, Department of	Direct		W81XWH-21-1-0429	12,420	Military Medical Research and Development	6,991	-
Defense, Department of	Pass-Through	Angion Biomedica Corp	Subcontractor Agreement	12,420	Military Medical Research and Development	140,395	-
Defense, Department of	Pass-Through	Brigham and Women's Hospital	117951	12,420	Military Medical Research and Development	11,219	-
Defense, Department of	Pass-Through	Brigham and Women's Hospital	117951	12,420	Military Medical Research and Development	12,518	-
Defense, Department of	Pass-Through	Case Western Reserve University	RES509313	12,420	Military Medical Research and Development	275,643	-
Defense, Department of	Pass-Through	DENVER RESEARCH INSTITUTE	MSRC-FY19-05	12,420	Military Medical Research and Development	11,331	-
Defense, Department of	Pass-Through	Indiana University	IN4386948UM/PO25931	12,420	Military Medical Research and Development	910,484	32,353
Defense, Department of	Pass-Through	Johns Hopkins University	W81XWH2010353	12,420	Military Medical Research and Development	4,007	-
Defense, Department of	Pass-Through	Mayo Clinic	UMI-281519/PO #67938702	12,420	Military Medical Research and Development	1,994	-
Defense, Department of	Pass-Through	Memorial Sloan-Kettering Cancer Center (MSKCC)	BD520591E	12,420	Military Medical Research and Development	123,926	-
Defense, Department of	Pass-Through	Memorial Sloan-Kettering Cancer Center (MSKCC)	W81XWH1520018	12,420	Military Medical Research and Development	(3,954)	-
Defense, Department of	Pass-Through	New York University Grossman School of Medicine	20-A0-00-1003912/N210436942	12,420	Military Medical Research and Development	9,458	-

University of Michigan
Schedule of Expenditures of Federal Awards
For the Year Ended June 30, 2021

Cluster Title/Federal Grantor/Program	Type	Pass-Through Grantor	Award Identifier	Assistance Listing		Federal Expenditures	Passed-Through to Subrecipients
				Number	Assistance Listing Program Title		
Defense, Department of	Pass-Through	Northern California Institute for Research & Education, Inc. (NCIRE)	WEI1808-1818	12.420	Military Medical Research and Development	175	-
Defense, Department of	Pass-Through	Northern California Institute for Research & Education, Inc. (NCIRE)	WEI1872-03, Ref # 095447	12.420	Military Medical Research and Development	4,810	-
Defense, Department of	Pass-Through	Ohio State University, The	60078849	12.420	Military Medical Research and Development	13,471	-
Defense, Department of	Pass-Through	Ohio Willow Wood Co	W81XWH-17-1-0704-SA01	12.420	Military Medical Research and Development	128,841	-
Defense, Department of	Pass-Through	Oregon Health and Science University	1011056_UMICH	12.420	Military Medical Research and Development	3,266	-
Defense, Department of	Pass-Through	Oregon Health and Science University	1011056_UMICH	12.420	Military Medical Research and Development	8,755	-
Defense, Department of	Pass-Through	The University of Texas Health Science Center at San Antonio	159425 / 155536	12.420	Military Medical Research and Development	(1,502)	-
Defense, Department of	Pass-Through	University of Alabama	000507860-002	12.420	Military Medical Research and Development	21,476	-
Defense, Department of	Pass-Through	University of Delaware	47471	12.420	Military Medical Research and Development	55,763	-
Defense, Department of	Pass-Through	University of Louisville Research Foundation, Inc.	ULRF_20-0810-01	12.420	Military Medical Research and Development	12,241	-
Defense, Department of	Pass-Through	University of Nebraska	35-1905-2046-001	12.420	Military Medical Research and Development	87,574	-
Defense, Department of	Pass-Through	University of Pennsylvania	578015	12.420	Military Medical Research and Development	38,434	-
Defense, Department of	Pass-Through	University of Pittsburgh	0056666 (413614-6)	12.420	Military Medical Research and Development	11,962	-
Defense, Department of	Pass-Through	University of Rochester	417438 / URFAO: GR510636	12.420	Military Medical Research and Development	27,535	-
Defense, Department of	Pass-Through	University of Utah	10040357-00/PO U000038463	12.420	Military Medical Research and Development	68,217	-
Defense, Department of	Pass-Through	University of Virginia	GG12337 PO#2327028	12.420	Military Medical Research and Development	69,916	-
Defense, Department of	Pass-Through	Veterans Education & Research Assoc of MI (VERAM)	UMSub-2001	12.420	Military Medical Research and Development	96,620	-
Defense, Department of	Pass-Through	Veterans Education & Research Assoc of MI (VERAM)	V-SUBUM-1602	12.420	Military Medical Research and Development	(37)	-
Defense, Department of	Pass-Through	Veterans Education & Research Assoc of MI (VERAM)	V-VUBUM-1601	12.420	Military Medical Research and Development	(762)	-
						\$ 13,412,270	\$ 843,072
Defense, Department of	Direct		W911NF-13-1-0387	12.431	Basic Scientific Research	\$ 8,293	\$ (968)
Defense, Department of	Direct		W911NF-15-1-0554	12.431	Basic Scientific Research	(483)	-
Defense, Department of	Direct		W911NF-16-1-0044	12.431	Basic Scientific Research	166,477	-
Defense, Department of	Direct		W911NF-16-1-0340	12.431	Basic Scientific Research	(25,943)	-
Defense, Department of	Direct		W911NF-17-1-0109	12.431	Basic Scientific Research	94,124	-
Defense, Department of	Direct		W911NF-17-1-0312	12.431	Basic Scientific Research	1,669,584	1,065,646
Defense, Department of	Direct		W911NF-18-1-0061	12.431	Basic Scientific Research	115,507	-
Defense, Department of	Direct		W911NF1810162	12.431	Basic Scientific Research	69,194	-
Defense, Department of	Direct		W911NF1810167	12.431	Basic Scientific Research	88,868	-
Defense, Department of	Direct		W911NF1810208	12.431	Basic Scientific Research	1,289,731	686,856
Defense, Department of	Direct		W911NF1810299	12.431	Basic Scientific Research	375,625	-
Defense, Department of	Direct		W911NF1810339	12.431	Basic Scientific Research	122,727	-
Defense, Department of	Direct		W911NF-18-1-0397	12.431	Basic Scientific Research	100,332	-
Defense, Department of	Direct		W911NF1910027	12.431	Basic Scientific Research	121,705	-
Defense, Department of	Direct		W911NF1910114	12.431	Basic Scientific Research	42,895	-
Defense, Department of	Direct		W911NF-19-1-0279	12.431	Basic Scientific Research	1,134,563	571,992
Defense, Department of	Direct		W911NF1910337	12.431	Basic Scientific Research	118,107	-
Defense, Department of	Direct		W911NF1920045	12.431	Basic Scientific Research	116,317	-
Defense, Department of	Direct		W911NF1920195	12.431	Basic Scientific Research	204,919	-
Defense, Department of	Direct		W911-NF-19-2-0208	12.431	Basic Scientific Research	80,009	-
Defense, Department of	Direct		W911NF2010001	12.431	Basic Scientific Research	55,200	-
Defense, Department of	Direct		W911NF2010147	12.431	Basic Scientific Research	56,102	-
Defense, Department of	Direct		W911NF2010150	12.431	Basic Scientific Research	158,951	-
Defense, Department of	Direct		W911NF2010196	12.431	Basic Scientific Research	60,000	-
Defense, Department of	Direct		W911NF-20-1-0297	12.431	Basic Scientific Research	44,794	-
Defense, Department of	Direct		W911NF2110057	12.431	Basic Scientific Research	32,919	-
Defense, Department of	Direct		W911NF2110116	12.431	Basic Scientific Research	29,634	-
Defense, Department of	Direct		W911NF2110149	12.431	Basic Scientific Research	16,096	-
Defense, Department of	Direct		W911NF2110207	12.431	Basic Scientific Research	35,970	-
Defense, Department of	Direct		W911NF2110337	12.431	Basic Scientific Research	8,946	-
Defense, Department of	Direct		W911NF2120111	12.431	Basic Scientific Research	9,589	-
Defense, Department of	Pass-Through	George Mason University	E2030471	12.431	Basic Scientific Research	102,603	-
Defense, Department of	Pass-Through	Georgia Institute of Technology	AWD-101190-G6	12.431	Basic Scientific Research	38,509	-
Defense, Department of	Pass-Through	Montana Technological University (Montana Tech)	SB28550-A	12.431	Basic Scientific Research	53,395	-
Defense, Department of	Pass-Through	Ohio State University, The	60071169/GR115535	12.431	Basic Scientific Research	103,215	-
Defense, Department of	Pass-Through	University of California - Santa Barbara	KK1811	12.431	Basic Scientific Research	171,218	-
Defense, Department of	Pass-Through	University of California-San Diego	703606	12.431	Basic Scientific Research	62,249	-
Defense, Department of	Pass-Through	University of Minnesota	A006827501	12.431	Basic Scientific Research	322,661	-
Defense, Department of	Pass-Through	University of Minnesota	A008126201	12.431	Basic Scientific Research	19,905	-
Defense, Department of	Pass-Through	University of Minnesota	A008178001	12.431	Basic Scientific Research	318,380	-
Defense, Department of	Pass-Through	University of Southern California	118827538	12.431	Basic Scientific Research	194,481	-
Defense, Department of	Pass-Through	University of Wisconsin	623K070	12.431	Basic Scientific Research	64,842	-
						\$ 7,852,210	\$ 2,323,526
Defense, Department of	Direct		FA9453-17-2-0010	12.560	DOD, NDEP, DOTC-STEM Education Outreach Implementation	\$ 9,170	\$ -
Defense, Department of	Direct		ST1409-18-03	12.617	Economic Adjustment Assistance for State Governments	(50)	(50)
Defense, Department of	Direct		ST1409-19-04 (HQ00051910044)	12.617	Economic Adjustment Assistance for State Governments	657,943	263,138
						\$ 657,893	\$ 263,088
Defense, Department of	Direct		W911NF2020087	12.630	Basic, Applied, and Advanced Research in Science and Engineering	\$ 82,240	\$ -
Defense, Department of	Direct		W912HZ2120011	12.630	Basic, Applied, and Advanced Research in Science and Engineering	41,263	-

University of Michigan
Schedule of Expenditures of Federal Awards
For the Year Ended June 30, 2021

Cluster Title/Federal Grantor/Program	Type	Pass-Through Grantor	Award Identifier	Assistance Listing		Assistance Listing Program Title	Federal Expenditures	Passed-Through to Subrecipients
				Number				
Defense, Department of	Pass-Through	American Lightweight Materials Manufacturing Innovation Institute	0007	12.630		Basic, Applied, and Advanced Research in Science and Engineering	(7,755)	-
Defense, Department of	Pass-Through	Digital Manufacturing and Design Innovation Institute	2020-04-C	12.630		Basic, Applied, and Advanced Research in Science and Engineering	30,000	-
							\$ 145,748	\$ -
Defense, Department of	Pass-Through	Henry M. Jackson Foundation for the Advancement of Military Medicine, Inc (HJF)	2879	12.750		Uniformed Services University Medical Research Projects	(6,733)	-
Defense, Department of	Pass-Through	Henry M. Jackson Foundation for the Advancement of Military Medicine, Inc (HJF)	4826	12.750		Uniformed Services University Medical Research Projects	(3,724)	-
Defense, Department of	Pass-Through	Henry M. Jackson Foundation for the Advancement of Military Medicine, Inc (HJF)	5341	12.750		Uniformed Services University Medical Research Projects	2,544,948	-
Defense, Department of	Pass-Through	Henry M. Jackson Foundation for the Advancement of Military Medicine, Inc (HJF)	5695	12.750		Uniformed Services University Medical Research Projects	80,478	-
Defense, Department of	Pass-Through	Indiana University	IN-4486955-UM/PO0021119	12.750		Uniformed Services University Medical Research Projects	28,391	-
Defense, Department of	Pass-Through	The Geneva Foundation	S-11044-01	12.750		Uniformed Services University Medical Research Projects	25,398	-
							\$ 2,668,758	\$ -
Defense, Department of	Direct		FA2386-18-1-4086	12.800		Air Force Defense Research Sciences Program	93,800	-
Defense, Department of	Direct		FA8650-17-2-2208	12.800		Air Force Defense Research Sciences Program	616,575	122,550
Defense, Department of	Direct		FA8650-19-2-2213	12.800		Air Force Defense Research Sciences Program	44,117	-
Defense, Department of	Direct		FA8750-19-2-0006	12.800		Air Force Defense Research Sciences Program	31	-
Defense, Department of	Direct		FA9550-14-1-0249	12.800		Air Force Defense Research Sciences Program	16,677	1,315
Defense, Department of	Direct		FA9550-14-1-0380	12.800		Air Force Defense Research Sciences Program	352,684	-
Defense, Department of	Direct		FA9550-15-1-0039	12.800		Air Force Defense Research Sciences Program	17,518	-
Defense, Department of	Direct		FA9550-15-1-0097	12.800		Air Force Defense Research Sciences Program	(9,096)	-
Defense, Department of	Direct		FA9550-16-1-0087	12.800		Air Force Defense Research Sciences Program	453,942	258,157
Defense, Department of	Direct		FA9550-16-1-0265	12.800		Air Force Defense Research Sciences Program	(818)	-
Defense, Department of	Direct		FA9550-16-1-0272	12.800		Air Force Defense Research Sciences Program	(551)	-
Defense, Department of	Direct		FA9550-16-1-0312	12.800		Air Force Defense Research Sciences Program	181,561	-
Defense, Department of	Direct		FA9550-17-1-0035	12.800		Air Force Defense Research Sciences Program	(240)	-
Defense, Department of	Direct		FA9550-17-1-0172	12.800		Air Force Defense Research Sciences Program	4,302	-
Defense, Department of	Direct		FA9550-17-1-0195	12.800		Air Force Defense Research Sciences Program	707,038	420,092
Defense, Department of	Direct		FA9550-17-1-0208	12.800		Air Force Defense Research Sciences Program	36,336	-
Defense, Department of	Direct		FA9550-17-1-0284	12.800		Air Force Defense Research Sciences Program	70,126	-
Defense, Department of	Direct		FA9550-17-1-0457	12.800		Air Force Defense Research Sciences Program	124,447	-
Defense, Department of	Direct		FA9550-18-1-0028	12.800		Air Force Defense Research Sciences Program	179,096	40,369
Defense, Department of	Direct		FA9550-18-1-0091	12.800		Air Force Defense Research Sciences Program	49,928	-
Defense, Department of	Direct		FA9550-18-1-0131	12.800		Air Force Defense Research Sciences Program	77,321	-
Defense, Department of	Direct		FA9550-18-1-0153	12.800		Air Force Defense Research Sciences Program	89,358	-
Defense, Department of	Direct		FA9550-18-1-0162	12.800		Air Force Defense Research Sciences Program	206,916	-
Defense, Department of	Direct		FA9550-18-1-0168	12.800		Air Force Defense Research Sciences Program	213,667	-
Defense, Department of	Direct		FA9550-18-1-0171	12.800		Air Force Defense Research Sciences Program	19,930	-
Defense, Department of	Direct		FA9550-18-1-0180	12.800		Air Force Defense Research Sciences Program	49,322	47,087
Defense, Department of	Direct		FA9550-18-1-0315	12.800		Air Force Defense Research Sciences Program	114,414	-
Defense, Department of	Direct		FA9550-18-1-0343	12.800		Air Force Defense Research Sciences Program	174,692	-
Defense, Department of	Direct		FA9550-18-1-0434	12.800		Air Force Defense Research Sciences Program	19,253	-
Defense, Department of	Direct		FA9550-18-1-0466	12.800		Air Force Defense Research Sciences Program	81,184	-
Defense, Department of	Direct		FA9550-18-1-0476	12.800		Air Force Defense Research Sciences Program	208,678	-
Defense, Department of	Direct		FA9550-19-1-0013	12.800		Air Force Defense Research Sciences Program	132,819	-
Defense, Department of	Direct		FA9550-19-1-0022	12.800		Air Force Defense Research Sciences Program	98,776	-
Defense, Department of	Direct		FA9550-19-1-0026	12.800		Air Force Defense Research Sciences Program	76,784	-
Defense, Department of	Direct		FA9550-19-1-0029	12.800		Air Force Defense Research Sciences Program	211,749	-
Defense, Department of	Direct		FA9550-19-1-0072	12.800		Air Force Defense Research Sciences Program	246,019	-
Defense, Department of	Direct		FA9550-19-1-0123	12.800		Air Force Defense Research Sciences Program	(741)	-
Defense, Department of	Direct		FA9550-19-1-0175	12.800		Air Force Defense Research Sciences Program	223,372	-
Defense, Department of	Direct		FA9550-19-1-0186	12.800		Air Force Defense Research Sciences Program	1,227	-
Defense, Department of	Direct		FA9550-19-1-0267	12.800		Air Force Defense Research Sciences Program	114,219	48,518
Defense, Department of	Direct		FA9550-19-1-0320	12.800		Air Force Defense Research Sciences Program	11,059	-
Defense, Department of	Direct		FA9550-20-1-0014	12.800		Air Force Defense Research Sciences Program	106,041	-
Defense, Department of	Direct		FA9550-20-1-0028	12.800		Air Force Defense Research Sciences Program	183,740	81,186
Defense, Department of	Direct		FA9550-20-1-0045	12.800		Air Force Defense Research Sciences Program	145,171	-
Defense, Department of	Direct		FA9550-20-1-0214	12.800		Air Force Defense Research Sciences Program	123,381	-
Defense, Department of	Direct		FA9550-20-1-0265	12.800		Air Force Defense Research Sciences Program	68,823	-
Defense, Department of	Direct		FA9550-20-1-0380	12.800		Air Force Defense Research Sciences Program	255,319	-
Defense, Department of	Direct		FA9550-20-1-0385	12.800		Air Force Defense Research Sciences Program	41,847	-
Defense, Department of	Direct		FA9550-20-1-0406	12.800		Air Force Defense Research Sciences Program	82,170	-
Defense, Department of	Direct		FA9550-20-1-0425	12.800		Air Force Defense Research Sciences Program	42,138	-
Defense, Department of	Direct		FA9550-21-1-0032	12.800		Air Force Defense Research Sciences Program	80,790	-
Defense, Department of	Direct		FA9550-21-1-0065	12.800		Air Force Defense Research Sciences Program	67,562	-
Defense, Department of	Direct		FA9550-21-1-0166	12.800		Air Force Defense Research Sciences Program	51,157	-
Defense, Department of	Direct		FA9550-21-1-0184	12.800		Air Force Defense Research Sciences Program	14,929	-
Defense, Department of	Pass-Through	Massachusetts Institute of Technology	5710003831	12.800		Air Force Defense Research Sciences Program	145,137	-
Defense, Department of	Pass-Through	Michigan State University	RC108022UM	12.800		Air Force Defense Research Sciences Program	305,706	-
Defense, Department of	Pass-Through	Ohio State University, The	60072253	12.800		Air Force Defense Research Sciences Program	103,491	-
Defense, Department of	Pass-Through	Ohio State University, The	60077514	12.800		Air Force Defense Research Sciences Program	99,415	-
Defense, Department of	Pass-Through	The City University of New York (CUNY)	CM00001530-00	12.800		Air Force Defense Research Sciences Program	249,026	-
Defense, Department of	Pass-Through	The University of Texas at Austin	UTA21-000025	12.800		Air Force Defense Research Sciences Program	10,583	-

University of Michigan
Schedule of Expenditures of Federal Awards
For the Year Ended June 30, 2021

Cluster Title/Federal Grantor/Program	Type	Pass-Through Grantor	Award Identifier	Assistance Listing		Federal Expenditures	Passed-Through to Subrecipients
				Number	Assistance Listing Program Title		
Defense, Department of	Pass-Through	The University of Texas at San Antonio (UTSA)	1000002216	12.800	Air Force Defense Research Sciences Program	470	-
Defense, Department of	Pass-Through	University of California - Los Angeles	0205 G XA212	12.800	Air Force Defense Research Sciences Program	53,208	-
Defense, Department of	Pass-Through	University of California - Los Angeles	0205 G XA213	12.800	Air Force Defense Research Sciences Program	165,567	-
Defense, Department of	Pass-Through	University of California-Santa Cruz	A19-0790-S001	12.800	Air Force Defense Research Sciences Program	39,002	-
Defense, Department of	Pass-Through	University of Colorado Boulder	1553899	12.800	Air Force Defense Research Sciences Program	172,813	-
Defense, Department of	Pass-Through	University of Illinois-Urbana-Champaign	084272-16074	12.800	Air Force Defense Research Sciences Program	283,530	-
Defense, Department of	Pass-Through	University of Maryland, College Park	58333-Z8143003	12.800	Air Force Defense Research Sciences Program	21,884	-
Defense, Department of	Pass-Through	University of New Mexico	271704-871E	12.800	Air Force Defense Research Sciences Program	314,041	-
						\$ 8,534,432	\$ 1,019,274
Defense, Department of	Direct		FA8650-19-1-7997	12.901	Mathematical Sciences Grants	\$ 121,723	\$ -
Defense, Department of	Direct		H98230-19-1-0117	12.901	Mathematical Sciences Grants	2,400	-
Defense, Department of	Direct		H98230-20-1-0018 CLIN0001 AA	12.901	Mathematical Sciences Grants	35,451	-
						\$ 159,574	\$ -
Defense, Department of	Direct		D16AP00004	12.910	Research and Technology Development	\$ 3,658	\$ -
Defense, Department of	Direct		D18AP00076	12.910	Research and Technology Development	127,556	-
Defense, Department of	Direct		D19AP00079	12.910	Research and Technology Development	231,806	-
Defense, Department of	Direct		FA8750-19-1-0501	12.910	Research and Technology Development	216,339	171,918
Defense, Department of	Direct		HR00111720067	12.910	Research and Technology Development	831,611	-
Defense, Department of	Direct		HR00112010010	12.910	Research and Technology Development	79,360	-
Defense, Department of	Direct		HR00112020011	12.910	Research and Technology Development	560,539	12,115
Defense, Department of	Direct		N66001-16-1-4006	12.910	Research and Technology Development	202,540	71,325
Defense, Department of	Direct		N66001-16-1-4029	12.910	Research and Technology Development	(21,972)	-
Defense, Department of	Direct		W56HZV-14-2-0001	12.910	Research and Technology Development	2,713	-
Defense, Department of	Direct		W56HZV-19-2-0001	12.910	Research and Technology Development	6,886,383	3,495,398
Defense, Department of	Direct		W911NF-17-1-0060	12.910	Research and Technology Development	4,482	2,641
Defense, Department of	Direct		W911NF-18-2-0266	12.910	Research and Technology Development	11,667	-
Defense, Department of	Pass-Through	Arizona State University	ASUB00000087	12.910	Research and Technology Development	1,167,920	-
Defense, Department of	Pass-Through	Arizona State University	ASUB00000494	12.910	Research and Technology Development	305,358	-
Defense, Department of	Pass-Through	Defense, Department of-Air Force, Department of the	FA8650-18-2-7844	12.910	Research and Technology Development	1,611,779	535,072
Defense, Department of	Pass-Through	Defense, Department of-Air Force, Department of the	FA8650-18-2-7864	12.910	Research and Technology Development	2,323,239	1,001,755
Defense, Department of	Pass-Through	Duke University	3130713	12.910	Research and Technology Development	(5,824)	-
Defense, Department of	Pass-Through	Interior, Department of the	D18AP00066	12.910	Research and Technology Development	308,837	-
Defense, Department of	Pass-Through	Interior, Department of the	D18AP00071	12.910	Research and Technology Development	6,283	-
Defense, Department of	Pass-Through	Oregon State University	X0212A-A	12.910	Research and Technology Development	26,145	-
Defense, Department of	Pass-Through	University of California - Berkeley	00010217	12.910	Research and Technology Development	46,259	-
Defense, Department of	Pass-Through	University of California - Los Angeles	0145 G YA123	12.910	Research and Technology Development	182,261	-
Defense, Department of	Pass-Through	University of California - Los Angeles	105 G XA294	12.910	Research and Technology Development	71,098	-
Defense, Department of	Pass-Through	University of California - San Francisco	11962SC	12.910	Research and Technology Development	148,329	-
Defense, Department of	Pass-Through	University of California-San Diego	104629610 (S9001976)	12.910	Research and Technology Development	193,357	-
Defense, Department of	Pass-Through	University of Pennsylvania	574468	12.910	Research and Technology Development	242,985	-
Defense, Department of	Pass-Through	University of Wisconsin	0000000444	12.910	Research and Technology Development	188,543	-
						\$ 15,953,251	\$ 5,290,224
Defense, Department of	Direct		20-EPA-RQ-03	12.RD		\$ 64,753	\$ -
Defense, Department of	Direct		FA8650-16-C-5235	12.RD		(1,539)	-
Defense, Department of	Direct		FA8650-19-C-1831	12.RD		108,846	-
Defense, Department of	Direct		FA8650-19-C-9105	12.RD		1,060,072	-
Defense, Department of	Direct		FA8750-19-C-0531	12.RD		226,803	-
Defense, Department of	Direct		FA9550-20-1-0191	12.RD		275,208	-
Defense, Department of	Direct		Goodson IPA	12.RD		134,505	-
Defense, Department of	Direct		H98230-21-1-0020	12.RD		30,169	-
Defense, Department of	Direct		HDTRA1-17-C-0001	12.RD		(293)	-
Defense, Department of	Direct		HDTRA1-17-C-0001	12.RD		568,101	519,072
Defense, Department of	Direct		HDTRA1-17-C-0001-CLIN4001	12.RD		141,095	-
Defense, Department of	Direct		HDTRA117C0046/CLIN003	12.RD		8,380	-
Defense, Department of	Direct		HDTRA117C0046/CLIN004	12.RD		223,089	-
Defense, Department of	Direct		HDTRA118C0073	12.RD		631,039	-
Defense, Department of	Direct		HDTRA118C0073	12.RD		583,320	-
Defense, Department of	Direct		HDTRA119C0054	12.RD		302,586	-
Defense, Department of	Direct		HR001118C0019	12.RD		197,576	177,440
Defense, Department of	Direct		N00014-18-C-1025	12.RD		198,128	-
Defense, Department of	Direct		N00014-19-C-1029	12.RD		108,971	-
Defense, Department of	Direct		N00014-19-C-1029	12.RD		18,833	-
Defense, Department of	Direct		N00140-06-G-0028	12.RD		3,100	-
Defense, Department of	Direct		N6133120D0003	12.RD		288,328	-
Defense, Department of	Direct		N6133120D0003	12.RD		18,203	-
Defense, Department of	Direct		N6600120C4026	12.RD		295,259	-
Defense, Department of	Direct		W81EWF10541885	12.RD		15,533	-
Defense, Department of	Direct		W81XWH-17-C-0246	12.RD		143,223	-
Defense, Department of	Direct		W81XWH1810078	12.RD		793,781	-
Defense, Department of	Direct		W81XWH1810443	12.RD		188,705	-
Defense, Department of	Direct		W81XWH2110039	12.RD		166,572	-
Defense, Department of	Direct		W911QY-15-C-0053	12.RD		121,917	-

University of Michigan
Schedule of Expenditures of Federal Awards
For the Year Ended June 30, 2021

Cluster Title/Federal Grantor/Program	Type	Pass-Through Grantor	Award Identifier	Assistance Listing Number	Assistance Listing Program Title	Federal Expenditures	Passed-Through to Subrecipients
Defense, Department of	Direct		W912HQ19P0097	12.RD		14,976	-
Defense, Department of	Direct		W912HZ20P0107	12.RD		120,880	-
Defense, Department of	Pass-Through	Daniel H. Wagner Associates, Inc.	129541-0001	12.RD		113,261	-
Defense, Department of	Pass-Through	Eagle Harbor Technologies, Inc.	Research Agreement	12.RD		42,888	-
Defense, Department of	Pass-Through	Eaton Corporation	0011-43541	12.RD		20,411	-
Defense, Department of	Pass-Through	Eaton Corporation	0011-44566	12.RD		61,332	-
Defense, Department of	Pass-Through	ERC, Inc.	PS190002	12.RD		(14,195)	-
Defense, Department of	Pass-Through	Georgia Institute of Technology	AWD-001331-S7	12.RD		68,612	-
Defense, Department of	Pass-Through	Great Lakes Sound and Vibration	GLSV09436	12.RD		4,289	-
Defense, Department of	Pass-Through	H3D, Inc.	Research Agreement	12.RD		22,746	-
Defense, Department of	Pass-Through	Innoveering, LLC,	5212-01	12.RD		20,986	-
Defense, Department of	Pass-Through	Innoveering, LLC,	N6833521C0077	12.RD		41,328	-
Defense, Department of	Pass-Through	Innovision LLC	Research Agreement	12.RD		81,399	-
Defense, Department of	Pass-Through	iReprogram, LLC	Roundtable Research Agreement	12.RD		88,475	-
Defense, Department of	Pass-Through	Johns Hopkins University	151533	12.RD		210,918	106,677
Defense, Department of	Pass-Through	Kapteyn-Murrane Laboratories, Inc	Res Agrmt # 19953	12.RD		(3,632)	-
Defense, Department of	Pass-Through	Kitware, Inc	K003088-00-S06	12.RD		14,398	-
Defense, Department of	Pass-Through	Leidos, Inc.	P010183085	12.RD		29,580	-
Defense, Department of	Pass-Through	Leidos, Inc.	P010217713	12.RD		633,286	-
Defense, Department of	Pass-Through	Martin Defense Group	SCN09767	12.RD		456,486	-
Defense, Department of	Pass-Through	Montana State University	CS000241	12.RD		200,048	-
Defense, Department of	Pass-Through	National Center for Manufacturing Sciences	201968-140995	12.RD		43,744	-
Defense, Department of	Pass-Through	Oceanografic de Valencia	Subaward Contract	12.RD		110,290	-
Defense, Department of	Pass-Through	Optimal Solutions	Research Agreement	12.RD		22,704	-
Defense, Department of	Pass-Through	Palo Alto Research Center (PARC)	P315663	12.RD		14,346	-
Defense, Department of	Pass-Through	Radiation Monitoring Devices, Inc.	RMD Subcontract C19-22	12.RD		92,688	-
Defense, Department of	Pass-Through	SenSigma LLC	Roundtable Research Agreement	12.RD		74,536	-
Defense, Department of	Pass-Through	SRI International	PO55018	12.RD		27,176	-
Defense, Department of	Pass-Through	Stealth Software Technologies, Inc.	Subcontract Agreement	12.RD		76,852	-
Defense, Department of	Pass-Through	The Feinstein Institutes for Medical Research	500773UM	12.RD		10,527	-
Defense, Department of	Pass-Through	Toyon Research Corporation	SC20-F187-1	12.RD		(4,772)	-
Defense, Department of	Pass-Through	Toyon Research Corporation	SC21F222-1-P662	12.RD		60,114	-
Defense, Department of	Pass-Through	UES, Inc.	S-977-07K-001	12.RD		16,692	-
Defense, Department of	Pass-Through	University of California - San Francisco	11180sc	12.RD		20,026	-
Defense, Department of	Pass-Through	University of Dayton	RSC17064	12.RD		(656)	-
Defense, Department of	Pass-Through	University of Illinois-Urbana-Champaign	078122-15632	12.RD		430,546	-
Defense, Department of	Pass-Through	Wayne State University	WSU18060	12.RD		(806)	-
Defense, Department of	Pass-Through	Wayne State University	WSU18080	12.RD		(33,942)	-
Defense, Department of	Pass-Through	Westat, Inc.	6367-S01/W81XWH-15-C-0128	12.RD		(18,735)	-
Defense, Department of	Pass-Through	Wright State University	670956-1	12.RD		58,588	-
Defense, Department of	Pass-Through	Xallent, LLC	140D0419C0096	12.RD		46,641	-
			Total Defense, Department of			\$ 10,189,294	\$ 803,189
						\$ 73,729,673	\$ 11,586,529
Housing and Urban Development, Department of	Pass-Through	Johns Hopkins University	JHU Grant 19740/Task Order #7	14.506	General Research and Technology Activity	\$ 698,721	\$ -
Housing and Urban Development, Department of	Pass-Through	Michigan, State of, Civil Rights, Department of	Memorandum of Understanding	14.RD		\$ 15,264	\$ -
			Total Housing and Urban Development, Department of			\$ 713,985	\$ -
Interior, Department of the	Direct		G20AC00114-01	15.808	U.S. Geological Survey Research and Data Collection	\$ 72,667	\$ -
Interior, Department of the	Direct		G20AC00454	15.808	U.S. Geological Survey Research and Data Collection	32,275	-
						\$ 104,942	\$ -
Interior, Department of the	Direct		G19AC00138	15.810	National Cooperative Geologic Mapping	\$ 15,844	\$ -
Interior, Department of the	Direct		P18AC00009	15.944	Natural Resource Stewardship	\$ 26,785	\$ -
Interior, Department of the	Direct		Josh Miller IPA	15.RD		\$ 4,707	\$ -
			Total Interior, Department of the			\$ 152,278	\$ -
Justice, Department of	Direct		2016-WL-AX-0029	16.524	Legal Assistance for Victims	\$ 155,084	\$ 15,557
Justice, Department of	Direct		2020-WA-AX-0011	16.525	Grants to Reduce Domestic Violence, Dating Violence, Sexual Assault, and Stalking on Campus	\$ 23,237	\$ -
Justice, Department of	Direct		2017-CK-BX-0002	16.560	National Institute of Justice Research, Evaluation, and Development Project Grants	156,746	-
Justice, Department of	Direct		2019-MU-MU-0004	16.560	National Institute of Justice Research, Evaluation, and Development Project Grants	83,725	7,284
Justice, Department of	Direct		2020-VA-CX-0004	16.560	National Institute of Justice Research, Evaluation, and Development Project Grants	57,870	-
Justice, Department of	Pass-Through	Michigan State University	RC105817 UM	16.560	National Institute of Justice Research, Evaluation, and Development Project Grants	121,432	-
Justice, Department of	Pass-Through	Michigan State University	RC109364 - UM	16.560	National Institute of Justice Research, Evaluation, and Development Project Grants	9,479	-
Justice, Department of	Pass-Through	University of Pittsburgh Medical Center (UPMC)	CNVA0059288(413841-4)	16.560	National Institute of Justice Research, Evaluation, and Development Project Grants	295,329	-
						\$ 724,581	\$ 7,284

University of Michigan
Schedule of Expenditures of Federal Awards
For the Year Ended June 30, 2021

Cluster Title/Federal Grantor/Program	Type	Pass-Through Grantor	Award Identifier	Assistance Listing		Assistance Listing Program Title	Passed-Through	
				Number			Federal Expenditures	to Subrecipients
Justice, Department of	Direct		2019-FA-BX-0011	16.746		Capital Case Litigation Initiative	\$ 118,333	\$ -
Justice, Department of	Pass-Through Michigan, State of, State Police		COAP-18-01	16.754		Harold Rogers Prescription Drug Monitoring Program	\$ 100,739	\$ -
Justice, Department of	Direct		2019-YS-BX-K001	16.839		STOP School Violence	\$ 1,452,974	\$ 320,725
Justice, Department of	Direct		DJO-BJS-17-RO-0253	16.RD			\$ 2,804,181	\$ -
Justice, Department of	Pass-Through Hamilton Community Health Network		2017-AJ-BX-0007	16.RD			\$ 51,017	\$ -
			Total Justice, Department of				\$ 2,855,198	\$ -
							\$ 5,430,146	\$ 343,566
Labor, Department of	Pass-Through UnidosUS		Counselant Agreement	17.270		Reentry Employment Opportunities	\$ 27,795	\$ -
			Total Labor, Department of				\$ 27,795	\$ -
State, Department of	Direct		S-LMAQM-15-GR-1129	19.345		International Programs to Support Democracy, Human Rights and Labor	\$ (113)	\$ 223
State, Department of	Direct		SLMAQM20GR2132	19.345		International Programs to Support Democracy, Human Rights and Labor	\$ 373,690	\$ -
							\$ 373,577	\$ 223
State, Department of	Pass-Through Princeton University		SUB0000247	19.500		Middle East Partnership Initiative	\$ 110,447	\$ -
State, Department of	Pass-Through Princeton University		SUB0000379	19.500		Middle East Partnership Initiative	\$ 86,744	\$ -
State, Department of	Pass-Through Princeton University		SUB0000470	19.500		Middle East Partnership Initiative	\$ 11,751	\$ -
							\$ 208,942	\$ -
State, Department of	Pass-Through Psiphon Inc		Roundtable Research Agreement	19.RD			\$ 22,822	\$ -
			Total State, Department of				\$ 605,341	\$ 223
Transportation, Department of	Direct		692M15204002	20.108		Aviation Research Grants	\$ 50,430	\$ -
Transportation, Department of	Direct		692M152140001	20.108		Aviation Research Grants	\$ 83,572	\$ -
							\$ 134,002	\$ -
Transportation, Department of	Pass-Through Georgia Institute of Technology		AWD-001222-G1	20.109		Air Transportation Centers of Excellence	\$ 94,929	\$ -
Transportation, Department of	Pass-Through Crash Avoidance Metrics Partnership (CAMP)		CAMP0000329	20.200		Highway Research and Development Program	\$ 66,781	\$ -
Transportation, Department of	Direct		693JJ32145054	20.215		Highway Training and Education	\$ 5,000	\$ -
Transportation, Department of	Direct		69A3551747105	20.701		University Transportation Centers Program	\$ 2,850,366	\$ 1,496,999
Transportation, Department of	Direct		693JJ319C000009	20.RD			\$ 337,151	\$ -
Transportation, Department of	Direct		693JJ921D000016	20.RD			\$ 5,619	\$ -
Transportation, Department of	Direct		693JJ921D000021	20.RD			\$ 251	\$ -
Transportation, Department of	Direct		DTNH221400329L/693JJ919F000166	20.RD			\$ 280,396	\$ -
Transportation, Department of	Direct		DTNH221400329L/693JJ919F000214	20.RD			\$ 1,219,728	\$ -
Transportation, Department of	Direct		DTNH2214D00329L693JJ918F000224	20.RD			\$ 691,616	\$ -
Transportation, Department of	Direct		DTNH2214D00329L693JJ918F000226	20.RD			\$ 108,256	\$ 68,257
Transportation, Department of	Direct		DTNH2215D00017/693JJ918F000234	20.RD			\$ 612,862	\$ 23,442
Transportation, Department of	Direct		DTNH2215D00017/693JJ919F000139	20.RD			\$ 420,357	\$ 4,613
Transportation, Department of	Direct		DTNH2217D00041/693JJ920F000195	20.RD			\$ 129,093	\$ -
Transportation, Department of	Pass-Through Michigan, State of, Transportation, Department of		2016-0068 Z2	20.RD			\$ (11,038)	\$ -
Transportation, Department of	Pass-Through Michigan, State of, Transportation, Department of		2021-0200	20.RD			\$ 7,149	\$ -
Transportation, Department of	Pass-Through Michigan, State of, Transportation, Department of		2021-0409	20.RD			\$ 173,031	\$ -
Transportation, Department of	Pass-Through Mitre Corporation		125094 TO # 2-135713	20.RD			\$ 2,209	\$ -
			Total Transportation, Department of				\$ 3,976,680	\$ 96,312
							\$ 7,127,758	\$ 1,593,311
Treasury, Department of the	Direct		20-LITC0343-03-00	21.008		Low Income Taxpayer Clinics	\$ 22,305	\$ -
Treasury, Department of the	Direct		21-LITC0506-01-00	21.008		Low Income Taxpayer Clinics	\$ 72,758	\$ -
							\$ 95,063	\$ -
Treasury, Department of the	Pass-Through Michigan Public Health Institute		Agreement	21.RD			\$ 363,026	\$ -
Treasury, Department of the	Pass-Through Michigan, State of, Health and Human Services, Department of		E20204709- 00	21.RD			\$ 1,723	\$ -
							\$ 364,749	\$ -
			Total Treasury, Department of the				\$ 459,812	\$ -
Library of Congress	Direct		GA16C0089	42.RD			\$ 232,385	\$ -
			Total Library of Congress				\$ 232,385	\$ -
National Aeronautics and Space Administration	Direct		80NSSC17K0015	43.001	Science		\$ 223,937	\$ 9,083.00
National Aeronautics and Space Administration	Direct		80NSSC17K0116	43.001	Science		\$ 43,165	\$ -
National Aeronautics and Space Administration	Direct		80NSSC17K0212	43.001	Science		\$ 37,725	\$ 16,329
National Aeronautics and Space Administration	Direct		80NSSC17K0323	43.001	Science		\$ 5,709	\$ -
National Aeronautics and Space Administration	Direct		80NSSC17K0380	43.001	Science		\$ 5,709	\$ -
National Aeronautics and Space Administration	Direct		80NSSC17K0382	43.001	Science		\$ 5,709	\$ -
National Aeronautics and Space Administration	Direct		80NSSC17K0453	43.001	Science		\$ 5,443	\$ -
National Aeronautics and Space Administration	Direct		80NSSC17K0493	43.001	Science		\$ (164)	\$ -
National Aeronautics and Space Administration	Direct		80NSSC17K0604	43.001	Science		\$ 5,248	\$ -
National Aeronautics and Space Administration	Direct		80NSSC17K0681	43.001	Science		\$ 189,627	\$ 27,577
National Aeronautics and Space Administration	Direct		80NSSC17K0686	43.001	Science		\$ 169,815	\$ 65,416
National Aeronautics and Space Administration	Direct		80NSSC17K0728	43.001	Science		\$ 129,370	\$ -
National Aeronautics and Space Administration	Direct		80NSSC18K0377	43.001	Science		\$ (586)	\$ -
National Aeronautics and Space Administration	Direct		80NSSC18K0551	43.001	Science		\$ 68,300	\$ -

University of Michigan
 Schedule of Expenditures of Federal Awards
 For the Year Ended June 30, 2021

Cluster Title/Federal Grantor/Program	Type	Pass-Through Grantor	Award Identifier	Assistance Listing		Assistance Listing Program Title	Federal Expenditures	Passed-Through to Subrecipients
				Number				
National Aeronautics and Space Administration	Direct		80NSSC18K0647	43.001	Science		149,125	-
National Aeronautics and Space Administration	Direct		80NSSC18K0717	43.001	Science		89,198	-
National Aeronautics and Space Administration	Direct		80NSSC18K0802	43.001	Science		37,244	-
National Aeronautics and Space Administration	Direct		80NSSC18K0882	43.001	Science		1,221	-
National Aeronautics and Space Administration	Direct		80NSSC18K0900	43.001	Science		77,454	-
National Aeronautics and Space Administration	Direct		80NSSC18K0978	43.001	Science		17,275	-
National Aeronautics and Space Administration	Direct		80NSSC18K0986	43.001	Science		47,118	-
National Aeronautics and Space Administration	Direct		80NSSC18K1000	43.001	Science		42,475	-
National Aeronautics and Space Administration	Direct		80NSSC18K1005	43.001	Science		72,790	-
National Aeronautics and Space Administration	Direct		80NSSC18K1033	43.001	Science		188,538	17,555
National Aeronautics and Space Administration	Direct		80NSSC18K1060	43.001	Science		128,211	19,972
National Aeronautics and Space Administration	Direct		80NSSC18K1120	43.001	Science		44,541	-
National Aeronautics and Space Administration	Direct		80NSSC18K1121	43.001	Science		44,541	-
National Aeronautics and Space Administration	Direct		80NSSC18K1137	43.001	Science		103,099	-
National Aeronautics and Space Administration	Direct		80NSSC18K1208	43.001	Science		152,684	56,106
National Aeronautics and Space Administration	Direct		80NSSC18K1238	43.001	Science		43,816	-
National Aeronautics and Space Administration	Direct		80NSSC18K1240	43.001	Science		121,665	-
National Aeronautics and Space Administration	Direct		80NSSC18K1280	43.001	Science		163,299	-
National Aeronautics and Space Administration	Direct		80NSSC18K1363	43.001	Science		116,494	-
National Aeronautics and Space Administration	Direct		80NSSC18K1454	43.001	Science		7,055	-
National Aeronautics and Space Administration	Direct		80NSSC18K1553	43.001	Science		164,941	78,148
National Aeronautics and Space Administration	Direct		80NSSC18K1596	43.001	Science		147,789	-
National Aeronautics and Space Administration	Direct		80NSSC18K1604	43.001	Science		14,541	-
National Aeronautics and Space Administration	Direct		80NSSC18K1617	43.001	Science		24,735	-
National Aeronautics and Space Administration	Direct		80NSSC18K1641	43.001	Science		27,050	-
National Aeronautics and Space Administration	Direct		80NSSC19K0003	43.001	Science		(21,114)	-
National Aeronautics and Space Administration	Direct		80NSSC19K0092	43.001	Science		82,602	-
National Aeronautics and Space Administration	Direct		80NSSC19K0168	43.001	Science		20,982	-
National Aeronautics and Space Administration	Direct		80NSSC19K0169	43.001	Science		33,537	-
National Aeronautics and Space Administration	Direct		80NSSC19K0204	43.001	Science		37,270	-
National Aeronautics and Space Administration	Direct		80NSSC19K0373	43.001	Science		116,339	-
National Aeronautics and Space Administration	Direct		80NSSC19K0457	43.001	Science		88,393	-
National Aeronautics and Space Administration	Direct		80NSSC19K0564	43.001	Science		51,901	-
National Aeronautics and Space Administration	Direct		80NSSC19K0579	43.001	Science		92,095	-
National Aeronautics and Space Administration	Direct		80NSSC19K0608	43.001	Science		243,694	21,108
National Aeronautics and Space Administration	Direct		80NSSC19K0640	43.001	Science		15,071	-
National Aeronautics and Space Administration	Direct		80NSSC19K0747	43.001	Science		57,020	-
National Aeronautics and Space Administration	Direct		80NSSC19K0782	43.001	Science		74,341	-
National Aeronautics and Space Administration	Direct		80NSSC19K0948	43.001	Science		76,936	-
National Aeronautics and Space Administration	Direct		80NSSC19K1013	43.001	Science		174,112	-
National Aeronautics and Space Administration	Direct		80NSSC19K1098	43.001	Science		151	-
National Aeronautics and Space Administration	Direct		80NSSC19K1331	43.001	Science		44,961	-
National Aeronautics and Space Administration	Direct		80NSSC19K1433	43.001	Science		44,682	-
National Aeronautics and Space Administration	Direct		80NSSC19K1446	43.001	Science		24,155	-
National Aeronautics and Space Administration	Direct		80NSSC19K1472	43.001	Science		89,980	-
National Aeronautics and Space Administration	Direct		80NSSC19K1526	43.001	Science		43,487	-
National Aeronautics and Space Administration	Direct		80NSSC19K1530	43.001	Science		50,151	-
National Aeronautics and Space Administration	Direct		80NSSC19K1534	43.001	Science		50,151	-
National Aeronautics and Space Administration	Direct		80NSSC19K1654	43.001	Science		48,861	-
National Aeronautics and Space Administration	Direct		80NSSC20K0032	43.001	Science		90,099	-
National Aeronautics and Space Administration	Direct		80NSSC20K0062	43.001	Science		107,050	-
National Aeronautics and Space Administration	Direct		80NSSC20K0185	43.001	Science		131,952	-
National Aeronautics and Space Administration	Direct		80NSSC20K0190	43.001	Science		95,316	6,773
National Aeronautics and Space Administration	Direct		80NSSC20K0353	43.001	Science		77,197	-
National Aeronautics and Space Administration	Direct		80NSSC20K0409	43.001	Science		186,788	42,152
National Aeronautics and Space Administration	Direct		80NSSC20K0509	43.001	Science		67,889	-
National Aeronautics and Space Administration	Direct		80NSSC20K0510	43.001	Science		47,488	-
National Aeronautics and Space Administration	Direct		80NSSC20K0568	43.001	Science		89,974	-
National Aeronautics and Space Administration	Direct		80NSSC20K0600	43.001	Science		623,336	76,375
National Aeronautics and Space Administration	Direct		80NSSC20K0651	43.001	Science		124,674	20,159
National Aeronautics and Space Administration	Direct		80NSSC20K0659	43.001	Science		62,611	-
National Aeronautics and Space Administration	Direct		80NSSC20K0854	43.001	Science		51,004	-
National Aeronautics and Space Administration	Direct		80NSSC20K0877	43.001	Science		68,241	-
National Aeronautics and Space Administration	Direct		80NSSC20K0883	43.001	Science		44,394	-
National Aeronautics and Space Administration	Direct		80NSSC20K0929	43.001	Science		111,959	-
National Aeronautics and Space Administration	Direct		80NSSC20K0980	43.001	Science		51,865	36,595
National Aeronautics and Space Administration	Direct		80NSSC20K1014	43.001	Science		28,258	-
National Aeronautics and Space Administration	Direct		80NSSC20K1063	43.001	Science		62,206	-
National Aeronautics and Space Administration	Direct		80NSSC20K1135	43.001	Science		29,416	9,314
National Aeronautics and Space Administration	Direct		80NSSC20K1148	43.001	Science		14,757	-
National Aeronautics and Space Administration	Direct		80NSSC20K1257	43.001	Science		22,674	-
National Aeronautics and Space Administration	Direct		80NSSC20K1286	43.001	Science		975	-

University of Michigan
Schedule of Expenditures of Federal Awards
For the Year Ended June 30, 2021

Cluster Title/Federal Grantor/Program	Type	Pass-Through Grantor	Award Identifier	Assistance Listing		Assistance Listing Program Title	Federal Expenditures	Passed-Through to Subrecipients
				Number				
National Aeronautics and Space Administration	Direct		80NSSC20K1313	43.001	Science		65,644	-
National Aeronautics and Space Administration	Direct		80NSSC20K1504	43.001	Science		38,044	-
National Aeronautics and Space Administration	Direct		80NSSC20K1541	43.001	Science		44,106	-
National Aeronautics and Space Administration	Direct		80NSSC20K1581	43.001	Science		228,960	32,777
National Aeronautics and Space Administration	Direct		80NSSC20K1615	43.001	Science		38,196	-
National Aeronautics and Space Administration	Direct		80NSSC20K1778	43.001	Science		58,761	-
National Aeronautics and Space Administration	Direct		80NSSC20K1779	43.001	Science		77,603	8,571
National Aeronautics and Space Administration	Direct		80NSSC20K1849	43.001	Science		60,911	-
National Aeronautics and Space Administration	Direct		80NSSC21K0041	43.001	Science		10,222	-
National Aeronautics and Space Administration	Direct		80NSSC21K0047	43.001	Science		3,224	-
National Aeronautics and Space Administration	Direct		80NSSC21K0052	43.001	Science		1,162	-
National Aeronautics and Space Administration	Direct		80NSSC21K0097	43.001	Science		4,930	-
National Aeronautics and Space Administration	Direct		80NSSC21K0111	43.001	Science		1,002	-
National Aeronautics and Space Administration	Direct		80NSSC21K0517	43.001	Science		33,444	-
National Aeronautics and Space Administration	Direct		80NSSC21K0786	43.001	Science		21,969	-
National Aeronautics and Space Administration	Direct		80NSSC21K0906	43.001	Science		195	-
National Aeronautics and Space Administration	Direct		NNX14AF90G	43.001	Science		(3,417)	-
National Aeronautics and Space Administration	Direct		NNX15AB73G	43.001	Science		(450)	-
National Aeronautics and Space Administration	Direct		NNX15AJ39G	43.001	Science		57,515	-
National Aeronautics and Space Administration	Direct		NNX15AJ68G	43.001	Science		6,622	-
National Aeronautics and Space Administration	Direct		NNX15AK79G	43.001	Science		(1,231)	-
National Aeronautics and Space Administration	Direct		NNX15AL01G	43.001	Science		(64)	-
National Aeronautics and Space Administration	Direct		NNX15AQ16G	43.001	Science		27,226	-
National Aeronautics and Space Administration	Direct		NNX16AB47G	43.001	Science		13,082	-
National Aeronautics and Space Administration	Direct		NNX16AB48G	43.001	Science		79,504	80,348
National Aeronautics and Space Administration	Direct		NNX16AC01G	43.001	Science		106,639	-
National Aeronautics and Space Administration	Direct		NNX16AC66A	43.001	Science		1,020,715	-
National Aeronautics and Space Administration	Direct		NNX16AD43G	43.001	Science		81,513	-
National Aeronautics and Space Administration	Direct		NNX16AE38G	43.001	Science		64,705	-
National Aeronautics and Space Administration	Direct		NNX16AF23G	43.001	Science		534	-
National Aeronautics and Space Administration	Direct		NNX16AH01G	43.001	Science		(2)	-
National Aeronautics and Space Administration	Direct		NNX16AH47G	43.001	Science		53	-
National Aeronautics and Space Administration	Direct		NNX16AI19G	43.001	Science		(113)	-
National Aeronautics and Space Administration	Direct		NNX16AJ54G	43.001	Science		121,379	66,654
National Aeronautics and Space Administration	Direct		NNX16AJ67G	43.001	Science		28,698	1,587
National Aeronautics and Space Administration	Direct		NNX16AL12G	43.001	Science		150,504	40,282
National Aeronautics and Space Administration	Direct		NNX16AM99G	43.001	Science		(486)	-
National Aeronautics and Space Administration	Direct		NNX16AP04H	43.001	Science		(856)	-
National Aeronautics and Space Administration	Direct		NNX16AQ04G	43.001	Science		37,443	-
National Aeronautics and Space Administration	Direct		NNX17AB87G	43.001	Science		9,907	-
National Aeronautics and Space Administration	Direct		NNX17AD37G	43.001	Science		116,980	41,273
National Aeronautics and Space Administration	Direct		NNX17AD66G	43.001	Science		20,450	-
National Aeronautics and Space Administration	Direct		NNX17AE31G	43.001	Science		26,894	-
National Aeronautics and Space Administration	Direct		NNX17AE57G	43.001	Science		34,832	-
National Aeronautics and Space Administration	Direct		NNX17AF21G	43.001	Science		3,712	-
National Aeronautics and Space Administration	Direct		NNX17AG25G	43.001	Science		116	638
National Aeronautics and Space Administration	Direct		NNX17AH55G	43.001	Science		128,597	13,594
National Aeronautics and Space Administration	Direct		NNX17AH97G	43.001	Science		30,832	-
National Aeronautics and Space Administration	Direct		NNX17AI48G	43.001	Science		178,316	-
National Aeronautics and Space Administration	Direct		NNX17AK19G	43.001	Science		281,491	77,669
National Aeronautics and Space Administration	Direct		NNX17AL23G	43.001	Science		197,247	183,497
National Aeronautics and Space Administration	Pass-Through Auburn University		19-PHY-209382-UM	43.001	Science		3,438	-
National Aeronautics and Space Administration	Pass-Through Boston University		4500003543	43.001	Science		42,119	-
National Aeronautics and Space Administration	Pass-Through California Institute of Technology		S380136	43.001	Science		4,472	-
National Aeronautics and Space Administration	Pass-Through George Mason University		E2048402	43.001	Science		727	-
National Aeronautics and Space Administration	Pass-Through Jet Propulsion Laboratory		1662233	43.001	Science		1,496	-
National Aeronautics and Space Administration	Pass-Through Michigan Technological University		1609082Z2	43.001	Science		9,791	-
National Aeronautics and Space Administration	Pass-Through North Carolina State University		2019-3043-01	43.001	Science		34,649	-
National Aeronautics and Space Administration	Pass-Through Northern Arizona University		1004366-01	43.001	Science		87,716	-
National Aeronautics and Space Administration	Pass-Through Ohio State University, The		60066837 (RF01588100)	43.001	Science		74,817	-
National Aeronautics and Space Administration	Pass-Through Ohio State University, The		60078489	43.001	Science		12,638	-
National Aeronautics and Space Administration	Pass-Through Planetary Science Institute		1705-MICH	43.001	Science		28,127	-
National Aeronautics and Space Administration	Pass-Through Planetary Science Institute		1724-MICH	43.001	Science		36,765	-
National Aeronautics and Space Administration	Pass-Through Predictive Science Inc.		Research Agreement	43.001	Science		4,577	-
National Aeronautics and Space Administration	Pass-Through Predictive Science Inc.		Research Agrmt dtd 12/1/17	43.001	Science		3,197	-
National Aeronautics and Space Administration	Pass-Through Princeton University		SUB0000306	43.001	Science		19,695	-
National Aeronautics and Space Administration	Pass-Through Smithsonian Institution		AR0-21009X	43.001	Science		48,363	-
National Aeronautics and Space Administration	Pass-Through Smithsonian Institution		AR0-21011X	43.001	Science		4,655	-
National Aeronautics and Space Administration	Pass-Through Smithsonian Institution		AR1-22007X	43.001	Science		24,059	-
National Aeronautics and Space Administration	Pass-Through Smithsonian Institution		AR8-19017X	43.001	Science		4,130	-
National Aeronautics and Space Administration	Pass-Through Smithsonian Institution		AR9-20006X	43.001	Science		20,317	-
National Aeronautics and Space Administration	Pass-Through Smithsonian Institution		DD8-19103X	43.001	Science		1,198	-

University of Michigan
Schedule of Expenditures of Federal Awards
For the Year Ended June 30, 2021

Cluster Title/Federal Grantor/Program	Type	Pass-Through Grantor	Award Identifier	Assistance Listing		Assistance Listing Program Title	Federal Expenditures	Passed-Through to Subrecipients
				Number				
National Aeronautics and Space Administration	Pass-Through Smithsonian Institution		DD9-20106X	43.001	Science		4,725	-
National Aeronautics and Space Administration	Pass-Through Smithsonian Institution		DD9-20107X	43.001	Science		21,724	-
National Aeronautics and Space Administration	Pass-Through Smithsonian Institution		DD9-20110X	43.001	Science		2,231	-
National Aeronautics and Space Administration	Pass-Through Smithsonian Institution		GO0-21013X	43.001	Science		12,239	-
National Aeronautics and Space Administration	Pass-Through Smithsonian Institution		GO0-21045X	43.001	Science		12,409	-
National Aeronautics and Space Administration	Pass-Through Smithsonian Institution		GO0-21086X	43.001	Science		7,330	-
National Aeronautics and Space Administration	Pass-Through Smithsonian Institution		GO0-21091X	43.001	Science		19,974	-
National Aeronautics and Space Administration	Pass-Through Smithsonian Institution		GO0-21097X	43.001	Science		32,998	-
National Aeronautics and Space Administration	Pass-Through Smithsonian Institution		GO0-21109X	43.001	Science		9,973	-
National Aeronautics and Space Administration	Pass-Through Smithsonian Institution		GO1-22096A	43.001	Science		17,593	-
National Aeronautics and Space Administration	Pass-Through Smithsonian Institution		GO7-18042X	43.001	Science		15,697	-
National Aeronautics and Space Administration	Pass-Through Smithsonian Institution		GO7-18072X	43.001	Science		3,116	-
National Aeronautics and Space Administration	Pass-Through Smithsonian Institution		GO7-18119X	43.001	Science		(305)	-
National Aeronautics and Space Administration	Pass-Through Smithsonian Institution		GO8-19019X	43.001	Science		(1,300)	-
National Aeronautics and Space Administration	Pass-Through Smithsonian Institution		GO8-19021X	43.001	Science		14,793	-
National Aeronautics and Space Administration	Pass-Through Smithsonian Institution		GO8-19027A	43.001	Science		31,626	-
National Aeronautics and Space Administration	Pass-Through Smithsonian Institution		GO8-19031X	43.001	Science		22,785	-
National Aeronautics and Space Administration	Pass-Through Smithsonian Institution		GO8-19078X	43.001	Science		9,760	-
National Aeronautics and Space Administration	Pass-Through Smithsonian Institution		GO8-19095X	43.001	Science		37,450	-
National Aeronautics and Space Administration	Pass-Through Smithsonian Institution		GO9-20027A	43.001	Science		16,685	-
National Aeronautics and Space Administration	Pass-Through Smithsonian Institution		GO9-20032X	43.001	Science		24,754	-
National Aeronautics and Space Administration	Pass-Through Smithsonian Institution		GO9-20074X	43.001	Science		4,718	-
National Aeronautics and Space Administration	Pass-Through Smithsonian Institution		GO9-20096X	43.001	Science		47,828	-
National Aeronautics and Space Administration	Pass-Through Smithsonian Institution		GO9-20100X	43.001	Science		14,466	-
National Aeronautics and Space Administration	Pass-Through Smithsonian Institution		SP8-19003X	43.001	Science		47,200	-
National Aeronautics and Space Administration	Pass-Through Smithsonian Institution		SV6-86010	43.001	Science		67,559	-
National Aeronautics and Space Administration	Pass-Through Smithsonian Institution		TM9-20006X	43.001	Science		(349)	-
National Aeronautics and Space Administration	Pass-Through Southwest Research Institute		M99032CEP	43.001	Science		88,113	-
National Aeronautics and Space Administration	Pass-Through Southwest Research Institute		N99065ZO	43.001	Science		39	-
National Aeronautics and Space Administration	Pass-Through SRI International		119-000260	43.001	Science		39,277	-
National Aeronautics and Space Administration	Pass-Through The President and Fellows of Harvard College aka Harvard University		SV0-09005	43.001	Science		3,046	-
National Aeronautics and Space Administration	Pass-Through The University of Texas at Austin		UTA18-000984	43.001	Science		75,293	-
National Aeronautics and Space Administration	Pass-Through Universities Space Research Association (USRA)		02310-01	43.001	Science		34,961	-
National Aeronautics and Space Administration	Pass-Through University of Alaska Fairbanks		UAF 19-0126	43.001	Science		27,881	-
National Aeronautics and Space Administration	Pass-Through University of Arizona		56701	43.001	Science		4,701	-
National Aeronautics and Space Administration	Pass-Through University of California - Berkeley		00009760	43.001	Science		19,305	-
National Aeronautics and Space Administration	Pass-Through University of California - Los Angeles		2090 G XA259	43.001	Science		61,116	-
National Aeronautics and Space Administration	Pass-Through University of Chicago		AWD100699 (SUB00000228)	43.001	Science		49,763	-
National Aeronautics and Space Administration	Pass-Through University of Chicago		SUB00000232	43.001	Science		18,309	-
National Aeronautics and Space Administration	Pass-Through University of Colorado		1554008	43.001	Science		15,104	-
National Aeronautics and Space Administration	Pass-Through University of Colorado Boulder		1559147	43.001	Science		24,025	-
National Aeronautics and Space Administration	Pass-Through University of Maryland, College Park		65304-Z6144201	43.001	Science		60,569	-
National Aeronautics and Space Administration	Pass-Through University of Maryland, College Park		83811-Z6214202	43.001	Science		164,973	-
National Aeronautics and Space Administration	Pass-Through University of Massachusetts Lowell		S52000000044032	43.001	Science		30,410	-
National Aeronautics and Space Administration	Pass-Through University of New Hampshire		L0021	43.001	Science		(838)	-
National Aeronautics and Space Administration	Pass-Through University of New Hampshire		Subaward # 18-013	43.001	Science		92,144	-
National Aeronautics and Space Administration	Pass-Through University of Wisconsin		849K951	43.001	Science		154,167	-
National Aeronautics and Space Administration	Pass-Through Woods Hole Research Center		Subcontract Agreement No. WHRC	43.001	Science		59,562	-
							\$ 12,139,592	\$ 1,049,552
National Aeronautics and Space Administration	Direct		80NSSC18K1735	43.002	Aeronautics		\$ 61,140	\$ -
National Aeronautics and Space Administration	Direct		80NSSC18M0149	43.002	Aeronautics		256,841	-
National Aeronautics and Space Administration	Direct		80NSSC20K1465	43.002	Aeronautics		78,581	-
National Aeronautics and Space Administration	Direct		NNX16AP90A	43.002	Aeronautics		225,047	53,778
National Aeronautics and Space Administration	Pass-Through Georgia Institute of Technology		RK588-G1/AWD-102526-G1	43.002	Aeronautics		118,479	-
National Aeronautics and Space Administration	Pass-Through University of Washington		UWSC1 1501	43.002	Aeronautics		248,747	-
							\$ 988,835	\$ 53,778
National Aeronautics and Space Administration	Direct		80NSSC20K1725	43.003	Exploration		\$ 63,492	\$ -
National Aeronautics and Space Administration	Pass-Through Baylor College of Medicine		P0502	43.003	Exploration		68,136	-
National Aeronautics and Space Administration	Pass-Through Baylor College of Medicine		Subaward Agreement	43.003	Exploration		9,754	-
National Aeronautics and Space Administration	Pass-Through National Space Grant Foundation		M2M-XIHab 2021-06	43.003	Exploration		2,678	-
National Aeronautics and Space Administration	Pass-Through University of Colorado Boulder		1555631	43.003	Exploration		54,496	-
							\$ 198,556	\$ -
National Aeronautics and Space Administration	Direct		80NSSC20M0124	43.008	Office of Stem Engagement (OSTEM)		\$ 406,303	\$ 88,591
National Aeronautics and Space Administration	Direct		NNX15AJ20H	43.008	Office of Stem Engagement (OSTEM)		865,193	756,074
National Aeronautics and Space Administration	Direct		NNX16AI92A	43.008	Office of Stem Engagement (OSTEM)		(56)	-
							\$ 1,271,440	\$ 844,665
National Aeronautics and Space Administration	Direct		NNX17AD24G	43.009	Safety, Security and Mission Services		\$ 402,588	\$ 105,488
National Aeronautics and Space Administration	Direct		80NSSC17K0152	43.012	Space Technology		\$ 58,604	\$ -
National Aeronautics and Space Administration	Direct		80NSSC17K0156	43.012	Space Technology		64,561	-
National Aeronautics and Space Administration	Direct		80NSSC17K0157	43.012	Space Technology		70,430	-
National Aeronautics and Space Administration	Direct		80NSSC18K1151	43.012	Space Technology		64,119	-
National Aeronautics and Space Administration	Direct		80NSSC18K1161	43.012	Space Technology		55,220	-

University of Michigan
 Schedule of Expenditures of Federal Awards
 For the Year Ended June 30, 2021

Cluster Title/Federal Grantor/Program	Type	Pass-Through Grantor	Award Identifier	Assistance Listing		Federal Expenditures	Passed-Through to Subrecipients
				Number	Assistance Listing Program Title		
National Aeronautics and Space Administration	Direct		80NSSC18K1190	43.012	Space Technology	57,680	-
National Aeronautics and Space Administration	Direct		80NSSC19K0219	43.012	Space Technology	147,230	9,247
National Aeronautics and Space Administration	Direct		80NSSC19K1157	43.012	Space Technology	3,300	-
National Aeronautics and Space Administration	Direct		80NSSC20K0295	43.012	Space Technology	215,450	-
National Aeronautics and Space Administration	Direct		80NSSC20K1164	43.012	Space Technology	53,109	-
National Aeronautics and Space Administration	Direct		80NSSC20K1168	43.012	Space Technology	53,443	-
National Aeronautics and Space Administration	Direct		80NSSC20K1200	43.012	Space Technology	79,915	-
National Aeronautics and Space Administration	Direct		80NSSC20K1229	43.012	Space Technology	69,645	-
National Aeronautics and Space Administration	Direct		80NSSC20K1454	43.012	Space Technology	38,057	-
National Aeronautics and Space Administration	Direct		80NSSC20K1868	43.012	Space Technology	65,638	-
National Aeronautics and Space Administration	Direct		NNX16AM61H	43.012	Space Technology	7,400	-
National Aeronautics and Space Administration	Direct		NNX16AM62H	43.012	Space Technology	1,376	-
National Aeronautics and Space Administration	Direct		NNX16AM92H	43.012	Space Technology	26,948	-
National Aeronautics and Space Administration	Direct		NNX16AR65G	43.012	Space Technology	36,330	-
National Aeronautics and Space Administration	Direct		NNX16AT43G	43.012	Space Technology	4,445	-
						\$ 1,172,900	\$ 9,247
National Aeronautics and Space Administration	Direct		80GSFC18C0009	43.RD		274,940	-
National Aeronautics and Space Administration	Direct		80GSFC20C0052	43.RD		1,991,011	84,382
National Aeronautics and Space Administration	Direct		80GSFC20C0075	43.RD		486,475	-
National Aeronautics and Space Administration	Direct		80GSFC21C0037	43.RD		81,181	-
National Aeronautics and Space Administration	Direct		80NSSC20K1583	43.RD		68,857	-
National Aeronautics and Space Administration	Direct		Hansen IPA- NNH18IA58P	43.RD		(1,291)	-
National Aeronautics and Space Administration	Direct		Janet Kozyra IPA-NNH17IA42P	43.RD		221,322	-
National Aeronautics and Space Administration	Direct		NNG06GE78G	43.RD		(150)	(150)
National Aeronautics and Space Administration	Direct		NNG12CR34C	43.RD		84,640	-
National Aeronautics and Space Administration	Direct		NNL13AQ00C	43.RD		6,823,685	1,475,259
National Aeronautics and Space Administration	Pass-Through Advanced Cooling Technologies, Inc.		40771	43.RD		26,698	-
National Aeronautics and Space Administration	Pass-Through Amphionic, LLC		M20NS40	43.RD		10,176	-
National Aeronautics and Space Administration	Pass-Through California Institute of Technology		S386188	43.RD		191,549	-
National Aeronautics and Space Administration	Pass-Through Catholic University of America		361361 Sub 5	43.RD		317,725	-
National Aeronautics and Space Administration	Pass-Through Catholic University of America		361628 Sub2	43.RD		62,824	-
National Aeronautics and Space Administration	Pass-Through Dartmouth College		R1509	43.RD		1,624	-
National Aeronautics and Space Administration	Pass-Through EnUrga Inc.		Research Agreement	43.RD		(3,664)	-
National Aeronautics and Space Administration	Pass-Through Jet Propulsion Laboratory		1449038	43.RD		230,777	91,794
National Aeronautics and Space Administration	Pass-Through Jet Propulsion Laboratory		1574620	43.RD		12,607	-
National Aeronautics and Space Administration	Pass-Through Jet Propulsion Laboratory		1593522	43.RD		369,430	-
National Aeronautics and Space Administration	Pass-Through Jet Propulsion Laboratory		1610475	43.RD		47,079	-
National Aeronautics and Space Administration	Pass-Through Jet Propulsion Laboratory		1630798	43.RD		53	-
National Aeronautics and Space Administration	Pass-Through Jet Propulsion Laboratory		1631492	43.RD		632,211	343,924
National Aeronautics and Space Administration	Pass-Through Jet Propulsion Laboratory		1633177	43.RD		5,892	-
National Aeronautics and Space Administration	Pass-Through Jet Propulsion Laboratory		1642061	43.RD		27,701	-
National Aeronautics and Space Administration	Pass-Through Jet Propulsion Laboratory		1655073	43.RD		841	-
National Aeronautics and Space Administration	Pass-Through Jet Propulsion Laboratory		1656153	43.RD		174,707	-
National Aeronautics and Space Administration	Pass-Through Johns Hopkins University		117613	43.RD		13,632	-
National Aeronautics and Space Administration	Pass-Through Johns Hopkins University		141617	43.RD		39,420	-
National Aeronautics and Space Administration	Pass-Through Johns Hopkins University		143448	43.RD		35	-
National Aeronautics and Space Administration	Pass-Through Johns Hopkins University		143448	43.RD		31,861	-
National Aeronautics and Space Administration	Pass-Through Michigan Engineering Services		1025	43.RD		2,033	-
National Aeronautics and Space Administration	Pass-Through National Institute of Aerospace		T18-601046-UMICH	43.RD		23,938	-
National Aeronautics and Space Administration	Pass-Through Smithsonian Institution		SV4-84016	43.RD		227,371	-
National Aeronautics and Space Administration	Pass-Through Southwest Research Institute		699056KC	43.RD		171,823	-
National Aeronautics and Space Administration	Pass-Through Southwest Research Institute		A99201MO	43.RD		691,362	-
National Aeronautics and Space Administration	Pass-Through Southwest Research Institute		E99061MO	43.RD		212,631	-
National Aeronautics and Space Administration	Pass-Through Southwest Research Institute		K99067CT	43.RD		12,144	-
National Aeronautics and Space Administration	Pass-Through Southwest Research Institute		N99094ZO	43.RD		39,972	-
National Aeronautics and Space Administration	Pass-Through Space Telescope Institute (STScI)		HST-AR-15047.001-A	43.RD		27,841	-
National Aeronautics and Space Administration	Pass-Through Space Telescope Institute (STScI)		HST-AR-15051.001-A	43.RD		4,315	-
National Aeronautics and Space Administration	Pass-Through Space Telescope Institute (STScI)		HST-AR-15806.002-A	43.RD		51,958	-
National Aeronautics and Space Administration	Pass-Through Space Telescope Institute (STScI)		HST-AR-16129.004-A	43.RD		529	-
National Aeronautics and Space Administration	Pass-Through Space Telescope Institute (STScI)		HST-AR-16150.001-A	43.RD		28,298	-
National Aeronautics and Space Administration	Pass-Through Space Telescope Institute (STScI)		HST-GO-14190.001-A	43.RD		2,974	-
National Aeronautics and Space Administration	Pass-Through Space Telescope Institute (STScI)		HST-GO-14711.004-A	43.RD		4,301	-
National Aeronautics and Space Administration	Pass-Through Space Telescope Institute (STScI)		HST-GO-14765.001-A	43.RD		17,706	-
National Aeronautics and Space Administration	Pass-Through Space Telescope Institute (STScI)		HST-GO-14933.002-A	43.RD		2,936	-
National Aeronautics and Space Administration	Pass-Through Space Telescope Institute (STScI)		HST-GO-15088.001-A	43.RD		36,251	-
National Aeronautics and Space Administration	Pass-Through Space Telescope Institute (STScI)		HST-GO-15101.004-A	43.RD		(117)	-
National Aeronautics and Space Administration	Pass-Through Space Telescope Institute (STScI)		HST-GO-15117.033-A	43.RD		56,240	-
National Aeronautics and Space Administration	Pass-Through Space Telescope Institute (STScI)		HST-GO-15230.002-A	43.RD		29,748	-
National Aeronautics and Space Administration	Pass-Through Space Telescope Institute (STScI)		HST-GO-15280.009-A	43.RD		12,072	-
National Aeronautics and Space Administration	Pass-Through Space Telescope Institute (STScI)		HST-GO-15298.007-A	43.RD		862	-
National Aeronautics and Space Administration	Pass-Through Space Telescope Institute (STScI)		HST-GO-15307.004-A	43.RD		20,522	-
National Aeronautics and Space Administration	Pass-Through Space Telescope Institute (STScI)		HST-GO-15352.002-A	43.RD		24,616	-

University of Michigan
Schedule of Expenditures of Federal Awards
For the Year Ended June 30, 2021

Cluster Title/Federal Grantor/Program	Type	Pass-Through Grantor	Award Identifier	Assistance Listing		Assistance Listing Program Title	Federal Expenditures	Passed-Through to Subrecipients
				Number				
National Aeronautics and Space Administration	Pass-Through Space Telescope Institute (STScI)		HST-GO-15378.003-A	43.RD			2,902	-
National Aeronautics and Space Administration	Pass-Through Space Telescope Institute (STScI)		HST-GO-15626.004-A	43.RD			29,485	-
National Aeronautics and Space Administration	Pass-Through Space Telescope Institute (STScI)		HST-GO-15655.018-A	43.RD			1,725	-
National Aeronautics and Space Administration	Pass-Through Space Telescope Institute (STScI)		HST-GO-15657.001-A	43.RD			1,682	-
National Aeronautics and Space Administration	Pass-Through Space Telescope Institute (STScI)		HST-GO-15835.009-A	43.RD			22,085	-
National Aeronautics and Space Administration	Pass-Through Space Telescope Institute (STScI)		HST-GO-15842.005-A	43.RD			6,560	-
National Aeronautics and Space Administration	Pass-Through Space Telescope Institute (STScI)		HST-GO-15883.002-A	43.RD			14,203	-
National Aeronautics and Space Administration	Pass-Through Space Telescope Institute (STScI)		HST-GO-15935.021-A	43.RD			2,587	-
National Aeronautics and Space Administration	Pass-Through Space Telescope Institute (STScI)		HST-GO-15937.003-A	43.RD			25,908	-
National Aeronautics and Space Administration	Pass-Through Space Telescope Institute (STScI)		HST-GO-15949.003-A	43.RD			17,939	-
National Aeronautics and Space Administration	Pass-Through Space Telescope Institute (STScI)		HST-GO-15951.004-A	43.RD			681	-
National Aeronautics and Space Administration	Pass-Through Space Telescope Institute (STScI)		HST-GO-15998.002-A	43.RD			7,158	-
National Aeronautics and Space Administration	Pass-Through Space Telescope Institute (STScI)		HST-GO-16047.001-A	43.RD			39,167	-
National Aeronautics and Space Administration	Pass-Through Space Telescope Institute (STScI)		HST-GO-16261.001-A	43.RD			21,667	-
National Aeronautics and Space Administration	Pass-Through Space Telescope Institute (STScI)		HST-HF2-51401.001-A	43.RD			6,900	-
National Aeronautics and Space Administration	Pass-Through Space Telescope Institute (STScI)		HST-HF2-51460.001-A	43.RD			81,714	-
National Aeronautics and Space Administration	Pass-Through Space Telescope Institute (STScI)		JWST-ERS-01364.002-A	43.RD			30,407	-
National Aeronautics and Space Administration	Pass-Through Space Telescope Institute (STScI)		JWST-ERS-01386.039-A	43.RD			(2,203)	-
National Aeronautics and Space Administration	Pass-Through The Boeing Company		PO# 1471594	43.RD			(1,160)	-
National Aeronautics and Space Administration	Pass-Through University of Arizona		344641	43.RD			119,383	-
National Aeronautics and Space Administration	Pass-Through University of Colorado		1546525/ PO 1000320451	43.RD			27,117	-
National Aeronautics and Space Administration	Pass-Through University of Colorado		1546525/ PO 1000106275	43.RD			197,307	-
National Aeronautics and Space Administration	Pass-Through University of Washington		BPO15842	43.RD			15,141	-
							\$ 14,594,529	\$ 1,995,209
							\$ 30,768,440	\$ 4,057,939
			Total National Aeronautics and Space Administration					
Institute of Museum and Library Services	Direct		MA-30-18-0240-18	45.301		Museums for America	\$ 121,866	\$ -
Institute of Museum and Library Services	Direct		MA-40-18-0571-18	45.301		Museums for America	9,084	-
							\$ 130,950	\$ -
Institute of Museum and Library Services	Direct		LG-37-19-0134-19	45.312		National Leadership Grants	\$ 115,326	\$ -
Institute of Museum and Library Services	Direct		LG-96-18-0040-18	45.312		National Leadership Grants	135,684	-
Institute of Museum and Library Services	Pass-Through Arizona State University		17-092	45.312		National Leadership Grants	16,376	-
							\$ 267,386	\$ -
Institute of Museum and Library Services	Direct		RE-07-18-0118-18	45.313		Laura Bush 21st Century Librarian Program	\$ 80,124	\$ -
Institute of Museum and Library Services	Direct		RE-17-19-0036-19	45.313		Laura Bush 21st Century Librarian Program	66,619	-
Institute of Museum and Library Services	Direct		RE-73-18-0059-18	45.313		Laura Bush 21st Century Librarian Program	1,396	-
Institute of Museum and Library Services	Direct		RE-95-17-0104-17	45.313		Laura Bush 21st Century Librarian Program	62,242	10,303
							\$ 210,381	\$ 10,303
Institute of Museum and Library Services	Pass-Through Black Caucus of the American Library Association (BCALA)		Subcontract	45.RD			\$ 13,070	\$ -
			Total Institute of Museum and Library Services				\$ 621,787	\$ 10,303
National Endowment for the Arts	Pass-Through Michigan, State of, Council for Arts and Cultural Affairs		20PS5654ED	45.025		Promotion of the Arts Partnership Agreements	\$ (2,346)	\$ -
			Total National Endowment for the Arts				\$ (2,346)	\$ -
National Endowment for the Humanities	Direct		ZH-252894	45.130		Promotion of the Humanities Challenge Grants	\$ (6,613)	\$ -
National Endowment for the Humanities	Direct		PR-276751-21	45.149		Promotion of the Humanities Division of Preservation and Access	\$ 43,625	\$ -
National Endowment for the Humanities	Direct		PW-264105-19	45.149		Promotion of the Humanities Division of Preservation and Access	110,984	24,677
							\$ 154,609	\$ 24,677
National Endowment for the Humanities	Direct		FEL-268214-20	45.160		Promotion of the Humanities Fellowships and Stipends	\$ 37,052	\$ -
National Endowment for the Humanities	Direct		RQ-266249-19	45.161		Promotion of the Humanities Research	\$ 34,613	\$ -
National Endowment for the Humanities	Direct		RZ-266172-19	45.161		Promotion of the Humanities Research	13,472	-
							\$ 48,085	\$ -
National Endowment for the Humanities	Direct		DR-272401-20	45.169		Promotion of the Humanities Office of Digital Humanities	\$ 645	\$ -
National Endowment for the Humanities	Direct		HZ-259485-18	45.169		Promotion of the Humanities Office of Digital Humanities	67,726	-
National Endowment for the Humanities	Pass-Through Gallaudet University		HAA-258756-18	45.169		Promotion of the Humanities Office of Digital Humanities	(8,733)	-
							\$ 59,638	\$ -
National Endowment for the Humanities	Pass-Through American Musicological Society		RQ-260882-18	45.RD			\$ 89,954	\$ -
			Total National Endowment for the Humanities				\$ 382,725	\$ 24,677
National Science Foundation	Direct		1240264	47.041		Engineering	\$ 21,172	\$ -
National Science Foundation	Direct		1253172	47.041		Engineering	4,302	-
National Science Foundation	Direct		1350605	47.041		Engineering	19,964	-
National Science Foundation	Direct		1351469	47.041		Engineering	44,471	-
National Science Foundation	Direct		1351482	47.041		Engineering	(184)	-
National Science Foundation	Direct		1428069	47.041		Engineering	30,743	-
National Science Foundation	Direct		1436056	47.041		Engineering	(6,845)	-
National Science Foundation	Direct		1452916	47.041		Engineering	9,206	-
National Science Foundation	Direct		1454188	47.041		Engineering	45,684	-
National Science Foundation	Direct		1462910	47.041		Engineering	(66)	-
National Science Foundation	Direct		1507928	47.041		Engineering	17,338	-

University of Michigan
Schedule of Expenditures of Federal Awards
For the Year Ended June 30, 2021

Cluster Title/Federal Grantor/Program	Type	Pass-Through Grantor	Award Identifier	Assistance Listing		Assistance Listing Program Title	Federal Expenditures	Passed-Through to Subrecipients
				Number				
National Science Foundation	Direct		1534003	47.041	Engineering		14,601	-
National Science Foundation	Direct		1547091	47.041	Engineering		1,297	-
National Science Foundation	Direct		1552534	47.041	Engineering		97,573	-
National Science Foundation	Direct		1552545	47.041	Engineering		41,977	-
National Science Foundation	Direct		1552580	47.041	Engineering		25,865	-
National Science Foundation	Direct		1553028	47.041	Engineering		82,640	-
National Science Foundation	Direct		1553831	47.041	Engineering		36,725	-
National Science Foundation	Direct		1553860	47.041	Engineering		119	-
National Science Foundation	Direct		1553873	47.041	Engineering		106,186	-
National Science Foundation	Direct		1554349	47.041	Engineering		19,665	-
National Science Foundation	Direct		1561791	47.041	Engineering		(2,151)	-
National Science Foundation	Direct		1561794	47.041	Engineering		(1,209)	-
National Science Foundation	Direct		1562254	47.041	Engineering		(251)	-
National Science Foundation	Direct		1562388	47.041	Engineering		3,637	-
National Science Foundation	Direct		1565355	47.041	Engineering		(2,190)	-
National Science Foundation	Direct		1604069	47.041	Engineering		46,201	-
National Science Foundation	Direct		1604087	47.041	Engineering		38,204	-
National Science Foundation	Direct		1604903	47.041	Engineering		33,275	-
National Science Foundation	Direct		1605202	47.041	Engineering		82,328	-
National Science Foundation	Direct		1607250	47.041	Engineering		(63)	-
National Science Foundation	Direct		1607796	47.041	Engineering		46,190	-
National Science Foundation	Direct		1608361	47.041	Engineering		1,146	-
National Science Foundation	Direct		1610362	47.041	Engineering		49,325	-
National Science Foundation	Direct		1634545	47.041	Engineering		(7,552)	-
National Science Foundation	Direct		1634680	47.041	Engineering		29,082	-
National Science Foundation	Direct		1634694	47.041	Engineering		79,318	-
National Science Foundation	Direct		1634709	47.041	Engineering		307,951	-
National Science Foundation	Direct		1634824	47.041	Engineering		35,236	-
National Science Foundation	Direct		1636132	47.041	Engineering		29,897	-
National Science Foundation	Direct		1638197	47.041	Engineering		5,970	-
National Science Foundation	Direct		1639244	47.041	Engineering		373,259	139,572
National Science Foundation	Direct		1643280	47.041	Engineering		657,542	100,819
National Science Foundation	Direct		1653080	47.041	Engineering		89,396	-
National Science Foundation	Direct		1653611	47.041	Engineering		34,609	-
National Science Foundation	Direct		1661568	47.041	Engineering		143,966	-
National Science Foundation	Direct		1662553	47.041	Engineering		38,824	-
National Science Foundation	Direct		1662774	47.041	Engineering		56,179	-
National Science Foundation	Direct		1663288	47.041	Engineering		8,604	-
National Science Foundation	Direct		1700848	47.041	Engineering		(706)	-
National Science Foundation	Direct		1701343	47.041	Engineering		59,523	-
National Science Foundation	Direct		1702418	47.041	Engineering		90,036	-
National Science Foundation	Direct		1702471	47.041	Engineering		261,875	-
National Science Foundation	Direct		1703435	47.041	Engineering		13,267	-
National Science Foundation	Direct		1703543	47.041	Engineering		46,624	-
National Science Foundation	Direct		1705273	47.041	Engineering		109,134	-
National Science Foundation	Direct		1708700	47.041	Engineering		(49)	-
National Science Foundation	Direct		1708706	47.041	Engineering		20,803	-
National Science Foundation	Direct		1709207	47.041	Engineering		(14,431)	-
National Science Foundation	Direct		1710940	47.041	Engineering		10,511	-
National Science Foundation	Direct		1726524	47.041	Engineering		(17,167)	-
National Science Foundation	Direct		1727371	47.041	Engineering		48,585	-
National Science Foundation	Direct		1727618	47.041	Engineering		61,381	-
National Science Foundation	Direct		1727918	47.041	Engineering		309,419	-
National Science Foundation	Direct		1730549	47.041	Engineering		12,778	-
National Science Foundation	Direct		1733665	47.041	Engineering		91,338	-
National Science Foundation	Direct		1740865	47.041	Engineering		72,389	39,816
National Science Foundation	Direct		1741618	47.041	Engineering		448,028	200,629
National Science Foundation	Direct		1745866	47.041	Engineering		60,452	-
National Science Foundation	Direct		1747739	47.041	Engineering		149,932	-
National Science Foundation	Direct		1750339	47.041	Engineering		14,364	-
National Science Foundation	Direct		1750744	47.041	Engineering		88,454	-
National Science Foundation	Direct		1751093	47.041	Engineering		543	-
National Science Foundation	Direct		1751426	47.041	Engineering		84,842	-
National Science Foundation	Direct		1751590	47.041	Engineering		31,247	-
National Science Foundation	Direct		1757522	47.041	Engineering		43,802	-
National Science Foundation	Direct		1760247	47.041	Engineering		113,310	18,348
National Science Foundation	Direct		1760291	47.041	Engineering		211,277	16,200
National Science Foundation	Direct		1761300	47.041	Engineering		48,380	-
National Science Foundation	Direct		1762247	47.041	Engineering		114,533	-
National Science Foundation	Direct		1762369	47.041	Engineering		143,371	-
National Science Foundation	Direct		1762657	47.041	Engineering		26,272	-
National Science Foundation	Direct		1802390	47.041	Engineering		12,326	-

University of Michigan
Schedule of Expenditures of Federal Awards
For the Year Ended June 30, 2021

Cluster Title/Federal Grantor/Program	Type	Pass-Through Grantor	Award Identifier	Assistance Listing		Assistance Listing Program Title	Federal Expenditures	Passed-Through to Subrecipients
				Number				
National Science Foundation	Direct		1803730	47.041	Engineering		93,801	-
National Science Foundation	Direct		1803945	47.041	Engineering		10,771	-
National Science Foundation	Direct		1803983	47.041	Engineering		61,154	-
National Science Foundation	Direct		1803991	47.041	Engineering		35,811	-
National Science Foundation	Direct		1804053	47.041	Engineering		68,653	-
National Science Foundation	Direct		1804287	47.041	Engineering		71,210	-
National Science Foundation	Direct		1804313	47.041	Engineering		71,845	-
National Science Foundation	Direct		1804321	47.041	Engineering		169,144	-
National Science Foundation	Direct		1804458	47.041	Engineering		129,612	-
National Science Foundation	Direct		1804945	47.041	Engineering		74,528	-
National Science Foundation	Direct		1805085	47.041	Engineering		36,946	11,599
National Science Foundation	Direct		1807940	47.041	Engineering		111,912	-
National Science Foundation	Direct		1808051	47.041	Engineering		225,856	-
National Science Foundation	Direct		1809365	47.041	Engineering		121,466	-
National Science Foundation	Direct		1810144	47.041	Engineering		87,339	-
National Science Foundation	Direct		1813963	47.041	Engineering		27,960	-
National Science Foundation	Direct		1824635	47.041	Engineering		415	-
National Science Foundation	Direct		1825133	47.041	Engineering		123,772	-
National Science Foundation	Direct		1825669	47.041	Engineering		33,035	-
National Science Foundation	Direct		1825918	47.041	Engineering		74,504	-
National Science Foundation	Direct		1825931	47.041	Engineering		149,417	-
National Science Foundation	Direct		1825945	47.041	Engineering		92,177	-
National Science Foundation	Direct		1826621	47.041	Engineering		81,041	-
National Science Foundation	Direct		1827123	47.041	Engineering		8,658	-
National Science Foundation	Direct		1830338	47.041	Engineering		95,078	-
National Science Foundation	Direct		1832591	47.041	Engineering		50,929	-
National Science Foundation	Direct		1840492	47.041	Engineering		(114)	-
National Science Foundation	Direct		1840559	47.041	Engineering		(22,256)	-
National Science Foundation	Direct		1844132	47.041	Engineering		36	-
National Science Foundation	Direct		1845093	47.041	Engineering		75,793	-
National Science Foundation	Direct		1845980	47.041	Engineering		23,322	-
National Science Foundation	Direct		1846054	47.041	Engineering		86,072	-
National Science Foundation	Direct		1846969	47.041	Engineering		55,074	-
National Science Foundation	Direct		1854726	47.041	Engineering		174,320	-
National Science Foundation	Direct		1855354	47.041	Engineering		111,156	-
National Science Foundation	Direct		1901582	47.041	Engineering		57,569	-
National Science Foundation	Direct		1901718	47.041	Engineering		222,512	-
National Science Foundation	Direct		1903449	47.041	Engineering		664	-
National Science Foundation	Direct		1903506	47.041	Engineering		89,721	-
National Science Foundation	Direct		1904394	47.041	Engineering		45,663	-
National Science Foundation	Direct		1904575	47.041	Engineering		44,166	-
National Science Foundation	Direct		1904742	47.041	Engineering		112,954	-
National Science Foundation	Direct		1907517	47.041	Engineering		70,405	-
National Science Foundation	Direct		1910283	47.041	Engineering		(558)	-
National Science Foundation	Direct		1912482	47.041	Engineering		27,615	-
National Science Foundation	Direct		1914581	47.041	Engineering		33,052	-
National Science Foundation	Direct		1914583	47.041	Engineering		94,077	-
National Science Foundation	Direct		1915550	47.041	Engineering		86,425	-
National Science Foundation	Direct		1916654	47.041	Engineering		151,584	-
National Science Foundation	Direct		1917904	47.041	Engineering		1,458	-
National Science Foundation	Direct		1918754	47.041	Engineering		153,531	-
National Science Foundation	Direct		1919201	47.041	Engineering		145,822	-
National Science Foundation	Direct		1919416	47.041	Engineering		124,938	-
National Science Foundation	Direct		1919444	47.041	Engineering		135,847	-
National Science Foundation	Direct		1919560	47.041	Engineering		12,706	-
National Science Foundation	Direct		1927803	47.041	Engineering		118,366	-
National Science Foundation	Direct		1931738	47.041	Engineering		121,013	-
National Science Foundation	Direct		1931806	47.041	Engineering		(1,592)	-
National Science Foundation	Direct		1931905	47.041	Engineering		68,668	-
National Science Foundation	Direct		1931950	47.041	Engineering		233,731	-
National Science Foundation	Direct		1932659	47.041	Engineering		16,826	-
National Science Foundation	Direct		1933061	47.041	Engineering		167,837	-
National Science Foundation	Direct		1933436	47.041	Engineering		100,975	-
National Science Foundation	Direct		1935216	47.041	Engineering		375,644	80,266
National Science Foundation	Direct		1937732	47.041	Engineering		74,405	-
National Science Foundation	Direct		1939428	47.041	Engineering		8,393	-
National Science Foundation	Direct		1940112	47.041	Engineering		7,260	-
National Science Foundation	Direct		1940676	47.041	Engineering		1,990	-
National Science Foundation	Direct		1940766	47.041	Engineering		37,416	-
National Science Foundation	Direct		1941194	47.041	Engineering		217,567	-
National Science Foundation	Direct		1942806	47.041	Engineering		106,470	-
National Science Foundation	Direct		1942901	47.041	Engineering		67,904	-

University of Michigan
 Schedule of Expenditures of Federal Awards
 For the Year Ended June 30, 2021

Cluster Title/Federal Grantor/Program	Type	Pass-Through Grantor	Award Identifier	Assistance Listing		Assistance Listing Program Title	Federal Expenditures	Passed-Through to Subrecipients
				Number				
National Science Foundation	Direct		1942907	47.041	Engineering		54,820	-
National Science Foundation	Direct		1943723	47.041	Engineering		76,340	-
National Science Foundation	Direct		1943726	47.041	Engineering		54,035	-
National Science Foundation	Direct		1943805	47.041	Engineering		57,104	-
National Science Foundation	Direct		1944448	47.041	Engineering		114,120	-
National Science Foundation	Direct		1947070	47.041	Engineering		26,153	-
National Science Foundation	Direct		1947114	47.041	Engineering		79,434	-
National Science Foundation	Direct		1949346	47.041	Engineering		61,488	-
National Science Foundation	Direct		1949869	47.041	Engineering		135,820	-
National Science Foundation	Direct		1952038	47.041	Engineering		163,539	55,600
National Science Foundation	Direct		1952279	47.041	Engineering		366,252	-
National Science Foundation	Direct		1953190	47.041	Engineering		10,390	-
National Science Foundation	Direct		1953908	47.041	Engineering		130,187	67,682
National Science Foundation	Direct		2001036	47.041	Engineering		69,789	-
National Science Foundation	Direct		2002887	47.041	Engineering		137,319	-
National Science Foundation	Direct		2003434	47.041	Engineering		80,321	-
National Science Foundation	Direct		2015187	47.041	Engineering		12,082	-
National Science Foundation	Direct		2015191	47.041	Engineering		121,103	-
National Science Foundation	Direct		2016129	47.041	Engineering		8,025	-
National Science Foundation	Direct		2016356	47.041	Engineering		99,985	-
National Science Foundation	Direct		2016421	47.041	Engineering		38,857	-
National Science Foundation	Direct		2018572	47.041	Engineering		101,472	-
National Science Foundation	Direct		2018963	47.041	Engineering		152,936	-
National Science Foundation	Direct		2020527	47.041	Engineering		108,651	-
National Science Foundation	Direct		2020964	47.041	Engineering		30,412	-
National Science Foundation	Direct		2021419	47.041	Engineering		17,577	-
National Science Foundation	Direct		2023057	47.041	Engineering		54,510	-
National Science Foundation	Direct		2024237	47.041	Engineering		67,578	-
National Science Foundation	Direct		2026484	47.041	Engineering		44,503	-
National Science Foundation	Direct		2029139	47.041	Engineering		239,789	-
National Science Foundation	Direct		2029251	47.041	Engineering		244,315	-
National Science Foundation	Direct		2029484	47.041	Engineering		98,093	-
National Science Foundation	Direct		2030551	47.041	Engineering		163,740	-
National Science Foundation	Direct		2030680	47.041	Engineering		267	-
National Science Foundation	Direct		2030811	47.041	Engineering		29,016	-
National Science Foundation	Direct		2031333	47.041	Engineering		8,920	-
National Science Foundation	Direct		2032604	47.041	Engineering		71,945	-
National Science Foundation	Direct		2032658	47.041	Engineering		17,195	-
National Science Foundation	Direct		2033654	47.041	Engineering		188,681	-
National Science Foundation	Direct		2033969	47.041	Engineering		86,186	-
National Science Foundation	Direct		2034626	47.041	Engineering		111,776	-
National Science Foundation	Direct		2034938	47.041	Engineering		22,820	-
National Science Foundation	Direct		2038416	47.041	Engineering		149,523	-
National Science Foundation	Direct		2038441	47.041	Engineering		80,068	-
National Science Foundation	Direct		2040013	47.041	Engineering		5,585	-
National Science Foundation	Direct		2042608	47.041	Engineering		3,392	-
National Science Foundation	Direct		2043803	47.041	Engineering		23,109	-
National Science Foundation	Direct		2044245	47.041	Engineering		31,315	-
National Science Foundation	Direct		2053046	47.041	Engineering		378	-
National Science Foundation	Direct		2054148	47.041	Engineering		10,773	-
National Science Foundation	Direct		2101320	47.041	Engineering		16,865	-
National Science Foundation	Direct		2112458	47.041	Engineering		552	-
National Science Foundation	Direct		2124527	47.041	Engineering		15,658	-
National Science Foundation	Pass-Through Arizona State University		ASUB000000473	47.041	Engineering		39,171	-
National Science Foundation	Pass-Through Boston University		4500002489/4500002490	47.041	Engineering		(549)	-
National Science Foundation	Pass-Through Boston University		4500002851	47.041	Engineering		(4,217)	-
National Science Foundation	Pass-Through Boston University		4500002858	47.041	Engineering		(7,658)	-
National Science Foundation	Pass-Through George Washington University		20-S06	47.041	Engineering		38,765	-
National Science Foundation	Pass-Through Georgia Institute of Technology		AWD-102885-G1	47.041	Engineering		3,364	-
National Science Foundation	Pass-Through Georgia Technology Research Corporation		AWD-000078-G1	47.041	Engineering		104,587	-
National Science Foundation	Pass-Through Iowa State University of Science and Technology (aka Iowa State University)		4207275B	47.041	Engineering		21,464	-
National Science Foundation	Pass-Through Johns Hopkins University		2004637041	47.041	Engineering		22,884	-
National Science Foundation	Pass-Through Johns Hopkins University		2004637057	47.041	Engineering		34,090	-
National Science Foundation	Pass-Through Johns Hopkins University		2005020771	47.041	Engineering		2,782	-
National Science Foundation	Pass-Through Newhaptics Corp.		1913671	47.041	Engineering		11,007	-
National Science Foundation	Pass-Through North Carolina State University		2012-1067-04	47.041	Engineering		72,253	-
National Science Foundation	Pass-Through NX Fuels, Inc. (dba Carbon Fuels, Inc.)		Research Agreement	47.041	Engineering		23,187	-
National Science Foundation	Pass-Through Ohio State University, The		60061807	47.041	Engineering		245,768	-
National Science Foundation	Pass-Through Oklahoma State University		1-565747-MICH	47.041	Engineering		93,944	-
National Science Foundation	Pass-Through Otzi Bio LLC		Research Agreement	47.041	Engineering		7,328	-
National Science Foundation	Pass-Through Prehab Technologies, LLC (dba Prenovo)		Roundtable Research Agreement	47.041	Engineering		69,552	-
National Science Foundation	Pass-Through Princeton University		SUB0000350	47.041	Engineering		3,920	-

University of Michigan
 Schedule of Expenditures of Federal Awards
 For the Year Ended June 30, 2021

Cluster Title/Federal Grantor/Program	Type	Pass-Through Grantor	Award Identifier	Assistance Listing		Federal Expenditures	Passed-Through to Subrecipients
				Number	Assistance Listing Program Title		
National Science Foundation	Pass-Through S2A Technologies LLC (dba Ulendo)		Roundtable Research Agreement	47.041	Engineering	29,656	-
National Science Foundation	Pass-Through Taza Aya LLC		Roundtable Research Agrm	47.041	Engineering	(44)	-
National Science Foundation	Pass-Through Texas A & M University		C8321	47.041	Engineering	(367)	-
National Science Foundation	Pass-Through The University of Texas at Arlington (UTA)		2019GC0811	47.041	Engineering	43,414	-
National Science Foundation	Pass-Through University of California - Santa Barbara		KK1850	47.041	Engineering	226,995	-
National Science Foundation	Pass-Through University of Iowa		S01740-01	47.041	Engineering	9,709	-
National Science Foundation	Pass-Through University of Minnesota		A007037601	47.041	Engineering	93,959	-
National Science Foundation	Pass-Through University of San Diego		A19-0014-S002	47.041	Engineering	13,532	-
National Science Foundation	Pass-Through University of Southern California		91665631	47.041	Engineering	(26,786)	-
National Science Foundation	Pass-Through Virginia Polytechnic Institute and State University		480039-19337	47.041	Engineering	49,499	-
National Science Foundation	Pass-Through Washington University in St. Louis		WU-19-152	47.041	Engineering	119,528	-
National Science Foundation	Pass-Through Washington University in St. Louis		WU-21-319	47.041	Engineering	65,046	-
						\$ 16,999,606	\$ 730,531
National Science Foundation	Direct		1352157	47.049	Mathematical and Physical Sciences	\$(80)	-
National Science Foundation	Direct		1410282	47.049	Mathematical and Physical Sciences	51	-
National Science Foundation	Direct		1452392	47.049	Mathematical and Physical Sciences	61,323	-
National Science Foundation	Direct		1452636	47.049	Mathematical and Physical Sciences	46,304	-
National Science Foundation	Direct		1453893	47.049	Mathematical and Physical Sciences	96,039	-
National Science Foundation	Direct		1453894	47.049	Mathematical and Physical Sciences	56,046	-
National Science Foundation	Direct		1454010	47.049	Mathematical and Physical Sciences	57,486	-
National Science Foundation	Direct		1464693	47.049	Mathematical and Physical Sciences	36,325	-
National Science Foundation	Direct		1506021	47.049	Mathematical and Physical Sciences	(96)	-
National Science Foundation	Direct		1506055	47.049	Mathematical and Physical Sciences	(1,551)	-
National Science Foundation	Direct		1506273	47.049	Mathematical and Physical Sciences	57,139	-
National Science Foundation	Direct		1506540	47.049	Mathematical and Physical Sciences	27,197	-
National Science Foundation	Direct		1513379	47.049	Mathematical and Physical Sciences	11,169	-
National Science Foundation	Direct		1514838	47.049	Mathematical and Physical Sciences	41,764	-
National Science Foundation	Direct		1515001	47.049	Mathematical and Physical Sciences	170	-
National Science Foundation	Direct		1551994	47.049	Mathematical and Physical Sciences	78,225	-
National Science Foundation	Direct		1559988	47.049	Mathematical and Physical Sciences	(7,627)	-
National Science Foundation	Direct		1561008	47.049	Mathematical and Physical Sciences	126,036	-
National Science Foundation	Direct		1564362	47.049	Mathematical and Physical Sciences	23,492	-
National Science Foundation	Direct		1564457	47.049	Mathematical and Physical Sciences	(22,105)	-
National Science Foundation	Direct		1565782	47.049	Mathematical and Physical Sciences	(33)	-
National Science Foundation	Direct		1565837	47.049	Mathematical and Physical Sciences	12,936	-
National Science Foundation	Direct		1600011	47.049	Mathematical and Physical Sciences	(567)	-
National Science Foundation	Direct		1600138	47.049	Mathematical and Physical Sciences	24,934	-
National Science Foundation	Direct		1600494	47.049	Mathematical and Physical Sciences	(795)	-
National Science Foundation	Direct		1601844	47.049	Mathematical and Physical Sciences	8,662	-
National Science Foundation	Direct		1606348	47.049	Mathematical and Physical Sciences	(215)	-
National Science Foundation	Direct		1607260	47.049	Mathematical and Physical Sciences	(4,352)	-
National Science Foundation	Direct		1607840	47.049	Mathematical and Physical Sciences	155	-
National Science Foundation	Direct		1607854	47.049	Mathematical and Physical Sciences	35	-
National Science Foundation	Direct		1607949	47.049	Mathematical and Physical Sciences	76,421	-
National Science Foundation	Direct		1608553	47.049	Mathematical and Physical Sciences	6,646	-
National Science Foundation	Direct		1609051	47.049	Mathematical and Physical Sciences	(1,364)	-
National Science Foundation	Direct		1609840	47.049	Mathematical and Physical Sciences	(5,191)	-
National Science Foundation	Direct		1610344	47.049	Mathematical and Physical Sciences	(542)	-
National Science Foundation	Direct		1610742	47.049	Mathematical and Physical Sciences	135,507	-
National Science Foundation	Direct		1613170	47.049	Mathematical and Physical Sciences	39,674	-
National Science Foundation	Direct		1613819	47.049	Mathematical and Physical Sciences	21,536	-
National Science Foundation	Direct		1646108	47.049	Mathematical and Physical Sciences	613,321	-
National Science Foundation	Direct		1653433	47.049	Mathematical and Physical Sciences	81,394	-
National Science Foundation	Direct		1654149	47.049	Mathematical and Physical Sciences	130,611	-
National Science Foundation	Direct		1654223	47.049	Mathematical and Physical Sciences	91,370	-
National Science Foundation	Direct		1659203	47.049	Mathematical and Physical Sciences	7,200	-
National Science Foundation	Direct		1659393	47.049	Mathematical and Physical Sciences	87,084	-
National Science Foundation	Direct		1664531	47.049	Mathematical and Physical Sciences	42,549	-
National Science Foundation	Direct		1664692	47.049	Mathematical and Physical Sciences	(778)	-
National Science Foundation	Direct		1664722	47.049	Mathematical and Physical Sciences	40,091	-
National Science Foundation	Direct		1664961	47.049	Mathematical and Physical Sciences	104,375	-
National Science Foundation	Direct		1664964	47.049	Mathematical and Physical Sciences	107,478	-
National Science Foundation	Direct		1701437	47.049	Mathematical and Physical Sciences	2,516	-
National Science Foundation	Direct		1701576	47.049	Mathematical and Physical Sciences	40,439	-
National Science Foundation	Direct		1701622	47.049	Mathematical and Physical Sciences	(2,243)	-
National Science Foundation	Direct		1705418	47.049	Mathematical and Physical Sciences	152,514	-
National Science Foundation	Direct		1707260	47.049	Mathematical and Physical Sciences	92,306	-
National Science Foundation	Direct		1707377	47.049	Mathematical and Physical Sciences	106,243	14,780
National Science Foundation	Direct		1707620	47.049	Mathematical and Physical Sciences	45,213	-
National Science Foundation	Direct		1707640	47.049	Mathematical and Physical Sciences	2,267	-
National Science Foundation	Direct		1708043	47.049	Mathematical and Physical Sciences	32,045	-
National Science Foundation	Direct		1708062	47.049	Mathematical and Physical Sciences	89,249	-

University of Michigan
 Schedule of Expenditures of Federal Awards
 For the Year Ended June 30, 2021

Cluster Title/Federal Grantor/Program	Type	Pass-Through Grantor	Award Identifier	Assistance Listing		Federal Expenditures	Passed-Through to Subrecipients
				Number	Assistance Listing Program Title		
National Science Foundation	Direct		1709163	47.049	Mathematical and Physical Sciences	(5,812)	-
National Science Foundation	Direct		1710848	47.049	Mathematical and Physical Sciences	1,862	-
National Science Foundation	Direct		1712717	47.049	Mathematical and Physical Sciences	21,415	-
National Science Foundation	Direct		1712933	47.049	Mathematical and Physical Sciences	57,801	-
National Science Foundation	Direct		1712962	47.049	Mathematical and Physical Sciences	(21)	-
National Science Foundation	Direct		1714094	47.049	Mathematical and Physical Sciences	90,607	-
National Science Foundation	Direct		1715140	47.049	Mathematical and Physical Sciences	61,054	-
National Science Foundation	Direct		1719834	47.049	Mathematical and Physical Sciences	2,427	-
National Science Foundation	Direct		1725482	47.049	Mathematical and Physical Sciences	(58,954)	-
National Science Foundation	Direct		1726457	47.049	Mathematical and Physical Sciences	177,298	-
National Science Foundation	Direct		1748529	47.049	Mathematical and Physical Sciences	6,793	-
National Science Foundation	Direct		1749774	47.049	Mathematical and Physical Sciences	92,084	-
National Science Foundation	Direct		1751462	47.049	Mathematical and Physical Sciences	102,903	-
National Science Foundation	Direct		1751791	47.049	Mathematical and Physical Sciences	154,568	-
National Science Foundation	Direct		1757523	47.049	Mathematical and Physical Sciences	34,452	-
National Science Foundation	Direct		1757574	47.049	Mathematical and Physical Sciences	28,634	-
National Science Foundation	Direct		1761603	47.049	Mathematical and Physical Sciences	218,382	-
National Science Foundation	Direct		1764112	47.049	Mathematical and Physical Sciences	58,321	-
National Science Foundation	Direct		1800197	47.049	Mathematical and Physical Sciences	34,078	-
National Science Foundation	Direct		1800325	47.049	Mathematical and Physical Sciences	82,698	-
National Science Foundation	Direct		1801687	47.049	Mathematical and Physical Sciences	62,364	-
National Science Foundation	Direct		1801689	47.049	Mathematical and Physical Sciences	70,319	-
National Science Foundation	Direct		1801697	47.049	Mathematical and Physical Sciences	80,050	-
National Science Foundation	Direct		1802234	47.049	Mathematical and Physical Sciences	11,084	-
National Science Foundation	Direct		1804463	47.049	Mathematical and Physical Sciences	263,664	-
National Science Foundation	Direct		1806577	47.049	Mathematical and Physical Sciences	276,005	-
National Science Foundation	Direct		1806809	47.049	Mathematical and Physical Sciences	98,067	-
National Science Foundation	Direct		1807079	47.049	Mathematical and Physical Sciences	72,280	-
National Science Foundation	Direct		1807316	47.049	Mathematical and Physical Sciences	91,322	-
National Science Foundation	Direct		1807338	47.049	Mathematical and Physical Sciences	401,265	-
National Science Foundation	Direct		1807676	47.049	Mathematical and Physical Sciences	130,786	-
National Science Foundation	Direct		1807687	47.049	Mathematical and Physical Sciences	92,698	-
National Science Foundation	Direct		1807755	47.049	Mathematical and Physical Sciences	193,992	-
National Science Foundation	Direct		1807984	47.049	Mathematical and Physical Sciences	38,635	-
National Science Foundation	Direct		1808342	47.049	Mathematical and Physical Sciences	178,707	-
National Science Foundation	Direct		1808541	47.049	Mathematical and Physical Sciences	199,855	-
National Science Foundation	Direct		1810119	47.049	Mathematical and Physical Sciences	131,830	-
National Science Foundation	Direct		1810280	47.049	Mathematical and Physical Sciences	233,202	-
National Science Foundation	Direct		1811083	47.049	Mathematical and Physical Sciences	32,680	-
National Science Foundation	Direct		1811734	47.049	Mathematical and Physical Sciences	89,000	-
National Science Foundation	Direct		1811819	47.049	Mathematical and Physical Sciences	47,003	-
National Science Foundation	Direct		1811889	47.049	Mathematical and Physical Sciences	62,278	-
National Science Foundation	Direct		1812314	47.049	Mathematical and Physical Sciences	235,946	-
National Science Foundation	Direct		1812625	47.049	Mathematical and Physical Sciences	81,984	-
National Science Foundation	Direct		1812739	47.049	Mathematical and Physical Sciences	69,515	-
National Science Foundation	Direct		1812961	47.049	Mathematical and Physical Sciences	83,487	-
National Science Foundation	Direct		1813003	47.049	Mathematical and Physical Sciences	94,324	-
National Science Foundation	Direct		1815403	47.049	Mathematical and Physical Sciences	131,570	-
National Science Foundation	Direct		1819094	47.049	Mathematical and Physical Sciences	25,184	-
National Science Foundation	Direct		1821243	47.049	Mathematical and Physical Sciences	52,851	-
National Science Foundation	Direct		1830247	47.049	Mathematical and Physical Sciences	23,586	-
National Science Foundation	Direct		1830293	47.049	Mathematical and Physical Sciences	8,040	8,040
National Science Foundation	Direct		1830728	47.049	Mathematical and Physical Sciences	132,207	-
National Science Foundation	Direct		1836374	47.049	Mathematical and Physical Sciences	83,446	-
National Science Foundation	Direct		1836435	47.049	Mathematical and Physical Sciences	75,346	-
National Science Foundation	Direct		1836529	47.049	Mathematical and Physical Sciences	63,717	-
National Science Foundation	Direct		1836530	47.049	Mathematical and Physical Sciences	32,617	-
National Science Foundation	Direct		1840234	47.049	Mathematical and Physical Sciences	297,128	-
National Science Foundation	Direct		1844763	47.049	Mathematical and Physical Sciences	54,809	-
National Science Foundation	Direct		1847837	47.049	Mathematical and Physical Sciences	72,478	-
National Science Foundation	Direct		1847847	47.049	Mathematical and Physical Sciences	82,303	-
National Science Foundation	Direct		1847855	47.049	Mathematical and Physical Sciences	146,528	-
National Science Foundation	Direct		1852239	47.049	Mathematical and Physical Sciences	70,913	-
National Science Foundation	Direct		1853032	47.049	Mathematical and Physical Sciences	38,282	-
National Science Foundation	Direct		1853506	47.049	Mathematical and Physical Sciences	91,934	-
National Science Foundation	Direct		1854225	47.049	Mathematical and Physical Sciences	18,939	-
National Science Foundation	Direct		1855135	47.049	Mathematical and Physical Sciences	82,893	-
National Science Foundation	Direct		1855428	47.049	Mathematical and Physical Sciences	58,201	-
National Science Foundation	Direct		1856155	47.049	Mathematical and Physical Sciences	96,729	-
National Science Foundation	Direct		1900025	47.049	Mathematical and Physical Sciences	71,328	-
National Science Foundation	Direct		1900257	47.049	Mathematical and Physical Sciences	104,488	-
National Science Foundation	Direct		1900266	47.049	Mathematical and Physical Sciences	150,447	-

University of Michigan
 Schedule of Expenditures of Federal Awards
 For the Year Ended June 30, 2021

Cluster Title/Federal Grantor/Program	Type	Pass-Through Grantor	Award Identifier	Assistance Listing		Federal Expenditures	Passed-Through to Subrecipients
				Number	Assistance Listing Program Title		
National Science Foundation	Direct		1900380	47.049	Mathematical and Physical Sciences	141,449	28,471
National Science Foundation	Direct		1901739	47.049	Mathematical and Physical Sciences	(3,778)	-
National Science Foundation	Direct		1902116	47.049	Mathematical and Physical Sciences	126,242	-
National Science Foundation	Direct		1902878	47.049	Mathematical and Physical Sciences	53,441	-
National Science Foundation	Direct		1904146	47.049	Mathematical and Physical Sciences	131,966	-
National Science Foundation	Direct		1904380	47.049	Mathematical and Physical Sciences	121,976	-
National Science Foundation	Direct		1904541	47.049	Mathematical and Physical Sciences	118,539	-
National Science Foundation	Direct		1904591	47.049	Mathematical and Physical Sciences	(309)	-
National Science Foundation	Direct		1904759	47.049	Mathematical and Physical Sciences	213,786	-
National Science Foundation	Direct		1904862	47.049	Mathematical and Physical Sciences	66,128	-
National Science Foundation	Direct		1905267	47.049	Mathematical and Physical Sciences	189,933	-
National Science Foundation	Direct		1905401	47.049	Mathematical and Physical Sciences	196,679	-
National Science Foundation	Direct		1905421	47.049	Mathematical and Physical Sciences	124,202	-
National Science Foundation	Direct		1905600	47.049	Mathematical and Physical Sciences	38,180	-
National Science Foundation	Direct		1906123	47.049	Mathematical and Physical Sciences	48,137	-
National Science Foundation	Direct		1906441	47.049	Mathematical and Physical Sciences	95,426	-
National Science Foundation	Direct		1907653	47.049	Mathematical and Physical Sciences	73,094	-
National Science Foundation	Direct		1909063	47.049	Mathematical and Physical Sciences	47,713	-
National Science Foundation	Direct		1909165	47.049	Mathematical and Physical Sciences	21,012	-
National Science Foundation	Direct		1912151	47.049	Mathematical and Physical Sciences	75,799	-
National Science Foundation	Direct		1912494	47.049	Mathematical and Physical Sciences	44,654	-
National Science Foundation	Direct		1914496	47.049	Mathematical and Physical Sciences	77,978	-
National Science Foundation	Direct		1914608	47.049	Mathematical and Physical Sciences	146,612	-
National Science Foundation	Direct		1916222	47.049	Mathematical and Physical Sciences	38,610	-
National Science Foundation	Direct		1916226	47.049	Mathematical and Physical Sciences	116,562	-
National Science Foundation	Direct		1916271	47.049	Mathematical and Physical Sciences	22,197	-
National Science Foundation	Direct		1922275	47.049	Mathematical and Physical Sciences	96,121	-
National Science Foundation	Direct		1922567	47.049	Mathematical and Physical Sciences	183,370	-
National Science Foundation	Direct		1926199	47.049	Mathematical and Physical Sciences	253,810	-
National Science Foundation	Direct		1935950	47.049	Mathematical and Physical Sciences	3,401,719	-
National Science Foundation	Direct		1936640	47.049	Mathematical and Physical Sciences	51,061	-
National Science Foundation	Direct		1937689	47.049	Mathematical and Physical Sciences	53,685	-
National Science Foundation	Direct		1939310	47.049	Mathematical and Physical Sciences	24,596	-
National Science Foundation	Direct		1939534	47.049	Mathematical and Physical Sciences	79,585	-
National Science Foundation	Direct		1944879	47.049	Mathematical and Physical Sciences	109,254	-
National Science Foundation	Direct		1945174	47.049	Mathematical and Physical Sciences	116,688	-
National Science Foundation	Direct		1949730	47.049	Mathematical and Physical Sciences	26,792	-
National Science Foundation	Direct		1950102	47.049	Mathematical and Physical Sciences	47,249	-
National Science Foundation	Direct		1951980	47.049	Mathematical and Physical Sciences	58,694	-
National Science Foundation	Direct		1952399	47.049	Mathematical and Physical Sciences	36,666	-
National Science Foundation	Direct		1953852	47.049	Mathematical and Physical Sciences	37,658	-
National Science Foundation	Direct		1954790	47.049	Mathematical and Physical Sciences	132,432	-
National Science Foundation	Direct		1954939	47.049	Mathematical and Physical Sciences	160,022	-
National Science Foundation	Direct		1954985	47.049	Mathematical and Physical Sciences	118,831	-
National Science Foundation	Direct		1955000	47.049	Mathematical and Physical Sciences	143,813	-
National Science Foundation	Direct		1955026	47.049	Mathematical and Physical Sciences	209,071	-
National Science Foundation	Direct		1955069	47.049	Mathematical and Physical Sciences	61,978	-
National Science Foundation	Direct		1955284	47.049	Mathematical and Physical Sciences	74,315	-
National Science Foundation	Direct		2001132	47.049	Mathematical and Physical Sciences	89,621	-
National Science Foundation	Direct		2001293	47.049	Mathematical and Physical Sciences	75,158	-
National Science Foundation	Direct		2001465	47.049	Mathematical and Physical Sciences	40,626	-
National Science Foundation	Direct		2002885	47.049	Mathematical and Physical Sciences	189,160	-
National Science Foundation	Direct		2003712	47.049	Mathematical and Physical Sciences	121,345	-
National Science Foundation	Direct		2003719	47.049	Mathematical and Physical Sciences	71,069	-
National Science Foundation	Direct		2004035	47.049	Mathematical and Physical Sciences	129,638	-
National Science Foundation	Direct		2004043	47.049	Mathematical and Physical Sciences	249,938	-
National Science Foundation	Direct		2004076	47.049	Mathematical and Physical Sciences	47,036	-
National Science Foundation	Direct		2004286	47.049	Mathematical and Physical Sciences	170,578	-
National Science Foundation	Direct		2004287	47.049	Mathematical and Physical Sciences	70,272	240
National Science Foundation	Direct		2004288	47.049	Mathematical and Physical Sciences	32,658	-
National Science Foundation	Direct		2004305	47.049	Mathematical and Physical Sciences	80,813	-
National Science Foundation	Direct		2005899	47.049	Mathematical and Physical Sciences	5,557	-
National Science Foundation	Direct		2006305	47.049	Mathematical and Physical Sciences	49,783	-
National Science Foundation	Direct		2007065	47.049	Mathematical and Physical Sciences	29,949	-
National Science Foundation	Direct		2009096	47.049	Mathematical and Physical Sciences	51,611	-
National Science Foundation	Direct		2009121	47.049	Mathematical and Physical Sciences	20,856	-
National Science Foundation	Direct		2009122	47.049	Mathematical and Physical Sciences	38,095	-
National Science Foundation	Direct		2009219	47.049	Mathematical and Physical Sciences	44,398	-
National Science Foundation	Direct		2009227	47.049	Mathematical and Physical Sciences	71,636	-
National Science Foundation	Direct		2009489	47.049	Mathematical and Physical Sciences	42,760	-
National Science Foundation	Direct		2012015	47.049	Mathematical and Physical Sciences	64,087	-
National Science Foundation	Direct		2012238	47.049	Mathematical and Physical Sciences	31,197	-

University of Michigan
 Schedule of Expenditures of Federal Awards
 For the Year Ended June 30, 2021

Cluster Title/Federal Grantor/Program	Type	Pass-Through Grantor	Award Identifier	Assistance Listing		Federal Expenditures	Passed-Through to Subrecipients
				Number	Assistance Listing Program Title		
National Science Foundation	Direct		2012424	47.049	Mathematical and Physical Sciences	113,212	-
National Science Foundation	Direct		2012926	47.049	Mathematical and Physical Sciences	197,758	-
National Science Foundation	Direct		2015361	47.049	Mathematical and Physical Sciences	42,232	-
National Science Foundation	Direct		2015366	47.049	Mathematical and Physical Sciences	60,052	-
National Science Foundation	Direct		2027555	47.049	Mathematical and Physical Sciences	168,740	-
National Science Foundation	Direct		2038030	47.049	Mathematical and Physical Sciences	30,502	-
National Science Foundation	Direct		2052653	47.049	Mathematical and Physical Sciences	22,525	-
National Science Foundation	Direct		2104309	47.049	Mathematical and Physical Sciences	12,959	-
National Science Foundation	Direct		2112747	47.049	Mathematical and Physical Sciences	24,394	-
National Science Foundation	Pass-Through Columbia University		17(GG016228)	47.049	Mathematical and Physical Sciences	806,940	-
National Science Foundation	Pass-Through Columbia University		18(GG016228)	47.049	Mathematical and Physical Sciences	106,983	-
National Science Foundation	Pass-Through Columbia University		19(GG016228)	47.049	Mathematical and Physical Sciences	130,358	-
National Science Foundation	Pass-Through Emory University		A022507	47.049	Mathematical and Physical Sciences	(66)	-
National Science Foundation	Pass-Through Emory University		A213357	47.049	Mathematical and Physical Sciences	80,224	-
National Science Foundation	Pass-Through Emory University		A374424	47.049	Mathematical and Physical Sciences	203,200	-
National Science Foundation	Pass-Through Massachusetts Institute of Technology		S5135 - PO 491280	47.049	Mathematical and Physical Sciences	77,262	-
National Science Foundation	Pass-Through National Radio Astronomy Observatory		SOSP6-001	47.049	Mathematical and Physical Sciences	14,465	-
National Science Foundation	Pass-Through Pennsylvania State University		S001120-NSF	47.049	Mathematical and Physical Sciences	56,580	-
National Science Foundation	Pass-Through Princeton University		SUB0000031	47.049	Mathematical and Physical Sciences	(4,000)	-
National Science Foundation	Pass-Through Stony Brook University		76749/1136652/2/R&D	47.049	Mathematical and Physical Sciences	169,153	-
National Science Foundation	Pass-Through Stony Brook University		76749/1136652/2/Tier2	47.049	Mathematical and Physical Sciences	1,255,553	477,061
National Science Foundation	Pass-Through Texas A & M University		M2003097	47.049	Mathematical and Physical Sciences	31,679	-
National Science Foundation	Pass-Through University of Illinois-Urbana-Champaign		097001-17603	47.049	Mathematical and Physical Sciences	30,883	-
National Science Foundation	Pass-Through University of Massachusetts		17-009589B	47.049	Mathematical and Physical Sciences	1,419	-
National Science Foundation	Pass-Through University of Massachusetts		18-010023 B	47.049	Mathematical and Physical Sciences	(4,841)	-
National Science Foundation	Pass-Through University of Pennsylvania		574799	47.049	Mathematical and Physical Sciences	(1,000)	-
National Science Foundation	Pass-Through University of Utah		10055084-S2	47.049	Mathematical and Physical Sciences	89,132	-
						\$ 22,852,671	\$ 528,592
National Science Foundation	Direct		1322543	47.050	Geosciences	(1,148)	-
National Science Foundation	Direct		1338200	47.050	Geosciences	28,979	-
National Science Foundation	Direct		1351745	47.050	Geosciences	134,308	-
National Science Foundation	Direct		1400998	47.050	Geosciences	(176)	-
National Science Foundation	Direct		1408789	47.050	Geosciences	80,265	81,222
National Science Foundation	Direct		1433710	47.050	Geosciences	15,014	-
National Science Foundation	Direct		1450512	47.050	Geosciences	6	-
National Science Foundation	Direct		1524304	47.050	Geosciences	21,790	-
National Science Foundation	Direct		1524394	47.050	Geosciences	15,736	-
National Science Foundation	Direct		1536242	47.050	Geosciences	(7,524)	-
National Science Foundation	Direct		1540589	47.050	Geosciences	11,079	-
National Science Foundation	Direct		1540954	47.050	Geosciences	5,605	-
National Science Foundation	Direct		1550101	47.050	Geosciences	18,645	-
National Science Foundation	Direct		1600012	47.050	Geosciences	312,972	263,717
National Science Foundation	Direct		1602956	47.050	Geosciences	75,703	-
National Science Foundation	Direct		1621686	47.050	Geosciences	30,065	-
National Science Foundation	Direct		1629805	47.050	Geosciences	11,971	-
National Science Foundation	Direct		1637066	47.050	Geosciences	9,395	-
National Science Foundation	Direct		1639640	47.050	Geosciences	2,864	-
National Science Foundation	Direct		1640797	47.050	Geosciences	27,169	-
National Science Foundation	Direct		1644829	47.050	Geosciences	100,726	-
National Science Foundation	Direct		1650682	47.050	Geosciences	60,620	-
National Science Foundation	Direct		1654044	47.050	Geosciences	12,033	-
National Science Foundation	Direct		1659248	47.050	Geosciences	26,305	-
National Science Foundation	Direct		1659338	47.050	Geosciences	48,708	-
National Science Foundation	Direct		1663769	47.050	Geosciences	75,979	-
National Science Foundation	Direct		1663770	47.050	Geosciences	128,985	-
National Science Foundation	Direct		1663800	47.050	Geosciences	439,762	-
National Science Foundation	Direct		1703019	47.050	Geosciences	19,036	-
National Science Foundation	Direct		1712695	47.050	Geosciences	22,130	-
National Science Foundation	Direct		1722994	47.050	Geosciences	67,384	-
National Science Foundation	Direct		1724585	47.050	Geosciences	93,969	-
National Science Foundation	Direct		1724744	47.050	Geosciences	158,403	-
National Science Foundation	Direct		1725025	47.050	Geosciences	31,034	-
National Science Foundation	Direct		1725654	47.050	Geosciences	14,638	-
National Science Foundation	Direct		1736606	47.050	Geosciences	19,055	-
National Science Foundation	Direct		1736629	47.050	Geosciences	158,372	-
National Science Foundation	Direct		1738588	47.050	Geosciences	146,618	-
National Science Foundation	Direct		1738896	47.050	Geosciences	24,521	-
National Science Foundation	Direct		1744367	47.050	Geosciences	22,063	15,235
National Science Foundation	Direct		1763189	47.050	Geosciences	153,539	-
National Science Foundation	Direct		1812949	47.050	Geosciences	69,446	-
National Science Foundation	Direct		1813996	47.050	Geosciences	20,238	-
National Science Foundation	Direct		1821173	47.050	Geosciences	148,868	-

University of Michigan
Schedule of Expenditures of Federal Awards
For the Year Ended June 30, 2021

Cluster Title/Federal Grantor/Program	Type	Pass-Through Grantor	Award Identifier	Assistance Listing		Assistance Listing Program Title	Federal Expenditures	Passed-Through to Subrecipients
				Number				
National Science Foundation	Direct		1829627	47.050	Geosciences	68,188	-	
National Science Foundation	Direct		1829822	47.050	Geosciences	60,291	-	
National Science Foundation	Direct		1832214	47.050	Geosciences	113,348	-	
National Science Foundation	Direct		1836821	47.050	Geosciences	77,493	-	
National Science Foundation	Direct		1841559	47.050	Geosciences	190,404	-	
National Science Foundation	Direct		1848724	47.050	Geosciences	274,944	-	
National Science Foundation	Direct		1851164	47.050	Geosciences	45,035	-	
National Science Foundation	Direct		1851587	47.050	Geosciences	71,687	-	
National Science Foundation	Direct		1851618	47.050	Geosciences	21,531	-	
National Science Foundation	Direct		1855751	47.050	Geosciences	96,786	-	
National Science Foundation	Direct		1903237	47.050	Geosciences	90,074	-	
National Science Foundation	Direct		1923568	47.050	Geosciences	141,736	55,769	
National Science Foundation	Direct		1924142	47.050	Geosciences	152,088	-	
National Science Foundation	Direct		1925627	47.050	Geosciences	20,578	-	
National Science Foundation	Direct		1927831	47.050	Geosciences	45,212	-	
National Science Foundation	Direct		1928014	47.050	Geosciences	98,714	-	
National Science Foundation	Direct		1928317	47.050	Geosciences	57,347	-	
National Science Foundation	Direct		1943742	47.050	Geosciences	114,743	-	
National Science Foundation	Direct		1948622	47.050	Geosciences	24,100	-	
National Science Foundation	Direct		1949151	47.050	Geosciences	35,387	-	
National Science Foundation	Direct		2002397	47.050	Geosciences	19,727	-	
National Science Foundation	Direct		2002695	47.050	Geosciences	52,363	-	
National Science Foundation	Direct		2013433	47.050	Geosciences	81,703	-	
National Science Foundation	Direct		2019379	47.050	Geosciences	281	-	
National Science Foundation	Direct		2020603	47.050	Geosciences	47,247	-	
National Science Foundation	Direct		2020970	47.050	Geosciences	17,282	-	
National Science Foundation	Direct		2022716	47.050	Geosciences	33,698	-	
National Science Foundation	Direct		2022746	47.050	Geosciences	18,213	-	
National Science Foundation	Direct		2031149	47.050	Geosciences	4,211	-	
National Science Foundation	Direct		2040610	47.050	Geosciences	10,531	-	
National Science Foundation	Direct		2050718	47.050	Geosciences	74,455	-	
National Science Foundation	Pass-Through	Bowling Green State University	10010192-UM05	47.050	Geosciences	96,445	-	
National Science Foundation	Pass-Through	Columbia University	90(GG009393)	47.050	Geosciences	50,371	-	
National Science Foundation	Pass-Through	Columbia University	90B(GG009393)	47.050	Geosciences	2,289	-	
National Science Foundation	Pass-Through	Duke University	14-NSF-1028	47.050	Geosciences	44,338	-	
National Science Foundation	Pass-Through	Georgia Institute of Technology	AWD 100683-G2/PO-5007724	47.050	Geosciences	1,721	-	
National Science Foundation	Pass-Through	University of Arizona	482274	47.050	Geosciences	119,927	-	
National Science Foundation	Pass-Through	University of Illinois-Urbana-Champaign	087882-16531	47.050	Geosciences	(2,307)	-	
National Science Foundation	Pass-Through	University of Southern California	131487531	47.050	Geosciences	23,545	-	
National Science Foundation	Pass-Through	Virginia Polytechnic Institute and State University	480012-19337	47.050	Geosciences	(94,879)	-	
						\$ 5,255,997	\$ 415,943	
National Science Foundation	Direct		1330142	47.070	Computer and Information Science and Engineering	42,420	-	
National Science Foundation	Direct		1421168	47.070	Computer and Information Science and Engineering	(631)	-	
National Science Foundation	Direct		1446117	47.070	Computer and Information Science and Engineering	38,849	-	
National Science Foundation	Direct		1452099	47.070	Computer and Information Science and Engineering	45,240	-	
National Science Foundation	Direct		1452915	47.070	Computer and Information Science and Engineering	160,532	-	
National Science Foundation	Direct		1453651	47.070	Computer and Information Science and Engineering	80,155	-	
National Science Foundation	Direct		1513596	47.070	Computer and Information Science and Engineering	118,318	-	
National Science Foundation	Direct		1514371	47.070	Computer and Information Science and Engineering	(102,877)	-	
National Science Foundation	Direct		1518888	47.070	Computer and Information Science and Engineering	34,527	-	
National Science Foundation	Direct		1522904	47.070	Computer and Information Science and Engineering	72,080	-	
National Science Foundation	Direct		1526059	47.070	Computer and Information Science and Engineering	22,366	-	
National Science Foundation	Direct		1526455	47.070	Computer and Information Science and Engineering	187,721	-	
National Science Foundation	Direct		1539011	47.070	Computer and Information Science and Engineering	59,033	59,033	
National Science Foundation	Direct		1541335	47.070	Computer and Information Science and Engineering	971,394	611,903	
National Science Foundation	Direct		1544678	47.070	Computer and Information Science and Engineering	655,844	-	
National Science Foundation	Direct		1544844	47.070	Computer and Information Science and Engineering	23,162	-	
National Science Foundation	Direct		1552503	47.070	Computer and Information Science and Engineering	154,355	-	
National Science Foundation	Direct		1553146	47.070	Computer and Information Science and Engineering	38,797	-	
National Science Foundation	Direct		1553169	47.070	Computer and Information Science and Engineering	(9,054)	-	
National Science Foundation	Direct		1553485	47.070	Computer and Information Science and Engineering	40,379	-	
National Science Foundation	Direct		1563849	47.070	Computer and Information Science and Engineering	110,203	-	
National Science Foundation	Direct		1607251	47.070	Computer and Information Science and Engineering	37,970	-	
National Science Foundation	Direct		1616575	47.070	Computer and Information Science and Engineering	135,824	-	
National Science Foundation	Direct		1617319	47.070	Computer and Information Science and Engineering	(4,016)	-	
National Science Foundation	Direct		1617820	47.070	Computer and Information Science and Engineering	3,436	-	
National Science Foundation	Direct		1617898	47.070	Computer and Information Science and Engineering	47,752	27,303	
National Science Foundation	Direct		1618187	47.070	Computer and Information Science and Engineering	12,247	-	
National Science Foundation	Direct		1628987	47.070	Computer and Information Science and Engineering	161,790	-	
National Science Foundation	Direct		1628991	47.070	Computer and Information Science and Engineering	107,524	-	
National Science Foundation	Direct		1629397	47.070	Computer and Information Science and Engineering	23,826	-	
National Science Foundation	Direct		1629763	47.070	Computer and Information Science and Engineering	250,382	-	

University of Michigan
 Schedule of Expenditures of Federal Awards
 For the Year Ended June 30, 2021

Cluster Title/Federal Grantor/Program	Type	Pass-Through Grantor	Award Identifier	Assistance Listing		Federal Expenditures	Passed-Through to Subrecipients
				Number	Assistance Listing Program Title		
National Science Foundation	Direct		1633370	47.070	Computer and Information Science and Engineering	114,108	-
National Science Foundation	Direct		1636840	47.070	Computer and Information Science and Engineering	25,157	-
National Science Foundation	Direct		1637546	47.070	Computer and Information Science and Engineering	102,004	-
National Science Foundation	Direct		1638186	47.070	Computer and Information Science and Engineering	304,936	29,966
National Science Foundation	Direct		1640575	47.070	Computer and Information Science and Engineering	461,829	-
National Science Foundation	Direct		1646019	47.070	Computer and Information Science and Engineering	155,110	-
National Science Foundation	Direct		1646130	47.070	Computer and Information Science and Engineering	225,156	-
National Science Foundation	Direct		1646392	47.070	Computer and Information Science and Engineering	94,511	-
National Science Foundation	Direct		1651740	47.070	Computer and Information Science and Engineering	87,774	-
National Science Foundation	Direct		1652294	47.070	Computer and Information Science and Engineering	61,290	-
National Science Foundation	Direct		1657411	47.070	Computer and Information Science and Engineering	12,063	-
National Science Foundation	Direct		1703931	47.070	Computer and Information Science and Engineering	215,744	-
National Science Foundation	Direct		1717064	47.070	Computer and Information Science and Engineering	78,884	-
National Science Foundation	Direct		1717186	47.070	Computer and Information Science and Engineering	87,472	-
National Science Foundation	Direct		1717299	47.070	Computer and Information Science and Engineering	4,403	-
National Science Foundation	Direct		1717523	47.070	Computer and Information Science and Engineering	89,510	-
National Science Foundation	Direct		1717688	47.070	Computer and Information Science and Engineering	131,038	-
National Science Foundation	Direct		1722619	47.070	Computer and Information Science and Engineering	62,226	-
National Science Foundation	Direct		1722801	47.070	Computer and Information Science and Engineering	362,258	-
National Science Foundation	Direct		1727610	47.070	Computer and Information Science and Engineering	1,644	-
National Science Foundation	Direct		1734266	47.070	Computer and Information Science and Engineering	49,846	33,625
National Science Foundation	Direct		1737432	47.070	Computer and Information Science and Engineering	532,466	170,697
National Science Foundation	Direct		1738103	47.070	Computer and Information Science and Engineering	134,806	-
National Science Foundation	Direct		1738714	47.070	Computer and Information Science and Engineering	35,759	-
National Science Foundation	Direct		1739517	47.070	Computer and Information Science and Engineering	22,388	-
National Science Foundation	Direct		1739525	47.070	Computer and Information Science and Engineering	25,856	-
National Science Foundation	Direct		1739577	47.070	Computer and Information Science and Engineering	212,748	56,430
National Science Foundation	Direct		1740897	47.070	Computer and Information Science and Engineering	23,004	-
National Science Foundation	Direct		1741022	47.070	Computer and Information Science and Engineering	77,774	-
National Science Foundation	Direct		1741166	47.070	Computer and Information Science and Engineering	39,966	-
National Science Foundation	Direct		1741190	47.070	Computer and Information Science and Engineering	114,383	-
National Science Foundation	Direct		1741435	47.070	Computer and Information Science and Engineering	10,171	-
National Science Foundation	Direct		1750127	47.070	Computer and Information Science and Engineering	106,876	-
National Science Foundation	Direct		1755908	47.070	Computer and Information Science and Engineering	10,232	-
National Science Foundation	Direct		1760133	47.070	Computer and Information Science and Engineering	478	-
National Science Foundation	Direct		1763297	47.070	Computer and Information Science and Engineering	53,485	-
National Science Foundation	Direct		1763348	47.070	Computer and Information Science and Engineering	101,755	-
National Science Foundation	Direct		1763674	47.070	Computer and Information Science and Engineering	95,367	-
National Science Foundation	Direct		1763918	47.070	Computer and Information Science and Engineering	112,998	-
National Science Foundation	Direct		1801342	47.070	Computer and Information Science and Engineering	87,482	-
National Science Foundation	Direct		1814507	47.070	Computer and Information Science and Engineering	178,090	-
National Science Foundation	Direct		1815291	47.070	Computer and Information Science and Engineering	219,146	-
National Science Foundation	Direct		1815316	47.070	Computer and Information Science and Engineering	140,798	-
National Science Foundation	Direct		1815760	47.070	Computer and Information Science and Engineering	83,565	-
National Science Foundation	Direct		1815790	47.070	Computer and Information Science and Engineering	21,568	-
National Science Foundation	Direct		1815875	47.070	Computer and Information Science and Engineering	95,388	-
National Science Foundation	Direct		1816019	47.070	Computer and Information Science and Engineering	96,935	-
National Science Foundation	Direct		1816319	47.070	Computer and Information Science and Engineering	202,039	-
National Science Foundation	Direct		1823192	47.070	Computer and Information Science and Engineering	222,697	206,541
National Science Foundation	Direct		1829724	47.070	Computer and Information Science and Engineering	140,213	-
National Science Foundation	Direct		1830345	47.070	Computer and Information Science and Engineering	124,058	-
National Science Foundation	Direct		1830615	47.070	Computer and Information Science and Engineering	59,171	-
National Science Foundation	Direct		1832811	47.070	Computer and Information Science and Engineering	106,328	6,672
National Science Foundation	Direct		1835612	47.070	Computer and Information Science and Engineering	160,531	-
National Science Foundation	Direct		1835747	47.070	Computer and Information Science and Engineering	58,198	-
National Science Foundation	Direct		1837245	47.070	Computer and Information Science and Engineering	203,257	-
National Science Foundation	Direct		1837680	47.070	Computer and Information Science and Engineering	94,518	-
National Science Foundation	Direct		1837985	47.070	Computer and Information Science and Engineering	145,079	-
National Science Foundation	Direct		1838179	47.070	Computer and Information Science and Engineering	264,599	33,518
National Science Foundation	Direct		1838994	47.070	Computer and Information Science and Engineering	58,875	-
National Science Foundation	Direct		1839868	47.070	Computer and Information Science and Engineering	449,586	-
National Science Foundation	Direct		1845076	47.070	Computer and Information Science and Engineering	122,398	-
National Science Foundation	Direct		1845491	47.070	Computer and Information Science and Engineering	58,435	-
National Science Foundation	Direct		1845577	47.070	Computer and Information Science and Engineering	163,891	-
National Science Foundation	Direct		1845853	47.070	Computer and Information Science and Engineering	116,136	-
National Science Foundation	Direct		1850221	47.070	Computer and Information Science and Engineering	90,096	-
National Science Foundation	Direct		1900665	47.070	Computer and Information Science and Engineering	225,758	-
National Science Foundation	Direct		1900675	47.070	Computer and Information Science and Engineering	236,036	-
National Science Foundation	Direct		1901171	47.070	Computer and Information Science and Engineering	121,207	-
National Science Foundation	Direct		1901191	47.070	Computer and Information Science and Engineering	204,651	-
National Science Foundation	Direct		1907553	47.070	Computer and Information Science and Engineering	46,059	-
National Science Foundation	Direct		1908601	47.070	Computer and Information Science and Engineering	35,038	-

University of Michigan
Schedule of Expenditures of Federal Awards
For the Year Ended June 30, 2021

Cluster Title/Federal Grantor/Program	Type	Pass-Through Grantor	Award Identifier	Assistance Listing		Federal Expenditures	Passed-Through to Subrecipients
				Number	Assistance Listing Program Title		
National Science Foundation	Direct		1908633	47.070	Computer and Information Science and Engineering	62,110	-
National Science Foundation	Direct		1909067	47.070	Computer and Information Science and Engineering	108,842	-
National Science Foundation	Direct		1909771	47.070	Computer and Information Science and Engineering	87,660	-
National Science Foundation	Direct		1910281	47.070	Computer and Information Science and Engineering	112,804	-
National Science Foundation	Direct		1910431	47.070	Computer and Information Science and Engineering	9,438	-
National Science Foundation	Direct		1916425	47.070	Computer and Information Science and Engineering	41,750	-
National Science Foundation	Direct		1918123	47.070	Computer and Information Science and Engineering	50,554	-
National Science Foundation	Direct		1925476	47.070	Computer and Information Science and Engineering	375,413	-
National Science Foundation	Direct		1928434	47.070	Computer and Information Science and Engineering	145,957	-
National Science Foundation	Direct		1930041	47.070	Computer and Information Science and Engineering	74,880	26,531
National Science Foundation	Direct		1931982	47.070	Computer and Information Science and Engineering	107,298	-
National Science Foundation	Direct		1934565	47.070	Computer and Information Science and Engineering	245,105	-
National Science Foundation	Direct		1939006	47.070	Computer and Information Science and Engineering	143,341	-
National Science Foundation	Direct		1940652	47.070	Computer and Information Science and Engineering	2,146	-
National Science Foundation	Direct		1941633	47.070	Computer and Information Science and Engineering	22,890	-
National Science Foundation	Direct		1942125	47.070	Computer and Information Science and Engineering	77,320	-
National Science Foundation	Direct		1942218	47.070	Computer and Information Science and Engineering	51,639	-
National Science Foundation	Direct		1942547	47.070	Computer and Information Science and Engineering	37,837	-
National Science Foundation	Direct		1947580	47.070	Computer and Information Science and Engineering	66,570	-
National Science Foundation	Direct		1949634	47.070	Computer and Information Science and Engineering	193,719	-
National Science Foundation	Direct		1955777	47.070	Computer and Information Science and Engineering	23,739	-
National Science Foundation	Direct		2001687	47.070	Computer and Information Science and Engineering	47,677	-
National Science Foundation	Direct		2002608	47.070	Computer and Information Science and Engineering	98,095	-
National Science Foundation	Direct		2003924	47.070	Computer and Information Science and Engineering	272,041	161,527
National Science Foundation	Direct		2006455	47.070	Computer and Information Science and Engineering	137,233	-
National Science Foundation	Direct		2006618	47.070	Computer and Information Science and Engineering	49,485	-
National Science Foundation	Direct		2006619	47.070	Computer and Information Science and Engineering	28,269	-
National Science Foundation	Direct		2006704	47.070	Computer and Information Science and Engineering	109,778	-
National Science Foundation	Direct		2006857	47.070	Computer and Information Science and Engineering	199,335	-
National Science Foundation	Direct		2007055	47.070	Computer and Information Science and Engineering	90,440	-
National Science Foundation	Direct		2007251	47.070	Computer and Information Science and Engineering	76,714	-
National Science Foundation	Direct		2007256	47.070	Computer and Information Science and Engineering	34,965	-
National Science Foundation	Direct		2007857	47.070	Computer and Information Science and Engineering	67,009	-
National Science Foundation	Direct		2007878	47.070	Computer and Information Science and Engineering	44,651	-
National Science Foundation	Direct		2008074	47.070	Computer and Information Science and Engineering	47,263	-
National Science Foundation	Direct		2008130	47.070	Computer and Information Science and Engineering	83,910	-
National Science Foundation	Direct		2008151	47.070	Computer and Information Science and Engineering	129,900	-
National Science Foundation	Direct		2010810	47.070	Computer and Information Science and Engineering	13,081	-
National Science Foundation	Direct		2012001	47.070	Computer and Information Science and Engineering	21,952	-
National Science Foundation	Direct		2014003	47.070	Computer and Information Science and Engineering	31,833	-
National Science Foundation	Direct		2016363	47.070	Computer and Information Science and Engineering	31,400	-
National Science Foundation	Direct		2018915	47.070	Computer and Information Science and Engineering	40,874	-
National Science Foundation	Direct		2025431	47.070	Computer and Information Science and Engineering	22,668	-
National Science Foundation	Direct		2030454	47.070	Computer and Information Science and Engineering	161,123	-
National Science Foundation	Direct		2031019	47.070	Computer and Information Science and Engineering	576	-
National Science Foundation	Direct		2031077	47.070	Computer and Information Science and Engineering	199,886	-
National Science Foundation	Direct		2031662	47.070	Computer and Information Science and Engineering	126,167	-
National Science Foundation	Direct		2035770	47.070	Computer and Information Science and Engineering	3,517	-
National Science Foundation	Direct		2038432	47.070	Computer and Information Science and Engineering	96,972	-
National Science Foundation	Direct		2045492	47.070	Computer and Information Science and Engineering	502	-
National Science Foundation	Direct		2100885	47.070	Computer and Information Science and Engineering	49,256	-
National Science Foundation	Direct		2115300	47.070	Computer and Information Science and Engineering	10,660	-
National Science Foundation	Pass-Through	Computing Research Association (CRA)	CIF2020-UM-32	47.070	Computer and Information Science and Engineering	20,131	-
National Science Foundation	Pass-Through	Dartmouth College	R1383	47.070	Computer and Information Science and Engineering	111,947	-
National Science Foundation	Pass-Through	Molecular Sciences Software Institute (MolSSI)	479590	47.070	Computer and Information Science and Engineering	43,396	-
National Science Foundation	Pass-Through	Morehouse College	1831964-003	47.070	Computer and Information Science and Engineering	22,701	-
National Science Foundation	Pass-Through	Morehouse College	1831964-003	47.070	Computer and Information Science and Engineering	24,730	-
National Science Foundation	Pass-Through	Platforms for Advanced Wireless Research (PAWR) Project Office	Task Order #1	47.070	Computer and Information Science and Engineering	(19,828)	-
National Science Foundation	Pass-Through	Platforms for Advanced Wireless Research (PAWR) Project Office	Task Order 3	47.070	Computer and Information Science and Engineering	92,054	-
National Science Foundation	Pass-Through	Stony Brook University	79217/1142110/2	47.070	Computer and Information Science and Engineering	21,537	-
National Science Foundation	Pass-Through	Syracuse University	30492-05064-S01	47.070	Computer and Information Science and Engineering	40,666	-
National Science Foundation	Pass-Through	University of California-San Diego	77845292	47.070	Computer and Information Science and Engineering	239,377	-
National Science Foundation	Pass-Through	University of Chicago	FP066185-A	47.070	Computer and Information Science and Engineering	231,310	-
National Science Foundation	Pass-Through	University of Colorado Boulder	1558761	47.070	Computer and Information Science and Engineering	167,127	-
National Science Foundation	Pass-Through	University of Illinois at Chicago	17597	47.070	Computer and Information Science and Engineering	11,038	-
National Science Foundation	Pass-Through	University of Nebraska-Lincoln	25-0511-0183-003	47.070	Computer and Information Science and Engineering	72,018	-
National Science Foundation	Pass-Through	University of Washington	UWSC9862	47.070	Computer and Information Science and Engineering	163,716	-
National Science Foundation	Pass-Through	Virginia Polytechnic Institute and State University	479589-19337	47.070	Computer and Information Science and Engineering	21,197	-
National Science Foundation	Pass-Through	Virginia Polytechnic Institute and State University	479590	47.070	Computer and Information Science and Engineering	31,415	-
National Science Foundation	Pass-Through	Virginia Polytechnic Institute and State University	479590-19337B	47.070	Computer and Information Science and Engineering	28,086	-
						\$ 18,279,711	\$ 1,423,746
National Science Foundation	Direct		1340681	47.074	Biological Sciences	\$ (293)	\$ -

University of Michigan
Schedule of Expenditures of Federal Awards
For the Year Ended June 30, 2021

Cluster Title/Federal Grantor/Program	Type	Pass-Through Grantor	Award Identifier	Assistance Listing		Federal Expenditures	Passed-Through to Subrecipients
				Number	Assistance Listing Program Title		
National Science Foundation	Direct		1444400	47.074	Biological Sciences	5,857	-
National Science Foundation	Direct		1452656	47.074	Biological Sciences	111,901	-
National Science Foundation	Direct		1456115	47.074	Biological Sciences	16,459	-
National Science Foundation	Direct		1456518	47.074	Biological Sciences	6,736	-
National Science Foundation	Direct		1458466	47.074	Biological Sciences	(54)	-
National Science Foundation	Direct		1552439	47.074	Biological Sciences	108,252	-
National Science Foundation	Direct		1553031	47.074	Biological Sciences	105,668	-
National Science Foundation	Direct		1556585	47.074	Biological Sciences	14,595	-
National Science Foundation	Direct		1557564	47.074	Biological Sciences	99,983	-
National Science Foundation	Direct		1557831	47.074	Biological Sciences	83,890	1,047
National Science Foundation	Direct		1557850	47.074	Biological Sciences	82,200	-
National Science Foundation	Direct		1560096	47.074	Biological Sciences	(11,605)	-
National Science Foundation	Direct		1564756	47.074	Biological Sciences	(9,028)	-
National Science Foundation	Direct		1612917	47.074	Biological Sciences	(10,946)	-
National Science Foundation	Direct		1615338	47.074	Biological Sciences	84,245	-
National Science Foundation	Direct		1615586	47.074	Biological Sciences	1,263	-
National Science Foundation	Direct		1617364	47.074	Biological Sciences	136,335	84,649
National Science Foundation	Direct		1651614	47.074	Biological Sciences	300,659	-
National Science Foundation	Direct		1655607	47.074	Biological Sciences	199,995	-
National Science Foundation	Direct		1655720	47.074	Biological Sciences	30,358	-
National Science Foundation	Direct		1655856	47.074	Biological Sciences	148,724	-
National Science Foundation	Direct		1657527	47.074	Biological Sciences	38,102	-
National Science Foundation	Direct		1701713	47.074	Biological Sciences	52,838	-
National Science Foundation	Direct		1707316	47.074	Biological Sciences	905,040	181,114
National Science Foundation	Direct		1714539	47.074	Biological Sciences	118,038	-
National Science Foundation	Direct		1716403	47.074	Biological Sciences	5,955	-
National Science Foundation	Direct		1737680	47.074	Biological Sciences	(534)	-
National Science Foundation	Direct		1748729	47.074	Biological Sciences	204,346	-
National Science Foundation	Direct		1749627	47.074	Biological Sciences	56,145	-
National Science Foundation	Direct		1753731	47.074	Biological Sciences	157,314	-
National Science Foundation	Direct		1754163	47.074	Biological Sciences	45,788	-
National Science Foundation	Direct		1754369	47.074	Biological Sciences	257,906	-
National Science Foundation	Direct		1754398	47.074	Biological Sciences	103,866	-
National Science Foundation	Direct		1755268	47.074	Biological Sciences	193,574	-
National Science Foundation	Direct		1755482	47.074	Biological Sciences	87,276	1,447
National Science Foundation	Direct		1756202	47.074	Biological Sciences	(687)	-
National Science Foundation	Direct		1759826	47.074	Biological Sciences	131,509	-
National Science Foundation	Direct		1802033	47.074	Biological Sciences	49,434	9,007
National Science Foundation	Direct		1813069	47.074	Biological Sciences	286,893	170,010
National Science Foundation	Direct		1817478	47.074	Biological Sciences	183,842	-
National Science Foundation	Direct		1817697	47.074	Biological Sciences	246,927	-
National Science Foundation	Direct		1817909	47.074	Biological Sciences	322,501	-
National Science Foundation	Direct		1834688	47.074	Biological Sciences	42,102	-
National Science Foundation	Direct		1845012	47.074	Biological Sciences	159,520	-
National Science Foundation	Direct		1851985	47.074	Biological Sciences	88,414	-
National Science Foundation	Direct		1852074	47.074	Biological Sciences	6,305	-
National Science Foundation	Direct		1853261	47.074	Biological Sciences	128,346	-
National Science Foundation	Direct		1854359	47.074	Biological Sciences	50,920	-
National Science Foundation	Direct		1855425	47.074	Biological Sciences	235,443	-
National Science Foundation	Direct		1856319	47.074	Biological Sciences	71,460	18,324
National Science Foundation	Direct		1902113	47.074	Biological Sciences	44,578	-
National Science Foundation	Direct		1902119	47.074	Biological Sciences	1,776	-
National Science Foundation	Direct		1902359	47.074	Biological Sciences	227,214	-
National Science Foundation	Direct		1910720	47.074	Biological Sciences	36,674	-
National Science Foundation	Direct		1911322	47.074	Biological Sciences	114,817	-
National Science Foundation	Direct		1917146	47.074	Biological Sciences	117,671	-
National Science Foundation	Direct		1921677	47.074	Biological Sciences	585,144	148,520
National Science Foundation	Direct		1923206	47.074	Biological Sciences	244,061	-
National Science Foundation	Direct		1929737	47.074	Biological Sciences	26,528	-
National Science Foundation	Direct		1929738	47.074	Biological Sciences	154,936	-
National Science Foundation	Direct		1930030	47.074	Biological Sciences	28,298	-
National Science Foundation	Direct		1934703	47.074	Biological Sciences	191,647	-
National Science Foundation	Direct		1935265	47.074	Biological Sciences	239,089	119,823
National Science Foundation	Direct		1935926	47.074	Biological Sciences	215,803	-
National Science Foundation	Direct		1941796	47.074	Biological Sciences	254,446	-
National Science Foundation	Direct		1941822	47.074	Biological Sciences	73,924	-
National Science Foundation	Direct		1941966	47.074	Biological Sciences	135,173	-
National Science Foundation	Direct		1942398	47.074	Biological Sciences	113,416	-
National Science Foundation	Direct		1944881	47.074	Biological Sciences	33,800	-
National Science Foundation	Direct		2010851	47.074	Biological Sciences	137,640	-
National Science Foundation	Direct		2013809	47.074	Biological Sciences	806	-
National Science Foundation	Direct		2017822	47.074	Biological Sciences	6,893	-

University of Michigan
Schedule of Expenditures of Federal Awards
For the Year Ended June 30, 2021

Cluster Title/Federal Grantor/Program	Type	Pass-Through Grantor	Award Identifier	Assistance Listing		Federal Expenditures	Passed-Through to Subrecipients
				Number	Assistance Listing Program Title		
National Science Foundation	Direct		2025426	47.074	Biological Sciences	182,361	-
National Science Foundation	Direct		2030541	47.074	Biological Sciences	94,699	-
National Science Foundation	Direct		2030790	47.074	Biological Sciences	158,485	-
National Science Foundation	Direct		2033320	47.074	Biological Sciences	42,118	-
National Science Foundation	Direct		2045562	47.074	Biological Sciences	69,403	-
National Science Foundation	Direct		2046005	47.074	Biological Sciences	87,898	-
National Science Foundation	Pass-Through Chicago State University		53118	47.074	Biological Sciences	3,874	-
National Science Foundation	Pass-Through Eastern Michigan University		R71053-3210	47.074	Biological Sciences	14,912	-
National Science Foundation	Pass-Through Louisiana State University		PO-0000113456	47.074	Biological Sciences	70,174	-
National Science Foundation	Pass-Through Marine Biological Laboratory		52806	47.074	Biological Sciences	121,934	-
National Science Foundation	Pass-Through Michigan State University		RC106385UM	47.074	Biological Sciences	168,373	-
National Science Foundation	Pass-Through Missouri Botanical Garden		NSF08115UOM	47.074	Biological Sciences	37,678	-
National Science Foundation	Pass-Through University of Illinois-Urbana-Champaign		101043-18014	47.074	Biological Sciences	2,825	-
National Science Foundation	Pass-Through Woods Hole Oceanographic Institute		A101378	47.074	Biological Sciences	(1,385)	-
						\$ 9,771,460	\$ 733,941
National Science Foundation	Direct		1348013	47.075	Social, Behavioral, and Economic Sciences	(22)	-
National Science Foundation	Direct		1348957	47.075	Social, Behavioral, and Economic Sciences	(4,043)	-
National Science Foundation	Direct		1530628	47.075	Social, Behavioral, and Economic Sciences	(888)	-
National Science Foundation	Direct		1539228	47.075	Social, Behavioral, and Economic Sciences	188,724	-
National Science Foundation	Direct		1551513	47.075	Social, Behavioral, and Economic Sciences	8,302	-
National Science Foundation	Direct		1552429	47.075	Social, Behavioral, and Economic Sciences	50,673	-
National Science Foundation	Direct		1555460	47.075	Social, Behavioral, and Economic Sciences	19,419	-
National Science Foundation	Direct		1623684	47.075	Social, Behavioral, and Economic Sciences	6,280,620	-
National Science Foundation	Direct		1627464	47.075	Social, Behavioral, and Economic Sciences	36,810	-
National Science Foundation	Direct		1631409	47.075	Social, Behavioral, and Economic Sciences	11,556	15,220
National Science Foundation	Direct		1636754	47.075	Social, Behavioral, and Economic Sciences	(1,965)	-
National Science Foundation	Direct		1638553	47.075	Social, Behavioral, and Economic Sciences	4,148	-
National Science Foundation	Direct		1658268	47.075	Social, Behavioral, and Economic Sciences	189,052	-
National Science Foundation	Direct		1658336	47.075	Social, Behavioral, and Economic Sciences	164,782	-
National Science Foundation	Direct		1724436	47.075	Social, Behavioral, and Economic Sciences	(100)	(105)
National Science Foundation	Direct		1727491	47.075	Social, Behavioral, and Economic Sciences	55,499	-
National Science Foundation	Direct		1728792	47.075	Social, Behavioral, and Economic Sciences	52,547	-
National Science Foundation	Direct		1728959	47.075	Social, Behavioral, and Economic Sciences	83,064	-
National Science Foundation	Direct		1729115	47.075	Social, Behavioral, and Economic Sciences	10,227	-
National Science Foundation	Direct		1733546	47.075	Social, Behavioral, and Economic Sciences	66,566	-
National Science Foundation	Direct		1744065	47.075	Social, Behavioral, and Economic Sciences	56,462	-
National Science Foundation	Direct		1744724	47.075	Social, Behavioral, and Economic Sciences	170,577	39,072
National Science Foundation	Direct		1749430	47.075	Social, Behavioral, and Economic Sciences	3,361	-
National Science Foundation	Direct		1757147	47.075	Social, Behavioral, and Economic Sciences	33,835	-
National Science Foundation	Direct		1759199	47.075	Social, Behavioral, and Economic Sciences	160,460	-
National Science Foundation	Direct		1760058	47.075	Social, Behavioral, and Economic Sciences	86,236	-
National Science Foundation	Direct		1760238	47.075	Social, Behavioral, and Economic Sciences	(524)	-
National Science Foundation	Direct		1760644	47.075	Social, Behavioral, and Economic Sciences	15,735	-
National Science Foundation	Direct		1762420	47.075	Social, Behavioral, and Economic Sciences	68,103	-
National Science Foundation	Direct		1823629	47.075	Social, Behavioral, and Economic Sciences	94,484	-
National Science Foundation	Direct		1824839	47.075	Social, Behavioral, and Economic Sciences	10,189	-
National Science Foundation	Direct		1825113	47.075	Social, Behavioral, and Economic Sciences	89,916	-
National Science Foundation	Direct		1830705	47.075	Social, Behavioral, and Economic Sciences	436	-
National Science Foundation	Direct		1831347	47.075	Social, Behavioral, and Economic Sciences	232,351	-
National Science Foundation	Direct		1835971	47.075	Social, Behavioral, and Economic Sciences	3,905,909	167,857
National Science Foundation	Direct		1846747	47.075	Social, Behavioral, and Economic Sciences	54,901	-
National Science Foundation	Direct		1849638	47.075	Social, Behavioral, and Economic Sciences	145,463	-
National Science Foundation	Direct		1850328	47.075	Social, Behavioral, and Economic Sciences	8,376	-
National Science Foundation	Direct		1901661	47.075	Social, Behavioral, and Economic Sciences	82,503	-
National Science Foundation	Direct		1917663	47.075	Social, Behavioral, and Economic Sciences	189,454	-
National Science Foundation	Direct		1917727	47.075	Social, Behavioral, and Economic Sciences	60,941	-
National Science Foundation	Direct		1918093	47.075	Social, Behavioral, and Economic Sciences	(567)	-
National Science Foundation	Direct		1919360	47.075	Social, Behavioral, and Economic Sciences	101,608	-
National Science Foundation	Direct		1919362	47.075	Social, Behavioral, and Economic Sciences	107,044	-
National Science Foundation	Direct		1919671	47.075	Social, Behavioral, and Economic Sciences	3,428	-
National Science Foundation	Direct		1925563	47.075	Social, Behavioral, and Economic Sciences	273,874	-
National Science Foundation	Direct		1925693	47.075	Social, Behavioral, and Economic Sciences	611,663	-
National Science Foundation	Direct		1926576	47.075	Social, Behavioral, and Economic Sciences	520,286	128,884
National Science Foundation	Direct		1926653	47.075	Social, Behavioral, and Economic Sciences	101,930	-
National Science Foundation	Direct		1927384	47.075	Social, Behavioral, and Economic Sciences	7,770	-
National Science Foundation	Direct		1930645	47.075	Social, Behavioral, and Economic Sciences	192,677	-
National Science Foundation	Direct		1931049	47.075	Social, Behavioral, and Economic Sciences	(722)	-
National Science Foundation	Direct		1938154	47.075	Social, Behavioral, and Economic Sciences	18,720	-
National Science Foundation	Direct		1941828	47.075	Social, Behavioral, and Economic Sciences	47,680	-
National Science Foundation	Direct		1945121	47.075	Social, Behavioral, and Economic Sciences	99,885	-
National Science Foundation	Direct		1945701	47.075	Social, Behavioral, and Economic Sciences	3,274	-
National Science Foundation	Direct		1946936	47.075	Social, Behavioral, and Economic Sciences	24,934	-

University of Michigan
Schedule of Expenditures of Federal Awards
For the Year Ended June 30, 2021

Cluster Title/Federal Grantor/Program	Type	Pass-Through Grantor	Award Identifier	Assistance Listing		Federal Expenditures	Passed-Through to Subrecipients
				Number	Assistance Listing Program Title		
National Science Foundation	Direct		1954703	47.075	Social, Behavioral, and Economic Sciences	1,260	-
National Science Foundation	Direct		2013753	47.075	Social, Behavioral, and Economic Sciences	230,804	-
National Science Foundation	Direct		2017068	47.075	Social, Behavioral, and Economic Sciences	71,361	-
National Science Foundation	Direct		2018489	47.075	Social, Behavioral, and Economic Sciences	2,045	-
National Science Foundation	Direct		2020648	47.075	Social, Behavioral, and Economic Sciences	54,382	-
National Science Foundation	Direct		2020872	47.075	Social, Behavioral, and Economic Sciences	98,826	-
National Science Foundation	Direct		2023639	47.075	Social, Behavioral, and Economic Sciences	28,075	-
National Science Foundation	Direct		2027513	47.075	Social, Behavioral, and Economic Sciences	35,574	-
National Science Foundation	Direct		2027610	47.075	Social, Behavioral, and Economic Sciences	52,453	-
National Science Foundation	Direct		2027745	47.075	Social, Behavioral, and Economic Sciences	66,992	-
National Science Foundation	Direct		2027822	47.075	Social, Behavioral, and Economic Sciences	68,792	-
National Science Foundation	Direct		2027836	47.075	Social, Behavioral, and Economic Sciences	157,397	10,999
National Science Foundation	Direct		2030059	47.075	Social, Behavioral, and Economic Sciences	94,301	19,386
National Science Foundation	Direct		2035095	47.075	Social, Behavioral, and Economic Sciences	74,964	-
National Science Foundation	Direct		2041233	47.075	Social, Behavioral, and Economic Sciences	667	-
National Science Foundation	Direct		2048505	47.075	Social, Behavioral, and Economic Sciences	30,682	-
National Science Foundation	Direct		2104384	47.075	Social, Behavioral, and Economic Sciences	20,007	-
National Science Foundation	Pass-Through American Sociological Association		Grant Agreement	47.075	Social, Behavioral, and Economic Sciences	3,200	-
National Science Foundation	Pass-Through Carnegie-Mellon University		1122455-370028	47.075	Social, Behavioral, and Economic Sciences	13,279	-
National Science Foundation	Pass-Through Decision Research		18-01	47.075	Social, Behavioral, and Economic Sciences	(151)	-
National Science Foundation	Pass-Through Indiana University		BL-4831222-UM/PO0097554	47.075	Social, Behavioral, and Economic Sciences	6,283	-
National Science Foundation	Pass-Through Johns Hopkins University		PO 2003171568	47.075	Social, Behavioral, and Economic Sciences	150,318	-
National Science Foundation	Pass-Through Michigan State University		RC104160UM	47.075	Social, Behavioral, and Economic Sciences	6,179	-
National Science Foundation	Pass-Through National Endowment for the Humanities		PD-255909-17	47.075	Social, Behavioral, and Economic Sciences	6,447	-
National Science Foundation	Pass-Through The American Political Science Association		Research Agreement	47.075	Social, Behavioral, and Economic Sciences	4,620	-
National Science Foundation	Pass-Through The President and Fellows of Harvard College aka Harvard University		136392-5116305	47.075	Social, Behavioral, and Economic Sciences	82,119	-
National Science Foundation	Pass-Through University of California - Irvine		2019-3782	47.075	Social, Behavioral, and Economic Sciences	12,553	-
National Science Foundation	Pass-Through Yale University		GR108055 (CON-80002055)	47.075	Social, Behavioral, and Economic Sciences	34,903	-
						\$ 16,205,955	\$ 381,313
National Science Foundation	Direct		1420102	47.076	Education and Human Resources	27	-
National Science Foundation	Direct		1458375	47.076	Education and Human Resources	78,732	-
National Science Foundation	Direct		1502778	47.076	Education and Human Resources	312,491	-
National Science Foundation	Direct		1524967	47.076	Education and Human Resources	229,086	-
National Science Foundation	Direct		1535389	47.076	Education and Human Resources	45,754	-
National Science Foundation	Direct		1609204	47.076	Education and Human Resources	49,554	-
National Science Foundation	Direct		1611687	47.076	Education and Human Resources	41,448	-
National Science Foundation	Direct		1619681	47.076	Education and Human Resources	1,008,291	397,972
National Science Foundation	Direct		1621104	47.076	Education and Human Resources	583,948	-
National Science Foundation	Direct		1625387	47.076	Education and Human Resources	3,127	-
National Science Foundation	Direct		1625397	47.076	Education and Human Resources	141,099	-
National Science Foundation	Direct		1665117	47.076	Education and Human Resources	12,873	-
National Science Foundation	Direct		1711533	47.076	Education and Human Resources	(1,315)	-
National Science Foundation	Direct		1725837	47.076	Education and Human Resources	386,813	-
National Science Foundation	Direct		1743150	47.076	Education and Human Resources	55,130	-
National Science Foundation	Direct		1760609	47.076	Education and Human Resources	301,455	-
National Science Foundation	Direct		1760788	47.076	Education and Human Resources	632,042	-
National Science Foundation	Direct		1761129	47.076	Education and Human Resources	186,329	-
National Science Foundation	Direct		1821488	47.076	Education and Human Resources	224,870	-
National Science Foundation	Direct		1821509	47.076	Education and Human Resources	233,403	-
National Science Foundation	Direct		1821574	47.076	Education and Human Resources	67,993	-
National Science Foundation	Direct		1821884	47.076	Education and Human Resources	18,930	-
National Science Foundation	Direct		1841052	47.076	Education and Human Resources	9,131,046	-
National Science Foundation	Direct		1845841	47.076	Education and Human Resources	158,484	-
National Science Foundation	Direct		1915345	47.076	Education and Human Resources	403,613	24,479
National Science Foundation	Direct		1915515	47.076	Education and Human Resources	80,041	-
National Science Foundation	Direct		1928501	47.076	Education and Human Resources	69,039	-
National Science Foundation	Direct		1930072	47.076	Education and Human Resources	311,292	43,840
National Science Foundation	Direct		1937251	47.076	Education and Human Resources	319,004	-
National Science Foundation	Direct		1937509	47.076	Education and Human Resources	161,011	-
National Science Foundation	Direct		1942274	47.076	Education and Human Resources	97,483	-
National Science Foundation	Direct		1954967	47.076	Education and Human Resources	133,587	-
National Science Foundation	Direct		1954981	47.076	Education and Human Resources	105,913	-
National Science Foundation	Direct		2000189	47.076	Education and Human Resources	277,582	-
National Science Foundation	Direct		2000518	47.076	Education and Human Resources	170,602	-
National Science Foundation	Direct		2000579	47.076	Education and Human Resources	312,195	-
National Science Foundation	Direct		2000580	47.076	Education and Human Resources	4,791	-
National Science Foundation	Direct		2000602	47.076	Education and Human Resources	175,857	-
National Science Foundation	Direct		2000730	47.076	Education and Human Resources	78,957	19,584
National Science Foundation	Direct		2005812	47.076	Education and Human Resources	43,338	-
National Science Foundation	Direct		2013410	47.076	Education and Human Resources	70,687	-
National Science Foundation	Direct		2014200	47.076	Education and Human Resources	23,815	-
National Science Foundation	Direct		2016707	47.076	Education and Human Resources	245,565	137,134

University of Michigan
Schedule of Expenditures of Federal Awards
For the Year Ended June 30, 2021

Cluster Title/Federal Grantor/Program	Type	Pass-Through Grantor	Award Identifier	Assistance Listing		Federal Expenditures	Passed-Through to Subrecipients
				Number	Assistance Listing Program Title		
National Science Foundation	Direct		2021587	47.076	Education and Human Resources	265,939	129,491
National Science Foundation	Direct		2025805	47.076	Education and Human Resources	70,094	-
National Science Foundation	Direct		2027888	47.076	Education and Human Resources	118,218	-
National Science Foundation	Direct		2028370	47.076	Education and Human Resources	142,598	-
National Science Foundation	Direct		2030919	47.076	Education and Human Resources	113,569	-
National Science Foundation	Direct		2039445	47.076	Education and Human Resources	37,722	-
National Science Foundation	Direct		2043430	47.076	Education and Human Resources	4,460	-
National Science Foundation	Direct		2055164	47.076	Education and Human Resources	27,971	-
National Science Foundation	Pass-Through Iowa State University of Science and Technology (aka Iowa State University)		016174B	47.076	Education and Human Resources	2,332	-
National Science Foundation	Pass-Through Iowa State University of Science and Technology (aka Iowa State University)		022613A	47.076	Education and Human Resources	10,594	-
National Science Foundation	Pass-Through Michigan State University		RC104925UM	47.076	Education and Human Resources	23,760	-
National Science Foundation	Pass-Through Michigan State University		RC107563UM	47.076	Education and Human Resources	80,716	-
National Science Foundation	Pass-Through Rutgers University		5920	47.076	Education and Human Resources	75,798	-
National Science Foundation	Pass-Through Rutgers University		827931	47.076	Education and Human Resources	43,554	-
National Science Foundation	Pass-Through University of California - Irvine		2015-3266	47.076	Education and Human Resources	6,828	-
National Science Foundation	Pass-Through University of Maryland, College Park		Z411102	47.076	Education and Human Resources	2,048	-
National Science Foundation	Pass-Through University of Missouri		C00070026-1	47.076	Education and Human Resources	30,825	-
National Science Foundation	Pass-Through University of San Diego		A20-0022-S002	47.076	Education and Human Resources	19,281	-
National Science Foundation	Pass-Through University of Wisconsin		830K642	47.076	Education and Human Resources	31,068	-
						\$ 18,093,357	\$ 752,500
National Science Foundation	Direct		1253154	47.078	Polar Programs	\$ (63)	\$ -
National Science Foundation	Direct		1953960	47.078	Polar Programs	5,261	-
National Science Foundation	Direct		2000493	47.078	Polar Programs	1,246	-
						\$ 6,444	\$ -
National Science Foundation	Direct		1658650	47.079	Office of International Science and Engineering	5,628	-
National Science Foundation	Direct		1827075	47.079	Office of International Science and Engineering	101,214	-
National Science Foundation	Pass-Through Smithsonian Institution		21-SUBC-440-0000452390	47.079	Office of International Science and Engineering	4,300	-
National Science Foundation	Pass-Through University of North Carolina at Chapel Hill		5113293	47.079	Office of International Science and Engineering	126,022	-
National Science Foundation	Pass-Through University of Wisconsin		000000758	47.079	Office of International Science and Engineering	51,389	-
National Science Foundation	Pass-Through Virginia Polytechnic Institute and State University		479477-19337	47.079	Office of International Science and Engineering	91,407	-
						\$ 379,960	\$ -
National Science Foundation	Direct		1545858	47.083	Integrative Activities	\$ 512,162	\$ 163,736
National Science Foundation	Direct		1934494	47.083	Integrative Activities	177,727	-
National Science Foundation	Direct		1936884	47.083	Integrative Activities	118,967	-
National Science Foundation	Direct		1936940	47.083	Integrative Activities	55,615	-
National Science Foundation	Direct		2020010	47.083	Integrative Activities	59,426	-
National Science Foundation	Direct		2029518	47.083	Integrative Activities	127,920	-
National Science Foundation	Direct		2029556	47.083	Integrative Activities	94,432	-
National Science Foundation	Direct		2033558	47.083	Integrative Activities	34,229	-
National Science Foundation	Pass-Through Michigan Technological University		1905013Z2	47.083	Integrative Activities	5,995	-
						\$ 1,186,473	\$ 163,736
National Science Foundation	Direct		1903736	47.RD		171,264	-
National Science Foundation	Direct		2013316	47.RD		21,018	-
National Science Foundation	Direct		2034557	47.RD		265,038	-
National Science Foundation	Direct		2035153	47.RD		199,140	120,266
National Science Foundation	Direct		2049988	47.RD		173,615	-
National Science Foundation	Direct		2050306	47.RD		154,968	-
National Science Foundation	Direct		2050471	47.RD		59,907	-
National Science Foundation	Direct		2135965	47.RD		18,448	-
National Science Foundation	Direct		49100420C0020	47.RD		150,414	48,850
National Science Foundation	Direct		49100421C0018	47.RD		24,183	-
National Science Foundation	Direct		IPA Agreement	47.RD		286,933	-
National Science Foundation	Direct		IPA Agreement	47.RD		435,902	-
National Science Foundation	Pass-Through American Educational Research Association		Agreement	47.RD		16,521	-
National Science Foundation	Pass-Through American Sociological Association		Grant Agreement	47.RD		15,750	-
National Science Foundation	Pass-Through Boston University		4500003219	47.RD		355,807	-
National Science Foundation	Pass-Through Boston University		4500003220	47.RD		7,834	-
National Science Foundation	Pass-Through Boston University		4500003221	47.RD		28,976	-
National Science Foundation	Pass-Through Boston University		4500003736	47.RD		339,084	-
National Science Foundation	Pass-Through Boston University		4500003737	47.RD		44,458	-
National Science Foundation	Pass-Through Boston University		4500003738	47.RD		63,930	-
National Science Foundation	Pass-Through Coleridge Initiative, Inc.		Subcontract Agreement	47.RD		83,142	-
National Science Foundation	Pass-Through Indiana University		BL-4843252-UM	47.RD		68,077	-
National Science Foundation	Pass-Through Mathematical Sciences Research Institute		MSRI Chern Professorship	47.RD		18,179	-
National Science Foundation	Pass-Through MONSTR Sense Technologies, LLC		Research Agreement	47.RD		7,192	-
National Science Foundation	Pass-Through OFM Research		NSF ICER-20-26904	47.RD		23,698	-
National Science Foundation	Pass-Through Princeton University		SUB0000275	47.RD		85,786	-
National Science Foundation	Pass-Through Spirrow Therapeutics		Research Agreement	47.RD		13,525	-
						\$ 3,132,789	\$ 169,116
						\$ 112,164,423	\$ 5,299,418
			Total National Science Foundation				
Veterans Affairs, Department of	Direct		36C24119C0060	64.RD		\$ 42,025	\$ -

University of Michigan
Schedule of Expenditures of Federal Awards
For the Year Ended June 30, 2021

Cluster Title/Federal Grantor/Program	Type	Pass-Through Grantor	Award Identifier	Assistance Listing		Federal Expenditures	Passed-Through to Subrecipients
				Number	Assistance Listing Program Title		
Veterans Affairs, Department of	Direct		36C24119C0060	64.RD		53,438	-
Veterans Affairs, Department of	Direct		36C24E21C0002	64.RD		62,144	-
Veterans Affairs, Department of	Direct		36C25018C0241	64.RD		14,009	-
Veterans Affairs, Department of	Direct		36C25018C0241	64.RD		51,966	-
Veterans Affairs, Department of	Direct		36C25018C0267	64.RD		1,962	-
Veterans Affairs, Department of	Direct		36C25018C0267	64.RD		6,229	-
Veterans Affairs, Department of	Direct		36C25019C0139	64.RD		84,193	-
Veterans Affairs, Department of	Direct		36C25019C0139/PO 506C90190	64.RD		(6,722)	-
Veterans Affairs, Department of	Direct		36C25019C0203	64.RD		(15)	-
Veterans Affairs, Department of	Direct		36C25019C0203	64.RD		29,149	-
Veterans Affairs, Department of	Direct		36C25020D0073	64.RD		7,972	-
Veterans Affairs, Department of	Direct		36C25020D0073	64.RD		42,024	-
Veterans Affairs, Department of	Direct		36C25020D0073	64.RD		5,880	-
Veterans Affairs, Department of	Direct		36C25020D0073	64.RD		740	-
Veterans Affairs, Department of	Direct		36C25020P1158	64.RD		37,973	-
Veterans Affairs, Department of	Direct		36C250-20-P-1268	64.RD		33,587	-
Veterans Affairs, Department of	Direct		36C25020P1710	64.RD		28,365	-
Veterans Affairs, Department of	Direct		36C25020P1772	64.RD		6,693	-
Veterans Affairs, Department of	Direct		36C25020P1898	64.RD		2,855	-
Veterans Affairs, Department of	Direct		36C25021C0159/PO 506D17007	64.RD		10,842	-
Veterans Affairs, Department of	Direct		506-D95050	64.RD		7,035	-
Veterans Affairs, Department of	Direct		AWD015022	64.RD		2,371	-
Veterans Affairs, Department of	Direct		D05060	64.RD		55,484	-
Veterans Affairs, Department of	Direct		IPA - Anderson, Barry	64.RD		27,421	-
Veterans Affairs, Department of	Direct		IPA - Anderson, Barry	64.RD		4,910	-
Veterans Affairs, Department of	Direct		IPA - Baker, Jessica	64.RD		48,234	-
Veterans Affairs, Department of	Direct		IPA - Chen, Jijun	64.RD		12,412	-
Veterans Affairs, Department of	Direct		IPA - Chen, Jijun	64.RD		39,812	-
Veterans Affairs, Department of	Direct		IPA - Girard, Rachel	64.RD		22,105	-
Veterans Affairs, Department of	Direct		IPA - Guy, Joey Lee	64.RD		24,424	-
Veterans Affairs, Department of	Direct		IPA - Guy, Joey Lee	64.RD		24,424	-
Veterans Affairs, Department of	Direct		IPA - Ha, Jinkyung	64.RD		5,093	-
Veterans Affairs, Department of	Direct		IPA - Haus, Eileen	64.RD		29,151	-
Veterans Affairs, Department of	Direct		IPA - Helminski, Danielle	64.RD		29,172	-
Veterans Affairs, Department of	Direct		IPA - Kanicki-Akin, Ariane	64.RD		17,272	-
Veterans Affairs, Department of	Direct		IPA - Karwowski, Danielle	64.RD		5,715	-
Veterans Affairs, Department of	Direct		IPA - Krans, Amy	64.RD		16,522	-
Veterans Affairs, Department of	Direct		IPA - Krans, Amy	64.RD		52,768	-
Veterans Affairs, Department of	Direct		IPA - Lee, Soo Jung	64.RD		628	-
Veterans Affairs, Department of	Direct		IPA - Lee, Soo Jung	64.RD		2,703	-
Veterans Affairs, Department of	Direct		IPA - Ojeda, Lauro	64.RD		(4,184)	-
Veterans Affairs, Department of	Direct		IPA - Padgett, Michael	64.RD		1,709	-
Veterans Affairs, Department of	Direct		IPA - Robinson, Dan	64.RD		1,575	-
Veterans Affairs, Department of	Direct		IPA - Tank, Elizabeth	64.RD		4,190	-
Veterans Affairs, Department of	Direct		IPA - Tank, Elizabeth	64.RD		15,039	-
Veterans Affairs, Department of	Direct		IPA - Valbona Metko	64.RD		8,821	-
Veterans Affairs, Department of	Direct		IPA - Vats, Pankaj	64.RD		862	-
Veterans Affairs, Department of	Direct		IPA - Villegas-Umana, Emily T.	64.RD		4,173	-
Veterans Affairs, Department of	Direct		IPA - Villegas-Umana, Emily T.	64.RD		7,048	-
Veterans Affairs, Department of	Direct		IPA - Villegas-Umana, Emily T.	64.RD		24,755	-
Veterans Affairs, Department of	Direct		IPA - Weston, Michele	64.RD		16,437	-
Veterans Affairs, Department of	Direct		IPA - Yu, Fen	64.RD		12,371	-
Veterans Affairs, Department of	Direct		IPA - Zhang, Xiaojie	64.RD		11,682	-
Veterans Affairs, Department of	Direct		IPA - Zhang, Xiaojie	64.RD		61,280	-
Veterans Affairs, Department of	Direct		IPA Agreement Semerad, Jay - F	64.RD		793	-
Veterans Affairs, Department of	Direct		IPA Ameling, Jessica	64.RD		1,237	-
Veterans Affairs, Department of	Direct		IPA Ashe, Doctor	64.RD		5,148	-
Veterans Affairs, Department of	Direct		IPA Baker, Nicki	64.RD		27,027	-
Veterans Affairs, Department of	Direct		IPA Baker, Nicki	64.RD		34,819	-
Veterans Affairs, Department of	Direct		IPA Bauer, David	64.RD		3,272	-
Veterans Affairs, Department of	Direct		IPA Cartee, Naw May Pearl	64.RD		10,235	-
Veterans Affairs, Department of	Direct		IPA Cartee, Naw May Pearl	64.RD		54,148	-
Veterans Affairs, Department of	Direct		IPA Chang, Shelly	64.RD		2,249	-
Veterans Affairs, Department of	Direct		IPA Chen, Jenny	64.RD		29,926	-
Veterans Affairs, Department of	Direct		IPA Chen, Jenny	64.RD		17,575	-
Veterans Affairs, Department of	Direct		IPA Cohn, Amy	64.RD		42,704	-
Veterans Affairs, Department of	Direct		IPA Cyrus Sarosh	64.RD		21,543	-
Veterans Affairs, Department of	Direct		IPA Denton, Brian	64.RD		22,621	-
Veterans Affairs, Department of	Direct		IPA Ehrlinger, Rachel	64.RD		10,885	-
Veterans Affairs, Department of	Direct		IPA Engle, Jason	64.RD		13,693	-
Veterans Affairs, Department of	Direct		IPA Flesher, Carmen	64.RD		(9,463)	-
Veterans Affairs, Department of	Direct		IPA Fowler, Rebecca	64.RD		(3,272)	-

University of Michigan
Schedule of Expenditures of Federal Awards
For the Year Ended June 30, 2021

Cluster Title/Federal Grantor/Program	Type	Pass-Through Grantor	Award Identifier	Assistance Listing		Federal Expenditures	Passed-Through to Subrecipients
				Number	Assistance Listing Program Title		
Veterans Affairs, Department of	Direct		IPA Funes Lora, Miguel	64.RD		75,798	-
Veterans Affairs, Department of	Direct		IPA Garlick, James	64.RD		1,310	-
Veterans Affairs, Department of	Direct		IPA Geisendorfer, Max	64.RD		23,202	-
Veterans Affairs, Department of	Direct		IPA Geisendorfer, Max	64.RD		24,316	-
Veterans Affairs, Department of	Direct		IPA Goldman, Erin	64.RD		5,038	-
Veterans Affairs, Department of	Direct		IPA Gross, Colin	64.RD		4,101	-
Veterans Affairs, Department of	Direct		IPA Guo, Chiao	64.RD		40,847	-
Veterans Affairs, Department of	Direct		IPA Henry Moon	64.RD		36,505	-
Veterans Affairs, Department of	Direct		IPA Henry Moon	64.RD		6,775	-
Veterans Affairs, Department of	Direct		IPA Hoelscher,Alice	64.RD		11,193	-
Veterans Affairs, Department of	Direct		IPA Holcombe, Sven	64.RD		(4,137)	-
Veterans Affairs, Department of	Direct		IPA Ignacio / 506-D95049	64.RD		4,792	-
Veterans Affairs, Department of	Direct		IPA Jannausch, Mary	64.RD		3,639	-
Veterans Affairs, Department of	Direct		IPA Jie Zhu	64.RD		51,659	-
Veterans Affairs, Department of	Direct		IPA Jie Zhu	64.RD		13,604	-
Veterans Affairs, Department of	Direct		IPA Klein,Debra	64.RD		(3,045)	-
Veterans Affairs, Department of	Direct		IPA- Krenz, Chris	64.RD		3,833	-
Veterans Affairs, Department of	Direct		IPA Lavieri, Mariel	64.RD		13,350	-
Veterans Affairs, Department of	Direct		IPA Lee, Soo Jung	64.RD		(523)	-
Veterans Affairs, Department of	Direct		IPA Lumeng, Carey	64.RD		(4,192)	-
Veterans Affairs, Department of	Direct		IPA Lumeng, Carey	64.RD		9,842	-
Veterans Affairs, Department of	Direct		IPA Lumeng, Carey	64.RD		4,583	-
Veterans Affairs, Department of	Direct		IPA Martijn Muller	64.RD		42,992	-
Veterans Affairs, Department of	Direct		IPA Martin,Catherine	64.RD		12,379	-
Veterans Affairs, Department of	Direct		IPA Martin,Catherine	64.RD		2,504	-
Veterans Affairs, Department of	Direct		IPA Moblely, Linda	64.RD		2,330	-
Veterans Affairs, Department of	Direct		IPA Muller,Martijn	64.RD		24,479	-
Veterans Affairs, Department of	Direct		IPA Newman, Sean	64.RD		14,404	-
Veterans Affairs, Department of	Direct		IPA Newman, Sean	64.RD		19,615	-
Veterans Affairs, Department of	Direct		IPA Nowak, Michael	64.RD		1,212	-
Veterans Affairs, Department of	Direct		IPA Oscherwitz, Jon	64.RD		(17,667)	-
Veterans Affairs, Department of	Direct		IPA Pasiak, Sara	64.RD		8,289	-
Veterans Affairs, Department of	Direct		IPA Pepple, Ashley	64.RD		47,869	-
Veterans Affairs, Department of	Direct		IPA Prieskorn, Diane	64.RD		7,714	-
Veterans Affairs, Department of	Direct		IPA Quinn, Martha	64.RD		7,073	-
Veterans Affairs, Department of	Direct		IPA Quinn, Martha	64.RD		13,744	-
Veterans Affairs, Department of	Direct		IPA- Robinson, Dan	64.RD		1,282	-
Veterans Affairs, Department of	Direct		IPA- Ryan, Kerry	64.RD		5,036	-
Veterans Affairs, Department of	Direct		IPA Sarosh Cyrus	64.RD		18,242	-
Veterans Affairs, Department of	Direct		IPA Seisney-Matlock, Margaret	64.RD		3,342	-
Veterans Affairs, Department of	Direct		IPA Semerad, Jay	64.RD		1,428	-
Veterans Affairs, Department of	Direct		IPA Shah, Nidhi	64.RD		(5,779)	-
Veterans Affairs, Department of	Direct		IPA Shah, Nidhi	64.RD		19,958	-
Veterans Affairs, Department of	Direct		IPA Shih, Albert	64.RD		(7,708)	-
Veterans Affairs, Department of	Direct		IPA Shih, Albert	64.RD		25,560	-
Veterans Affairs, Department of	Direct		IPA Swalwell, Kathleen	64.RD		31,845	-
Veterans Affairs, Department of	Direct		IPA Toma, Miriam	64.RD		(15,818)	-
Veterans Affairs, Department of	Direct		IPA Turnwald, Molly	64.RD		3,205	-
Veterans Affairs, Department of	Direct		IPA Wang, Jintao	64.RD		(7,591)	-
Veterans Affairs, Department of	Direct		IPA West, Brady	64.RD		3,141	-
Veterans Affairs, Department of	Direct		IPA West, Brady	64.RD		5,423	-
Veterans Affairs, Department of	Direct		IPA Weston, Michele	64.RD		24,656	-
Veterans Affairs, Department of	Direct		IPA Xu, Jintao	64.RD		11,206	-
Veterans Affairs, Department of	Direct		IPA Yeagley, Emily	64.RD		8,354	-
Veterans Affairs, Department of	Direct		IPA Yon, Sarah	64.RD		7,413	-
Veterans Affairs, Department of	Direct		IPA Yu, Fen	64.RD		39,837	-
Veterans Affairs, Department of	Direct		IPA Yu, Xianshi	64.RD		43,069	-
Veterans Affairs, Department of	Direct		IPA Zhang, Lan	64.RD		13,904	-
Veterans Affairs, Department of	Direct		IPA Zhang, Peng	64.RD		(2,824)	-
Veterans Affairs, Department of	Direct		IPA Zhang, Peng	64.RD		20,085	-
Veterans Affairs, Department of	Direct		IPA Zhao, Lili	64.RD		7,974	-
Veterans Affairs, Department of	Direct		IPA Zhao, Lili	64.RD		6,664	-
Veterans Affairs, Department of	Direct		IPA Zhu, Ji	64.RD		26,826	-
Veterans Affairs, Department of	Direct		IPA Zhu, Ji	64.RD		26,119	-
Veterans Affairs, Department of	Direct		IPA, Ganguly, Anutosh	64.RD		9,630	-
Veterans Affairs, Department of	Direct		IPA-Althuis, Katie	64.RD		64,267	-
Veterans Affairs, Department of	Direct		IPA-Althuis,Katie	64.RD		12,148	-
Veterans Affairs, Department of	Direct		IPA-Ameling, Jessica	64.RD		28,043	-
Veterans Affairs, Department of	Direct		IPA-Andrew, Ryan	64.RD		24,283	-
Veterans Affairs, Department of	Direct		IPA-Ashe,Doctor	64.RD		24,743	-
Veterans Affairs, Department of	Direct		IPA-Bell, Alexander	64.RD		3,294	-
Veterans Affairs, Department of	Direct		IPA-Carver, Kyle	64.RD		74,727	-

University of Michigan
Schedule of Expenditures of Federal Awards
For the Year Ended June 30, 2021

Cluster Title/Federal Grantor/Program	Type	Pass-Through Grantor	Award Identifier	Assistance Listing		Federal Expenditures	Passed-Through to Subrecipients
				Number	Assistance Listing Program Title		
Veterans Affairs, Department of	Direct		IPA-Chan, Chiao-Li	64.RD		8,929	-
Veterans Affairs, Department of	Direct		IPA-Clearwood, Alyssa	64.RD		19,894	-
Veterans Affairs, Department of	Direct		IPA-Corbin, Sayre	64.RD		5,456	-
Veterans Affairs, Department of	Direct		IPA-DeVries, Raymond	64.RD		9,101	-
Veterans Affairs, Department of	Direct		IPA-Ehrlinger, Rachel	64.RD		36,803	-
Veterans Affairs, Department of	Direct		IPA-Engle, Jason	64.RD		21,246	-
Veterans Affairs, Department of	Direct		IPA-Ganguly, Anutosh	64.RD		77,707	-
Veterans Affairs, Department of	Direct		IPA-Girard, Rachel	64.RD		5,850	-
Veterans Affairs, Department of	Direct		IPA-Goldman,Erin	64.RD		62,109	-
Veterans Affairs, Department of	Direct		IPA-Guo, Chiao	64.RD		(25,568)	-
Veterans Affairs, Department of	Direct		IPA-Guo, Chiao	64.RD		16,446	-
Veterans Affairs, Department of	Direct		IPA-Ha, Jinkyung	64.RD		16,218	-
Veterans Affairs, Department of	Direct		IPA-Ha, Jinkyung	64.RD		5,517	-
Veterans Affairs, Department of	Direct		IPA-Hoelscher, Alise	64.RD		59,186	-
Veterans Affairs, Department of	Direct		IPA-Holcombe, Sven	64.RD		18,767	-
Veterans Affairs, Department of	Direct		IPA-Jannausch,Mary	64.RD		37,656	-
Veterans Affairs, Department of	Direct		IPA-Kabara,Lisa	64.RD		56,377	-
Veterans Affairs, Department of	Direct		IPA-Karwowski, Danielle	64.RD		4,499	-
Veterans Affairs, Department of	Direct		IPA-Katrina Clines	64.RD		39,811	-
Veterans Affairs, Department of	Direct		IPA-Katrina Clines	64.RD		13,119	-
Veterans Affairs, Department of	Direct		IPA-Kim, Hyungjin	64.RD		19,018	-
Veterans Affairs, Department of	Direct		IPA-Klein,Debra	64.RD		10,059	-
Veterans Affairs, Department of	Direct		IPA-Krenz, Christopher Dean	64.RD		1,720	-
Veterans Affairs, Department of	Direct		IPA-Lahiri, Shayanki	64.RD		26,998	-
Veterans Affairs, Department of	Direct		IPA-Macleod, Colin	64.RD		12,986	-
Veterans Affairs, Department of	Direct		IPA-McCloskey, Lisa	64.RD		23,726	-
Veterans Affairs, Department of	Direct		IPA-McCloskey, Lisa	64.RD		58,945	-
Veterans Affairs, Department of	Direct		IPA-McRobert, Erin	64.RD		60,917	-
Veterans Affairs, Department of	Direct		IPA-McRobert, Erin	64.RD		10,768	-
Veterans Affairs, Department of	Direct		IPA-McRobert, Erin	64.RD		5,230	-
Veterans Affairs, Department of	Direct		IPA-McRobert, Erin K	64.RD		5,344	-
Veterans Affairs, Department of	Direct		IPA-McRobert, Erin K	64.RD		1,449	-
Veterans Affairs, Department of	Direct		IPA-Nowak, Michael	64.RD		1,299	-
Veterans Affairs, Department of	Direct		IPA-Oscherwitz, Jon	64.RD		11,775	-
Veterans Affairs, Department of	Direct		IPA-Padgett, Michael	64.RD		36,867	-
Veterans Affairs, Department of	Direct		IPA-Ryan, Kerry Ann	64.RD		7,538	-
Veterans Affairs, Department of	Direct		IPA-Sanborn, Cathy	64.RD		2,808	-
Veterans Affairs, Department of	Direct		IPA-Semerad, Jay	64.RD		842	-
Veterans Affairs, Department of	Direct		IPA-Shaikh,Navid	64.RD		71,564	-
Veterans Affairs, Department of	Direct		IPA-Stoll,Shelley	64.RD		9,141	-
Veterans Affairs, Department of	Direct		IPA-Teitz-Tennenbaum, Seagal	64.RD		89,935	-
Veterans Affairs, Department of	Direct		IPA-Thomas, Jennifer	64.RD		6,283	-
Veterans Affairs, Department of	Direct		IPA-Thomas,Jennifer	64.RD		867	-
Veterans Affairs, Department of	Direct		IPA-Toma, Mariam	64.RD		39,275	-
Veterans Affairs, Department of	Direct		IPA-Toma, Mariam	64.RD		3,158	-
Veterans Affairs, Department of	Direct		IPA-Trim,Elise	64.RD		48	-
Veterans Affairs, Department of	Direct		IPA-Venugopal, Jessica	64.RD		8,582	-
Veterans Affairs, Department of	Direct		IPA-Wells, Joanna	64.RD		44,767	-
Veterans Affairs, Department of	Direct		IPA-Wilson, Ian	64.RD		3,563	-
Veterans Affairs, Department of	Direct		IPA-Wilson, Ian Matthew	64.RD		8,084	-
Veterans Affairs, Department of	Direct		IPA-Xu, Jintao	64.RD		37,494	-
Veterans Affairs, Department of	Direct		IPA-Xu, Jintao	64.RD		21,811	-
Veterans Affairs, Department of	Direct		IPA-Yeagley,Emily	64.RD		13,335	-
Veterans Affairs, Department of	Direct		IPA-Yeagley,Emily	64.RD		17,482	-
Veterans Affairs, Department of	Direct		IPA-Yessayan,Lenar	64.RD		44,020	-
Veterans Affairs, Department of	Direct		Order No. 36C25021P0543	64.RD		8,380	-
Veterans Affairs, Department of	Direct		VA - Zikmund-Fisher, Brian	64.RD		4,594	-
Veterans Affairs, Department of	Direct		VA IPA - Kutyma,Evelina	64.RD		(1,807)	-
Veterans Affairs, Department of	Direct		VA IPA Debra Klein	64.RD		43,982	-
Veterans Affairs, Department of	Direct		VA IPA Dolan,David	64.RD		25,073	-
Veterans Affairs, Department of	Direct		VA IPA Henderson, James 2021	64.RD		10,910	-
Veterans Affairs, Department of	Direct		VA IPA Kanicki,Ariane	64.RD		2,076	-
Veterans Affairs, Department of	Direct		VA IPA Martin, Catherine	64.RD		49,520	-
Veterans Affairs, Department of	Direct		VA IPA McRobert,Erin	64.RD		7,695	-
Veterans Affairs, Department of	Direct		VA IPA Turnwald,Molly	64.RD		21,432	-
Veterans Affairs, Department of	Direct		VA IPA Wells, Joanna	64.RD		8,507	-
Veterans Affairs, Department of	Direct		VA IPA Zikmund-Fisher, Brian	64.RD		4,523	-
Veterans Affairs, Department of	Direct		VA IPA-Henderson, James	64.RD		2,958	-
Veterans Affairs, Department of	Direct		VA/IPA Bauer, David	64.RD		5,396	-
Veterans Affairs, Department of	Direct		VA/IPA Dolan,David	64.RD		1,355	-
Veterans Affairs, Department of	Direct		VA/IPA Martin,Catherine	64.RD		626	-
Veterans Affairs, Department of	Direct		VA250-16-D-0138	64.RD		9,728	-

University of Michigan
 Schedule of Expenditures of Federal Awards
 For the Year Ended June 30, 2021

Cluster Title/Federal Grantor/Program	Type	Pass-Through Grantor	Award Identifier	Assistance Listing		Assistance Listing Program Title	Federal Expenditures	Passed-Through to Subrecipients
				Number				
Veterans Affairs, Department of	Direct		VA250-17-C-0107 PO# D70010	64.RD			(9,368)	-
Veterans Affairs, Department of	Direct		VA251-15-D-0057	64.RD			(18,789)	-
Veterans Affairs, Department of	Direct		VA251-15-D-0057	64.RD			(1,674)	-
Veterans Affairs, Department of	Direct		VA251-15-D-0057	64.RD			2,470	-
Veterans Affairs, Department of	Direct		VA251-15-D-0057	64.RD			23,021	-
Veterans Affairs, Department of	Direct		VA-IPA Prieskorn,Diane	64.RD			9,695	-
Veterans Affairs, Department of	Direct		VA-IPA-Kim, Hyungiin 2020	64.RD			74,835	-
			Total Veterans Affairs, Department of				\$ 3,951,233	\$ -
Environmental Protection Agency	Direct		84004201	66.034		Surveys, Studies, Research, Investigations, Demonstrations, and Special Purpose Activities Relating to the Clean Air Act	\$ 23,850	\$ -
Environmental Protection Agency	Pass-Through Michigan, State of, Environment, Great Lakes, and Energy, Department of		AQDGG2020P2	66.034		Surveys, Studies, Research, Investigations, Demonstrations, and Special Purpose Activities Relating to the Clean Air Act	14,280	-
							\$ 38,130	\$ -
Environmental Protection Agency	Direct		83594901	66.037		Internships, Training and Workshops for the Office of Air and Radiation	\$ 4,616	\$ -
Environmental Protection Agency	Pass-Through Michigan, State of, Environment, Great Lakes, and Energy, Department of		2017-0019	66.460		Nonpoint Source Implementation Grants	\$ 37,625	\$ -
Environmental Protection Agency	Pass-Through Michigan, State of, Environment, Great Lakes, and Energy, Department of		2020-2509	66.469		Great Lakes Program	\$ 329,482	\$ -
Environmental Protection Agency	Pass-Through Ohio State University, The		60065547	66.469		Great Lakes Program	(289)	-
							\$ 329,193	\$ -
Environmental Protection Agency	Pass-Through Northeastern University		505112-78050	66.509		Science To Achieve Results (STAR) Research Program	\$ 35,809	\$ -
Environmental Protection Agency	Direct		SU-84015301	66.516		P3 Award: National Student Design Competition for Sustainability	\$ 5,636	\$ -
Environmental Protection Agency	Pass-Through Health Effects Institute (HEI)		4966-RFA18-1/19-2	66.RD			\$ 144,174	\$ 2,185
Environmental Protection Agency	Pass-Through Tetra Tech MPS		EP-C-17-046	66.RD			92,519	-
Environmental Protection Agency	Pass-Through Tetra Tech MPS		Subcontract Agreement	66.RD			60,014	-
							\$ 296,707	\$ 2,185
			Total Environmental Protection Agency				\$ 747,716	\$ 2,185
Nuclear Regulatory Commission	Direct		31310018M0030	77.008		U.S. Nuclear Regulatory Commission Scholarship and Fellowship Program	\$ 150,052	\$ -
Nuclear Regulatory Commission	Direct		31310019M0005	77.008		U.S. Nuclear Regulatory Commission Scholarship and Fellowship Program	164,318	-
Nuclear Regulatory Commission	Direct		31310019M0023	77.008		U.S. Nuclear Regulatory Commission Scholarship and Fellowship Program	60,000	-
Nuclear Regulatory Commission	Direct		31310021M0001	77.008		U.S. Nuclear Regulatory Commission Scholarship and Fellowship Program	33,899	-
Nuclear Regulatory Commission	Direct		NRC-HQ-84-15-G-0039	77.008		U.S. Nuclear Regulatory Commission Scholarship and Fellowship Program	(77)	-
							\$ 408,192	\$ -
Nuclear Regulatory Commission	Direct		31310020C0009	77.RD			\$ 195,519	\$ -
Nuclear Regulatory Commission	Direct		31310020D0007	77.RD			81	-
Nuclear Regulatory Commission	Direct		NRC-HQ-60-15-C-0012	77.RD			401,630	49,730
Nuclear Regulatory Commission	Pass-Through UT-Battelle, LLC		4000182841	77.RD			88,802	-
			Total Nuclear Regulatory Commission				\$ 686,032	\$ 49,730
							\$ 1,094,224	\$ 49,730
Energy, Department of	Direct		DE FG02 05 ER15686	81.049		Office of Science Financial Assistance Program	\$ 122,165	\$ -
Energy, Department of	Direct		DE-FG02-08ER15931	81.049		Office of Science Financial Assistance Program	298,950	-
Energy, Department of	Direct		DE-FG02-08ER46525	81.049		Office of Science Financial Assistance Program	109,503	41,797
Energy, Department of	Direct		DE-NA0002956	81.049		Office of Science Financial Assistance Program	(4,140)	-
Energy, Department of	Direct		DE-SC0001939	81.049		Office of Science Financial Assistance Program	14,126	11,846
Energy, Department of	Direct		DE-SC0004871	81.049		Office of Science Financial Assistance Program	168,088	-
Energy, Department of	Direct		DE-SC0004888	81.049		Office of Science Financial Assistance Program	325,474	-
Energy, Department of	Direct		DE-SC0006587	81.049		Office of Science Financial Assistance Program	165,694	-
Energy, Department of	Direct		DE-SC0006628	81.049		Office of Science Financial Assistance Program	209,131	-
Energy, Department of	Direct		DE-SC0007859	81.049		Office of Science Financial Assistance Program	2,176,312	-
Energy, Department of	Direct		DE-SC0008637	81.049		Office of Science Financial Assistance Program	1,794,647	56,979
Energy, Department of	Direct		DE-SC0010381	81.049		Office of Science Financial Assistance Program	(42)	-
Energy, Department of	Direct		DE-SC0011078	81.049		Office of Science Financial Assistance Program	(3,004)	-
Energy, Department of	Direct		DE-SC0012479	81.049		Office of Science Financial Assistance Program	19,061	-
Energy, Department of	Direct		DE-SC0012482	81.049		Office of Science Financial Assistance Program	68,620	-
Energy, Department of	Direct		DE-SC0013393	81.049		Office of Science Financial Assistance Program	220,369	-
Energy, Department of	Direct		DE-SC0013562	81.049		Office of Science Financial Assistance Program	205,514	-
Energy, Department of	Direct		DE-SC0015394	81.049		Office of Science Financial Assistance Program	(2,331)	-
Energy, Department of	Direct		DE-SC0016206	81.049		Office of Science Financial Assistance Program	154,838	-
Energy, Department of	Direct		DE-SC0016384	81.049		Office of Science Financial Assistance Program	221,441	-
Energy, Department of	Direct		DE-SC0016489	81.049		Office of Science Financial Assistance Program	16,723	-
Energy, Department of	Direct		DE-SC0016804	81.049		Office of Science Financial Assistance Program	232,547	-
Energy, Department of	Direct		DE-SC0016808	81.049		Office of Science Financial Assistance Program	285,324	88,378
Energy, Department of	Direct		DE-SC0017380	81.049		Office of Science Financial Assistance Program	90,589	-
Energy, Department of	Direct		DE-SC0017971	81.049		Office of Science Financial Assistance Program	99,937	-
Energy, Department of	Direct		DE-SC0018018	81.049		Office of Science Financial Assistance Program	139,919	-

University of Michigan
Schedule of Expenditures of Federal Awards
For the Year Ended June 30, 2021

Cluster Title/Federal Grantor/Program	Type	Pass-Through Grantor	Award Identifier	Assistance Listing		Federal Expenditures	Passed-Through to Subrecipients
				Number	Assistance Listing Program Title		
Energy, Department of	Direct		DE-SC0018058	81.049	Office of Science Financial Assistance Program	16,775	-
Energy, Department of	Direct		DE-SC0018059	81.049	Office of Science Financial Assistance Program	8,647	-
Energy, Department of	Direct		DE-SC0018173	81.049	Office of Science Financial Assistance Program	86,829	-
Energy, Department of	Direct		DE-SC0018941	81.049	Office of Science Financial Assistance Program	187,307	-
Energy, Department of	Direct		DE-SC0019084	81.049	Office of Science Financial Assistance Program	203,857	-
Energy, Department of	Direct		DE-SC0019118	81.049	Office of Science Financial Assistance Program	132,802	-
Energy, Department of	Direct		DE-SC0019172	81.049	Office of Science Financial Assistance Program	65,122	-
Energy, Department of	Direct		DE-SC0019184	81.049	Office of Science Financial Assistance Program	222,696	-
Energy, Department of	Direct		DE-SC0019193	81.049	Office of Science Financial Assistance Program	607,942	-
Energy, Department of	Direct		DE-SC0019225	81.049	Office of Science Financial Assistance Program	105,961	-
Energy, Department of	Direct		DE-SC0019255	81.049	Office of Science Financial Assistance Program	65,336	-
Energy, Department of	Direct		DE-SC0019278	81.049	Office of Science Financial Assistance Program	217,159	135,933
Energy, Department of	Direct		DE-SC0020070	81.049	Office of Science Financial Assistance Program	167,348	-
Energy, Department of	Direct		DE-SC0020174	81.049	Office of Science Financial Assistance Program	424,155	208,217
Energy, Department of	Direct		DE-SC0020184	81.049	Office of Science Financial Assistance Program	186,900	-
Energy, Department of	Direct		DE-SC0020191	81.049	Office of Science Financial Assistance Program	153,879	-
Energy, Department of	Direct		DE-SC0020226	81.049	Office of Science Financial Assistance Program	364,317	-
Energy, Department of	Direct		DE-SC0020232	81.049	Office of Science Financial Assistance Program	1,060,657	891,428
Energy, Department of	Direct		DE-SC0020236	81.049	Office of Science Financial Assistance Program	100,362	-
Energy, Department of	Direct		DE-SC0020237	81.049	Office of Science Financial Assistance Program	89,344	-
Energy, Department of	Direct		DE-SC0020239	81.049	Office of Science Financial Assistance Program	176,369	-
Energy, Department of	Direct		DE-SC0020364	81.049	Office of Science Financial Assistance Program	117,105	-
Energy, Department of	Direct		DE-SC0020477	81.049	Office of Science Financial Assistance Program	286,723	-
Energy, Department of	Direct		DE-SC0021008	81.049	Office of Science Financial Assistance Program	16,283	-
Energy, Department of	Direct		DE-SC0021130	81.049	Office of Science Financial Assistance Program	101,762	-
Energy, Department of	Direct		DE-SC0021138	81.049	Office of Science Financial Assistance Program	125,524	-
Energy, Department of	Direct		DE-SC0021171	81.049	Office of Science Financial Assistance Program	155,361	-
Energy, Department of	Direct		DE-SC0021236	81.049	Office of Science Financial Assistance Program	70,884	-
Energy, Department of	Direct		DE-SC0021240	81.049	Office of Science Financial Assistance Program	114,820	-
Energy, Department of	Direct		DE-SC0021288	81.049	Office of Science Financial Assistance Program	89,558	-
Energy, Department of	Direct		DE-SC0021355	81.049	Office of Science Financial Assistance Program	72,947	-
Energy, Department of	Direct		DE-SC0021397	81.049	Office of Science Financial Assistance Program	76,751	-
Energy, Department of	Direct		DE-SC0021398	81.049	Office of Science Financial Assistance Program	185,197	-
Energy, Department of	Pass-Through Emory University	A053731	81.049	Office of Science Financial Assistance Program	(18,913)	-	
Energy, Department of	Pass-Through Emory University	A216516	81.049	Office of Science Financial Assistance Program	264,364	-	
Energy, Department of	Pass-Through Illinois Roestar LLC	Research Agreement	81.049	Office of Science Financial Assistance Program	6,540	-	
Energy, Department of	Pass-Through Kent State University	400005-UM	81.049	Office of Science Financial Assistance Program	111,177	-	
Energy, Department of	Pass-Through Kitware, Inc	K002192-00-S01	81.049	Office of Science Financial Assistance Program	18,736	-	
Energy, Department of	Pass-Through Northwestern University	60054427 MICH	81.049	Office of Science Financial Assistance Program	139,794	-	
Energy, Department of	Pass-Through Northwestern University	SP0027267-PROJ0007138	81.049	Office of Science Financial Assistance Program	217,812	-	
Energy, Department of	Pass-Through Ohio State University, The	60042071	81.049	Office of Science Financial Assistance Program	80,613	-	
Energy, Department of	Pass-Through Princeton University	SUB0000133	81.049	Office of Science Financial Assistance Program	1,152	-	
Energy, Department of	Pass-Through Qrona Technologies LLC	Roundtable Research Agreement	81.049	Office of Science Financial Assistance Program	32,115	-	
Energy, Department of	Pass-Through Radiation Monitoring Devices, Inc.	C21-15	81.049	Office of Science Financial Assistance Program	(2,871)	-	
Energy, Department of	Pass-Through Stanford University	62250323-151362	81.049	Office of Science Financial Assistance Program	381,501	-	
Energy, Department of	Pass-Through State University of New York (SUNY)	68799	81.049	Office of Science Financial Assistance Program	(2,096)	-	
Energy, Department of	Pass-Through State University of New York (SUNY)	82192/2/1148574	81.049	Office of Science Financial Assistance Program	187,363	-	
Energy, Department of	Pass-Through The University of Texas at Austin	UTA19-000974	81.049	Office of Science Financial Assistance Program	180,711	-	
Energy, Department of	Pass-Through University of South Carolina	21-4258	81.049	Office of Science Financial Assistance Program	141,513	-	
Energy, Department of	Pass-Through Washington University in St. Louis	WU-20-311	81.049	Office of Science Financial Assistance Program	152,641	-	
					\$ 15,078,286	\$ 1,434,578	
Energy, Department of	Direct		DE-EE0007979	81.086	Conservation Research and Development	\$ 100,896	\$ -
Energy, Department of	Direct		DE-EE0008362	81.086	Conservation Research and Development	331,959	-
Energy, Department of	Direct		DE-EE0008456	81.086	Conservation Research and Development	396,850	263,747
Energy, Department of	Direct		DE-EE0008723	81.086	Conservation Research and Development	451,303	13,552
Energy, Department of	Direct		DE-EE0008814	81.086	Conservation Research and Development	252,516	-
Energy, Department of	Direct		DE-EE0008855	81.086	Conservation Research and Development	408,571	-
Energy, Department of	Pass-Through OLEDWorks	DE-EE0009166	81.086	Conservation Research and Development	108,029	-	
Energy, Department of	Pass-Through The American Center for Mobility	DE-EE0008470-01	81.086	Conservation Research and Development	147,505	-	
Energy, Department of	Pass-Through United States Automotive Materials Partnership LLC	19-3046-AMP	81.086	Conservation Research and Development	62,171	-	
Energy, Department of	Pass-Through University of Virginia	GQ10067.157734	81.086	Conservation Research and Development	66,102	-	
					\$ 2,325,902	\$ 277,299	
Energy, Department of	Direct		DE-EE0007549	81.087	Renewable Energy Research and Development	\$ 58,084	\$ -
Energy, Department of	Direct		DE-EE0008086	81.087	Renewable Energy Research and Development	336,976	300,032
Energy, Department of	Direct		DE-EE0008093	81.087	Renewable Energy Research and Development	213,554	6,397
Energy, Department of	Direct		DE-EE0008482	81.087	Renewable Energy Research and Development	434,920	95,108
Energy, Department of	Direct		DE-EE0008526	81.087	Renewable Energy Research and Development	(12,099)	-
Energy, Department of	Direct		DE-EE0008561	81.087	Renewable Energy Research and Development	415,304	-
Energy, Department of	Direct		DE-EE0009376	81.087	Renewable Energy Research and Development	27,206	-
Energy, Department of	Pass-Through AB Volvo aka Volvo Group	Agreement	81.087	Renewable Energy Research and Development	209,258	-	
Energy, Department of	Pass-Through American Institute of Chemical Engineers	DE-EE0007888-08-5	81.087	Renewable Energy Research and Development	257,633	-	
Energy, Department of	Pass-Through Ford Motor Company	RQ17-144R06	81.087	Renewable Energy Research and Development	46,920	-	

University of Michigan
Schedule of Expenditures of Federal Awards
For the Year Ended June 30, 2021

Cluster Title/Federal Grantor/Program	Type	Pass-Through Grantor	Award Identifier	Assistance Listing		Federal Expenditures	Passed-Through to Subrecipients
				Number	Assistance Listing Program Title		
Energy, Department of	Pass-Through	General Motors Company (dba General Motors Holdings, LLC)	4301057109	81.087	Renewable Energy Research and Development	165,769	-
Energy, Department of	Pass-Through	University of California - Berkeley	PBCX01-EMCJB	81.087	Renewable Energy Research and Development	(550)	-
Energy, Department of	Pass-Through	University of California - Irvine	2020-1297	81.087	Renewable Energy Research and Development	109,762	-
						\$ 2,262,737	\$ 401,537
Energy, Department of	Direct		DE-FE0030684	81.089	Fossil Energy Research and Development	\$ 132,659	\$ -
Energy, Department of	Direct		DE-FE0031228	81.089	Fossil Energy Research and Development	276,109	-
Energy, Department of	Direct		DE-FE0031773	81.089	Fossil Energy Research and Development	33,864	-
Energy, Department of	Pass-Through	University of Iowa	S00701-01	81.089	Fossil Energy Research and Development	56,008	-
						\$ 498,640	\$ -
Energy, Department of	Direct		DE-NA0003869	81.112	Stewardship Science Grant Program	\$ 814,417	\$ -
Energy, Department of	Direct		DE-NA0003944	81.112	Stewardship Science Grant Program	178,078	66,502
Energy, Department of	Direct		DE-NA0003954	81.112	Stewardship Science Grant Program	198,630	-
Energy, Department of	Pass-Through	Cornell University	83228-10967	81.112	Stewardship Science Grant Program	326,666	-
Energy, Department of	Pass-Through	Texas A & M University	M1803473	81.112	Stewardship Science Grant Program	453,999	-
Energy, Department of	Pass-Through	University of Rochester	417539G/ UR FAO GR510909	81.112	Stewardship Science Grant Program	394,228	-
						\$ 2,366,018	\$ 66,502
Energy, Department of	Direct		DE-NA0002534	81.113	Defense Nuclear Nonproliferation Research	\$ 867,663	\$ 475,684
Energy, Department of	Direct		DE-NA0003920	81.113	Defense Nuclear Nonproliferation Research	3,504,865	2,312,494
Energy, Department of	Pass-Through	Georgia Institute of Technology	AWD-000372-G8	81.113	Defense Nuclear Nonproliferation Research	133,462	-
Energy, Department of	Pass-Through	North Carolina State University	2014-0501-01	81.113	Defense Nuclear Nonproliferation Research	35,309	-
						\$ 4,541,299	\$ 2,788,178
Energy, Department of	Direct		DE-NE0000132	81.121	Nuclear Energy Research, Development and Demonstration	\$ 180,882	\$ -
Energy, Department of	Direct		DE-NE0008519	81.121	Nuclear Energy Research, Development and Demonstration	5,034	-
Energy, Department of	Direct		DE-NE0008520	81.121	Nuclear Energy Research, Development and Demonstration	4,662	-
Energy, Department of	Direct		DE-NE0008697	81.121	Nuclear Energy Research, Development and Demonstration	116,483	29,125
Energy, Department of	Direct		DE-NE0008781	81.121	Nuclear Energy Research, Development and Demonstration	188,799	95,135
Energy, Department of	Direct		DE-NE0008782	81.121	Nuclear Energy Research, Development and Demonstration	398,369	140,873
Energy, Department of	Direct		DE-NE0008783	81.121	Nuclear Energy Research, Development and Demonstration	208,620	-
Energy, Department of	Direct		DE-NE0008784	81.121	Nuclear Energy Research, Development and Demonstration	92,839	-
Energy, Department of	Direct		DE-NE0008887	81.121	Nuclear Energy Research, Development and Demonstration	120,603	-
Energy, Department of	Direct		DE-NE0008906	81.121	Nuclear Energy Research, Development and Demonstration	41,571	-
Energy, Department of	Direct		DE-NE0008908	81.121	Nuclear Energy Research, Development and Demonstration	163,341	-
Energy, Department of	Direct		DE-NE0008975	81.121	Nuclear Energy Research, Development and Demonstration	114,364	71,832
Energy, Department of	Direct		DE-NE0008976	81.121	Nuclear Energy Research, Development and Demonstration	6,524	-
Energy, Department of	Direct		DE-NE0008984	81.121	Nuclear Energy Research, Development and Demonstration	30,156	-
Energy, Department of	Direct		DE-NE0009021	81.121	Nuclear Energy Research, Development and Demonstration	50,214	-
Energy, Department of	Pass-Through	George Washington University	18-536	81.121	Nuclear Energy Research, Development and Demonstration	174,392	-
Energy, Department of	Pass-Through	North Carolina State University	2016-1536-05	81.121	Nuclear Energy Research, Development and Demonstration	(21,844)	-
Energy, Department of	Pass-Through	Oregon State University	G0188A-A	81.121	Nuclear Energy Research, Development and Demonstration	12,272	-
Energy, Department of	Pass-Through	Pennsylvania State University	5724-UM-DOE-8717	81.121	Nuclear Energy Research, Development and Demonstration	182,883	-
Energy, Department of	Pass-Through	Pennsylvania State University	S001258-USDOE	81.121	Nuclear Energy Research, Development and Demonstration	27,682	-
Energy, Department of	Pass-Through	University of New Mexico	327121-871E	81.121	Nuclear Energy Research, Development and Demonstration	55,926	-
Energy, Department of	Pass-Through	University of Oklahoma	2020-32	81.121	Nuclear Energy Research, Development and Demonstration	55,537	-
Energy, Department of	Pass-Through	University of Wisconsin	000000950	81.121	Nuclear Energy Research, Development and Demonstration	8,168	-
Energy, Department of	Pass-Through	University of Wisconsin	000317	81.121	Nuclear Energy Research, Development and Demonstration	13,212	-
Energy, Department of	Pass-Through	University of Wisconsin	775K515	81.121	Nuclear Energy Research, Development and Demonstration	38,782	-
Energy, Department of	Pass-Through	Vanderbilt University	UNIV61088	81.121	Nuclear Energy Research, Development and Demonstration	100,076	-
Energy, Department of	Pass-Through	Virginia Polytechnic Institute and State University	429392-19337	81.121	Nuclear Energy Research, Development and Demonstration	39,401	-
						\$ 2,408,948	\$ 336,965
Energy, Department of	Pass-Through	Stanford University	60545512-107908	81.124	Predictive Science Academic Alliance Program	\$ (721)	\$ -
Energy, Department of	Direct		DE-AR0000653	81.135	Advanced Research Projects Agency - Energy	(3,528)	-
Energy, Department of	Direct		DE-AR0000659	81.135	Advanced Research Projects Agency - Energy	3,745	-
Energy, Department of	Direct		DE-AR0000797	81.135	Advanced Research Projects Agency - Energy	43,453	5,465
Energy, Department of	Direct		DE-AR0001061	81.135	Advanced Research Projects Agency - Energy	749,713	430,158
Energy, Department of	Direct		DE-AR0001141	81.135	Advanced Research Projects Agency - Energy	477,490	242,171
Energy, Department of	Direct		DE-AR0001219	81.135	Advanced Research Projects Agency - Energy	366,468	-
Energy, Department of	Direct		DE-AR0001297	81.135	Advanced Research Projects Agency - Energy	165,595	-
Energy, Department of	Direct		DE-AR0001413	81.135	Advanced Research Projects Agency - Energy	42,135	-
Energy, Department of	Pass-Through	Drexel University	950002	81.135	Advanced Research Projects Agency - Energy	19,203	-
Energy, Department of	Pass-Through	Michigan State University	RC 110698-Umich	81.135	Advanced Research Projects Agency - Energy	162,991	-
Energy, Department of	Pass-Through	Rutgers University	1353-Project ID 827418	81.135	Advanced Research Projects Agency - Energy	213,777	-
Energy, Department of	Pass-Through	Southwest Research Institute	K99085KJ	81.135	Advanced Research Projects Agency - Energy	(969)	-
Energy, Department of	Pass-Through	The University of Texas at Austin	UT-A20-000673	81.135	Advanced Research Projects Agency - Energy	125,762	-
Energy, Department of	Pass-Through	University of Delaware	46101	81.135	Advanced Research Projects Agency - Energy	131,480	-
Energy, Department of	Pass-Through	Yale University	GR106208(CON-80001763)	81.135	Advanced Research Projects Agency - Energy	119,474	-
						\$ 2,616,789	\$ 677,794
Energy, Department of	Pass-Through	Achates Power Inc.	Subaward Agreement	81.RD		\$ 81,306	\$ -
Energy, Department of	Pass-Through	Alliance for Sustainable Energy, LLC	SUB-2020-10235	81.RD		5,446	-
Energy, Department of	Pass-Through	Argonne National Laboratory	0F-60102	81.RD		119,947	-
Energy, Department of	Pass-Through	Argonne National Laboratory	1F-60376	81.RD		19,631	-
Energy, Department of	Pass-Through	Argonne National Laboratory	7F-30052	81.RD		24,945	-
Energy, Department of	Pass-Through	Argonne National Laboratory	7F-30215	81.RD		83,592	-

University of Michigan
Schedule of Expenditures of Federal Awards
For the Year Ended June 30, 2021

Cluster Title/Federal Grantor/Program	Type	Pass-Through Grantor	Award Identifier	Assistance Listing		Federal Expenditures	Passed-Through to Subrecipients
				Number	Assistance Listing Program Title		
Energy, Department of	Pass-Through Argonne National Laboratory		8F-30021	81.RD		298,388	-
Energy, Department of	Pass-Through Argonne National Laboratory		8F-30147	81.RD		1,396,438	-
Energy, Department of	Pass-Through Argonne National Laboratory		9F-60126	81.RD		(76)	-
Energy, Department of	Pass-Through Battelle Energy Alliance, LLC		0196971	81.RD		6,678	-
Energy, Department of	Pass-Through Battelle Energy Alliance, LLC		184138	81.RD		60,682	-
Energy, Department of	Pass-Through Battelle Energy Alliance, LLC		184558	81.RD		2,352	-
Energy, Department of	Pass-Through Battelle Energy Alliance, LLC		213554	81.RD		64,859	-
Energy, Department of	Pass-Through Battelle Energy Alliance, LLC		213870	81.RD		36,067	-
Energy, Department of	Pass-Through Battelle Energy Alliance, LLC		223761	81.RD		125,139	-
Energy, Department of	Pass-Through Battelle Energy Alliance, LLC		226441	81.RD		228,095	62,914
Energy, Department of	Pass-Through Battelle Energy Alliance, LLC		237485	81.RD		323,448	-
Energy, Department of	Pass-Through Battelle Energy Alliance, LLC		238326	81.RD		32,394	-
Energy, Department of	Pass-Through Battelle Energy Alliance, LLC		239083	81.RD		30,000	-
Energy, Department of	Pass-Through Battelle Energy Alliance, LLC		243668	81.RD		65,202	-
Energy, Department of	Pass-Through Battelle Energy Alliance, LLC		245884	81.RD		14,683	-
Energy, Department of	Pass-Through Battelle Energy Alliance, LLC		247214	81.RD		34,740	-
Energy, Department of	Pass-Through Battelle Energy Alliance, LLC		4000175183	81.RD		70,982	-
Energy, Department of	Pass-Through Battelle Energy Alliance, LLC		4000175613	81.RD		164,317	-
Energy, Department of	Pass-Through Battelle Energy Alliance, LLC		4000175846	81.RD		238,296	-
Energy, Department of	Pass-Through Battelle Energy Alliance, LLC		Subcontract No. 236962	81.RD		110,818	-
Energy, Department of	Pass-Through Battelle Memorial Institute		503934	81.RD		72,703	-
Energy, Department of	Pass-Through Battelle Savannah River Alliance, LLC		0000500456	81.RD		16,511	-
Energy, Department of	Pass-Through Battelle Savannah River Alliance, LLC		0000523445	81.RD		13,489	-
Energy, Department of	Pass-Through Brookhaven National Laboratory		382356	81.RD		4,069	-
Energy, Department of	Pass-Through Brookhaven Science Associates, LLC		326127	81.RD		584,230	-
Energy, Department of	Pass-Through Brookhaven Science Associates, LLC		380767	81.RD		62,735	-
Energy, Department of	Pass-Through Detroit Diesel Corporation		Research Agreement	81.RD		78,268	-
Energy, Department of	Pass-Through Fermi Research Alliance, LLC (FRA)		670952	81.RD		25,837	-
Energy, Department of	Pass-Through Fermi Research Alliance, LLC (FRA)		FNAL-LDRD-2020-034	81.RD		7,235	-
Energy, Department of	Pass-Through Integrated Sensors, LLC		DESC0019597	81.RD		197,917	-
Energy, Department of	Pass-Through Lawrence Berkeley National Laboratory		7234031	81.RD		455,029	-
Energy, Department of	Pass-Through Lawrence Berkeley National Laboratory		7342299	81.RD		103,888	-
Energy, Department of	Pass-Through Lawrence Berkeley National Laboratory		7451048	81.RD		2,761	-
Energy, Department of	Pass-Through Lawrence Berkeley National Laboratory		7493465	81.RD		1,488	-
Energy, Department of	Pass-Through Lawrence Livermore National Laboratory		B634411	81.RD		44,143	-
Energy, Department of	Pass-Through Lawrence Livermore National Laboratory		B637576	81.RD		146,134	-
Energy, Department of	Pass-Through Lawrence Livermore National Laboratory		B639919	81.RD		54,829	-
Energy, Department of	Pass-Through Lawrence Livermore National Laboratory		B640674	81.RD		9,115	-
Energy, Department of	Pass-Through Lawrence Livermore National Laboratory		B640901	81.RD		59,809	-
Energy, Department of	Pass-Through Lawrence Livermore National Laboratory		B641519	81.RD		30,989	-
Energy, Department of	Pass-Through Lawrence Livermore National Laboratory		B642600	81.RD		5,215	-
Energy, Department of	Pass-Through Lawrence Livermore National Laboratory		B644477	81.RD		51,637	-
Energy, Department of	Pass-Through Lawrence Livermore National Laboratory		B644715	81.RD		41,738	-
Energy, Department of	Pass-Through Lawrence Livermore National Laboratory		NO_B642551	81.RD		64,581	-
Energy, Department of	Pass-Through Lawrence Livermore National Security, LLC		B614207	81.RD		3,882	-
Energy, Department of	Pass-Through Lawrence Livermore National Security, LLC		B632153	81.RD		(832)	-
Energy, Department of	Pass-Through Lawrence Livermore National Security, LLC		B632749	81.RD		494,039	-
Energy, Department of	Pass-Through Lawrence Livermore National Security, LLC		B639485	81.RD		19,982	-
Energy, Department of	Pass-Through Los Alamos National Laboratory		554709	81.RD		491,639	-
Energy, Department of	Pass-Through Los Alamos National Security, LLC		459210	81.RD		145,512	-
Energy, Department of	Pass-Through Lumileds, LLC		LLB - 2552016127	81.RD		70,556	-
Energy, Department of	Pass-Through National Technology and Engineering Solutions of Sandia LLC (NTESS)		1868723	81.RD		22,032	-
Energy, Department of	Pass-Through National Technology and Engineering Solutions of Sandia LLC (NTESS)		1969581	81.RD		31,266	-
Energy, Department of	Pass-Through National Technology and Engineering Solutions of Sandia LLC (NTESS)		1995518	81.RD		29,099	-
Energy, Department of	Pass-Through National Technology and Engineering Solutions of Sandia LLC (NTESS)		2097994	81.RD		7,584	-
Energy, Department of	Pass-Through National Technology and Engineering Solutions of Sandia LLC (NTESS)		2119219	81.RD		(5,689)	-
Energy, Department of	Pass-Through National Technology and Engineering Solutions of Sandia LLC (NTESS)		2200978	81.RD		79,914	-
Energy, Department of	Pass-Through National Technology and Engineering Solutions of Sandia LLC (NTESS)		2224005	81.RD		45,843	-
Energy, Department of	Pass-Through National Technology and Engineering Solutions of Sandia LLC (NTESS)		2240144	81.RD		17,540	-
Energy, Department of	Pass-Through National Technology and Engineering Solutions of Sandia LLC (NTESS)		2245335	81.RD		10,583	-
Energy, Department of	Pass-Through National Technology and Engineering Solutions of Sandia LLC (NTESS)		PO 2245236	81.RD		9,999	-
Energy, Department of	Pass-Through Niowave, Inc.		P.O. # 17-0011-102	81.RD		26,225	-
Energy, Department of	Pass-Through Niowave, Inc.		P.O. No. 20-2496RW	81.RD		22,117	-
Energy, Department of	Pass-Through Oak Ridge Institute for Science and Education		Award Letter	81.RD		685	-
Energy, Department of	Pass-Through Oak Ridge National Laboratory		4000136101	81.RD		30,415	-
Energy, Department of	Pass-Through Oak Ridge National Laboratory		4000136608	81.RD		129,411	-
Energy, Department of	Pass-Through Oak Ridge National Laboratory		4000159555	81.RD		43,676	-
Energy, Department of	Pass-Through Oak Ridge National Laboratory		4000162644	81.RD		28,844	-
Energy, Department of	Pass-Through Ohio State University, The		GR122679/SPC-1000004573	81.RD		72,213	-
Energy, Department of	Pass-Through Pacific Northwest National Laboratory		390688	81.RD		103,976	-
Energy, Department of	Pass-Through Pacific Northwest National Laboratory		507090	81.RD		57,780	-
Energy, Department of	Pass-Through Princeton University		S018389	81.RD		47,765	-

University of Michigan
Schedule of Expenditures of Federal Awards
For the Year Ended June 30, 2021

Cluster Title/Federal Grantor/Program	Type	Pass-Through Grantor	Award Identifier	Assistance Listing Number	Assistance Listing Program Title	Federal Expenditures	Passed-Through to Subrecipients
Energy, Department of	Pass-Through	Raytum Photonics	Research Agreement December 16	81.RD		13,095	-
Energy, Department of	Pass-Through	Sandia National Laboratories	2212158	81.RD		35,435	-
Energy, Department of	Pass-Through	Sandia National Laboratories	P.O. # 2224730	81.RD		28,908	-
Energy, Department of	Pass-Through	Savannah River National Laboratory	0000306392	81.RD		8,483	-
Energy, Department of	Pass-Through	SLAC National Accelerator Laboratory	190771	81.RD		168,598	-
Energy, Department of	Pass-Through	South Carolina Universities Research & Education Foundation	Rickover Fellowship-Student As	81.RD		9,984	-
Energy, Department of	Pass-Through	Southwest Research Institute	L99020KJ	81.RD		468	-
Energy, Department of	Pass-Through	TerraCOH, Inc.	Subaward Agreement	81.RD		10,292	-
Energy, Department of	Pass-Through	Theia Scientific, LLC	Research Award	81.RD		8,668	-
Energy, Department of	Pass-Through	Triad National Security, LLC	487270	81.RD		1,051,701	429,648
Energy, Department of	Pass-Through	Triad National Security, LLC	540415	81.RD		54,990	-
Energy, Department of	Pass-Through	Triad National Security, LLC	576754	81.RD		87,265	-
Energy, Department of	Pass-Through	Triad National Security, LLC	577223	81.RD		31,652	-
Energy, Department of	Pass-Through	Triad National Security, LLC	600822	81.RD		33,814	-
Energy, Department of	Pass-Through	Triad National Security, LLC	612552	81.RD		63,548	-
Energy, Department of	Pass-Through	Triad National Security, LLC	629316	81.RD		18,708	-
Energy, Department of	Pass-Through	UChicago Argonne, LLC	DE-AC02-06CH11357	81.RD		177,110	-
Energy, Department of	Pass-Through	United Technologies Research Center	1256544	81.RD		146,928	-
Energy, Department of	Pass-Through	University at Albany	3-87578	81.RD		156,081	-
Energy, Department of	Pass-Through	University of California - Berkeley	7451043	81.RD		102,521	-
Energy, Department of	Pass-Through	University of Toledo	F-2021-6	81.RD		17,993	-
Energy, Department of	Pass-Through	University of Toledo	F-2021-6	81.RD		37,131	-
Energy, Department of	Pass-Through	University of Utah	10051007	81.RD		121,926	-
Energy, Department of	Pass-Through	UT-Battelle, LLC	4000140128	81.RD		49,278	-
Energy, Department of	Pass-Through	UT-Battelle, LLC	4000140129	81.RD		38,268	-
Energy, Department of	Pass-Through	UT-Battelle, LLC	4000162123	81.RD		104,957	-
Energy, Department of	Pass-Through	UT-Battelle, LLC	4000168180	81.RD		93,817	-
Energy, Department of	Pass-Through	UT-Battelle, LLC	4000169997	81.RD		53,975	-
Energy, Department of	Pass-Through	UT-Battelle, LLC	4000177544	81.RD		7,980	-
Energy, Department of	Pass-Through	UT-Battelle, LLC	4000178473	81.RD		137,597	-
Energy, Department of	Pass-Through	UT-Battelle, LLC	4000178751	81.RD		418,264	-
Energy, Department of	Pass-Through	UT-Battelle, LLC	4000182958	81.RD		64,208	-
Energy, Department of	Pass-Through	UT-Battelle, LLC	4000185584	81.RD		28,432	-
Energy, Department of	Pass-Through	UT-Battelle, LLC	4000186359	81.RD		31,468	-
						\$ 11,222,318	\$ 492,562
Total Energy, Department of						\$ 43,320,216	\$ 6,475,415

Education, Department of	Direct		P015A140091 (NRC)	84.015	National Resource Centers Program for Foreign Language and Area Studies or Foreign Language and International Studies Program and Foreign Language and Area Studies Fellowship Program	\$ (11)	\$ -
Education, Department of	Direct		P015A140095 (NRC)	84.015	National Resource Centers Program for Foreign Language and Area Studies or Foreign Language and International Studies Program and Foreign Language and Area Studies Fellowship Program	(9,308)	-
Education, Department of	Direct		P015A140100	84.015	National Resource Centers Program for Foreign Language and Area Studies or Foreign Language and International Studies Program and Foreign Language and Area Studies Fellowship Program	(374)	-
Education, Department of	Direct		P015A180105	84.015	National Resource Centers Program for Foreign Language and Area Studies or Foreign Language and International Studies Program and Foreign Language and Area Studies Fellowship Program	309,839	-
Education, Department of	Direct		P015A180106	84.015	National Resource Centers Program for Foreign Language and Area Studies or Foreign Language and International Studies Program and Foreign Language and Area Studies Fellowship Program	191,035	-
Education, Department of	Direct		P015A180107	84.015	National Resource Centers Program for Foreign Language and Area Studies or Foreign Language and International Studies Program and Foreign Language and Area Studies Fellowship Program	296,789	-
Education, Department of	Direct		P015A180108	84.015	National Resource Centers Program for Foreign Language and Area Studies or Foreign Language and International Studies Program and Foreign Language and Area Studies Fellowship Program	196,933	-
Education, Department of	Direct		P015A180114	84.015	National Resource Centers Program for Foreign Language and Area Studies or Foreign Language and International Studies Program and Foreign Language and Area Studies Fellowship Program	236,684	20,509

University of Michigan
Schedule of Expenditures of Federal Awards
For the Year Ended June 30, 2021

Cluster Title/Federal Grantor/Program	Type	Pass-Through Grantor	Award Identifier	Assistance Listing		Assistance Listing Program Title	Federal Expenditures	Passed-Through to Subrecipients
				Number				
Education, Department of	Direct		P015B180105	84.015		National Resource Centers Program for Foreign Language and Area Studies or Foreign Language and International Studies Program and Foreign Language and Area Studies Fellowship Program	377,715	-
Education, Department of	Direct		P015B180106	84.015		National Resource Centers Program for Foreign Language and Area Studies or Foreign Language and International Studies Program and Foreign Language and Area Studies Fellowship Program	202,475	-
Education, Department of	Direct		P015B180107	84.015		National Resource Centers Program for Foreign Language and Area Studies or Foreign Language and International Studies Program and Foreign Language and Area Studies Fellowship Program	345,080	-
Education, Department of	Direct		P015B180108	84.015		National Resource Centers Program for Foreign Language and Area Studies or Foreign Language and International Studies Program and Foreign Language and Area Studies Fellowship Program	359,188	-
Education, Department of	Direct		P015B180110	84.015		National Resource Centers Program for Foreign Language and Area Studies or Foreign Language and International Studies Program and Foreign Language and Area Studies Fellowship Program	371,886	-
Education, Department of	Direct		P015B180114	84.015		National Resource Centers Program for Foreign Language and Area Studies or Foreign Language and International Studies Program and Foreign Language and Area Studies Fellowship Program	341,039	-
Education, Department of	Direct		P022A180037	84.022		Overseas Programs - Doctoral Dissertation Research Abroad	\$ 3,218,970	\$ 20,509
Education, Department of	Direct		P022A190014	84.022		Overseas Programs - Doctoral Dissertation Research Abroad	\$ 3,412	\$ -
							\$ (3,334)	\$ -
							\$ 78	\$ -
Education, Department of	Direct		U215J180081-19	84.215		Innovative Approaches to Literacy; Promise Neighborhoods; and Full-Service Community Schools	\$ 477,135	\$ -
Education, Department of	Direct		R305A170489	84.305		Education Research, Development and Dissemination	\$ 213,270	\$ -
Education, Department of	Direct		R305A200046	84.305		Education Research, Development and Dissemination	86,377	-
Education, Department of	Direct		R305A200221	84.305		Education Research, Development and Dissemination	253,730	74,277
Education, Department of	Direct		R305B150012-19	84.305		Education Research, Development and Dissemination	550,102	-
Education, Department of	Direct		R305B170015-19	84.305		Education Research, Development and Dissemination	170,320	-
Education, Department of	Direct		R305B200011	84.305		Education Research, Development and Dissemination	248,308	-
Education, Department of	Direct		R305D210029	84.305		Education Research, Development and Dissemination	16,690	-
Education, Department of	Direct		R305H140028	84.305		Education Research, Development and Dissemination	50,505	38,738
Education, Department of	Pass-Through MDRC		R305N160018	84.305		Education Research, Development and Dissemination	88,270	-
Education, Department of	Pass-Through Miami University		G02732	84.305		Education Research, Development and Dissemination	(43)	-
Education, Department of	Pass-Through Michigan State University		RC109914-UM	84.305		Education Research, Development and Dissemination	398,380	-
Education, Department of	Pass-Through New York University		F7627-01	84.305		Education Research, Development and Dissemination	150,449	-
Education, Department of	Pass-Through Northwestern University		SP0034839-PROJ0009317	84.305		Education Research, Development and Dissemination	(138)	-
Education, Department of	Pass-Through University of Washington		UWSC12172	84.305		Education Research, Development and Dissemination	35,095	-
							\$ 2,261,315	\$ 113,015
Education, Department of	Direct		R324A150023	84.324		Research in Special Education	\$ 99,971	\$ 17,490
Education, Department of	Direct		R324B180003	84.324		Research in Special Education	7,262	-
Education, Department of	Direct		R324U180001	84.324		Research in Special Education	64,283	19,402
Education, Department of	Pass-Through University of Kansas		FY2019-109	84.324		Research in Special Education	29,358	-
							\$ 200,874	\$ 36,892
Education, Department of	Direct		H325D160032	84.325		Special Education - Personnel Development to Improve Services and Results for Children with Disabilities	\$ 190,720	\$ -
Education, Department of	Pass-Through Michigan, State of, Labor and Economic Opportunity, Department of		20-00-11	84.334		Gaining Early Awareness and Readiness for Undergraduate Programs	\$ 144,904	\$ -
Education, Department of	Pass-Through Michigan, State of, Labor and Economic Opportunity, Department of		20-00-12	84.334		Gaining Early Awareness and Readiness for Undergraduate Programs	38,268	-
Education, Department of	Pass-Through Michigan, State of, Labor and Economic Opportunity, Department of		20-00-17	84.334		Gaining Early Awareness and Readiness for Undergraduate Programs	83,355	-
							\$ 266,527	\$ -
Education, Department of	Pass-Through Michigan, State of, Education, Department of		Independent Contracted Service	84.371		Comprehensive Literacy Development	\$ 6,471	\$ -
Education, Department of	Pass-Through Tennessee, State of		0000024026 / 33105-04117 / 515	84.372		Statewide Longitudinal Data Systems	(699)	\$ -
Education, Department of	Pass-Through Flint Community Schools		MOU	84.RD			\$ 15,000	\$ -
Education, Department of	Pass-Through Flint Community Schools		MOU 2018-2019	84.RD			15,000	-
Education, Department of	Pass-Through Flint Community Schools		MOU 2019-2020	84.RD			15,000	-
Education, Department of	Pass-Through Grand Rapids Public Schools		MOU	84.RD			15,000	-
Education, Department of	Pass-Through Grand Rapids Public Schools		MOU 2019-2020	84.RD			15,000	-
Education, Department of	Pass-Through Holland Public Schools		Memorandum of Understanding	84.RD			15,000	-
Education, Department of	Pass-Through Holland Public Schools		MOU	84.RD			15,000	-
Education, Department of	Pass-Through Jackson Public Schools		Memorandum of Understanding	84.RD			15,000	-
Education, Department of	Pass-Through Jackson Public Schools		MOU	84.RD			15,000	-
Education, Department of	Pass-Through National Institute of Statistical Science		Research Agreement	84.RD			97,979	-
							\$ 232,979	\$ -

University of Michigan
Schedule of Expenditures of Federal Awards
For the Year Ended June 30, 2021

Cluster Title/Federal Grantor/Program	Type	Pass-Through Grantor	Award Identifier	Assistance Listing	Assistance Listing Program Title	Passed-Through	
				Number		Federal Expenditures	to Subrecipients
			Total Education, Department of			\$ 6,854,370	\$ 170,416
Health and Human Services, Department of	Pass-Through Michigan, State of, Health and Human Services, Department of		E20203582-00 CG	93.012	Improving, Enhancing, and Evaluating Outcomes of Comprehensive Heart Health Care Programs for High-Risk Women	\$ 20,275	\$ -
Health and Human Services, Department of	Direct		5 D85 HP30827-05-00	93.059	Training in General, Pediatric, and Public Health Dentistry	\$ 331,682	\$ 160,764
Health and Human Services, Department of	Direct		6 R01 TS000289-03-01	93.061	Innovations in Applied Public Health Research	\$ 138,053	\$ -
Health and Human Services, Department of	Direct		5 R21 DA51388 02	93.077	Family Smoking Prevention and Tobacco Control Act Regulatory Research	\$ 138,111	\$ -
Health and Human Services, Department of	Direct		5 U54CA229974 03	93.077	Family Smoking Prevention and Tobacco Control Act Regulatory Research	3,824,521	1,158,178
						\$ 3,962,632	\$ 1,158,178
Health and Human Services, Department of	Direct		6 NU58DD000014-02-01	93.080	Blood Disorder Program: Prevention, Surveillance, and Research	\$ 254,479	\$ 23,331
Health and Human Services, Department of	Pass-Through American Thrombosis & Hemostasis Network		ATHN2017001-1	93.080	Blood Disorder Program: Prevention, Surveillance, and Research	(7,375)	-
Health and Human Services, Department of	Pass-Through Cure HHT		ATHN2017001-NCE	93.080	Blood Disorder Program: Prevention, Surveillance, and Research	10,142	-
Health and Human Services, Department of	Pass-Through Hemophilia Foundation of Michigan		CDC 446 20-21	93.080	Blood Disorder Program: Prevention, Surveillance, and Research	6,113	-
Health and Human Services, Department of	Pass-Through Hemophilia Foundation of Michigan		CDC-19-20-446	93.080	Blood Disorder Program: Prevention, Surveillance, and Research	31,500	-
						\$ 294,859	\$ 23,331
Health and Human Services, Department of	Direct		5 U01 IP000974-05-05	93.083	Prevention of Disease, Disability, and Death through Immunization and Control of Respiratory and Related Diseases	\$ 680,522	\$ 267,010
Health and Human Services, Department of	Direct		6 U01IP000974-05-03	93.083	Prevention of Disease, Disability, and Death through Immunization and Control of Respiratory and Related Diseases	439,449	104,858
						\$ 1,119,971	\$ 371,868
Health and Human Services, Department of	Pass-Through Rush University Medical Center		20043001-Sub01	93.084	Prevention of Disease, Disability, and Death by Infectious Diseases	\$ 40,376	\$ -
Health and Human Services, Department of	Pass-Through Rush University Medical Center		15120706-Sub003	93.084	Prevention of Disease, Disability, and Death by Infectious Diseases	(100,395)	-
Health and Human Services, Department of	Pass-Through Rush University Medical Center		15120706-Sub01	93.084	Prevention of Disease, Disability, and Death by Infectious Diseases	11,094	-
Health and Human Services, Department of	Pass-Through Rush University Medical Center		15122902-Sub01	93.084	Prevention of Disease, Disability, and Death by Infectious Diseases	1	-
Health and Human Services, Department of	Pass-Through Rush-Presbyterian-St. Luke's Medical Center		15122902-Sub01	93.084	Prevention of Disease, Disability, and Death by Infectious Diseases	(35,308)	-
Health and Human Services, Department of	Pass-Through Stanford University		62318994-148206	93.084	Prevention of Disease, Disability, and Death by Infectious Diseases	28,448	-
Health and Human Services, Department of	Pass-Through Stanford University		62318994-148206	93.084	Prevention of Disease, Disability, and Death by Infectious Diseases	21,712	-
						\$ (34,072)	\$ -
Health and Human Services, Department of	Direct		90PR0009-02-01	93.086	Healthy Marriage Promotion and Responsible Fatherhood Grants	\$ 21,494	\$ -
Health and Human Services, Department of	Direct		1 UG3 FD007308-01	93.103	Food and Drug Administration Research	\$ 24,175	\$ -
Health and Human Services, Department of	Direct		5 R01 FD005085-04	93.103	Food and Drug Administration Research	232	-
Health and Human Services, Department of	Direct		5 R01 FD005393-03	93.103	Food and Drug Administration Research	221,572	-
Health and Human Services, Department of	Pass-Through University of Maryland, Baltimore (UMB)		F303447-1	93.103	Food and Drug Administration Research	121,415	-
Health and Human Services, Department of	Pass-Through William Marsh Rice University		R7K996	93.103	Food and Drug Administration Research	25,000	-
						\$ 392,394	\$ -
Health and Human Services, Department of	Direct		1 R40MC32882-01-00	93.110	Maternal and Child Health Federal Consolidated Programs	\$ 21,862	\$ 1,948
Health and Human Services, Department of	Direct		5 H17MC32706-02-00	93.110	Maternal and Child Health Federal Consolidated Programs	46,956	-
Health and Human Services, Department of	Direct		5 T20 MC07463-15-00	93.110	Maternal and Child Health Federal Consolidated Programs	14,908	1,567
Health and Human Services, Department of	Direct		5 T77 MC31740-04-00	93.110	Maternal and Child Health Federal Consolidated Programs	248,387	5,891
Health and Human Services, Department of	Direct		6H98MC30374-03-02	93.110	Maternal and Child Health Federal Consolidated Programs	210,141	-
Health and Human Services, Department of	Pass-Through Hemophilia Foundation of Michigan		MCHB 443 20-21	93.110	Maternal and Child Health Federal Consolidated Programs	27,982	-
Health and Human Services, Department of	Pass-Through Michigan, State of, Health and Human Services, Department of		E20192404-00	93.110	Maternal and Child Health Federal Consolidated Programs	(1)	-
Health and Human Services, Department of	Pass-Through Michigan, State of, Health and Human Services, Department of		E20202765-Project S	93.110	Maternal and Child Health Federal Consolidated Programs	19,644	-
Health and Human Services, Department of	Pass-Through Michigan, State of, Health and Human Services, Department of		E20202905-Project BE	93.110	Maternal and Child Health Federal Consolidated Programs	27,393	-
Health and Human Services, Department of	Pass-Through Michigan, State of, Health and Human Services, Department of		E20203106 / Project N	93.110	Maternal and Child Health Federal Consolidated Programs	93,476	-
Health and Human Services, Department of	Pass-Through Michigan, State of, Health and Human Services, Department of		E20212557-001 F	93.110	Maternal and Child Health Federal Consolidated Programs	198,489	-
Health and Human Services, Department of	Pass-Through Michigan, State of, Health and Human Services, Department of		E20213684-00 R	93.110	Maternal and Child Health Federal Consolidated Programs	22,806	-
Health and Human Services, Department of	Pass-Through Wayne State University		WSU020110	93.110	Maternal and Child Health Federal Consolidated Programs	16,010	-
Health and Human Services, Department of	Pass-Through Wayne State University		WSU20107 A1	93.110	Maternal and Child Health Federal Consolidated Programs	37,648	-
Health and Human Services, Department of	Pass-Through Wayne State University		WWU19093-A1	93.110	Maternal and Child Health Federal Consolidated Programs	10,342	-
						\$ 996,043	\$ 9,406
Health and Human Services, Department of	Direct		1 R01 ES032389-01	93.113	Environmental Health	\$ 143,833	\$ 11,002
Health and Human Services, Department of	Direct		1 R21 ES029751-02	93.113	Environmental Health	78,537	-
Health and Human Services, Department of	Direct		15R01 ES032202-02	93.113	Environmental Health	164,773	46,453
Health and Human Services, Department of	Direct		4 R01 ES020875-05	93.113	Environmental Health	(12)	-
Health and Human Services, Department of	Direct		5 K01 ES026839-05	93.113	Environmental Health	2,029	-

University of Michigan
Schedule of Expenditures of Federal Awards
For the Year Ended June 30, 2021

Cluster Title/Federal Grantor/Program	Type	Pass-Through Grantor	Award Identifier	Assistance Listing		Federal Expenditures	Passed-Through to Subrecipients
				Number	Assistance Listing Program Title		
Health and Human Services, Department of	Direct		5 K01 ES032048-02	93.113	Environmental Health	88,713	-
Health and Human Services, Department of	Direct		5 K23 ES027221-05	93.113	Environmental Health	189,168	-
Health and Human Services, Department of	Direct		5 P30 ES017885-09	93.113	Environmental Health	1,182,190	-
Health and Human Services, Department of	Direct		5 R00 ES026198-05	93.113	Environmental Health	224,321	-
Health and Human Services, Department of	Direct		5 R01 ES022616-05	93.113	Environmental Health	70,535	1,000
Health and Human Services, Department of	Direct		5 R01 ES024732-04	93.113	Environmental Health	(1,951)	-
Health and Human Services, Department of	Direct		5 R01 ES026578-05	93.113	Environmental Health	193,281	-
Health and Human Services, Department of	Direct		5 R01 ES026603-05	93.113	Environmental Health	481,890	370,500
Health and Human Services, Department of	Direct		5 R01 ES026964-05	93.113	Environmental Health	441,453	-
Health and Human Services, Department of	Direct		5 R01 ES028694-04	93.113	Environmental Health	655,875	116,833
Health and Human Services, Department of	Direct		5 R01 ES028802-03	93.113	Environmental Health	526,380	-
Health and Human Services, Department of	Direct		5 R01 ES030049-02	93.113	Environmental Health	846,688	-
Health and Human Services, Department of	Direct		5 R01 ES031591-02	93.113	Environmental Health	36,899	-
Health and Human Services, Department of	Direct		5 R01 ES032203-02	93.113	Environmental Health	127,174	-
Health and Human Services, Department of	Direct		5 R01 ES032330-02	93.113	Environmental Health	321,761	17,636
Health and Human Services, Department of	Direct		5 R01ES030374-02	93.113	Environmental Health	456,380	397,744
Health and Human Services, Department of	Direct		5 R01ES032255-02	93.113	Environmental Health	304,939	-
Health and Human Services, Department of	Direct		5 R21ES030791 02	93.113	Environmental Health	100,437	-
Health and Human Services, Department of	Direct		5 R21ES032305-02	93.113	Environmental Health	121,386	-
Health and Human Services, Department of	Direct		5 R24 ES028502-05	93.113	Environmental Health	356,191	99,337
Health and Human Services, Department of	Direct		5 R25 ES031549-06	93.113	Environmental Health	125,026	-
Health and Human Services, Department of	Direct		5 R35 ES031686-02	93.113	Environmental Health	730,603	-
Health and Human Services, Department of	Direct		5 U01 ES026697-04	93.113	Environmental Health	560,910	-
Health and Human Services, Department of	Direct		7 R01 ES025434-06	93.113	Environmental Health	(7,837)	-
Health and Human Services, Department of	Direct		T32 ES007062	93.113	Environmental Health	37,152	-
Health and Human Services, Department of	Direct		T32 ES007062	93.113	Environmental Health	460,227	-
Health and Human Services, Department of	Pass-Through	Boston University	4500003574	93.113	Environmental Health	40,148	-
Health and Human Services, Department of	Pass-Through	Bowling Green State University	10009736-UM05	93.113	Environmental Health	5,471	-
Health and Human Services, Department of	Pass-Through	Case Western Reserve University	RES512141	93.113	Environmental Health	(2,298)	-
Health and Human Services, Department of	Pass-Through	Case Western Reserve University	RES514538	93.113	Environmental Health	13,231	-
Health and Human Services, Department of	Pass-Through	Colorado State University	G-18939-1	93.113	Environmental Health	(1,411)	-
Health and Human Services, Department of	Pass-Through	Columbia University	1(GG013747-01)POG13883	93.113	Environmental Health	87,328	-
Health and Human Services, Department of	Pass-Through	Columbia University	1(GG014276-01)POG13888	93.113	Environmental Health	36,751	-
Health and Human Services, Department of	Pass-Through	Columbia University	4(GG013015)	93.113	Environmental Health	56,244	-
Health and Human Services, Department of	Pass-Through	Johns Hopkins University	2002950119	93.113	Environmental Health	(285)	-
Health and Human Services, Department of	Pass-Through	Johns Hopkins University	R01ES025531	93.113	Environmental Health	48,832	-
Health and Human Services, Department of	Pass-Through	Northeastern University	500610-78050	93.113	Environmental Health	25,618	-
Health and Human Services, Department of	Pass-Through	University of California - Davis	A18-0173-S004	93.113	Environmental Health	3,621	-
						\$ 9,332,201	\$ 1,060,505
Health and Human Services, Department of	Direct		1D33HP316700100	93.117	Preventive Medicine Residency	\$ 412,140	\$ -
Health and Human Services, Department of	Direct		1 F30 DE029359-01	93.121	Oral Diseases and Disorders Research	113,464	-
Health and Human Services, Department of	Direct		1 F30 DE029667-01	93.121	Oral Diseases and Disorders Research	21,560	-
Health and Human Services, Department of	Direct		1 F31 DE030697-01	93.121	Oral Diseases and Disorders Research	4,306	-
Health and Human Services, Department of	Direct		1 R01 DE029181-01-A1	93.121	Oral Diseases and Disorders Research	103,153	-
Health and Human Services, Department of	Direct		1 R01 DE030630 01	93.121	Oral Diseases and Disorders Research	19,899	-
Health and Human Services, Department of	Direct		1 R01 E029465 01A1	93.121	Oral Diseases and Disorders Research	70,395	-
Health and Human Services, Department of	Direct		1 R21 DE030213 01	93.121	Oral Diseases and Disorders Research	25,554	-
Health and Human Services, Department of	Direct		5 F30 DE027605-04	93.121	Oral Diseases and Disorders Research	137,634	-
Health and Human Services, Department of	Direct		5 F30 DE028455-02	93.121	Oral Diseases and Disorders Research	77,937	-
Health and Human Services, Department of	Direct		5 F30 DE028465-03	93.121	Oral Diseases and Disorders Research	72,485	-
Health and Human Services, Department of	Direct		5 F30 DE029097-03	93.121	Oral Diseases and Disorders Research	98,498	-
Health and Human Services, Department of	Direct		5 F30-DE028167-02	93.121	Oral Diseases and Disorders Research	31,536	-
Health and Human Services, Department of	Direct		5 F31 DE028740-03	93.121	Oral Diseases and Disorders Research	36,920	-
Health and Human Services, Department of	Direct		5 F31 DE029992-02	93.121	Oral Diseases and Disorders Research	38,386	-
Health and Human Services, Department of	Direct		5 F31 DE030000-02	93.121	Oral Diseases and Disorders Research	46,397	-
Health and Human Services, Department of	Direct		5 K12DE027826-04	93.121	Oral Diseases and Disorders Research	120,800	-
Health and Human Services, Department of	Direct		5 K99DE029756 02	93.121	Oral Diseases and Disorders Research	103,446	-
Health and Human Services, Department of	Direct		5 R00 DE024173-05	93.121	Oral Diseases and Disorders Research	(456)	-
Health and Human Services, Department of	Direct		5 R01 DE015846-15	93.121	Oral Diseases and Disorders Research	101,431	-
Health and Human Services, Department of	Direct		5 R01 DE020843-10	93.121	Oral Diseases and Disorders Research	170,032	-
Health and Human Services, Department of	Direct		5 R01 DE021139-10	93.121	Oral Diseases and Disorders Research	322,661	-
Health and Human Services, Department of	Direct		5 R01 DE021410-09	93.121	Oral Diseases and Disorders Research	284,120	-
Health and Human Services, Department of	Direct		5 R01 DE024450 07	93.121	Oral Diseases and Disorders Research	574,135	244,761
Health and Human Services, Department of	Direct		5 R01 DE024796-06	93.121	Oral Diseases and Disorders Research	251,896	-
Health and Human Services, Department of	Direct		5 R01 DE025225-05	93.121	Oral Diseases and Disorders Research	205,615	27,938
Health and Human Services, Department of	Direct		5 R01 DE025827-05	93.121	Oral Diseases and Disorders Research	139,421	-
Health and Human Services, Department of	Direct		5 R01 DE026116-05	93.121	Oral Diseases and Disorders Research	212,601	-
Health and Human Services, Department of	Direct		5 R01 DE026578-05	93.121	Oral Diseases and Disorders Research	369,807	-
Health and Human Services, Department of	Direct		5 R01 DE026630-05	93.121	Oral Diseases and Disorders Research	494,309	-
Health and Human Services, Department of	Direct		5 R01 DE026666-04	93.121	Oral Diseases and Disorders Research	479,696	-
Health and Human Services, Department of	Direct		5 R01 DE026728-04	93.121	Oral Diseases and Disorders Research	279,047	-
Health and Human Services, Department of	Direct		5 R01 DE027034-04	93.121	Oral Diseases and Disorders Research	377,929	-

University of Michigan
Schedule of Expenditures of Federal Awards
For the Year Ended June 30, 2021

Cluster Title/Federal Grantor/Program	Type	Pass-Through Grantor	Award Identifier	Assistance Listing		Federal Expenditures	Passed-Through to Subrecipients
				Number	Assistance Listing Program Title		
Health and Human Services, Department of	Direct		5 R01 DE027662-04	93.121	Oral Diseases and Disorders Research	525,317	-
Health and Human Services, Department of	Direct		5 R01 DE0276750-04	93.121	Oral Diseases and Disorders Research	530,718	-
Health and Human Services, Department of	Direct		5 R01 DE028657 03	93.121	Oral Diseases and Disorders Research	262,073	-
Health and Human Services, Department of	Direct		5 R01DE022327-09	93.121	Oral Diseases and Disorders Research	596,064	-
Health and Human Services, Department of	Direct		5 R03 DE027399-02	93.121	Oral Diseases and Disorders Research	180,045	39,739
Health and Human Services, Department of	Direct		5 R03 DE027421-02	93.121	Oral Diseases and Disorders Research	78,679	-
Health and Human Services, Department of	Direct		5 R03 DE027456-02	93.121	Oral Diseases and Disorders Research	61,929	-
Health and Human Services, Department of	Direct		5 R21 DE027169-02	93.121	Oral Diseases and Disorders Research	105,353	86,688
Health and Human Services, Department of	Direct		5 R21 DE027765-02	93.121	Oral Diseases and Disorders Research	139,289	-
Health and Human Services, Department of	Direct		5 R21 DE028690 02	93.121	Oral Diseases and Disorders Research	127,924	47,763
Health and Human Services, Department of	Direct		5 R21 DE029005-02	93.121	Oral Diseases and Disorders Research	141,551	-
Health and Human Services, Department of	Direct		5 R21 DE029012-02	93.121	Oral Diseases and Disorders Research	160,978	-
Health and Human Services, Department of	Direct		5 R21 DE029248 02	93.121	Oral Diseases and Disorders Research	98,856	-
Health and Human Services, Department of	Direct		5 R35 DE027551-05	93.121	Oral Diseases and Disorders Research	1,159,274	-
Health and Human Services, Department of	Direct		5 U01 DE021412-11	93.121	Oral Diseases and Disorders Research	1,270,779	1,040,155
Health and Human Services, Department of	Direct		5 U01 DE025184-04	93.121	Oral Diseases and Disorders Research	(115)	-
Health and Human Services, Department of	Direct		5 U01 DE025633-05	93.121	Oral Diseases and Disorders Research	446,990	-
Health and Human Services, Department of	Direct		5 U24 DE026915-03	93.121	Oral Diseases and Disorders Research	1,077,468	226,173
Health and Human Services, Department of	Direct		5 U24DE029462 02	93.121	Oral Diseases and Disorders Research	3,842,981	1,908,823
Health and Human Services, Department of	Direct		5 UG3-DE028849-02	93.121	Oral Diseases and Disorders Research	295,797	-
Health and Human Services, Department of	Direct		5 UH3 DE027372 04S1	93.121	Oral Diseases and Disorders Research	1,782,507	1,112,988
Health and Human Services, Department of	Direct		7 K08 DE023552-06	93.121	Oral Diseases and Disorders Research	(165)	-
Health and Human Services, Department of	Direct		7 R03 DE02773-03	93.121	Oral Diseases and Disorders Research	21,782	3,443
Health and Human Services, Department of	Direct		T32 DE007057	93.121	Oral Diseases and Disorders Research	599,245	-
Health and Human Services, Department of	Pass-Through	Research Foundation of City University of New York (CUNY)	R923393	93.121	Oral Diseases and Disorders Research	(3)	-
Health and Human Services, Department of	Pass-Through	Rutgers University	1127	93.121	Oral Diseases and Disorders Research	4,852	-
Health and Human Services, Department of	Pass-Through	Rutgers University	1618 PO 1379382	93.121	Oral Diseases and Disorders Research	121,764	-
Health and Human Services, Department of	Pass-Through	University of California - Los Angeles	1350 G YA829	93.121	Oral Diseases and Disorders Research	66,130	-
Health and Human Services, Department of	Pass-Through	University of Connecticut Health Center (UConn Health)	UCHC7-112614499	93.121	Oral Diseases and Disorders Research	(3,133)	-
Health and Human Services, Department of	Pass-Through	University of Connecticut Health Center (UConn Health)	UCHC7-137853979	93.121	Oral Diseases and Disorders Research	148,516	-
Health and Human Services, Department of	Pass-Through	University of Connecticut Health Center (UConn Health)	UCHC7-137856729	93.121	Oral Diseases and Disorders Research	86,822	-
Health and Human Services, Department of	Pass-Through	University of Pittsburgh	AWD00000571 (132864-2)	93.121	Oral Diseases and Disorders Research	(2,956)	-
Health and Human Services, Department of	Pass-Through	University of Pittsburgh	AWD00000571 (134641-2)	93.121	Oral Diseases and Disorders Research	541,634	-
						\$ 19,853,559	\$ 4,738,471
Health and Human Services, Department of	Direct		2 A22HP310140400	93.124	Nurse Anesthetist Traineeship	19,311	-
Health and Human Services, Department of	Pass-Through	Research Institute at Nationwide Children's Hospital	710040-0820-00/4603981-0-46	93.127	Emergency Medical Services for Children	21,891	-
Health and Human Services, Department of	Pass-Through	Research Institute at Nationwide Children's Hospital	71004-0821-00/PO4605630-0-46	93.127	Emergency Medical Services for Children	146,276	-
						\$ 168,167	\$ -
Health and Human Services, Department of	Direct		5 U48 DP006397-03-00	93.135	Centers for Research and Demonstration for Health Promotion and Disease Prevention	588,126	118,263
Health and Human Services, Department of	Direct		1 R01CD003303-01-00	93.136	Injury Prevention and Control Research and State and Community Based Programs	26,151	-
Health and Human Services, Department of	Direct		1 R49 CE03085-01	93.136	Injury Prevention and Control Research and State and Community Based Programs	596,483	-
Health and Human Services, Department of	Direct		5 R01 CE003294-02-00	93.136	Injury Prevention and Control Research and State and Community Based Programs	66,511	-
Health and Human Services, Department of	Direct		5 R49 CE002099-05	93.136	Injury Prevention and Control Research and State and Community Based Programs	(472)	-
Health and Human Services, Department of	Direct		5 U01 CE002698-05	93.136	Injury Prevention and Control Research and State and Community Based Programs	1,118,557	115,628
Health and Human Services, Department of	Direct		6 U01 CE002780-01-03	93.136	Injury Prevention and Control Research and State and Community Based Programs	(16,429)	11,706
Health and Human Services, Department of	Pass-Through	Home of New Vision	Sub award agreement	93.136	Injury Prevention and Control Research and State and Community Based Programs	12,250	-
Health and Human Services, Department of	Pass-Through	Michigan, State of, Health and Human Services, Department of	E20182839-002	93.136	Injury Prevention and Control Research and State and Community Based Programs	6,197	-
Health and Human Services, Department of	Pass-Through	Michigan, State of, Health and Human Services, Department of	E20203147-Project J	93.136	Injury Prevention and Control Research and State and Community Based Programs	15,214	-
Health and Human Services, Department of	Pass-Through	Michigan, State of, Health and Human Services, Department of	E20203203-Project U	93.136	Injury Prevention and Control Research and State and Community Based Programs	25,162	-
Health and Human Services, Department of	Pass-Through	Michigan, State of, Health and Human Services, Department of	E20203340-00 Project BV	93.136	Injury Prevention and Control Research and State and Community Based Programs	1,964	-
Health and Human Services, Department of	Pass-Through	Michigan, State of, Health and Human Services, Department of	E20203372-00 Project BI	93.136	Injury Prevention and Control Research and State and Community Based Programs	61,822	-
Health and Human Services, Department of	Pass-Through	Michigan, State of, Health and Human Services, Department of	E20203373-Project BA	93.136	Injury Prevention and Control Research and State and Community Based Programs	83,822	-
Health and Human Services, Department of	Pass-Through	Michigan, State of, Health and Human Services, Department of	E20203581-00 CE	93.136	Injury Prevention and Control Research and State and Community Based Programs	796	-
Health and Human Services, Department of	Pass-Through	Michigan, State of, Health and Human Services, Department of	E20203746-Project CL	93.136	Injury Prevention and Control Research and State and Community Based Programs	34,590	-
Health and Human Services, Department of	Pass-Through	Michigan, State of, Health and Human Services, Department of	E20213626-001 L	93.136	Injury Prevention and Control Research and State and Community Based Programs	35,460	-

University of Michigan
Schedule of Expenditures of Federal Awards
For the Year Ended June 30, 2021

Cluster Title/Federal Grantor/Program	Type	Pass-Through Grantor	Award Identifier	Assistance Listing		Federal Expenditures	Passed-Through to Subrecipients
				Number	Assistance Listing Program Title		
Health and Human Services, Department of	Pass-Through Michigan, State of, Health and Human Services, Department of		E20213627-002 AR	93.136	Injury Prevention and Control Research and State and Community Based Programs	98,822	-
Health and Human Services, Department of	Pass-Through Michigan, State of, Health and Human Services, Department of		E20213628-003 AT	93.136	Injury Prevention and Control Research and State and Community Based Programs	35,336	-
Health and Human Services, Department of	Pass-Through Michigan, State of, Health and Human Services, Department of		E20213629-002 AU	93.136	Injury Prevention and Control Research and State and Community Based Programs	64,339	-
Health and Human Services, Department of	Pass-Through Michigan, State of, Health and Human Services, Department of		E20213630-002 AW	93.136	Injury Prevention and Control Research and State and Community Based Programs	88,353	-
Health and Human Services, Department of	Pass-Through Michigan, State of, Health and Human Services, Department of		E20214114-002 BV	93.136	Injury Prevention and Control Research and State and Community Based Programs	52,366	-
Health and Human Services, Department of	Pass-Through Wayne State University		WSU19128	93.136	Injury Prevention and Control Research and State and Community Based Programs	25,631	-
						\$ 2,432,925	\$ 127,334
Health and Human Services, Department of	Direct		5CPIMP171156-03-00	93.137	Community Programs to Improve Minority Health Grant Program	\$ 67,051	\$ 55,211
Health and Human Services, Department of	Pass-Through Michigan, State of, Health and Human Services, Department of		E20214755-00 CI	93.137	Community Programs to Improve Minority Health Grant Program	19,637	-
						\$ 86,688	\$ 55,211
Health and Human Services, Department of	Pass-Through The University of Texas Health Science Center at Houston		SA0001344	93.142	NIEHS Hazardous Waste Worker Health and Safety Training	\$ 13,453	\$ -
Health and Human Services, Department of	Pass-Through The University of Texas Health Science Center at Houston		SA0001575	93.142	NIEHS Hazardous Waste Worker Health and Safety Training	15,194	-
Health and Human Services, Department of	Pass-Through The University of Texas Health Science Center at Houston		SA0001577	93.142	NIEHS Hazardous Waste Worker Health and Safety Training	17,240	-
						\$ 45,887	\$ -
Health and Human Services, Department of	Direct		1 R25 ES032616-01	93.143	NIEHS Superfund Hazardous Substances_Basic Research and Education	\$ 12,327	\$ -
Health and Human Services, Department of	Pass-Through Northeastern University		500590-78050	93.143	NIEHS Superfund Hazardous Substances_Basic Research and Education	(2,228)	-
Health and Human Services, Department of	Pass-Through Northeastern University		500683?78050	93.143	NIEHS Superfund Hazardous Substances_Basic Research and Education	47,346	-
Health and Human Services, Department of	Pass-Through Northeastern University		500686-78050	93.143	NIEHS Superfund Hazardous Substances_Basic Research and Education	297,053	-
Health and Human Services, Department of	Pass-Through Northeastern University		500687-78050	93.143	NIEHS Superfund Hazardous Substances_Basic Research and Education	114,723	-
Health and Human Services, Department of	Pass-Through Northeastern University		500749-78050	93.143	NIEHS Superfund Hazardous Substances_Basic Research and Education	34,543	-
Health and Human Services, Department of	Pass-Through Northeastern University		500750-78050	93.143	NIEHS Superfund Hazardous Substances_Basic Research and Education	62,235	-
						\$ 565,999	\$ -
					Projects for Assistance in Transition from Homelessness (PATH)	\$ 249,308	\$ -
Health and Human Services, Department of	Pass-Through Michigan, State of, Health and Human Services, Department of		E20212715-002 AD	93.150	(PATH)	\$ 126,792	\$ -
Health and Human Services, Department of	Direct		1 R21 HG011493-01	93.172	Human Genome Research	9,867	-
Health and Human Services, Department of	Direct		5 F31 HG010569-03	93.172	Human Genome Research	42,075	-
Health and Human Services, Department of	Direct		5 K01 HG010496-03	93.172	Human Genome Research	154,738	-
Health and Human Services, Department of	Direct		5 R01 HG008773-05	93.172	Human Genome Research	429,995	74,344
Health and Human Services, Department of	Direct		5 R01 HG009124-05	93.172	Human Genome Research	316,520	-
Health and Human Services, Department of	Direct		5 R01 HG010567-03	93.172	Human Genome Research	554,555	239,342
Health and Human Services, Department of	Direct		5 R01 HG010883-03	93.172	Human Genome Research	279,170	-
Health and Human Services, Department of	Direct		5 R01 HG011031-02	93.172	Human Genome Research	94,149	-
Health and Human Services, Department of	Direct		5 R01HG009976-04	93.172	Human Genome Research	420,273	53,657
Health and Human Services, Department of	Direct		5 R01HG010731 03	93.172	Human Genome Research	164,718	58,362
Health and Human Services, Department of	Direct		5 R35 HG011279-02	93.172	Human Genome Research	280,654	-
Health and Human Services, Department of	Direct		5 UM1 HG009382-04S1	93.172	Human Genome Research	461,459	-
Health and Human Services, Department of	Direct		T32 HG000040	93.172	Human Genome Research	(245,897)	-
Health and Human Services, Department of	Direct		T32 HG000040	93.172	Human Genome Research	849,693	-
Health and Human Services, Department of	Direct		T32 HG010030	93.172	Human Genome Research	183,129	-
Health and Human Services, Department of	Pass-Through Rutgers University		0354/PO765768	93.172	Human Genome Research	(19)	-
Health and Human Services, Department of	Pass-Through Rutgers University		0858/PO1029910	93.172	Human Genome Research	4	-
Health and Human Services, Department of	Pass-Through Rutgers University		1323/PO1297769	93.172	Human Genome Research	36,193	-
Health and Human Services, Department of	Pass-Through Stanford University		61630349-104913	93.172	Human Genome Research	84,073	-
Health and Human Services, Department of	Pass-Through Stanford University		62446469-123432	93.172	Human Genome Research	355,825	-
Health and Human Services, Department of	Pass-Through The Jackson Laboratory		210314-0430-08	93.172	Human Genome Research	(13,385)	-
Health and Human Services, Department of	Pass-Through The Jackson Laboratory		210354-0821-06/PO 214564-0	93.172	Human Genome Research	98,768	-
Health and Human Services, Department of	Pass-Through The President and Fellows of Harvard College aka Harvard University		153056.5113862.0612	93.172	Human Genome Research	89,999	-
Health and Human Services, Department of	Pass-Through Washington University School of Medicine in St. Louis		WU-18-165-MOD-3	93.172	Human Genome Research	81,624	-
						\$ 4,854,972	\$ 425,705
Health and Human Services, Department of	Direct		1 R01 DC019090-01	93.173	Research Related to Deafness and Communication Disorders	\$ 144,115	\$ -
Health and Human Services, Department of	Direct		1 R56 DC018003-01	93.173	Research Related to Deafness and Communication Disorders	70	-
Health and Human Services, Department of	Direct		5 DC018500-02	93.173	Research Related to Deafness and Communication Disorders	354,353	-
Health and Human Services, Department of	Direct		5 F31 DC018206-03	93.173	Research Related to Deafness and Communication Disorders	46,311	-
Health and Human Services, Department of	Direct		5 F31 DC019292-02	93.173	Research Related to Deafness and Communication Disorders	37,856	-
Health and Human Services, Department of	Direct		5 F32 DC018199-03	93.173	Research Related to Deafness and Communication Disorders	67,278	-
Health and Human Services, Department of	Direct		5 R00 DC013828-05	93.173	Research Related to Deafness and Communication Disorders	47,458	-

University of Michigan
Schedule of Expenditures of Federal Awards
For the Year Ended June 30, 2021

Cluster Title/Federal Grantor/Program	Type	Pass-Through Grantor	Award Identifier	Assistance Listing		Federal Expenditures	Passed-Through to Subrecipients
				Number	Assistance Listing Program Title		
Health and Human Services, Department of	Direct		5 R01 DC004084-19	93.173	Research Related to Deafness and Communication Disorders	253,764	-
Health and Human Services, Department of	Direct		5 R01 DC011277-11	93.173	Research Related to Deafness and Communication Disorders	591,470	58,199
Health and Human Services, Department of	Direct		5 R01 DC012760-07	93.173	Research Related to Deafness and Communication Disorders	191,745	59,329
Health and Human Services, Department of	Direct		5 R01 DC014428-05	93.173	Research Related to Deafness and Communication Disorders	165,907	-
Health and Human Services, Department of	Direct		5 R01 DC014456-05	93.173	Research Related to Deafness and Communication Disorders	520,682	-
Health and Human Services, Department of	Direct		5 R01 DC014703-05	93.173	Research Related to Deafness and Communication Disorders	559,096	69,809
Health and Human Services, Department of	Direct		5 R01 DC015809-05	93.173	Research Related to Deafness and Communication Disorders	603,348	19,449
Health and Human Services, Department of	Direct		5 R01 DC018032-02	93.173	Research Related to Deafness and Communication Disorders	356,135	-
Health and Human Services, Department of	Direct		5 R01 DC018167-02	93.173	Research Related to Deafness and Communication Disorders	327,398	-
Health and Human Services, Department of	Direct		5 R01 DC018284-02	93.173	Research Related to Deafness and Communication Disorders	453,170	52,778
Health and Human Services, Department of	Direct		5 R01 DC018404-02	93.173	Research Related to Deafness and Communication Disorders	308,651	3,148
Health and Human Services, Department of	Direct		5 R21 DC016171-02	93.173	Research Related to Deafness and Communication Disorders	(42,382)	-
Health and Human Services, Department of	Direct		5 R21 DC016456-02	93.173	Research Related to Deafness and Communication Disorders	3,344	-
Health and Human Services, Department of	Direct		5 R21 DC016681-03	93.173	Research Related to Deafness and Communication Disorders	110,217	-
Health and Human Services, Department of	Direct		5 R21 DC017916-02	93.173	Research Related to Deafness and Communication Disorders	195,859	-
Health and Human Services, Department of	Direct		5 R33 DC013678-05	93.173	Research Related to Deafness and Communication Disorders	(7,232)	-
Health and Human Services, Department of	Direct		5-R01-DC-017119-04	93.173	Research Related to Deafness and Communication Disorders	312,706	-
Health and Human Services, Department of	Direct		5R01DC018003-02	93.173	Research Related to Deafness and Communication Disorders	593,657	-
Health and Human Services, Department of	Direct		5R01DC018283-02	93.173	Research Related to Deafness and Communication Disorders	417,580	174,954
Health and Human Services, Department of	Direct		5R21DC015861-04	93.173	Research Related to Deafness and Communication Disorders	(1,814)	-
Health and Human Services, Department of	Direct		T32 DC000011	93.173	Research Related to Deafness and Communication Disorders	331,254	-
Health and Human Services, Department of	Direct		T32 DC005356	93.173	Research Related to Deafness and Communication Disorders	224,185	-
Health and Human Services, Department of	Pass-Through Ann and Robert H. Lurie Children's Hospital of Chicago		901537-UMich	93.173	Research Related to Deafness and Communication Disorders	7,418	-
Health and Human Services, Department of	Pass-Through Baylor University		PO 5601176401	93.173	Research Related to Deafness and Communication Disorders	60,240	-
Health and Human Services, Department of	Pass-Through Boston University		450002041	93.173	Research Related to Deafness and Communication Disorders	10,573	-
Health and Human Services, Department of	Pass-Through Indiana University		8797_UM, PO0331944	93.173	Research Related to Deafness and Communication Disorders	39,662	-
Health and Human Services, Department of	Pass-Through Johns Hopkins University		118484	93.173	Research Related to Deafness and Communication Disorders	5,442	-
Health and Human Services, Department of	Pass-Through Massachusetts Eye and Ear		530026	93.173	Research Related to Deafness and Communication Disorders	38,495	-
Health and Human Services, Department of	Pass-Through Prentke Romich Company		5020	93.173	Research Related to Deafness and Communication Disorders	159,816	-
Health and Human Services, Department of	Pass-Through University of Delaware		56242	93.173	Research Related to Deafness and Communication Disorders	4,896	-
Health and Human Services, Department of	Pass-Through University of Pittsburgh		AWD00002105 (134178-2)	93.173	Research Related to Deafness and Communication Disorders	15,451	-
						\$ 7,508,174	\$ 437,666
Health and Human Services, Department of	Direct		1 U01 IP001138-01	93.185	Immunization Research, Demonstration, Public Information and Education Training and Clinical Skills Improvement	\$ 185,012	\$ 11,909
Health and Human Services, Department of	Direct		5 U01 IP001034-03	93.185	Immunization Research, Demonstration, Public Information and Education Training and Clinical Skills Improvement	1,224,826	-
Health and Human Services, Department of	Direct		6 U01 IP00113801-01	93.185	Immunization Research, Demonstration, Public Information and Education Training and Clinical Skills Improvement	168,597	7,971
Health and Human Services, Department of	Direct		6 U01IP001104-03-02	93.185	Immunization Research, Demonstration, Public Information and Education Training and Clinical Skills Improvement	331,863	-
Health and Human Services, Department of	Direct		6U01IP0010340402	93.185	Immunization Research, Demonstration, Public Information and Education Training and Clinical Skills Improvement	960,084	-
						\$ 2,870,382	\$ 19,880
Health and Human Services, Department of	Pass-Through Michigan State University		RC107653-UM	93.197	Childhood Lead Poisoning Prevention Projects, State and Local Childhood Lead Poisoning Prevention and Surveillance of Blood Lead Levels in Children	\$ 19,399	\$ -
Health and Human Services, Department of	Pass-Through Michigan State University		RC107653-UM	93.197	Childhood Lead Poisoning Prevention Projects, State and Local Childhood Lead Poisoning Prevention and Surveillance of Blood Lead Levels in Children	102,897	-
Health and Human Services, Department of	Pass-Through Michigan State University		RC111285UM	93.197	Childhood Lead Poisoning Prevention Projects, State and Local Childhood Lead Poisoning Prevention and Surveillance of Blood Lead Levels in Children	169,127	-
						\$ 291,423	-
Health and Human Services, Department of	Direct		1 F31 AT011282-01	93.213	Research and Training in Complementary and Integrative Health	\$ 21,184	\$ -
Health and Human Services, Department of	Direct		1 F32 AT011278-01A1	93.213	Research and Training in Complementary and Integrative Health	35,419	-
Health and Human Services, Department of	Direct		1 R01 AT010381 01A1	93.213	Research and Training in Complementary and Integrative Health	160,327	-
Health and Human Services, Department of	Direct		1 R25 AT010664-02	93.213	Research and Training in Complementary and Integrative Health	108,039	-
Health and Human Services, Department of	Direct		1R01AT010797-01	93.213	Research and Training in Complementary and Integrative Health	633,188	-
Health and Human Services, Department of	Direct		5 F31 AT010973-02	93.213	Research and Training in Complementary and Integrative Health	42,457	-
Health and Human Services, Department of	Direct		5 R01 AT007550-05S1	93.213	Research and Training in Complementary and Integrative Health	20,977	22,959
Health and Human Services, Department of	Direct		5 R01 AT009003-04	93.213	Research and Training in Complementary and Integrative Health	129,820	-
Health and Human Services, Department of	Direct		5 R01 AT010060-03	93.213	Research and Training in Complementary and Integrative Health	481,166	-
Health and Human Services, Department of	Direct		5 R01 AT010817-02	93.213	Research and Training in Complementary and Integrative Health	339,421	-
Health and Human Services, Department of	Direct		5 R21 AT009253-02	93.213	Research and Training in Complementary and Integrative Health	(1,586)	-
Health and Human Services, Department of	Direct		5 R61 AT009867-02	93.213	Research and Training in Complementary and Integrative Health	468,799	4,847
Health and Human Services, Department of	Direct		5R33AT010106-03	93.213	Research and Training in Complementary and Integrative Health	576,767	-
Health and Human Services, Department of	Pass-Through Baylor University		32270170-01	93.213	Research and Training in Complementary and Integrative Health	68,447	-
Health and Human Services, Department of	Pass-Through Baylor University		32270170-01	93.213	Research and Training in Complementary and Integrative Health	306,048	-
Health and Human Services, Department of	Pass-Through Beth Israel Deaconess Medical Center		01029585	93.213	Research and Training in Complementary and Integrative Health	7,080	-
Health and Human Services, Department of	Pass-Through Beth Israel Deaconess Medical Center		01029585	93.213	Research and Training in Complementary and Integrative Health	(36,131)	-
Health and Human Services, Department of	Pass-Through Duke University		A03-4098	93.213	Research and Training in Complementary and Integrative Health	21,123	-
Health and Human Services, Department of	Pass-Through Duke University		A034196	93.213	Research and Training in Complementary and Integrative Health	65,809	-

University of Michigan
Schedule of Expenditures of Federal Awards
For the Year Ended June 30, 2021

Cluster Title/Federal Grantor/Program	Type	Pass-Through Grantor	Award Identifier	Assistance Listing		Federal Expenditures	Passed-Through to Subrecipients
				Number	Assistance Listing Program Title		
Health and Human Services, Department of	Pass-Through Duke University		A034217	93.213	Research and Training in Complementary and Integrative Health	21,118	-
Health and Human Services, Department of	Pass-Through Transtimulation Research Inc		R44AT011380	93.213	Research and Training in Complementary and Integrative Health	53,413	-
Health and Human Services, Department of	Pass-Through University of California - San Francisco		11062sc	93.213	Research and Training in Complementary and Integrative Health	13,664	-
Health and Human Services, Department of	Pass-Through University of California - San Francisco		11062sc	93.213	Research and Training in Complementary and Integrative Health	29,622	-
Health and Human Services, Department of	Pass-Through Yale University		GR107785 (CON-80002027)	93.213	Research and Training in Complementary and Integrative Health	26,742	-
Health and Human Services, Department of	Pass-Through Yale University		GR110379 (CON-80002481)	93.213	Research and Training in Complementary and Integrative Health	107,105	-
						\$ 3,700,018	\$ 27,806
Health and Human Services, Department of	Direct		1 K08 HS027640-01A1	93.226	Research on Healthcare Costs, Quality and Outcomes	\$ 38,514	\$ -
Health and Human Services, Department of	Direct		1 K08 HS027653-01A1	93.226	Research on Healthcare Costs, Quality and Outcomes	29,759	-
Health and Human Services, Department of	Direct		1 K08HS026530-01A1	93.226	Research on Healthcare Costs, Quality and Outcomes	33,756	-
Health and Human Services, Department of	Direct		1 R01 HS023597-01	93.226	Research on Healthcare Costs, Quality and Outcomes	(2,100)	-
Health and Human Services, Department of	Direct		1 R01 HS028038-01	93.226	Research on Healthcare Costs, Quality and Outcomes	57,587	-
Health and Human Services, Department of	Direct		1 R13 HS028375-01	93.226	Research on Healthcare Costs, Quality and Outcomes	1,035	-
Health and Human Services, Department of	Direct		1 R21 HS026257-02	93.226	Research on Healthcare Costs, Quality and Outcomes	(1,495)	-
Health and Human Services, Department of	Direct		1 R36 HS026836-01A1	93.226	Research on Healthcare Costs, Quality and Outcomes	4,132	-
Health and Human Services, Department of	Direct		1 R36 HS027044-01	93.226	Research on Healthcare Costs, Quality and Outcomes	1,835	-
Health and Human Services, Department of	Direct		5 K08 HS023621-05	93.226	Research on Healthcare Costs, Quality and Outcomes	44,372	-
Health and Human Services, Department of	Direct		5 K08 HS024160-05	93.226	Research on Healthcare Costs, Quality and Outcomes	57,598	-
Health and Human Services, Department of	Direct		5 K08 HS024552-05	93.226	Research on Healthcare Costs, Quality and Outcomes	114,481	-
Health and Human Services, Department of	Direct		5 K08 HS024763-04	93.226	Research on Healthcare Costs, Quality and Outcomes	14,182	-
Health and Human Services, Department of	Direct		5 K08 HS025465-04	93.226	Research on Healthcare Costs, Quality and Outcomes	153,550	-
Health and Human Services, Department of	Direct		5 K08 HS025778-04	93.226	Research on Healthcare Costs, Quality and Outcomes	117,964	-
Health and Human Services, Department of	Direct		5 K08 HS026030-04	93.226	Research on Healthcare Costs, Quality and Outcomes	145,316	-
Health and Human Services, Department of	Direct		5 K08 HS026772-03	93.226	Research on Healthcare Costs, Quality and Outcomes	131,601	-
Health and Human Services, Department of	Direct		5 K08 HS027632-02	93.226	Research on Healthcare Costs, Quality and Outcomes	101,812	-
Health and Human Services, Department of	Direct		5 R01 026908-02	93.226	Research on Healthcare Costs, Quality and Outcomes	333,578	2,917
Health and Human Services, Department of	Direct		5 R01 HS 026912-02	93.226	Research on Healthcare Costs, Quality and Outcomes	343,453	-
Health and Human Services, Department of	Direct		5 R01 HS018334-10	93.226	Research on Healthcare Costs, Quality and Outcomes	90,277	-
Health and Human Services, Department of	Direct		5 R01 HS024512-04	93.226	Research on Healthcare Costs, Quality and Outcomes	47,948	-
Health and Human Services, Department of	Direct		5 R01 HS024525-05	93.226	Research on Healthcare Costs, Quality and Outcomes	273,156	-
Health and Human Services, Department of	Direct		5 R01 HS024728-05	93.226	Research on Healthcare Costs, Quality and Outcomes	302,992	-
Health and Human Services, Department of	Direct		5 R01 HS024914-03	93.226	Research on Healthcare Costs, Quality and Outcomes	37,494	-
Health and Human Services, Department of	Direct		5 R01 HS024953-06	93.226	Research on Healthcare Costs, Quality and Outcomes	356,312	168,138
Health and Human Services, Department of	Direct		5 R01 HS025365-04	93.226	Research on Healthcare Costs, Quality and Outcomes	492,803	-
Health and Human Services, Department of	Direct		5 R01 HS025451-05	93.226	Research on Healthcare Costs, Quality and Outcomes	449,368	-
Health and Human Services, Department of	Direct		5 R01 HS025707-05	93.226	Research on Healthcare Costs, Quality and Outcomes	345,756	-
Health and Human Services, Department of	Direct		5 R01 HS026003-04	93.226	Research on Healthcare Costs, Quality and Outcomes	420,272	10,664
Health and Human Services, Department of	Direct		5 R01 HS026244-04	93.226	Research on Healthcare Costs, Quality and Outcomes	653,967	-
Health and Human Services, Department of	Direct		5 R01 HS027183-03	93.226	Research on Healthcare Costs, Quality and Outcomes	439,289	-
Health and Human Services, Department of	Direct		5 R01 HS027431-02	93.226	Research on Healthcare Costs, Quality and Outcomes	503,430	-
Health and Human Services, Department of	Direct		5 R01HS024709-06	93.226	Research on Healthcare Costs, Quality and Outcomes	199,526	143,296
Health and Human Services, Department of	Direct		5 R01HS026725-03	93.226	Research on Healthcare Costs, Quality and Outcomes	646,168	480,589
Health and Human Services, Department of	Direct		5 R03 HS025838-02	93.226	Research on Healthcare Costs, Quality and Outcomes	5,325	-
Health and Human Services, Department of	Direct		5 R1 8HS025891-04	93.226	Research on Healthcare Costs, Quality and Outcomes	465,209	-
Health and Human Services, Department of	Direct		5 R18 HS022258-05	93.226	Research on Healthcare Costs, Quality and Outcomes	27,953	-
Health and Human Services, Department of	Direct		5 R18 HS026622-04	93.226	Research on Healthcare Costs, Quality and Outcomes	714,410	237,280
Health and Human Services, Department of	Direct		5 R18 HS026874-02	93.226	Research on Healthcare Costs, Quality and Outcomes	412,525	-
Health and Human Services, Department of	Direct		5 R18 HS027902-02	93.226	Research on Healthcare Costs, Quality and Outcomes	402,888	333,952
Health and Human Services, Department of	Direct		5 R21HS026322-02	93.226	Research on Healthcare Costs, Quality and Outcomes	168,963	-
Health and Human Services, Department of	Direct		5 U18 HS025292-04	93.226	Research on Healthcare Costs, Quality and Outcomes	202,246	-
Health and Human Services, Department of	Direct		T32 HS000053	93.226	Research on Healthcare Costs, Quality and Outcomes	639,395	-
Health and Human Services, Department of	Pass-Through Albert Einstein College of Medicine		311812	93.226	Research on Healthcare Costs, Quality and Outcomes	6,663	-
Health and Human Services, Department of	Pass-Through Cleveland Clinic Foundation (CCF)		Subaward No 1469-SUB	93.226	Research on Healthcare Costs, Quality and Outcomes	22,038	-
Health and Human Services, Department of	Pass-Through Duke University		203-7974	93.226	Research on Healthcare Costs, Quality and Outcomes	(908)	-
Health and Human Services, Department of	Pass-Through Duke University		A032560	93.226	Research on Healthcare Costs, Quality and Outcomes	29,563	-
Health and Human Services, Department of	Pass-Through Northwestern University		60047941 UM	93.226	Research on Healthcare Costs, Quality and Outcomes	3,333	-
Health and Human Services, Department of	Pass-Through Northwestern University		60047941 UM	93.226	Research on Healthcare Costs, Quality and Outcomes	35,093	-
Health and Human Services, Department of	Pass-Through University of California - San Francisco		10588sc	93.226	Research on Healthcare Costs, Quality and Outcomes	34,911	-
Health and Human Services, Department of	Pass-Through University of Chicago		AWD100573 (SUB00000223)	93.226	Research on Healthcare Costs, Quality and Outcomes	20,669	-
Health and Human Services, Department of	Pass-Through University of Iowa		S01577-01	93.226	Research on Healthcare Costs, Quality and Outcomes	2,299	-
Health and Human Services, Department of	Pass-Through University of Southern California		121781238	93.226	Research on Healthcare Costs, Quality and Outcomes	64,656	-
Health and Human Services, Department of	Pass-Through University of Utah		10051038	93.226	Research on Healthcare Costs, Quality and Outcomes	62,023	-
Health and Human Services, Department of	Pass-Through University of Utah		10051038-02/PO U000210781	93.226	Research on Healthcare Costs, Quality and Outcomes	(3)	-
Health and Human Services, Department of	Pass-Through Washington University School of Medicine in St. Louis		WU-21-236/PO 2941030K	93.226	Research on Healthcare Costs, Quality and Outcomes	44,224	-
						\$ 10,343,163	\$ 1,376,836
Health and Human Services, Department of	Direct		5 K01 HL144914-03	93.233	National Center on Sleep Disorders Research	\$ 99,117	\$ -
Health and Human Services, Department of	Direct		5 K01 HL151673-02	93.233	National Center on Sleep Disorders Research	88,210	-
Health and Human Services, Department of	Direct		5 K08 HL147377-03	93.233	National Center on Sleep Disorders Research	171,075	-
Health and Human Services, Department of	Direct		5 R01 HL123379-04	93.233	National Center on Sleep Disorders Research	(2,181)	-
Health and Human Services, Department of	Direct		5 R01 HL126700-04	93.233	National Center on Sleep Disorders Research	257,943	20,000
Health and Human Services, Department of	Direct		5 R01 HL152741-02	93.233	National Center on Sleep Disorders Research	105,812	-
Health and Human Services, Department of	Pass-Through The Children's Hospital of Philadelphia		3210920619-51/PO#20022076-RSUB	93.233	National Center on Sleep Disorders Research	31,372	-

University of Michigan
 Schedule of Expenditures of Federal Awards
 For the Year Ended June 30, 2021

Cluster Title/Federal Grantor/Program	Type	Pass-Through Grantor	Award Identifier	Assistance Listing		Federal Expenditures	Passed-Through to Subrecipients
				Number	Assistance Listing Program Title		
Health and Human Services, Department of	Pass-Through	The Children's Hospital of Philadelphia	3210920620	93.233	National Center on Sleep Disorders Research	12,719	-
Health and Human Services, Department of	Pass-Through	University of Pennsylvania	576850	93.233	National Center on Sleep Disorders Research	(232)	-
Health and Human Services, Department of	Pass-Through	University of Pennsylvania	576850	93.233	National Center on Sleep Disorders Research	(4,574)	-
Health and Human Services, Department of	Pass-Through	University of Pennsylvania	580871	93.233	National Center on Sleep Disorders Research	62,267	-
Health and Human Services, Department of	Pass-Through	University of Pennsylvania	580871	93.233	National Center on Sleep Disorders Research	86,938	-
Health and Human Services, Department of	Pass-Through	University of Pennsylvania	580871	93.233	National Center on Sleep Disorders Research	31,295	-
Health and Human Services, Department of	Pass-Through	University of Utah	10051783-01/POU000181390	93.233	National Center on Sleep Disorders Research	18,343	-
						\$ 958,104	\$ 20,000
Health and Human Services, Department of	Direct		1 F31 MH125613-01	93.242	Mental Health Research Grants	\$ 15,883	\$ -
Health and Human Services, Department of	Direct		1 F32 MH124268-01A1	93.242	Mental Health Research Grants	22,003	-
Health and Human Services, Department of	Direct		1 R01 MH121531-01A1	93.242	Mental Health Research Grants	112,082	-
Health and Human Services, Department of	Direct		1 R01 MH123388 01A1	93.242	Mental Health Research Grants	185,092	-
Health and Human Services, Department of	Direct		1 R01 MH126960 01	93.242	Mental Health Research Grants	10,195	-
Health and Human Services, Department of	Direct		1 R21 MH121974-01	93.242	Mental Health Research Grants	128,180	26,800
Health and Human Services, Department of	Direct		1 R33MH121641-01A1	93.242	Mental Health Research Grants	92,140	5,246
Health and Human Services, Department of	Direct		1 R34 MH123609-01	93.242	Mental Health Research Grants	111,558	-
Health and Human Services, Department of	Direct		1 R61 MH125757-01	93.242	Mental Health Research Grants	178,634	-
Health and Human Services, Department of	Direct		1 RF MH114244-01	93.242	Mental Health Research Grants	512,602	-
Health and Human Services, Department of	Direct		1 RF1 MH 123199-01	93.242	Mental Health Research Grants	121,921	-
Health and Human Services, Department of	Direct		1 RF1 MH122833-01	93.242	Mental Health Research Grants	38,224	-
Health and Human Services, Department of	Direct		1 RF1MH123402-01	93.242	Mental Health Research Grants	271,389	19,675
Health and Human Services, Department of	Direct		1 RF1MH124611-01	93.242	Mental Health Research Grants	162,681	640
Health and Human Services, Department of	Direct		1R01MH126137-01	93.242	Mental Health Research Grants	77,715	-
Health and Human Services, Department of	Direct		1R21MH120465-01A1	93.242	Mental Health Research Grants	121,890	7,586
Health and Human Services, Department of	Direct		1R25MH126703-01	93.242	Mental Health Research Grants	3,824	-
Health and Human Services, Department of	Direct		1R34MH124767-01	93.242	Mental Health Research Grants	48,154	-
Health and Human Services, Department of	Direct		1RF1MH120005-01	93.242	Mental Health Research Grants	733,502	76,096
Health and Human Services, Department of	Direct		3 K23 MH109762-04S1	93.242	Mental Health Research Grants	161,400	-
Health and Human Services, Department of	Direct		3 R01 MH102242-05S1	93.242	Mental Health Research Grants	(2,015)	-
Health and Human Services, Department of	Direct		5 F31 MH117887-03	93.242	Mental Health Research Grants	44,378	-
Health and Human Services, Department of	Direct		5 F31 MH123132-02	93.242	Mental Health Research Grants	51,353	-
Health and Human Services, Department of	Direct		5 K01 MH110605-04	93.242	Mental Health Research Grants	126,597	-
Health and Human Services, Department of	Direct		5 K08 MH116267-04	93.242	Mental Health Research Grants	200,027	-
Health and Human Services, Department of	Direct		5 K23 MH108823-05	93.242	Mental Health Research Grants	148,726	-
Health and Human Services, Department of	Direct		5 K23 MH112852-04	93.242	Mental Health Research Grants	151,939	-
Health and Human Services, Department of	Direct		5 K23 MH113776-04	93.242	Mental Health Research Grants	183,006	-
Health and Human Services, Department of	Direct		5 R01 MH063649-15	93.242	Mental Health Research Grants	(89,404)	-
Health and Human Services, Department of	Direct		5 R01 MH063649-17	93.242	Mental Health Research Grants	474,096	-
Health and Human Services, Department of	Direct		5 R01 MH085321-10	93.242	Mental Health Research Grants	12,811	-
Health and Human Services, Department of	Direct		5 R01 MH101459-09	93.242	Mental Health Research Grants	861,473	-
Health and Human Services, Department of	Direct		5 R01 MH102263-05	93.242	Mental Health Research Grants	65,909	-
Health and Human Services, Department of	Direct		5 R01 MH103244-05	93.242	Mental Health Research Grants	60,438	7,346
Health and Human Services, Department of	Direct		5 R01 MH103761-05	93.242	Mental Health Research Grants	97,068	-
Health and Human Services, Department of	Direct		5 R01 MH107419-05	93.242	Mental Health Research Grants	468,872	22,468
Health and Human Services, Department of	Direct		5 R01 MH107741-05	93.242	Mental Health Research Grants	371,935	-
Health and Human Services, Department of	Direct		5 R01 MH110524-04	93.242	Mental Health Research Grants	313,946	145,151
Health and Human Services, Department of	Direct		5 R01 MH110872-04	93.242	Mental Health Research Grants	1,056,196	573,035
Health and Human Services, Department of	Direct		5 R01 MH110932-04	93.242	Mental Health Research Grants	59,128	4,519
Health and Human Services, Department of	Direct		5 R01 MH112458-05	93.242	Mental Health Research Grants	633,079	195,180
Health and Human Services, Department of	Direct		5 R01 MH112669-05	93.242	Mental Health Research Grants	457,095	-
Health and Human Services, Department of	Direct		5 R01 MH113574-03	93.242	Mental Health Research Grants	558,458	474,203
Health and Human Services, Department of	Direct		5 R01 MH113582-03	93.242	Mental Health Research Grants	294,209	80,732
Health and Human Services, Department of	Direct		5 R01 MH114203-05	93.242	Mental Health Research Grants	791,540	-
Health and Human Services, Department of	Direct		5 R01 MH114958-04	93.242	Mental Health Research Grants	376,986	-
Health and Human Services, Department of	Direct		5 R01 MH115111-04	93.242	Mental Health Research Grants	596,349	-
Health and Human Services, Department of	Direct		5 R01 MH115765-04	93.242	Mental Health Research Grants	511,878	462,565
Health and Human Services, Department of	Direct		5 R01 MH120124-03	93.242	Mental Health Research Grants	806,912	55,974
Health and Human Services, Department of	Direct		5 R01 MH122491-02	93.242	Mental Health Research Grants	333,438	19,665
Health and Human Services, Department of	Direct		5 R01 MH123392-02	93.242	Mental Health Research Grants	307,039	82,103
Health and Human Services, Department of	Direct		5 R01MH119346-03	93.242	Mental Health Research Grants	456,149	-
Health and Human Services, Department of	Direct		5 R01-MH121079-03	93.242	Mental Health Research Grants	984,433	13,578
Health and Human Services, Department of	Direct		5 R21 MH108989-02	93.242	Mental Health Research Grants	16,830	-
Health and Human Services, Department of	Direct		5 R21 MH114835-02	93.242	Mental Health Research Grants	6,106	-
Health and Human Services, Department of	Direct		5 R21 MH120633-02	93.242	Mental Health Research Grants	131,931	-
Health and Human Services, Department of	Direct		5 R21 MH120824-02	93.242	Mental Health Research Grants	202,962	53,718
Health and Human Services, Department of	Direct		5 R21 MH123218-02	93.242	Mental Health Research Grants	114,892	11,700
Health and Human Services, Department of	Direct		5 R21MH117788-02	93.242	Mental Health Research Grants	202,326	-
Health and Human Services, Department of	Direct		5 R25 MH071279-15	93.242	Mental Health Research Grants	3,115	-
Health and Human Services, Department of	Direct		5 R34 MH111531-03	93.242	Mental Health Research Grants	97,261	8,813
Health and Human Services, Department of	Direct		5 U01 MH104311-03	93.242	Mental Health Research Grants	31,443	30,618
Health and Human Services, Department of	Direct		5 U01 MH105653-04	93.242	Mental Health Research Grants	160,422	7,342
Health and Human Services, Department of	Direct		5 U01 MH106892-05	93.242	Mental Health Research Grants	121,130	-

University of Michigan
Schedule of Expenditures of Federal Awards
For the Year Ended June 30, 2021

Cluster Title/Federal Grantor/Program	Type	Pass-Through Grantor	Award Identifier	Assistance Listing		Federal Expenditures	Passed-Through to Subrecipients
				Number	Assistance Listing Program Title		
Health and Human Services, Department of	Direct		5R01MH118634-03	93.242	Mental Health Research Grants	449,608	-
Health and Human Services, Department of	Direct		5R61MH117157-02	93.242	Mental Health Research Grants	622,257	131,361
Health and Human Services, Department of	Direct		7R01MH109170-04	93.242	Mental Health Research Grants	(1,748)	-
Health and Human Services, Department of	Pass-Through Care New England Health System		9272-8179	93.242	Mental Health Research Grants	144,413	-
Health and Human Services, Department of	Pass-Through Dartmouth College		R751	93.242	Mental Health Research Grants	(74,349)	-
Health and Human Services, Department of	Pass-Through Dartmouth-Hitchcock Medical Center (DHMC)		GC10037-00-01	93.242	Mental Health Research Grants	73,601	-
Health and Human Services, Department of	Pass-Through Dartmouth-Hitchcock Medical Center (DHMC)		GC10037-00-01	93.242	Mental Health Research Grants	124,848	-
Health and Human Services, Department of	Pass-Through Emory University		A317782	93.242	Mental Health Research Grants	32,559	-
Health and Human Services, Department of	Pass-Through Emory University		A403726	93.242	Mental Health Research Grants	90,585	-
Health and Human Services, Department of	Pass-Through Florida International University		000448	93.242	Mental Health Research Grants	10,728	-
Health and Human Services, Department of	Pass-Through Hektoen Institute for Medical Research, The		50082-R01-UMICH02	93.242	Mental Health Research Grants	22,955	-
Health and Human Services, Department of	Pass-Through Hektoen Institute for Medical Research, The		50082-R01-UMICH02	93.242	Mental Health Research Grants	21,207	-
Health and Human Services, Department of	Pass-Through Hektoen Institute for Medical Research, The		50504-324-UMICH	93.242	Mental Health Research Grants	(674)	-
Health and Human Services, Department of	Pass-Through Henry Ford Health System		B11208	93.242	Mental Health Research Grants	11,988	-
Health and Human Services, Department of	Pass-Through Indiana University-Purdue University Indianapolis (IUPUI)		8819-UM	93.242	Mental Health Research Grants	54,573	-
Health and Human Services, Department of	Pass-Through Johns Hopkins University		200413264	93.242	Mental Health Research Grants	17,698	-
Health and Human Services, Department of	Pass-Through Johns Hopkins University		2004696001	93.242	Mental Health Research Grants	35,218	-
Health and Human Services, Department of	Pass-Through Michigan State University		RC107692UM	93.242	Mental Health Research Grants	6,262	-
Health and Human Services, Department of	Pass-Through Michigan State University		RC109167UM	93.242	Mental Health Research Grants	(23,751)	-
Health and Human Services, Department of	Pass-Through Michigan State University		RC109167UM	93.242	Mental Health Research Grants	34,473	-
Health and Human Services, Department of	Pass-Through Michigan State University		RC109167UM	93.242	Mental Health Research Grants	243,627	-
Health and Human Services, Department of	Pass-Through Michigan State University		RC111688A	93.242	Mental Health Research Grants	1,544	-
Health and Human Services, Department of	Pass-Through Michigan State University		RC112111A	93.242	Mental Health Research Grants	1,005	-
Health and Human Services, Department of	Pass-Through Public Health Foundation Enterprises, Inc. (dba Heluna Health)		R34MH121139	93.242	Mental Health Research Grants	3,039	-
Health and Human Services, Department of	Pass-Through Public Health Foundation Enterprises, Inc. (dba Heluna Health)		R34MH121139	93.242	Mental Health Research Grants	12,069	-
Health and Human Services, Department of	Pass-Through San Francisco State University		PO #516-0020	93.242	Mental Health Research Grants	57,007	-
Health and Human Services, Department of	Pass-Through Simmersion L.L.C.		5065-UM	93.242	Mental Health Research Grants	96,285	-
Health and Human Services, Department of	Pass-Through Simmersion L.L.C.		5076-UM	93.242	Mental Health Research Grants	49,002	-
Health and Human Services, Department of	Pass-Through Stanford University		62326779-132392	93.242	Mental Health Research Grants	191,782	-
Health and Human Services, Department of	Pass-Through Stony Brook University		1125719-2-71758	93.242	Mental Health Research Grants	(897)	-
Health and Human Services, Department of	Pass-Through The University of Western Australia		Subaward of R01MH118218	93.242	Mental Health Research Grants	98,470	-
Health and Human Services, Department of	Pass-Through University of Alabama at Birmingham (UAB)		000518108-SC002	93.242	Mental Health Research Grants	99,260	-
Health and Human Services, Department of	Pass-Through University of Alaska Fairbanks		UAF 20-0116	93.242	Mental Health Research Grants	1,302	-
Health and Human Services, Department of	Pass-Through University of Alaska Fairbanks		UAF20-0116	93.242	Mental Health Research Grants	113,126	30,784
Health and Human Services, Department of	Pass-Through University of California - Los Angeles		1940 G YA138	93.242	Mental Health Research Grants	91,124	-
Health and Human Services, Department of	Pass-Through University of Iowa		S00482-02	93.242	Mental Health Research Grants	212,099	80,733
Health and Human Services, Department of	Pass-Through University of Maryland, College Park		81426-Z0279201	93.242	Mental Health Research Grants	55,902	-
Health and Human Services, Department of	Pass-Through University of Nevada, Reno		UNR-21-21	93.242	Mental Health Research Grants	5,894	-
Health and Human Services, Department of	Pass-Through University of Pennsylvania		576948	93.242	Mental Health Research Grants	3,710	-
Health and Human Services, Department of	Pass-Through University of Pennsylvania		579565	93.242	Mental Health Research Grants	626,072	-
Health and Human Services, Department of	Pass-Through University of Tennessee - Health Science Center		21-1853-MICH	93.242	Mental Health Research Grants	12,188	-
Health and Human Services, Department of	Pass-Through University of Washington		UWSC11023/BP 037783	93.242	Mental Health Research Grants	75,134	-
Health and Human Services, Department of	Pass-Through University of Wisconsin		796K633	93.242	Mental Health Research Grants	15,507	-
Health and Human Services, Department of	Pass-Through Vanderbilt University		VUMC62534	93.242	Mental Health Research Grants	36,828	-
						\$ 19,715,061	\$ 2,627,631
Health and Human Services, Department of	Direct		5 H79TI081658-03	93.243	Substance Abuse and Mental Health Services Projects of Regional and National Significance	\$ 186,776	\$ -
Health and Human Services, Department of	Direct		5 U79 SM062492-03	93.243	Substance Abuse and Mental Health Services Projects of Regional and National Significance	3,064	-
Health and Human Services, Department of	Pass-Through American Indian Health and Family Services of SE Michigan, Inc (AIHFS)		Research Agreement	93.243	Substance Abuse and Mental Health Services Projects of Regional and National Significance	72,845	-
Health and Human Services, Department of	Pass-Through American Psychiatric Association		Project Title: CSS-SMI SAMHSA	93.243	Substance Abuse and Mental Health Services Projects of Regional and National Significance	506	-
Health and Human Services, Department of	Pass-Through American Psychiatric Association		Project Title: CSS-SMI SAMHSA	93.243	Substance Abuse and Mental Health Services Projects of Regional and National Significance	24,597	-
Health and Human Services, Department of	Pass-Through Baylor College of Medicine		5U79SM063570-03	93.243	Substance Abuse and Mental Health Services Projects of Regional and National Significance	(838)	-
Health and Human Services, Department of	Pass-Through Baylor College of Medicine		5U79SM063570-04	93.243	Substance Abuse and Mental Health Services Projects of Regional and National Significance	3,136	-
Health and Human Services, Department of	Pass-Through Baylor College of Medicine		PO 7000001150	93.243	Substance Abuse and Mental Health Services Projects of Regional and National Significance	3,407	-
Health and Human Services, Department of	Pass-Through Behavioral Connections of Wood County Inc		Research Agreement	93.243	Substance Abuse and Mental Health Services Projects of Regional and National Significance	(3,833)	-
Health and Human Services, Department of	Pass-Through Detroit Health Department		6002283 PO 3034962	93.243	Substance Abuse and Mental Health Services Projects of Regional and National Significance	115,525	-
Health and Human Services, Department of	Pass-Through George Washington University		19-M103	93.243	Substance Abuse and Mental Health Services Projects of Regional and National Significance	37,008	-
Health and Human Services, Department of	Pass-Through George Washington University		19-M103	93.243	Substance Abuse and Mental Health Services Projects of Regional and National Significance	60,521	-
Health and Human Services, Department of	Pass-Through Michigan, State of, Health and Human Services, Department of		E20203279-Project BY	93.243	Substance Abuse and Mental Health Services Projects of Regional and National Significance	58,458	-

University of Michigan
Schedule of Expenditures of Federal Awards
For the Year Ended June 30, 2021

Cluster Title/Federal Grantor/Program	Type	Pass-Through Grantor	Award Identifier	Assistance Listing		Federal Expenditures	Passed-Through to Subrecipients
				Number	Assistance Listing Program Title		
Health and Human Services, Department of	Pass-Through Michigan, State of, Health and Human Services, Department of		E20213517-003 BJ	93.243	Substance Abuse and Mental Health Services Projects of Regional and National Significance	185,383	-
Health and Human Services, Department of	Pass-Through Teen HYPE		SP021781	93.243	Substance Abuse and Mental Health Services Projects of Regional and National Significance	38,865	-
						\$ 785,420	\$ -
Health and Human Services, Department of	Direct		4 D09 HP28677-03-04	93.247	Advanced Nursing Education Workforce Grant Program	3,695	-
Health and Human Services, Department of	Direct		4 T94 HP30911-02-04	93.247	Advanced Nursing Education Workforce Grant Program	269,955	-
Health and Human Services, Department of	Direct		5 T14HP33200-03-00	93.247	Advanced Nursing Education Workforce Grant Program	375,445	-
						\$ 649,095	\$ -
Health and Human Services, Department of	Direct		5 R01 OH011082-04-00	93.262	Occupational Safety and Health Program	274,381	-
Health and Human Services, Department of	Direct		5 T42 OH008455-17-00	93.262	Occupational Safety and Health Program	1,689,873	72,226
Health and Human Services, Department of	Direct		T42 OH008455	93.262	Occupational Safety and Health Program	(40,262)	-
						\$ 1,923,992	\$ 72,226
					Health Systems Strengthening and HIV/AIDS Prevention, Care and Treatment under the President's Emergency Plan for AIDS Relief	\$ 308,199	\$ -
Health and Human Services, Department of	Direct		5 R01 HS024698-05	93.266	Alcohol Research Programs	86,007	-
Health and Human Services, Department of	Direct		1 R01 AA028761-01	93.273	Alcohol Research Programs	6,081	-
Health and Human Services, Department of	Direct		1 R03 AA025449-02	93.273	Alcohol Research Programs	122,442	-
Health and Human Services, Department of	Direct		5 K01 AA024804-05	93.273	Alcohol Research Programs	139,216	-
Health and Human Services, Department of	Direct		5 K23 AA023869-06	93.273	Alcohol Research Programs	181,165	-
Health and Human Services, Department of	Direct		5 K23 AA026333-04	93.273	Alcohol Research Programs	36,983	-
Health and Human Services, Department of	Direct		5 R01 AA023122-05	93.273	Alcohol Research Programs	272,356	-
Health and Human Services, Department of	Direct		5 R01 AA023504-08	93.273	Alcohol Research Programs	400,906	-
Health and Human Services, Department of	Direct		5 R01 AA024175-05	93.273	Alcohol Research Programs	641,614	65,291
Health and Human Services, Department of	Direct		5 R01 AA024433-05	93.273	Alcohol Research Programs	491,305	-
Health and Human Services, Department of	Direct		5 R01 AA024755-05	93.273	Alcohol Research Programs	197,292	21,150
Health and Human Services, Department of	Direct		5 R01 AA025684-03	93.273	Alcohol Research Programs	525,190	-
Health and Human Services, Department of	Direct		5 R01 AA025790-04	93.273	Alcohol Research Programs	335,700	-
Health and Human Services, Department of	Direct		5 R01 AA026687 03	93.273	Alcohol Research Programs	628,333	21,496
Health and Human Services, Department of	Direct		5 R01 AA027513-03	93.273	Alcohol Research Programs	52,110	-
Health and Human Services, Department of	Direct		5 R03 AA027751-02	93.273	Alcohol Research Programs	147,774	-
Health and Human Services, Department of	Direct		5 R21 AA027875-02	93.273	Alcohol Research Programs	267,345	-
Health and Human Services, Department of	Direct		5 R21AA025945-02	93.273	Alcohol Research Programs	159,473	-
Health and Human Services, Department of	Direct		521AA028315-02	93.273	Alcohol Research Programs	158,302	-
Health and Human Services, Department of	Direct		5K01AA027558-03	93.273	Alcohol Research Programs	(1,009)	-
Health and Human Services, Department of	Direct		5K23AA022641-05	93.273	Alcohol Research Programs	136,184	-
Health and Human Services, Department of	Direct		5K23AA028232-02	93.273	Alcohol Research Programs	461,739	-
Health and Human Services, Department of	Direct		5R01AA028158-03	93.273	Alcohol Research Programs	125,381	-
Health and Human Services, Department of	Direct		5R34AA027272-03	93.273	Alcohol Research Programs	74,436	14,418
Health and Human Services, Department of	Direct		7 R01 AA026574-04	93.273	Alcohol Research Programs	21,747	-
Health and Human Services, Department of	Direct		T32 AA007477	93.273	Alcohol Research Programs	155,122	-
Health and Human Services, Department of	Direct		T32 AA007477	93.273	Alcohol Research Programs	860	-
Health and Human Services, Department of	Pass-Through Arborsense, Inc.		R44AA026119	93.273	Alcohol Research Programs	14,922	-
Health and Human Services, Department of	Pass-Through Arborsense, Inc.		Research Agreement	93.273	Alcohol Research Programs	17,082	-
Health and Human Services, Department of	Pass-Through Brown University		00001217	93.273	Alcohol Research Programs	40,584	-
Health and Human Services, Department of	Pass-Through Columbia University		1(GG014239)	93.273	Alcohol Research Programs	18,502	-
Health and Human Services, Department of	Pass-Through Michigan State University		RC112828B	93.273	Alcohol Research Programs	16,835	-
Health and Human Services, Department of	Pass-Through University of California - San Francisco		11086sc	93.273	Alcohol Research Programs	9,094	-
Health and Human Services, Department of	Pass-Through University of California - San Francisco		11585sc	93.273	Alcohol Research Programs	72,618	-
Health and Human Services, Department of	Pass-Through University of Illinois at Chicago		17243	93.273	Alcohol Research Programs	33,389	-
Health and Human Services, Department of	Pass-Through University of Minnesota		A007345702	93.273	Alcohol Research Programs	30,442	-
Health and Human Services, Department of	Pass-Through University of Minnesota		A007398901	93.273	Alcohol Research Programs	18,730	-
Health and Human Services, Department of	Pass-Through University of Washington		BP015637	93.273	Alcohol Research Programs	4,604	-
Health and Human Services, Department of	Pass-Through University of Washington		UWSC12518	93.273	Alcohol Research Programs	29,870	-
Health and Human Services, Department of	Pass-Through University of Washington		UWSC12519	93.273	Alcohol Research Programs	61,896	-
Health and Human Services, Department of	Pass-Through Yale University		GR106383 (CON-80001834)	93.273	Alcohol Research Programs	\$ 6,192,622	\$ 122,355
Health and Human Services, Department of	Direct		1 R01 DA049795 02	93.279	Drug Abuse and Addiction Research Programs	67,469	-
Health and Human Services, Department of	Direct		1 R03 DA048129-02	93.279	Drug Abuse and Addiction Research Programs	30,384	-
Health and Human Services, Department of	Direct		1 R21 DA052594-01	93.279	Drug Abuse and Addiction Research Programs	285,789	113,752
Health and Human Services, Department of	Direct		1 UG3 NS115108-01A1	93.279	Drug Abuse and Addiction Research Programs	19,286	-
Health and Human Services, Department of	Direct		1K23DA051561-01A1	93.279	Drug Abuse and Addiction Research Programs	165,159	-
Health and Human Services, Department of	Direct		1UG3DA050173-01	93.279	Drug Abuse and Addiction Research Programs	517,952	35,903
Health and Human Services, Department of	Direct		2 R01 DA039901-07	93.279	Drug Abuse and Addiction Research Programs	796,028	-
Health and Human Services, Department of	Direct		3 UH3DA050173-02S1	93.279	Drug Abuse and Addiction Research Programs	31,483	-
Health and Human Services, Department of	Direct		5 F31 DA047738-02	93.279	Drug Abuse and Addiction Research Programs	71,844	-
Health and Human Services, Department of	Direct		5 F32 DA050416-02	93.279	Drug Abuse and Addiction Research Programs	25,746	-
Health and Human Services, Department of	Direct		5 K01 DA036681-05	93.279	Drug Abuse and Addiction Research Programs	105,270	-
Health and Human Services, Department of	Direct		5 K01 DA044270-03	93.279	Drug Abuse and Addiction Research Programs	18,613	-
Health and Human Services, Department of	Direct		5 K01 DA044279-02	93.279	Drug Abuse and Addiction Research Programs	89,454	-
Health and Human Services, Department of	Direct		5 K01 DA049219 02	93.279	Drug Abuse and Addiction Research Programs	168,139	-
Health and Human Services, Department of	Direct		5 K08 DA048110-03	93.279	Drug Abuse and Addiction Research Programs	-	-

University of Michigan
 Schedule of Expenditures of Federal Awards
 For the Year Ended June 30, 2021

Cluster Title/Federal Grantor/Program	Type	Pass-Through Grantor	Award Identifier	Assistance Listing		Federal Expenditures	Passed-Through to Subrecipients
				Number	Assistance Listing Program Title		
Health and Human Services, Department of	Direct		5 K23 DA038718-05	93.279	Drug Abuse and Addiction Research Programs	103,430	-
Health and Human Services, Department of	Direct		5 K23 DA039341-05	93.279	Drug Abuse and Addiction Research Programs	222,877	-
Health and Human Services, Department of	Direct		5 K23 DA047475-03	93.279	Drug Abuse and Addiction Research Programs	171,188	-
Health and Human Services, Department of	Direct		5 R01 DA001411-47	93.279	Drug Abuse and Addiction Research Programs	5,587,460	398,522
Health and Human Services, Department of	Direct		5 R01 DA015188-15	93.279	Drug Abuse and Addiction Research Programs	472,403	-
Health and Human Services, Department of	Direct		5 R01 DA016575-19	93.279	Drug Abuse and Addiction Research Programs	2,568,032	22,601
Health and Human Services, Department of	Direct		5 R01 DA031160-09	93.279	Drug Abuse and Addiction Research Programs	219,026	-
Health and Human Services, Department of	Direct		5 R01 DA035316-05	93.279	Drug Abuse and Addiction Research Programs	47,197	-
Health and Human Services, Department of	Direct		5 R01 DA038261-05	93.279	Drug Abuse and Addiction Research Programs	291,167	-
Health and Human Services, Department of	Direct		5 R01 DA038599-05	93.279	Drug Abuse and Addiction Research Programs	7,972	-
Health and Human Services, Department of	Direct		5 R01 DA039159-05	93.279	Drug Abuse and Addiction Research Programs	538,133	-
Health and Human Services, Department of	Direct		5 R01 DA039901-05	93.279	Drug Abuse and Addiction Research Programs	77,295	3,772
Health and Human Services, Department of	Direct		5 R01 DA039952-05	93.279	Drug Abuse and Addiction Research Programs	146,881	-
Health and Human Services, Department of	Direct		5 R01 DA041032-05	93.279	Drug Abuse and Addiction Research Programs	252,949	22,400
Health and Human Services, Department of	Direct		5 R01 DA042092-02	93.279	Drug Abuse and Addiction Research Programs	231,839	-
Health and Human Services, Department of	Direct		5 R01 DA042779 05	93.279	Drug Abuse and Addiction Research Programs	348,404	-
Health and Human Services, Department of	Direct		5 R01 DA042859-05	93.279	Drug Abuse and Addiction Research Programs	901,917	-
Health and Human Services, Department of	Direct		5 R01 DA043696-03	93.279	Drug Abuse and Addiction Research Programs	270,905	-
Health and Human Services, Department of	Direct		5 R01 DA044157-03	93.279	Drug Abuse and Addiction Research Programs	154,889	-
Health and Human Services, Department of	Direct		5 R01 DA044204-03	93.279	Drug Abuse and Addiction Research Programs	373,357	-
Health and Human Services, Department of	Direct		5 R01 DA044245-03	93.279	Drug Abuse and Addiction Research Programs	438,250	-
Health and Human Services, Department of	Direct		5 R01 DA044960-04	93.279	Drug Abuse and Addiction Research Programs	550,338	46,592
Health and Human Services, Department of	Direct		5 R01 DA045063-04	93.279	Drug Abuse and Addiction Research Programs	433,893	46,714
Health and Human Services, Department of	Direct		5 R01 DA045705-03	93.279	Drug Abuse and Addiction Research Programs	359,124	78,905
Health and Human Services, Department of	Direct		5 R01 DA046403-03	93.279	Drug Abuse and Addiction Research Programs	352,629	-
Health and Human Services, Department of	Direct		5 R01 DA048625 03	93.279	Drug Abuse and Addiction Research Programs	784,256	111,459
Health and Human Services, Department of	Direct		5 R01DA048993 02	93.279	Drug Abuse and Addiction Research Programs	154,644	-
Health and Human Services, Department of	Direct		5 R03 DA041891-02	93.279	Drug Abuse and Addiction Research Programs	4,725	-
Health and Human Services, Department of	Direct		5 R21 DA045146-02	93.279	Drug Abuse and Addiction Research Programs	43,979	-
Health and Human Services, Department of	Direct		5 R21 DA045277-02	93.279	Drug Abuse and Addiction Research Programs	135,489	45,697
Health and Human Services, Department of	Direct		5 R21 DA049729-02	93.279	Drug Abuse and Addiction Research Programs	204,688	-
Health and Human Services, Department of	Direct		5 R21 DA051723 02	93.279	Drug Abuse and Addiction Research Programs	131,254	-
Health and Human Services, Department of	Direct		5 R21DA050518-02	93.279	Drug Abuse and Addiction Research Programs	54,955	-
Health and Human Services, Department of	Direct		5 R34 DA045067-03	93.279	Drug Abuse and Addiction Research Programs	192,822	-
Health and Human Services, Department of	Direct		5 R34 DA045712-03	93.279	Drug Abuse and Addiction Research Programs	232,284	-
Health and Human Services, Department of	Direct		5 R34 DA047466-03	93.279	Drug Abuse and Addiction Research Programs	243,842	-
Health and Human Services, Department of	Direct		5 R37 DA039997-05	93.279	Drug Abuse and Addiction Research Programs	(7,367)	44,875
Health and Human Services, Department of	Direct		5 R37DA039997 07	93.279	Drug Abuse and Addiction Research Programs	796,408	-
Health and Human Services, Department of	Direct		5 U01 DA041106-05	93.279	Drug Abuse and Addiction Research Programs	14,642	51,214
Health and Human Services, Department of	Direct		5 U01 DA041106-07	93.279	Drug Abuse and Addiction Research Programs	1,214,054	-
Health and Human Services, Department of	Direct		5 U01 DA043098-05	93.279	Drug Abuse and Addiction Research Programs	797,353	179,185
Health and Human Services, Department of	Direct		T32 DA007268	93.279	Drug Abuse and Addiction Research Programs	427,720	-
Health and Human Services, Department of	Direct		T32 DA007281	93.279	Drug Abuse and Addiction Research Programs	233,686	-
Health and Human Services, Department of	Direct		v	93.279	Drug Abuse and Addiction Research Programs	166,128	-
Health and Human Services, Department of	Pass-Through	Arbor Medical Innovations, LLC	R43DA046981	93.279	Drug Abuse and Addiction Research Programs	6,430	-
Health and Human Services, Department of	Pass-Through	Arborsense, Inc.	Research Agreement	93.279	Drug Abuse and Addiction Research Programs	47,571	-
Health and Human Services, Department of	Pass-Through	Brown University	00001179	93.279	Drug Abuse and Addiction Research Programs	8,991	-
Health and Human Services, Department of	Pass-Through	Children's Research Institute	30003671-01	93.279	Drug Abuse and Addiction Research Programs	(31,618)	-
Health and Human Services, Department of	Pass-Through	Children's Research Institute	30003671-02	93.279	Drug Abuse and Addiction Research Programs	29,717	-
Health and Human Services, Department of	Pass-Through	Emory University	T852804	93.279	Drug Abuse and Addiction Research Programs	12,210	-
Health and Human Services, Department of	Pass-Through	George Washington University	18-S26	93.279	Drug Abuse and Addiction Research Programs	28,696	-
Health and Human Services, Department of	Pass-Through	George Washington University	18-S26	93.279	Drug Abuse and Addiction Research Programs	5,916	-
Health and Human Services, Department of	Pass-Through	Johns Hopkins University	2004951712	93.279	Drug Abuse and Addiction Research Programs	27,320	-
Health and Human Services, Department of	Pass-Through	Michigan State University	RC104851UM	93.279	Drug Abuse and Addiction Research Programs	1,007	-
Health and Human Services, Department of	Pass-Through	RAND Corporation	SCON-0000283	93.279	Drug Abuse and Addiction Research Programs	13,305	-
Health and Human Services, Department of	Pass-Through	Research Foundation of City University of New York (CUNY)	CM00005078	93.279	Drug Abuse and Addiction Research Programs	75,918	-
Health and Human Services, Department of	Pass-Through	Texas State University, San Marcos	18012-82851-1	93.279	Drug Abuse and Addiction Research Programs	117	-
Health and Human Services, Department of	Pass-Through	Texas State University, San Marcos	18012-82851-1	93.279	Drug Abuse and Addiction Research Programs	54,228	-
Health and Human Services, Department of	Pass-Through	Texas State University, San Marcos	18013-82803-1	93.279	Drug Abuse and Addiction Research Programs	47,164	-
Health and Human Services, Department of	Pass-Through	University of California-San Diego	117223515 (S9002283)	93.279	Drug Abuse and Addiction Research Programs	3,162	-
Health and Human Services, Department of	Pass-Through	University of California-San Diego	117223515 / S9002283	93.279	Drug Abuse and Addiction Research Programs	(3,730)	-
Health and Human Services, Department of	Pass-Through	University of California-San Diego	122782953 (S9002398)	93.279	Drug Abuse and Addiction Research Programs	16,953	-
Health and Human Services, Department of	Pass-Through	University of California-San Diego	704050	93.279	Drug Abuse and Addiction Research Programs	2,553	-
Health and Human Services, Department of	Pass-Through	University of California-San Diego	704052	93.279	Drug Abuse and Addiction Research Programs	24,659	-
Health and Human Services, Department of	Pass-Through	University of California-San Diego	70121619	93.279	Drug Abuse and Addiction Research Programs	2,828	-
Health and Human Services, Department of	Pass-Through	University of Minnesota	P007318202	93.279	Drug Abuse and Addiction Research Programs	29,590	-
Health and Human Services, Department of	Pass-Through	University of Pittsburgh	AWD00000068 (132578-10)	93.279	Drug Abuse and Addiction Research Programs	64,312	-
Health and Human Services, Department of	Pass-Through	University of Wisconsin	855K400	93.279	Drug Abuse and Addiction Research Programs	54,546	-
Health and Human Services, Department of	Pass-Through	Virginia Commonwealth University	FP00000224_SA002	93.279	Drug Abuse and Addiction Research Programs	9,304	-
						\$ 23,991,991	\$ 1,201,591
Health and Human Services, Department of	Direct		5 U01 DP006265-03	93.283	Centers for Disease Control and Prevention Investigations and Technical Assistance	\$ (1,236)	\$ -

University of Michigan
Schedule of Expenditures of Federal Awards
For the Year Ended June 30, 2021

Cluster Title/Federal Grantor/Program	Type	Pass-Through Grantor	Award Identifier	Assistance Listing		Federal Expenditures	Passed-Through to Subrecipients
				Number	Assistance Listing Program Title		
Health and Human Services, Department of	Direct		5 U01DP006489-02-00	93.283	Centers for Disease Control and Prevention Investigations and Technical Assistance	775,048	-
Health and Human Services, Department of	Direct		6 U01 DP006442 02-01	93.283	Centers for Disease Control and Prevention Investigations and Technical Assistance	670,268	-
						\$ 1,444,080	\$ -
Health and Human Services, Department of	Pass-Through Healthcare Inc.		Sub Contract	93.285	National Institutes of Health Pediatric Research Loan Repayment Program	\$ 9,266	\$ -
Health and Human Services, Department of	Direct		1 R01 EB028159-01	93.286	Discovery and Applied Research for Technological Innovations to Improve Human Health	\$ 265,904	\$ 43,213
Health and Human Services, Department of	Direct		1 R21 EB026290-01A1	93.286	Discovery and Applied Research for Technological Innovations to Improve Human Health	102,685	-
Health and Human Services, Department of	Direct		5 F32 EB029289-02	93.286	Discovery and Applied Research for Technological Innovations to Improve Human Health	64,449	-
Health and Human Services, Department of	Direct		5 K01 EB028877-03	93.286	Discovery and Applied Research for Technological Innovations to Improve Human Health	122,770	-
Health and Human Services, Department of	Direct		5 K99 EB028840-02	93.286	Discovery and Applied Research for Technological Innovations to Improve Human Health	84,048	-
Health and Human Services, Department of	Direct		5 R01 EB003320-24	93.286	Discovery and Applied Research for Technological Innovations to Improve Human Health	331,798	-
Health and Human Services, Department of	Direct		5 R01 EB009910-09	93.286	Discovery and Applied Research for Technological Innovations to Improve Human Health	32,683	42,434
Health and Human Services, Department of	Direct		5 R01 EB016079-07	93.286	Discovery and Applied Research for Technological Innovations to Improve Human Health	399,151	-
Health and Human Services, Department of	Direct		5 R01 EB020644-04	93.286	Discovery and Applied Research for Technological Innovations to Improve Human Health	958	-
Health and Human Services, Department of	Direct		5 R01 EB021155-04S1	93.286	Discovery and Applied Research for Technological Innovations to Improve Human Health	291,853	-
Health and Human Services, Department of	Direct		5 R01 EB022028-04	93.286	Discovery and Applied Research for Technological Innovations to Improve Human Health	240,349	-
Health and Human Services, Department of	Direct		5 R01 EB022033-04	93.286	Discovery and Applied Research for Technological Innovations to Improve Human Health	57,029	-
Health and Human Services, Department of	Direct		5 R01 EB022075-034	93.286	Discovery and Applied Research for Technological Innovations to Improve Human Health	(115,975)	-
Health and Human Services, Department of	Direct		5 R01 EB022075-06	93.286	Discovery and Applied Research for Technological Innovations to Improve Human Health	587,948	-
Health and Human Services, Department of	Direct		5 R01 EB022563-04	93.286	Discovery and Applied Research for Technological Innovations to Improve Human Health	(63,959)	-
Health and Human Services, Department of	Direct		5 R01 EB023294-04	93.286	Discovery and Applied Research for Technological Innovations to Improve Human Health	173,161	66,810
Health and Human Services, Department of	Direct		5 R01 EB023618-04	93.286	Discovery and Applied Research for Technological Innovations to Improve Human Health	236,135	-
Health and Human Services, Department of	Direct		5 R01 EB028309-03	93.286	Discovery and Applied Research for Technological Innovations to Improve Human Health	742,502	-
Health and Human Services, Department of	Direct		5 R01 EB028775-02	93.286	Discovery and Applied Research for Technological Innovations to Improve Human Health	301,771	-
Health and Human Services, Department of	Direct		5 R01 EB030031-02	93.286	Discovery and Applied Research for Technological Innovations to Improve Human Health	114,276	-
Health and Human Services, Department of	Direct		5 R03 EB026526-02	93.286	Discovery and Applied Research for Technological Innovations to Improve Human Health	23,183	-
Health and Human Services, Department of	Direct		5 R03 EB027444 02	93.286	Discovery and Applied Research for Technological Innovations to Improve Human Health	10,371	-
Health and Human Services, Department of	Direct		5 R21 EB024410-02	93.286	Discovery and Applied Research for Technological Innovations to Improve Human Health	(2,498)	-
Health and Human Services, Department of	Direct		5 R21 EB027276-02	93.286	Discovery and Applied Research for Technological Innovations to Improve Human Health	79,611	20,098
Health and Human Services, Department of	Direct		5 R21EB030208 02	93.286	Discovery and Applied Research for Technological Innovations to Improve Human Health	173,758	28,838
Health and Human Services, Department of	Direct		5 R25 EB019898-05	93.286	Discovery and Applied Research for Technological Innovations to Improve Human Health	(1,134)	-
Health and Human Services, Department of	Direct		5 U01 EB026977-04	93.286	Discovery and Applied Research for Technological Innovations to Improve Human Health	483,637	-
Health and Human Services, Department of	Direct		5 U01 EB028235-03	93.286	Discovery and Applied Research for Technological Innovations to Improve Human Health	790,056	-
Health and Human Services, Department of	Direct		T32 EB005582	93.286	Discovery and Applied Research for Technological Innovations to Improve Human Health	366,222	-
Health and Human Services, Department of	Pass-Through Michigan State University		RC111834A	93.286	Discovery and Applied Research for Technological Innovations to Improve Human Health	91,267	-
Health and Human Services, Department of	Pass-Through PhotoSonoX LLC		Subcontract Agreement	93.286	Discovery and Applied Research for Technological Innovations to Improve Human Health	15,087	-
Health and Human Services, Department of	Pass-Through The University of Texas MD Anderson Cancer Center		3001588000	93.286	Discovery and Applied Research for Technological Innovations to Improve Human Health	16,050	-

University of Michigan
 Schedule of Expenditures of Federal Awards
 For the Year Ended June 30, 2021

Cluster Title/Federal Grantor/Program	Type	Pass-Through Grantor	Award Identifier	Assistance Listing		Federal Expenditures	Passed-Through to Subrecipients
				Number	Assistance Listing Program Title		
Health and Human Services, Department of	Pass-Through University at Buffalo		R1080444	93.286	Discovery and Applied Research for Technological Innovations to Improve Human Health	1,572	-
Health and Human Services, Department of	Pass-Through University of Mississippi		66107990617	93.286	Discovery and Applied Research for Technological Innovations to Improve Human Health	(2,596)	-
Health and Human Services, Department of	Pass-Through University of Toledo		F-2020-13	93.286	Discovery and Applied Research for Technological Innovations to Improve Human Health	12,390	-
Health and Human Services, Department of	Pass-Through University of Wisconsin		0000000357	93.286	Discovery and Applied Research for Technological Innovations to Improve Human Health	57,672	-
Health and Human Services, Department of	Pass-Through Wayne State University		WSU20008	93.286	Discovery and Applied Research for Technological Innovations to Improve Human Health	53,867	-
Health and Human Services, Department of	Pass-Through Wayne State University		WSU20043	93.286	Discovery and Applied Research for Technological Innovations to Improve Human Health	(8,269)	-
Health and Human Services, Department of	Pass-Through Education Training and Research Associates		1TP2AH000065-01-00	93.297	Teenage Pregnancy Prevention Program	\$ 6,129,782	\$ 201,393
Health and Human Services, Department of	Direct		5 U81 HP29300 07	93.300	National Center for Health Workforce Analysis PPHF 2018: Office of Smoking and Health-National State-Based Tobacco Control Programs-Financed in part by 2018 Prevention and Public Health funds (PPHF)	\$ 29,839	\$ -
Health and Human Services, Department of	Pass-Through Michigan, State of, Health and Human Services, Department of		E20213251-00 BK	93.305	Minority Health and Health Disparities Research	\$ 73,763	\$ -
Health and Human Services, Department of	Direct		1 R01 MD016867 01	93.307	Minority Health and Health Disparities Research	\$ 14,681	\$ -
Health and Human Services, Department of	Direct		5 R01 MD011516-04	93.307	Minority Health and Health Disparities Research	607,953	-
Health and Human Services, Department of	Direct		5 R01 MD011570-06	93.307	Minority Health and Health Disparities Research	533,064	37,220
Health and Human Services, Department of	Direct		5 R01 MD011716-05	93.307	Minority Health and Health Disparities Research	894,729	618,769
Health and Human Services, Department of	Direct		5 R01 MD011721-05	93.307	Minority Health and Health Disparities Research	411,299	332,251
Health and Human Services, Department of	Direct		5 R01 MD013299-04	93.307	Minority Health and Health Disparities Research	489,612	-
Health and Human Services, Department of	Direct		5 R01 MD015024-02	93.307	Minority Health and Health Disparities Research	244,660	-
Health and Human Services, Department of	Direct		5 R03 MD012327-02	93.307	Minority Health and Health Disparities Research	50,021	-
Health and Human Services, Department of	Direct		5 R21 MD012683-02	93.307	Minority Health and Health Disparities Research	126,946	34,887
Health and Human Services, Department of	Direct		5 T37 MD001425-24	93.307	Minority Health and Health Disparities Research	43,433	-
Health and Human Services, Department of	Direct		5 U01 MD010579-05	93.307	Minority Health and Health Disparities Research	252,519	-
Health and Human Services, Department of	Pass-Through MEI Research, Ltd.		STTR Phase II	93.307	Minority Health and Health Disparities Research	160,780	-
Health and Human Services, Department of	Pass-Through Michigan State University		RC106388E	93.307	Minority Health and Health Disparities Research	51,345	-
Health and Human Services, Department of	Pass-Through University of Illinois-Urbana-Champaign		079243-15822	93.307	Minority Health and Health Disparities Research	9,339	-
Health and Human Services, Department of	Pass-Through University of New Mexico		3RDF3	93.307	Minority Health and Health Disparities Research	5,579	-
Health and Human Services, Department of	Pass-Through University of Pennsylvania		578811 PO#4467621	93.307	Minority Health and Health Disparities Research	423,643	-
Health and Human Services, Department of	Pass-Through University of Utah		10044779-06	93.307	Minority Health and Health Disparities Research	8,011	-
						\$ 4,327,614	\$ 1,023,127
Health and Human Services, Department of	Direct		1 DP2 DK113750-01	93.310	Trans-NIH Research Support	\$ 616,387	\$ -
Health and Human Services, Department of	Direct		1 R03 OD030599-01	93.310	Trans-NIH Research Support	144,745	-
Health and Human Services, Department of	Direct		1 R03OD030605 01	93.310	Trans-NIH Research Support	71,788	-
Health and Human Services, Department of	Direct		1 U18 TR003812-01	93.310	Trans-NIH Research Support	71,387	-
Health and Human Services, Department of	Direct		1 U2C ES026553-01	93.310	Trans-NIH Research Support	1,755,630	-
Health and Human Services, Department of	Direct		3 OT2 OD028191-01S3	93.310	Trans-NIH Research Support	673,872	-
Health and Human Services, Department of	Direct		3 OT2 OD030538-01S1	93.310	Trans-NIH Research Support	314,423	118,155
Health and Human Services, Department of	Direct		3 R25 GM111837-04S1	93.310	Trans-NIH Research Support	8,125	-
Health and Human Services, Department of	Direct		3OT2OD024907-01S2	93.310	Trans-NIH Research Support	(3,672)	-
Health and Human Services, Department of	Direct		5 R01 ES026877-04	93.310	Trans-NIH Research Support	16,636	-
Health and Human Services, Department of	Direct		5 R01 HD086676-03S1	93.310	Trans-NIH Research Support	116,072	20,709
Health and Human Services, Department of	Direct		5 U01 CA235487-03	93.310	Trans-NIH Research Support	458,086	160,697
Health and Human Services, Department of	Direct		5 U01 GM125274-04	93.310	Trans-NIH Research Support	552,123	-
Health and Human Services, Department of	Direct		5 U24 DK112342-05	93.310	Trans-NIH Research Support	1,105,580	-
Health and Human Services, Department of	Direct		5 U2CES030164-04	93.310	Trans-NIH Research Support	1,167,897	-
Health and Human Services, Department of	Direct		5 UM1 NS118922 02	93.310	Trans-NIH Research Support	228,639	-
Health and Human Services, Department of	Pass-Through Duke University		A03-2345	93.310	Trans-NIH Research Support	10,142	-
Health and Human Services, Department of	Pass-Through Duke University		A03-3807	93.310	Trans-NIH Research Support	79,157	-
Health and Human Services, Department of	Pass-Through Michigan State University		RC 108889UM	93.310	Trans-NIH Research Support	(187)	-
Health and Human Services, Department of	Pass-Through Michigan State University		RC108889UM	93.310	Trans-NIH Research Support	113,788	-
Health and Human Services, Department of	Pass-Through Michigan State University		RC108889UM	93.310	Trans-NIH Research Support	349,262	-
Health and Human Services, Department of	Pass-Through Michigan State University		RG100983-2	93.310	Trans-NIH Research Support	25,805	-
Health and Human Services, Department of	Pass-Through Michigan State University		RG100983-UofM-GOODRICH	93.310	Trans-NIH Research Support	7,960	-
Health and Human Services, Department of	Pass-Through Northeastern University		500669-78051	93.310	Trans-NIH Research Support	198,835	-
Health and Human Services, Department of	Pass-Through Northeastern University		500717-78050	93.310	Trans-NIH Research Support	533,516	-
Health and Human Services, Department of	Pass-Through Purdue University		11000549-014	93.310	Trans-NIH Research Support	67,587	-
Health and Human Services, Department of	Pass-Through Purdue University		11000549-014	93.310	Trans-NIH Research Support	543,723	-
Health and Human Services, Department of	Pass-Through The President and Fellows of Harvard College aka Harvard University		153056.5113862.0612	93.310	Trans-NIH Research Support	17,295	-
Health and Human Services, Department of	Pass-Through The University of Texas Health Science Center at Houston		0012225A	93.310	Trans-NIH Research Support	8,205	-
Health and Human Services, Department of	Pass-Through University of Ghana		9U54DK116913-10 Amend no #	93.310	Trans-NIH Research Support	27,607	-
Health and Human Services, Department of	Pass-Through University of North Carolina at Chapel Hill		5117856	93.310	Trans-NIH Research Support	38,246	-
Health and Human Services, Department of	Pass-Through University of Pittsburgh		AWD00001053 (134698-5)	93.310	Trans-NIH Research Support	30,070	-
Health and Human Services, Department of	Pass-Through University of Southern California		136753158	93.310	Trans-NIH Research Support	26,989	-
Health and Human Services, Department of	Pass-Through Vanderbilt University Medical Center		VUMC 58159	93.310	Trans-NIH Research Support	16,850	-
Health and Human Services, Department of	Pass-Through Vanderbilt University Medical Center		VUMC 58159	93.310	Trans-NIH Research Support	16,510	-
						\$ 9,409,078	\$ 299,561

University of Michigan
Schedule of Expenditures of Federal Awards
For the Year Ended June 30, 2021

Cluster Title/Federal Grantor/Program	Type	Pass-Through Grantor	Award Identifier	Assistance Listing		Assistance Listing Program Title		Passed-Through	
				Number		Federal Expenditures	to Subrecipients		
Health and Human Services, Department of	Pass-Through Michigan, State of, Health and Human Services, Department of		E20214765-00 CG	93.323		Epidemiology and Laboratory Capacity for Infectious Diseases (ELC)	\$ 85,536	\$ -	
Health and Human Services, Department of	Direct		1 R21 TR003185 01A1	93.350		National Center for Advancing Translational Sciences	\$ 2,621	\$ -	
Health and Human Services, Department of	Direct		5 KL2 TR002241-05	93.350		National Center for Advancing Translational Sciences	1,494,231	-	
Health and Human Services, Department of	Direct		5 U01 TR002013-03	93.350		National Center for Advancing Translational Sciences	12,894	7,387	
Health and Human Services, Department of	Direct		5 U01 TR002488-04	93.350		National Center for Advancing Translational Sciences	868,427	267,848	
Health and Human Services, Department of	Direct		5 U01 TR003409-02	93.350		National Center for Advancing Translational Sciences	309,713	94,530	
Health and Human Services, Department of	Direct		5 UL1 TR002240-05	93.350		National Center for Advancing Translational Sciences	9,953,337	20,782	
Health and Human Services, Department of	Direct		TL1 TR002242	93.350		National Center for Advancing Translational Sciences	322,475	-	
Health and Human Services, Department of	Pass-Through Mayo Clinic		THE-254500/PO #66694845	93.350		National Center for Advancing Translational Sciences	(62,290)	-	
Health and Human Services, Department of	Pass-Through Mayo Clinic		THE-254500-01	93.350		National Center for Advancing Translational Sciences	261,004	-	
Health and Human Services, Department of	Pass-Through University of Pittsburgh		AWD00000243 (132627-31)	93.350		National Center for Advancing Translational Sciences	(3,299)	-	
Health and Human Services, Department of	Pass-Through University of Pittsburgh		AWD00000243 (134445-31)	93.350		National Center for Advancing Translational Sciences	29,868	-	
Health and Human Services, Department of	Pass-Through University of Washington		UWSC12197	93.350		National Center for Advancing Translational Sciences	179,446	-	
Health and Human Services, Department of	Pass-Through Virginia Commonwealth University		FP00010200_SA001	93.350		National Center for Advancing Translational Sciences	64,114	-	
Health and Human Services, Department of	Pass-Through Washington University in St. Louis		UWSC11354	93.350		National Center for Advancing Translational Sciences	76,211	-	
							\$ 13,508,752	\$ 390,547	
Health and Human Services, Department of	Direct		1 S10 OD026825-01A1	93.351		Research Infrastructure Programs	\$ 322,041	\$ -	
Health and Human Services, Department of	Direct		1 S10 OD028456 01A	93.351		Research Infrastructure Programs	450,000	-	
Health and Human Services, Department of	Direct		1S10OD026738-01	93.351		Research Infrastructure Programs	350,000	-	
Health and Human Services, Department of	Direct		5 R21 OD024789-02	93.351		Research Infrastructure Programs	39,305	2,913	
Health and Human Services, Department of	Pass-Through North Carolina State University		2018-0522-01	93.351		Research Infrastructure Programs	70,781	-	
							\$ 1,232,127	\$ 2,913	
Health and Human Services, Department of	Direct		1 U01 CA232827-01A1	93.353		21st Century Cures Act - Beau Biden Cancer Moonshot	\$ 667,718	\$ -	
Health and Human Services, Department of	Direct		3 U01 DE029255 01S1	93.353		21st Century Cures Act - Beau Biden Cancer Moonshot	544,077	59,163	
Health and Human Services, Department of	Direct		4 U01CA224145-02	93.353		21st Century Cures Act - Beau Biden Cancer Moonshot	(101,639)	-	
Health and Human Services, Department of	Direct		5 U01 CA254822-02	93.353		21st Century Cures Act - Beau Biden Cancer Moonshot	418,069	36,127	
Health and Human Services, Department of	Direct		5 U01CA224145-03	93.353		21st Century Cures Act - Beau Biden Cancer Moonshot	77,136	-	
Health and Human Services, Department of	Pass-Through Dana-Farber Cancer Institute		1204003	93.353		21st Century Cures Act - Beau Biden Cancer Moonshot	33,272	-	
Health and Human Services, Department of	Pass-Through Dana-Farber Cancer Institute		124002	93.353		21st Century Cures Act - Beau Biden Cancer Moonshot	10,660	-	
Health and Human Services, Department of	Pass-Through Magee Womens Research Institute		6800	93.353		21st Century Cures Act - Beau Biden Cancer Moonshot	2,691	-	
Health and Human Services, Department of	Pass-Through University of Minnesota		H006354701	93.353		21st Century Cures Act - Beau Biden Cancer Moonshot	42,868	-	
Health and Human Services, Department of	Pass-Through University of Minnesota		H006354701	93.353		21st Century Cures Act - Beau Biden Cancer Moonshot	100,882	-	
							\$ 1,795,734	\$ 95,290	
Health and Human Services, Department of	Pass-Through Michigan, State of, Health and Human Services, Department of		E20203340-00 Project BV	93.354		Public Health Emergency Response: Cooperative Agreement for Emergency Response: Public Health Crisis Response	\$ 554	\$ -	
Health and Human Services, Department of	Direct		4 UF1HP26979-03-07	93.359		Nurse Education, Practice Quality and Retention Grants	\$ 77,200	\$ -	
Health and Human Services, Department of	Direct		5 F31 NR018784-02	93.361		Nursing Research	\$ 37,849	\$ -	
Health and Human Services, Department of	Direct		5 P20 NR015331-05	93.361		Nursing Research	7,036	-	
Health and Human Services, Department of	Direct		5 R01 NR013658-07	93.361		Nursing Research	512,022	66,548	
Health and Human Services, Department of	Direct		5 R01 NR016093-05	93.361		Nursing Research	458,808	-	
Health and Human Services, Department of	Direct		5 R01 NR016123-05	93.361		Nursing Research	553,252	20,237	
Health and Human Services, Department of	Direct		5 R01 NR017096-05	93.361		Nursing Research	502,594	140,444	
Health and Human Services, Department of	Direct		5 R01 NR018830-02	93.361		Nursing Research	284,318	138,413	
Health and Human Services, Department of	Direct		5 R21 NR016332-02	93.361		Nursing Research	687	-	
Health and Human Services, Department of	Direct		5 R21 NR016802-02	93.361		Nursing Research	71,066	-	
Health and Human Services, Department of	Direct		5 R21 NR016930-02	93.361		Nursing Research	103,609	4,610	
Health and Human Services, Department of	Direct		T32 NR016914	93.361		Nursing Research	396,517	-	
Health and Human Services, Department of	Pass-Through Emory University		A377363	93.361		Nursing Research	71,184	-	
Health and Human Services, Department of	Pass-Through Indiana University		IN4679348UM	93.361		Nursing Research	130,918	-	
Health and Human Services, Department of	Pass-Through Michigan State University		RC110324UM	93.361		Nursing Research	188,650	-	
Health and Human Services, Department of	Pass-Through Michigan State University		RC111387C	93.361		Nursing Research	163,471	-	
Health and Human Services, Department of	Pass-Through Wayne State University		WSU19027	93.361		Nursing Research	(1,539)	-	
							\$ 3,480,442	\$ 370,252	
Health and Human Services, Department of	Pass-Through Michigan, State of, Health and Human Services, Department of		E20203484-00 / Project CF	93.376		Title: Multiple Approaches to Support Young Breast Cancer Survivors and Metastatic Breast Cancer Patients	\$ 27,541	\$ -	
Health and Human Services, Department of	Pass-Through Michigan, State of, Health and Human Services, Department of		E20212719-00 BN	93.376		Title: Multiple Approaches to Support Young Breast Cancer Survivors and Metastatic Breast Cancer Patients	22,914	-	
							\$ 50,455	\$ -	
Health and Human Services, Department of	Pass-Through Michigan, State of, Health and Human Services, Department of		E20201936-Project G	93.380		The CDC Public Health Cancer Genomics Program: Translating Research into Public Health Practice	\$ 8,070	\$ -	
Health and Human Services, Department of	Pass-Through Michigan, State of, Health and Human Services, Department of		E20203338-Project D	93.380		The CDC Public Health Cancer Genomics Program: Translating Research into Public Health Practice	22,475	-	
Health and Human Services, Department of	Pass-Through Michigan, State of, Health and Human Services, Department of		E20213805-00 V	93.380		The CDC Public Health Cancer Genomics Program: Translating Research into Public Health Practice	28,608	-	
Health and Human Services, Department of	Pass-Through Michigan, State of, Health and Human Services, Department of		E20214308-00 W	93.380		The CDC Public Health Cancer Genomics Program: Translating Research into Public Health Practice	13,637	-	
							\$ 72,790	\$ -	
Health and Human Services, Department of	Direct		1 R01 CA249096-01-A1	93.393		Cancer Cause and Prevention Research	\$ 30,382	\$ -	
Health and Human Services, Department of	Direct		1 R21 CA251343-01A1	93.393		Cancer Cause and Prevention Research	6,966	-	
Health and Human Services, Department of	Direct		1 R37 CA251464-01A1	93.393		Cancer Cause and Prevention Research	655	-	
Health and Human Services, Department of	Direct		3 R01 CA218116-02S1	93.393		Cancer Cause and Prevention Research	13,206	-	

University of Michigan
 Schedule of Expenditures of Federal Awards
 For the Year Ended June 30, 2021

Cluster Title/Federal Grantor/Program	Type	Pass-Through Grantor	Award Identifier	Assistance Listing		Federal Expenditures	Passed-Through to Subrecipients
				Number	Assistance Listing Program Title		
Health and Human Services, Department of	Direct		4 K00 CA245789-02	93.393	Cancer Cause and Prevention Research	82,550	-
Health and Human Services, Department of	Direct		5 F99 CA245825-02	93.393	Cancer Cause and Prevention Research	40,787	-
Health and Human Services, Department of	Direct		5 R01 CA129102-12	93.393	Cancer Cause and Prevention Research	290,058	83,952
Health and Human Services, Department of	Direct		5 R01 CA174768-05	93.393	Cancer Cause and Prevention Research	(1,788)	-
Health and Human Services, Department of	Direct		5 R01 CA200731-05	93.393	Cancer Cause and Prevention Research	518,922	-
Health and Human Services, Department of	Direct		5 R01 CA201198-04	93.393	Cancer Cause and Prevention Research	193,775	-
Health and Human Services, Department of	Direct		5 R01 CA201356-05	93.393	Cancer Cause and Prevention Research	318,592	18,376
Health and Human Services, Department of	Direct		5 R01 CA201415-05	93.393	Cancer Cause and Prevention Research	364,594	135,936
Health and Human Services, Department of	Direct		5 R01 CA203542-05	93.393	Cancer Cause and Prevention Research	253,389	-
Health and Human Services, Department of	Direct		5 R01 CA206010-05	93.393	Cancer Cause and Prevention Research	250,230	-
Health and Human Services, Department of	Direct		5 R01 CA214829-04	93.393	Cancer Cause and Prevention Research	408,750	-
Health and Human Services, Department of	Direct		5 R01 CA232263-02	93.393	Cancer Cause and Prevention Research	64	-
Health and Human Services, Department of	Direct		5 R01 CA237046-02	93.393	Cancer Cause and Prevention Research	539,286	18,184
Health and Human Services, Department of	Direct		5 R01 CA240991-02	93.393	Cancer Cause and Prevention Research	459,545	-
Health and Human Services, Department of	Direct		5 R01 CA242559-02	93.393	Cancer Cause and Prevention Research	305,211	-
Health and Human Services, Department of	Direct		5 R01CA212517 03	93.393	Cancer Cause and Prevention Research	200,130	-
Health and Human Services, Department of	Direct		5 R21 CA204560-03	93.393	Cancer Cause and Prevention Research	78	-
Health and Human Services, Department of	Direct		5 R37 CA214787-03	93.393	Cancer Cause and Prevention Research	639,471	78,688
Health and Human Services, Department of	Direct		5 R37 CA222885-03	93.393	Cancer Cause and Prevention Research	591,476	-
Health and Human Services, Department of	Direct		5 R37 CA233476-03	93.393	Cancer Cause and Prevention Research	438,130	-
Health and Human Services, Department of	Direct		5 U01 CA182915-05	93.393	Cancer Cause and Prevention Research	45,529	-
Health and Human Services, Department of	Direct		5 U01 CA199284-05	93.393	Cancer Cause and Prevention Research	617,376	411,832
Health and Human Services, Department of	Direct		5 U01 CA253858-02	93.393	Cancer Cause and Prevention Research	467,032	246,504
Health and Human Services, Department of	Direct		5 U24 CA204863-05	93.393	Cancer Cause and Prevention Research	657,662	318,356
Health and Human Services, Department of	Direct		7 R01 CA195686-06	93.393	Cancer Cause and Prevention Research	45,102	-
Health and Human Services, Department of	Direct		7 R21 CA257317-02	93.393	Cancer Cause and Prevention Research	20,023	-
Health and Human Services, Department of	Pass-Through	Arcascope Inc.	R44CA236557	93.393	Cancer Cause and Prevention Research	22,458	-
Health and Human Services, Department of	Pass-Through	Arcascope Inc.	Research Agreement	93.393	Cancer Cause and Prevention Research	(15)	-
Health and Human Services, Department of	Pass-Through	Beckman Research Institute-City of Hope	62645.2008433.669301	93.393	Cancer Cause and Prevention Research	10,226	-
Health and Human Services, Department of	Pass-Through	Brown University	00001193	93.393	Cancer Cause and Prevention Research	15,131	-
Health and Human Services, Department of	Pass-Through	Brown University	00001193	93.393	Cancer Cause and Prevention Research	16,490	-
Health and Human Services, Department of	Pass-Through	Columbia University	5(GG012814-02)	93.393	Cancer Cause and Prevention Research	934	-
Health and Human Services, Department of	Pass-Through	Georgetown University	412187 _GR411954-UM	93.393	Cancer Cause and Prevention Research	3,209	-
Health and Human Services, Department of	Pass-Through	Hutchinson, Fred, Cancer Research Center	0001000611	93.393	Cancer Cause and Prevention Research	75,660	-
Health and Human Services, Department of	Pass-Through	Hutchinson, Fred, Cancer Research Center	0001001698/218121	93.393	Cancer Cause and Prevention Research	(164)	-
Health and Human Services, Department of	Pass-Through	Hutchinson, Fred, Cancer Research Center	0001027424	93.393	Cancer Cause and Prevention Research	20,967	-
Health and Human Services, Department of	Pass-Through	Hutchinson, Fred, Cancer Research Center	0001039538	93.393	Cancer Cause and Prevention Research	23,385	-
Health and Human Services, Department of	Pass-Through	Hutchinson, Fred, Cancer Research Center	0001044579	93.393	Cancer Cause and Prevention Research	165,288	-
Health and Human Services, Department of	Pass-Through	ImBio	20-4	93.393	Cancer Cause and Prevention Research	36,042	-
Health and Human Services, Department of	Pass-Through	ImBio	22-03	93.393	Cancer Cause and Prevention Research	46,958	-
Health and Human Services, Department of	Pass-Through	InheRET, Inc.	PA-18-576	93.393	Cancer Cause and Prevention Research	8,344	-
Health and Human Services, Department of	Pass-Through	InheRET, Inc.	R42CA239842	93.393	Cancer Cause and Prevention Research	130,219	-
Health and Human Services, Department of	Pass-Through	Medical College of Wisconsin	Agreement FP11970	93.393	Cancer Cause and Prevention Research	57,159	-
Health and Human Services, Department of	Pass-Through	Medical College of Wisconsin	Prime: 1 R01 CA232433-01A1	93.393	Cancer Cause and Prevention Research	(41,207)	-
Health and Human Services, Department of	Pass-Through	Medical College of Wisconsin	Prime: 5 R01 CA232433-02	93.393	Cancer Cause and Prevention Research	198,768	-
Health and Human Services, Department of	Pass-Through	Memorial Sloan-Kettering Cancer Center (MSKCC)	BD519865A	93.393	Cancer Cause and Prevention Research	4,168	-
Health and Human Services, Department of	Pass-Through	Memorial Sloan-Kettering Cancer Center (MSKCC)	BD527817	93.393	Cancer Cause and Prevention Research	59,911	-
Health and Human Services, Department of	Pass-Through	Moffitt Cancer Center	10-19731-99-01-G1	93.393	Cancer Cause and Prevention Research	2,787	-
Health and Human Services, Department of	Pass-Through	Northwestern University	28	93.393	Cancer Cause and Prevention Research	17,215	-
Health and Human Services, Department of	Pass-Through	Northwestern University	60041989 UM	93.393	Cancer Cause and Prevention Research	23,877	-
Health and Human Services, Department of	Pass-Through	Ohio State University, The	60065296	93.393	Cancer Cause and Prevention Research	102,476	-
Health and Human Services, Department of	Pass-Through	Ohio State University, The	SPC-1000003692 / GR101130	93.393	Cancer Cause and Prevention Research	56,678	-
Health and Human Services, Department of	Pass-Through	ProDevice Medical Supplies and Equipment LLC	R41CA228877	93.393	Cancer Cause and Prevention Research	3,954	-
Health and Human Services, Department of	Pass-Through	Rutgers University	1309 PO#1303123	93.393	Cancer Cause and Prevention Research	27,116	-
Health and Human Services, Department of	Pass-Through	Seattle Children's Research Institute	12398SUB	93.393	Cancer Cause and Prevention Research	68,083	-
Health and Human Services, Department of	Pass-Through	Stanford University	61795885-129906	93.393	Cancer Cause and Prevention Research	156,300	-
Health and Human Services, Department of	Pass-Through	The President and Fellows of Harvard College aka Harvard University	112185-5101412	93.393	Cancer Cause and Prevention Research	26,828	-
Health and Human Services, Department of	Pass-Through	The President and Fellows of Harvard College aka Harvard University	112185-5101412	93.393	Cancer Cause and Prevention Research	4,731	-
Health and Human Services, Department of	Pass-Through	The University of Texas MD Anderson Cancer Center	3001207376	93.393	Cancer Cause and Prevention Research	(1,676)	-
Health and Human Services, Department of	Pass-Through	The University of Texas MD Anderson Cancer Center	3001207376	93.393	Cancer Cause and Prevention Research	64,446	-
Health and Human Services, Department of	Pass-Through	The University of Texas MD Anderson Cancer Center	3001216083	93.393	Cancer Cause and Prevention Research	1,134	-
Health and Human Services, Department of	Pass-Through	University of California-San Diego	KR 704148	93.393	Cancer Cause and Prevention Research	37,255	-
Health and Human Services, Department of	Pass-Through	University of Colorado	FY21.1057.001	93.393	Cancer Cause and Prevention Research	17,377	-
Health and Human Services, Department of	Pass-Through	University of Minnesota	N006662505	93.393	Cancer Cause and Prevention Research	3,439	-
Health and Human Services, Department of	Pass-Through	University of North Carolina at Chapel Hill	5106265	93.393	Cancer Cause and Prevention Research	2,938	-
Health and Human Services, Department of	Pass-Through	University of Pittsburgh	AWD00002708 (135004-1)	93.393	Cancer Cause and Prevention Research	13,801	-
Health and Human Services, Department of	Pass-Through	University of Pittsburgh	CNVA00057797 (130855-1)	93.393	Cancer Cause and Prevention Research	3,076	-
Health and Human Services, Department of	Pass-Through	University of Pittsburgh	CNVA00057797 (130855-1)93.393	93.393	Cancer Cause and Prevention Research	9,585	-
Health and Human Services, Department of	Pass-Through	University of South Carolina	18-3419	93.393	Cancer Cause and Prevention Research	(2,517)	-
Health and Human Services, Department of	Pass-Through	University of Utah	10045740-06	93.393	Cancer Cause and Prevention Research	26,570	-
Health and Human Services, Department of	Pass-Through	University of Utah	10055606-01	93.393	Cancer Cause and Prevention Research	31,405	-
Health and Human Services, Department of	Pass-Through	University of Wisconsin	0000000958	93.393	Cancer Cause and Prevention Research	14,601	-

University of Michigan
 Schedule of Expenditures of Federal Awards
 For the Year Ended June 30, 2021

Cluster Title/Federal Grantor/Program	Type	Pass-Through Grantor	Award Identifier	Assistance Listing		Federal Expenditures	Passed-Through to Subrecipients
				Number	Assistance Listing Program Title		
Health and Human Services, Department of	Pass-Through	University of Wisconsin	0000001039	93.393	Cancer Cause and Prevention Research	3,041	-
Health and Human Services, Department of	Pass-Through	Virginia Commonwealth University	PD304087-SC106363	93.393	Cancer Cause and Prevention Research	(23,947)	-
						\$ 9,341,687	\$ 1,311,828
Health and Human Services, Department of	Direct		3 U01 CA086400-20S1	93.394	Cancer Detection and Diagnosis Research	\$ 639,980	\$ 283,077
Health and Human Services, Department of	Direct		5 R01 CA160254-09	93.394	Cancer Detection and Diagnosis Research	363,276	63,891
Health and Human Services, Department of	Direct		5 R01 CA186769-05	93.394	Cancer Detection and Diagnosis Research	(433)	-
Health and Human Services, Department of	Direct		5 R01 CA190299-05	93.394	Cancer Detection and Diagnosis Research	219,583	116,775
Health and Human Services, Department of	Direct		5 R01 CA194536-05	93.394	Cancer Detection and Diagnosis Research	332,409	-
Health and Human Services, Department of	Direct		5 R01 CA208335-05	93.394	Cancer Detection and Diagnosis Research	598,296	-
Health and Human Services, Department of	Direct		5 R01 CA210237-05	93.394	Cancer Detection and Diagnosis Research	391,221	-
Health and Human Services, Department of	Direct		5 R01 CA211217-04	93.394	Cancer Detection and Diagnosis Research	481,144	-
Health and Human Services, Department of	Direct		5 R01 CA214981-04	93.394	Cancer Detection and Diagnosis Research	383,816	-
Health and Human Services, Department of	Direct		5 R01 CA215574-04	93.394	Cancer Detection and Diagnosis Research	354,022	82,967
Health and Human Services, Department of	Direct		5 R01 CA217954-04	93.394	Cancer Detection and Diagnosis Research	475,042	-
Health and Human Services, Department of	Direct		5 R01 CA238023-03	93.394	Cancer Detection and Diagnosis Research	568,867	-
Health and Human Services, Department of	Direct		5 R01 CA249851-02	93.394	Cancer Detection and Diagnosis Research	133,363	-
Health and Human Services, Department of	Direct		5 R01 CA250214-02	93.394	Cancer Detection and Diagnosis Research	343,039	-
Health and Human Services, Department of	Direct		5 R01 CA250499-02	93.394	Cancer Detection and Diagnosis Research	515,640	-
Health and Human Services, Department of	Direct		5 R01CA240706-02	93.394	Cancer Detection and Diagnosis Research	549,253	-
Health and Human Services, Department of	Direct		5 R21 CA245597-02	93.394	Cancer Detection and Diagnosis Research	183,511	-
Health and Human Services, Department of	Direct		5 R33 CA229023-03	93.394	Cancer Detection and Diagnosis Research	368,970	-
Health and Human Services, Department of	Direct		5 R35 CA197701-06	93.394	Cancer Detection and Diagnosis Research	817,492	-
Health and Human Services, Department of	Direct		5 R35 CA231996-04	93.394	Cancer Detection and Diagnosis Research	959,170	-
Health and Human Services, Department of	Direct		5 R37 CA214955-05	93.394	Cancer Detection and Diagnosis Research	569,344	198,428
Health and Human Services, Department of	Direct		5 R37 CA222829-03	93.394	Cancer Detection and Diagnosis Research	524,348	-
Health and Human Services, Department of	Direct		5 R50 CA 221808-03	93.394	Cancer Detection and Diagnosis Research	70,784	-
Health and Human Services, Department of	Direct		5 U01 CA166104-08	93.394	Cancer Detection and Diagnosis Research	83,759	11,516
Health and Human Services, Department of	Direct		5 U01 CA183848-06	93.394	Cancer Detection and Diagnosis Research	(11,856)	-
Health and Human Services, Department of	Direct		5 U01 CA189291-04	93.394	Cancer Detection and Diagnosis Research	(21,145)	-
Health and Human Services, Department of	Direct		5 U01 CA195599-05	93.394	Cancer Detection and Diagnosis Research	20,681	-
Health and Human Services, Department of	Direct		5 U01 CA214170-05	93.394	Cancer Detection and Diagnosis Research	447,741	21,512
Health and Human Services, Department of	Direct		5 U01 CA216459-04	93.394	Cancer Detection and Diagnosis Research	468,805	-
Health and Human Services, Department of	Direct		5 U01 CA225753-04	93.394	Cancer Detection and Diagnosis Research	524,320	290,721
Health and Human Services, Department of	Direct		5 U01 CA230669-04	93.394	Cancer Detection and Diagnosis Research	712,503	-
Health and Human Services, Department of	Direct		5 U01 CA232931-03	93.394	Cancer Detection and Diagnosis Research	496,925	-
Health and Human Services, Department of	Direct		5 U24 CA210967-05	93.394	Cancer Detection and Diagnosis Research	575,391	-
Health and Human Services, Department of	Direct		5 U24 CA237683-03	93.394	Cancer Detection and Diagnosis Research	718,216	-
Health and Human Services, Department of	Direct		7 R01 CA208236-04	93.394	Cancer Detection and Diagnosis Research	434,050	154,846
Health and Human Services, Department of	Pass-Through	Case Western Reserve University	RESS14682	93.394	Cancer Detection and Diagnosis Research	(453)	-
Health and Human Services, Department of	Pass-Through	Columbia University	1(GG012885-01)	93.394	Cancer Detection and Diagnosis Research	46,157	-
Health and Human Services, Department of	Pass-Through	Dana-Farber Cancer Institute	1308602	93.394	Cancer Detection and Diagnosis Research	17,132	-
Health and Human Services, Department of	Pass-Through	Hutchinson, Fred, Cancer Research Center	0001037925/220177	93.394	Cancer Detection and Diagnosis Research	822,146	-
Health and Human Services, Department of	Pass-Through	Hutchinson, Fred, Cancer Research Center	0001039237/224533	93.394	Cancer Detection and Diagnosis Research	22,347	-
Health and Human Services, Department of	Pass-Through	Hutchinson, Fred, Cancer Research Center	220177/0001000124	93.394	Cancer Detection and Diagnosis Research	(66,603)	-
Health and Human Services, Department of	Pass-Through	Hutchinson, Fred, Cancer Research Center	224533/0001006856	93.394	Cancer Detection and Diagnosis Research	4,299	-
Health and Human Services, Department of	Pass-Through	Hutchinson, Fred, Cancer Research Center	Subaward No. 0000961971	93.394	Cancer Detection and Diagnosis Research	3,767	-
Health and Human Services, Department of	Pass-Through	Johns Hopkins University	2004268666	93.394	Cancer Detection and Diagnosis Research	2,147	-
Health and Human Services, Department of	Pass-Through	Johns Hopkins University	2004268666	93.394	Cancer Detection and Diagnosis Research	45,269	-
Health and Human Services, Department of	Pass-Through	Research Institute at Nationwide Children's Hospital	700110-0320-03	93.394	Cancer Detection and Diagnosis Research	10,229	-
Health and Human Services, Department of	Pass-Through	Research Institute at Nationwide Children's Hospital	700225-0321-00	93.394	Cancer Detection and Diagnosis Research	43,431	-
Health and Human Services, Department of	Pass-Through	Research Institute at Nationwide Children's Hospital	700225-0322-00	93.394	Cancer Detection and Diagnosis Research	40,120	-
Health and Human Services, Department of	Pass-Through	Sloan-Kettering Cancer Institute	Amend #3 PO#BD522149	93.394	Cancer Detection and Diagnosis Research	25,168	-
Health and Human Services, Department of	Pass-Through	The University of Texas MD Anderson Cancer Center	3001270326	93.394	Cancer Detection and Diagnosis Research	11,895	-
Health and Human Services, Department of	Pass-Through	The University of Texas Southwestern Medical Center	GMO 180111 PO# 000001422B	93.394	Cancer Detection and Diagnosis Research	36,462	-
Health and Human Services, Department of	Pass-Through	The University of Texas Southwestern Medical Center	GMO191109 PO000001628B	93.394	Cancer Detection and Diagnosis Research	110,181	-
Health and Human Services, Department of	Pass-Through	The University of Texas Southwestern Medical Center	GMO191109 PO000001628A	93.394	Cancer Detection and Diagnosis Research	16,664	-
Health and Human Services, Department of	Pass-Through	University of Akron	542717-UM	93.394	Cancer Detection and Diagnosis Research	36,911	-
Health and Human Services, Department of	Pass-Through	University of California-San Diego	112292279 (MP S#9002291)	93.394	Cancer Detection and Diagnosis Research	196,243	-
Health and Human Services, Department of	Pass-Through	University of Pittsburgh	CNV A00047722 (134277-2)	93.394	Cancer Detection and Diagnosis Research	58,456	-
Health and Human Services, Department of	Pass-Through	University of Washington	UWSC12100 BPO#50315	93.394	Cancer Detection and Diagnosis Research	38,478	-
Health and Human Services, Department of	Pass-Through	University of Washington	UWSC8459	93.394	Cancer Detection and Diagnosis Research	54,654	-
Health and Human Services, Department of	Pass-Through	Virginia Polytechnic Institute and State University	432045-19337	93.394	Cancer Detection and Diagnosis Research	39,050	-
						\$ 15,905,677	\$ 1,223,733
Health and Human Services, Department of	Direct		1 R21 CA252010 01A1	93.395	Cancer Treatment Research	\$ 5,740	\$ -
Health and Human Services, Department of	Direct		1 R21 CA252428-01	93.395	Cancer Treatment Research	133,219	-
Health and Human Services, Department of	Direct		1 R21 CA260684-01	93.395	Cancer Treatment Research	13,933	-
Health and Human Services, Department of	Direct		1 R37 CA258346 01	93.395	Cancer Treatment Research	176,724	-
Health and Human Services, Department of	Direct		5 P01 CA059827-20	93.395	Cancer Treatment Research	(97)	-
Health and Human Services, Department of	Direct		5 R00 - CA197672-05	93.395	Cancer Treatment Research	90,305	-
Health and Human Services, Department of	Direct		5 R00 CA194163-05	93.395	Cancer Treatment Research	(5,147)	-
Health and Human Services, Department of	Direct		5 R01 CA140667-10	93.395	Cancer Treatment Research	133,586	-
Health and Human Services, Department of	Direct		5 R01 CA160467-10	93.395	Cancer Treatment Research	356,390	16,063

University of Michigan
Schedule of Expenditures of Federal Awards
For the Year Ended June 30, 2021

Cluster Title/Federal Grantor/Program	Type	Pass-Through Grantor	Award Identifier	Assistance Listing		Federal Expenditures	Passed-Through to Subrecipients
				Number	Assistance Listing Program Title		
Health and Human Services, Department of	Direct		5 R01 CA181654-06	93.395	Cancer Treatment Research	117,955	-
Health and Human Services, Department of	Direct		5 R01 CA188252-06	93.395	Cancer Treatment Research	599,580	-
Health and Human Services, Department of	Direct		5 R01 CA190498-06	93.395	Cancer Treatment Research	83,447	-
Health and Human Services, Department of	Direct		5 R01 CA193690-05	93.395	Cancer Treatment Research	25,120	-
Health and Human Services, Department of	Direct		5 R01 CA197780-05	93.395	Cancer Treatment Research	374,122	25,702
Health and Human Services, Department of	Direct		5 R01 CA200660-05	93.395	Cancer Treatment Research	239,437	-
Health and Human Services, Department of	Direct		5 R01 CA201204-03	93.395	Cancer Treatment Research	27,467	-
Health and Human Services, Department of	Direct		5 R01 CA207272-05	93.395	Cancer Treatment Research	78,240	-
Health and Human Services, Department of	Direct		5 R01 CA208267-04	93.395	Cancer Treatment Research	623,916	-
Health and Human Services, Department of	Direct		5 R01 CA211016-05	93.395	Cancer Treatment Research	517,443	-
Health and Human Services, Department of	Direct		5 R01 CA213214-03	93.395	Cancer Treatment Research	488,346	-
Health and Human Services, Department of	Direct		5 R01 CA215758-05	93.395	Cancer Treatment Research	597,890	-
Health and Human Services, Department of	Direct		5 R01 CA217156-04	93.395	Cancer Treatment Research	312,451	1,719
Health and Human Services, Department of	Direct		5 R01 CA219345-05	93.395	Cancer Treatment Research	694,090	-
Health and Human Services, Department of	Direct		5 R01 CA220199-04	93.395	Cancer Treatment Research	447,794	-
Health and Human Services, Department of	Direct		5 R01 CA226759-03	93.395	Cancer Treatment Research	417,076	-
Health and Human Services, Department of	Direct		5 R01 CA233487-02	93.395	Cancer Treatment Research	7,633	-
Health and Human Services, Department of	Direct		5 R01 CA235726-03	93.395	Cancer Treatment Research	251,678	10,673
Health and Human Services, Department of	Direct		5 R01 CA240514-02	93.395	Cancer Treatment Research	407,516	-
Health and Human Services, Department of	Direct		5 R01 CA240515-02	93.395	Cancer Treatment Research	406,283	-
Health and Human Services, Department of	Direct		5 R01 CA241764-03	93.395	Cancer Treatment Research	437,437	-
Health and Human Services, Department of	Direct		5 R01 CA244254-02	93.395	Cancer Treatment Research	435,502	-
Health and Human Services, Department of	Direct		5 R01 CA244509-02	93.395	Cancer Treatment Research	676,835	-
Health and Human Services, Department of	Direct		5 R01 CA249211-02	93.395	Cancer Treatment Research	235,616	7,307
Health and Human Services, Department of	Direct		5 R01 CA251198-02	93.395	Cancer Treatment Research	294,304	-
Health and Human Services, Department of	Direct		5 R01 CA251245-02	93.395	Cancer Treatment Research	361,599	34,518
Health and Human Services, Department of	Direct		5 R01CA217141-05	93.395	Cancer Treatment Research	484,965	222,352
Health and Human Services, Department of	Direct		5 R01CA248310 02	93.395	Cancer Treatment Research	561,887	-
Health and Human Services, Department of	Direct		5 R21 CA226962-02	93.395	Cancer Treatment Research	13,239	-
Health and Human Services, Department of	Direct		5 R21 CA234760-02	93.395	Cancer Treatment Research	108,326	11,899
Health and Human Services, Department of	Direct		5 R37 CA222215-02	93.395	Cancer Treatment Research	29,546	-
Health and Human Services, Department of	Direct		5 R37 CA237421-02	93.395	Cancer Treatment Research	235,398	-
Health and Human Services, Department of	Direct		5 R50CA251960 02	93.395	Cancer Treatment Research	117,301	-
Health and Human Services, Department of	Direct		5 U01 CA216449-05	93.395	Cancer Treatment Research	415,188	-
Health and Human Services, Department of	Direct		5 U01 CA229437-04	93.395	Cancer Treatment Research	640,662	525,725
Health and Human Services, Department of	Direct		5 UG1 CA233160-03	93.395	Cancer Treatment Research	732,159	-
Health and Human Services, Department of	Pass-Through Case Western Reserve University		RES513951	93.395	Cancer Treatment Research	14,777	-
Health and Human Services, Department of	Pass-Through Case Western Reserve University		RES514400	93.395	Cancer Treatment Research	15,569	-
Health and Human Services, Department of	Pass-Through Colorado State University		G-33008-1	93.395	Cancer Treatment Research	(243)	-
Health and Human Services, Department of	Pass-Through ECOG-ACRIN Medical Research Foundation, Inc		ZUG1CA189828-06-MICH3	93.395	Cancer Treatment Research	12,167	-
Health and Human Services, Department of	Pass-Through Emory University		T791626	93.395	Cancer Treatment Research	159,897	-
Health and Human Services, Department of	Pass-Through Indiana University		IN4684921UM	93.395	Cancer Treatment Research	240,230	-
Health and Human Services, Department of	Pass-Through Massachusetts General Hospital		Subaward Agreement No. 235469	93.395	Cancer Treatment Research	174,627	-
Health and Human Services, Department of	Pass-Through Mekanistic Therapeutics LLC		2R44CA213715	93.395	Cancer Treatment Research	51,584	-
Health and Human Services, Department of	Pass-Through Moffitt Cancer Center		10-20692-99-01-G1	93.395	Cancer Treatment Research	168,682	-
Health and Human Services, Department of	Pass-Through Moffitt Cancer Center		10-20750-99-01-G1/110856139	93.395	Cancer Treatment Research	173,498	-
Health and Human Services, Department of	Pass-Through Ohio State University, The		60067041/RF01531328	93.395	Cancer Treatment Research	48	-
Health and Human Services, Department of	Pass-Through Ohio State University, The		6007781/SPC?1000004196	93.395	Cancer Treatment Research	28,684	-
Health and Human Services, Department of	Pass-Through Oregon Health and Science University		1005019_UMI_Leja	93.395	Cancer Treatment Research	(51,795)	-
Health and Human Services, Department of	Pass-Through Oregon Health and Science University		1013080_UMICHIGAN	93.395	Cancer Treatment Research	51,766	-
Health and Human Services, Department of	Pass-Through Oregon Health and Science University		1013080_UMICHIGAN	93.395	Cancer Treatment Research	18,064	-
Health and Human Services, Department of	Pass-Through Oregon Health and Science University		1013080-014_UMICHIGAN	93.395	Cancer Treatment Research	29,155	-
Health and Human Services, Department of	Pass-Through Purdue University		11000501-004	93.395	Cancer Treatment Research	24,003	-
Health and Human Services, Department of	Pass-Through Rutgers University		0768	93.395	Cancer Treatment Research	35,194	-
Health and Human Services, Department of	Pass-Through Sarcoma Alliance for Research Through Collaboration (SARC)		SARC037-4	93.395	Cancer Treatment Research	35,886	-
Health and Human Services, Department of	Pass-Through The Children's Hospital of Philadelphia		FP00026529_SUB466_02	93.395	Cancer Treatment Research	7,691	-
Health and Human Services, Department of	Pass-Through The Children's Hospital of Philadelphia		FP00026529_SUB708_01	93.395	Cancer Treatment Research	7,754	-
Health and Human Services, Department of	Pass-Through The Icahn School of Medicine at Mount Sinai (ISMMS)		0254-3871-4609	93.395	Cancer Treatment Research	18,139	-
Health and Human Services, Department of	Pass-Through The Icahn School of Medicine at Mount Sinai (ISMMS)		0254-3881-4609	93.395	Cancer Treatment Research	457,772	-
Health and Human Services, Department of	Pass-Through University of Notre Dame, The		203176UM	93.395	Cancer Treatment Research	152,044	-
Health and Human Services, Department of	Pass-Through University of Notre Dame, The		203234UM	93.395	Cancer Treatment Research	82,347	-
Health and Human Services, Department of	Pass-Through University of Notre Dame, The		203531UM	93.395	Cancer Treatment Research	44,282	-
Health and Human Services, Department of	Pass-Through University of South Florida		6201-1216-00-B	93.395	Cancer Treatment Research	30,294	-
Health and Human Services, Department of	Pass-Through University of South Florida		6201-1216-00-B	93.395	Cancer Treatment Research	14,266	-
Health and Human Services, Department of	Pass-Through Van Andel Research Institute		40502A-1	93.395	Cancer Treatment Research	7,573	-
						\$ 15,406,056	\$ 855,958
Health and Human Services, Department of	Direct		1 R01 CA247516-01A1	93.396	Cancer Biology Research	\$ 300,207	\$ -
Health and Human Services, Department of	Direct		1 R21 CA225493-01A1	93.396	Cancer Biology Research	215,591	17,227
Health and Human Services, Department of	Direct		3 R01 CA217510-05S1	93.396	Cancer Biology Research	684,079	-
Health and Human Services, Department of	Direct		5 P01 CA093900-14	93.396	Cancer Biology Research	26,084	7,182
Health and Human Services, Department of	Direct		5 P01 CA093900-17	93.396	Cancer Biology Research	1,135,538	128,164
Health and Human Services, Department of	Direct		5 R01 CA071699-22	93.396	Cancer Biology Research	404,576	-

University of Michigan
 Schedule of Expenditures of Federal Awards
 For the Year Ended June 30, 2021

Cluster Title/Federal Grantor/Program	Type	Pass-Through Grantor	Award Identifier	Assistance Listing		Federal Expenditures	Passed-Through to Subrecipients
				Number	Assistance Listing Program Title		
Health and Human Services, Department of	Direct		5 R01 CA107469-15	93.396	Cancer Biology Research	269,343	-
Health and Human Services, Department of	Direct		5 R01 CA1090554-05	93.396	Cancer Biology Research	23,508	-
Health and Human Services, Department of	Direct		5 R01 CA125577-13	93.396	Cancer Biology Research	288,586	-
Health and Human Services, Department of	Direct		5 R01 CA148828-10	93.396	Cancer Biology Research	163,965	-
Health and Human Services, Department of	Direct		5 R01 CA151588-10	93.396	Cancer Biology Research	300,280	-
Health and Human Services, Department of	Direct		5 R01 CA156744-10	93.396	Cancer Biology Research	338,477	-
Health and Human Services, Department of	Direct		5 R01 CA187903-05	93.396	Cancer Biology Research	218,891	-
Health and Human Services, Department of	Direct		5 R01 CA190384-05	93.396	Cancer Biology Research	19,043	-
Health and Human Services, Department of	Direct		5 R01 CA193136-05	93.396	Cancer Biology Research	4,516	-
Health and Human Services, Department of	Direct		5 R01 CA196018-05	93.396	Cancer Biology Research	207,403	-
Health and Human Services, Department of	Direct		5 R01 CA196604-05	93.396	Cancer Biology Research	14,357	-
Health and Human Services, Department of	Direct		5 R01 CA198074-05	93.396	Cancer Biology Research	27,554	-
Health and Human Services, Department of	Direct		5 R01 CA202018-05	93.396	Cancer Biology Research	188,517	-
Health and Human Services, Department of	Direct		5 R01 CA204969-05	93.396	Cancer Biology Research	235,520	-
Health and Human Services, Department of	Direct		5 R01 CA214384-10	93.396	Cancer Biology Research	456,601	-
Health and Human Services, Department of	Direct		5 R01 CA214911-04	93.396	Cancer Biology Research	600,386	-
Health and Human Services, Department of	Direct		5 R01 CA215596-05	93.396	Cancer Biology Research	375,627	-
Health and Human Services, Department of	Direct		5 R01 CA227622-04	93.396	Cancer Biology Research	432,516	317,805
Health and Human Services, Department of	Direct		5 R01 CA236722-02	93.396	Cancer Biology Research	620,768	-
Health and Human Services, Department of	Direct		5 R01 CA240993-03	93.396	Cancer Biology Research	766,449	188,535
Health and Human Services, Department of	Direct		5 R01 CA243916-03	93.396	Cancer Biology Research	529,895	-
Health and Human Services, Department of	Direct		5 R01 CA24505901-02	93.396	Cancer Biology Research	396,885	-
Health and Human Services, Department of	Direct		5 R01 CA245546 02	93.396	Cancer Biology Research	326,986	-
Health and Human Services, Department of	Direct		5 R01 CA248430-02	93.396	Cancer Biology Research	652,419	-
Health and Human Services, Department of	Direct		5 R01CA241947-02	93.396	Cancer Biology Research	612,073	-
Health and Human Services, Department of	Direct		5 R01CA244931-02	93.396	Cancer Biology Research	482,955	26,641
Health and Human Services, Department of	Direct		5 R01CA248160 02	93.396	Cancer Biology Research	325,648	-
Health and Human Services, Department of	Direct		5 R21 CA214233-03	93.396	Cancer Biology Research	19,676	-
Health and Human Services, Department of	Direct		5 R35 CA197585-06	93.396	Cancer Biology Research	902,055	-
Health and Human Services, Department of	Direct		5 R50 CA221807 04	93.396	Cancer Biology Research	194,110	-
Health and Human Services, Department of	Direct		5 R50 CA232985-04	93.396	Cancer Biology Research	65,036	-
Health and Human Services, Department of	Direct		5 U01 CA210152-05	93.396	Cancer Biology Research	659,959	-
Health and Human Services, Department of	Direct		5 U01 CA243075-02	93.396	Cancer Biology Research	405,245	231,880
Health and Human Services, Department of	Direct		5 UH3CA213386-05	93.396	Cancer Biology Research	128,372	-
Health and Human Services, Department of	Direct		5R01CA226756-03	93.396	Cancer Biology Research	551,687	-
Health and Human Services, Department of	Pass-Through Arizona State University		ASUB00000412	93.396	Cancer Biology Research	126,761	-
Health and Human Services, Department of	Pass-Through Baylor College of Medicine		7000001016	93.396	Cancer Biology Research	156,235	-
Health and Human Services, Department of	Pass-Through Beth Israel Deaconess Medical Center		01029116	93.396	Cancer Biology Research	107,163	-
Health and Human Services, Department of	Pass-Through Beth Israel Deaconess Medical Center		Sub award 01029116	93.396	Cancer Biology Research	(40)	-
Health and Human Services, Department of	Pass-Through Columbia University		1 GG012766-01	93.396	Cancer Biology Research	3,121	-
Health and Human Services, Department of	Pass-Through Kaiser Permanente Research Foundation Institute		RNG209451-MICH-02	93.396	Cancer Biology Research	18,399	-
Health and Human Services, Department of	Pass-Through Magee Womens Research Institute		6807	93.396	Cancer Biology Research	124,593	-
Health and Human Services, Department of	Pass-Through Magee Womens Research Institute		6810-UM	93.396	Cancer Biology Research	17,175	-
Health and Human Services, Department of	Pass-Through Magee Womens Research Institute		6819UM	93.396	Cancer Biology Research	47,150	-
Health and Human Services, Department of	Pass-Through Mayo Clinic		UOM-208812-04	93.396	Cancer Biology Research	5,422	-
Health and Human Services, Department of	Pass-Through Medical College of Wisconsin		1 R01 CA223804-01 FP11970	93.396	Cancer Biology Research	(14,229)	-
Health and Human Services, Department of	Pass-Through Medical College of Wisconsin		FP11970	93.396	Cancer Biology Research	(6,542)	-
Health and Human Services, Department of	Pass-Through Purdue University		11000689-008	93.396	Cancer Biology Research	(41)	-
Health and Human Services, Department of	Pass-Through Texas A & M University		M1902041	93.396	Cancer Biology Research	74,131	-
Health and Human Services, Department of	Pass-Through The University of Texas MD Anderson Cancer Center		3001109844	93.396	Cancer Biology Research	31,081	-
Health and Human Services, Department of	Pass-Through The University of Texas MD Anderson Cancer Center		3001141555	93.396	Cancer Biology Research	22,377	-
Health and Human Services, Department of	Pass-Through The University of Texas MD Anderson Cancer Center		3001634841	93.396	Cancer Biology Research	21,282	-
Health and Human Services, Department of	Pass-Through University of Southern California		137541551	93.396	Cancer Biology Research	191,790	-
						\$ 15,497,211	\$ 917,434
Health and Human Services, Department of	Direct		3 P30 CA046592-28S5	93.397	Cancer Centers Support Grants	\$ 39,739	\$ -
Health and Human Services, Department of	Direct		3 P50 CA186786-08S1	93.397	Cancer Centers Support Grants	2,005,964	297,915
Health and Human Services, Department of	Direct		5 P30 CA046592-32	93.397	Cancer Centers Support Grants	7,913,935	-
Health and Human Services, Department of	Direct		5 R01 CA193377-05	93.397	Cancer Centers Support Grants	444,283	-
Health and Human Services, Department of	Direct		5 U54 CA163059-10	93.397	Cancer Centers Support Grants	1,159,599	123,047
Health and Human Services, Department of	Pass-Through Hutchinson, Fred, Cancer Research Center		0001016370	93.397	Cancer Centers Support Grants	47,296	-
Health and Human Services, Department of	Pass-Through Hutchinson, Fred, Cancer Research Center		0001062155	93.397	Cancer Centers Support Grants	95,571	-
Health and Human Services, Department of	Pass-Through Weill Cornell Medical College of Cornell University		193822-2	93.397	Cancer Centers Support Grants	7,594	-
Health and Human Services, Department of	Pass-Through Weill Cornell Medical College of Cornell University		204024	93.397	Cancer Centers Support Grants	107,181	-
						\$ 11,821,162	\$ 420,962
Health and Human Services, Department of	Direct		1 F31 CA247076-01A1	93.398	Cancer Research Manpower	\$ 31,190	\$ -
Health and Human Services, Department of	Direct		1 F31 CA247104-01A1	93.398	Cancer Research Manpower	6,459	-
Health and Human Services, Department of	Direct		1 F31 CA260929-01	93.398	Cancer Research Manpower	11,773	-
Health and Human Services, Department of	Direct		1 F31-CA260935-01	93.398	Cancer Research Manpower	9,876	-
Health and Human Services, Department of	Direct		1 F32 CA254147-01A1	93.398	Cancer Research Manpower	38,187	-
Health and Human Services, Department of	Direct		1 F32 CA260735-01	93.398	Cancer Research Manpower	11,076	-
Health and Human Services, Department of	Direct		1 K99 CA241357-01A1	93.398	Cancer Research Manpower	56,179	-
Health and Human Services, Department of	Direct		5 F30 CA228228-03	93.398	Cancer Research Manpower	(405)	-

University of Michigan
 Schedule of Expenditures of Federal Awards
 For the Year Ended June 30, 2021

Cluster Title/Federal Grantor/Program	Type	Pass-Through Grantor	Award Identifier	Assistance Listing		Federal Expenditures	Passed-Through to Subrecipients
				Number	Assistance Listing Program Title		
Health and Human Services, Department of	Direct		5 F31 CA220966-03	93.398	Cancer Research Manpower	7,761	-
Health and Human Services, Department of	Direct		5 F31 CA221066-02	93.398	Cancer Research Manpower	(28,197)	-
Health and Human Services, Department of	Direct		5 F31 CA224804-02	93.398	Cancer Research Manpower	(3,434)	-
Health and Human Services, Department of	Direct		5 F31 CA232655-02	93.398	Cancer Research Manpower	20,948	-
Health and Human Services, Department of	Direct		5 F31 CA243344-03	93.398	Cancer Research Manpower	35,772	-
Health and Human Services, Department of	Direct		5 F31 CA247037-02	93.398	Cancer Research Manpower	42,099	-
Health and Human Services, Department of	Direct		5 F31 CA247457-02	93.398	Cancer Research Manpower	41,146	-
Health and Human Services, Department of	Direct		5 F31 CA254079-02	93.398	Cancer Research Manpower	36,417	-
Health and Human Services, Department of	Direct		5 F31 CA254080-02	93.398	Cancer Research Manpower	45,929	-
Health and Human Services, Department of	Direct		5 F31 CA254138-02	93.398	Cancer Research Manpower	40,289	-
Health and Human Services, Department of	Direct		5 F32 CA228262-03	93.398	Cancer Research Manpower	6,943	-
Health and Human Services, Department of	Direct		5 F32 CA228328-02	93.398	Cancer Research Manpower	2,849	-
Health and Human Services, Department of	Direct		5 F32 CA243421-03	93.398	Cancer Research Manpower	62,365	-
Health and Human Services, Department of	Direct		5 F32 CA247492-02	93.398	Cancer Research Manpower	60,332	-
Health and Human Services, Department of	Direct		5 K07 CA196752-05	93.398	Cancer Research Manpower	188,207	-
Health and Human Services, Department of	Direct		5 K07 CA201052-04	93.398	Cancer Research Manpower	27,496	-
Health and Human Services, Department of	Direct		5 K08 CA201335-05	93.398	Cancer Research Manpower	131,302	-
Health and Human Services, Department of	Direct		5 K08 CA201581-05	93.398	Cancer Research Manpower	125,092	-
Health and Human Services, Department of	Direct		5 K08 CA208013-05	93.398	Cancer Research Manpower	129,120	-
Health and Human Services, Department of	Direct		5 K08 CA218460-03	93.398	Cancer Research Manpower	(4,941)	-
Health and Human Services, Department of	Direct		5 K08 CA226350-04	93.398	Cancer Research Manpower	202,862	-
Health and Human Services, Department of	Direct		5 K08 CA234222-04	93.398	Cancer Research Manpower	164,673	-
Health and Human Services, Department of	Direct		5 K08 CA234416-03	93.398	Cancer Research Manpower	276,059	-
Health and Human Services, Department of	Direct		5 K08 CA237638-03	93.398	Cancer Research Manpower	219,210	-
Health and Human Services, Department of	Direct		5 K08 CA245237-03	93.398	Cancer Research Manpower	253,313	-
Health and Human Services, Department of	Direct		5 R25 CA203651-05	93.398	Cancer Research Manpower	151,811	-
Health and Human Services, Department of	Direct		5 R25 CA214227-05	93.398	Cancer Research Manpower	248,030	2,855
Health and Human Services, Department of	Direct		5K08CA197369-05	93.398	Cancer Research Manpower	112,051	-
Health and Human Services, Department of	Direct		T32 CA009357	93.398	Cancer Research Manpower	348,012	-
Health and Human Services, Department of	Direct		T32 CA009672	93.398	Cancer Research Manpower	210,835	-
Health and Human Services, Department of	Direct		T32 CA009676	93.398	Cancer Research Manpower	309,441	-
Health and Human Services, Department of	Direct		T32 CA083654	93.398	Cancer Research Manpower	200,003	-
Health and Human Services, Department of	Direct		T32 CA140044	93.398	Cancer Research Manpower	(1,081)	-
Health and Human Services, Department of	Direct		T32 CA140044	93.398	Cancer Research Manpower	269,037	-
Health and Human Services, Department of	Direct		T32 CA180984	93.398	Cancer Research Manpower	344,325	-
Health and Human Services, Department of	Direct		T32CA236621	93.398	Cancer Research Manpower	335,269	-
Health and Human Services, Department of	Pass-Through Case Western Reserve University		TRNS14607	93.398	Cancer Research Manpower	3,021	-
Health and Human Services, Department of	Pass-Through Case Western Reserve University		TRNS15657	93.398	Cancer Research Manpower	23,678	-
						\$ 4,802,379	\$ 2,855
Health and Human Services, Department of	Direct		5 R01 CA203809-03	93.399	Cancer Control	\$ 21,386	\$ -
Health and Human Services, Department of	Direct		5 R03 CA241841-02	93.399	Cancer Control	105,200	-
Health and Human Services, Department of	Direct		5 UG1 CA242632-02	93.399	Cancer Control	326,358	68,326
Health and Human Services, Department of	Pass-Through ECOG-ACRIN Medical Research Foundation, Inc		2UG1CA189828-06-MICH3	93.399	Cancer Control	7,275	-
Health and Human Services, Department of	Pass-Through ECOG-ACRIN Medical Research Foundation, Inc		UG1CA189828-06-MICH1	93.399	Cancer Control	1,744	-
Health and Human Services, Department of	Pass-Through ECOG-ACRIN Medical Research Foundation, Inc		UG1CA189828-06-MICH1	93.399	Cancer Control	9,755	-
Health and Human Services, Department of	Pass-Through ECOG-ACRIN Medical Research Foundation, Inc		UG1CA189828-06-MICH2	93.399	Cancer Control	32,089	-
Health and Human Services, Department of	Pass-Through ECOG-ACRIN Medical Research Foundation, Inc		UG1CA189828-06-MICH2	93.399	Cancer Control	106,107	-
Health and Human Services, Department of	Pass-Through ECOG-ACRIN Medical Research Foundation, Inc		UG1CA189828-07-MICH-AYA	93.399	Cancer Control	35,656	-
Health and Human Services, Department of	Pass-Through NRG Oncology		NCORP-Arring-GY7	93.399	Cancer Control	4,422	-
Health and Human Services, Department of	Pass-Through NRG Oncology		NCORP-Barton-GY6	93.399	Cancer Control	4,834	-
Health and Human Services, Department of	Pass-Through NRG Oncology		NCORP-Barton-GY6	93.399	Cancer Control	22,980	-
Health and Human Services, Department of	Pass-Through NRG Oncology		NCORP-CC006-GY6	93.399	Cancer Control	8,684	-
Health and Human Services, Department of	Pass-Through Oregon Health and Science University		1014562_UMICHIGAN_Henry	93.399	Cancer Control	2,320	-
Health and Human Services, Department of	Pass-Through Oregon Health and Science University		1014562_UMICHIGAN_Henry	93.399	Cancer Control	27,645	-
Health and Human Services, Department of	Pass-Through Oregon Health and Science University		1014562_UMICHIGAN_Leja	93.399	Cancer Control	60,892	-
Health and Human Services, Department of	Pass-Through Oregon Health and Science University		1014562_UMICHIGAN_Leja	93.399	Cancer Control	114,193	-
Health and Human Services, Department of	Pass-Through Oregon Health and Science University		1014562_UMICHIGAN_Rae	93.399	Cancer Control	439	-
Health and Human Services, Department of	Pass-Through Oregon Health and Science University		1014562_UMICHIGAN_Rae	93.399	Cancer Control	5,021	-
						\$ 897,000	\$ 68,326
Health and Human Services, Department of	Pass-Through The Task Force for Global Health, Inc. (TFGH)		U38OT000316	93.421	Strengthening Public Health Systems and Services through National Partnerships to Improve and Protect the Nation's Health	\$ 54,196	\$ -
Health and Human Services, Department of	Pass-Through University of Vermont		AWD00000288SUB00000135	93.421	Strengthening Public Health Systems and Services through National Partnerships to Improve and Protect the Nation's Health	63,208	-
						\$ 117,404	\$ -
Health and Human Services, Department of	Direct		90AR5020-0200	93.433	ACL National Institute on Disability, Independent Living, and Rehabilitation Research	\$ (14,205)	\$ -
Health and Human Services, Department of	Direct		90ARCP0003-01-00	93.433	ACL National Institute on Disability, Independent Living, and Rehabilitation Research	12,498	-
Health and Human Services, Department of	Direct		90ARCP000302-00	93.433	ACL National Institute on Disability, Independent Living, and Rehabilitation Research	119,775	-

University of Michigan
Schedule of Expenditures of Federal Awards
For the Year Ended June 30, 2021

Cluster Title/Federal Grantor/Program	Type	Pass-Through Grantor	Award Identifier	Assistance Listing		Federal Expenditures	Passed-Through to Subrecipients
				Number	Assistance Listing Program Title		
Health and Human Services, Department of	Direct		90IFDV0002-03-03	93.433	ACL National Institute on Disability, Independent Living, and Rehabilitation Research	70,642	63,614
Health and Human Services, Department of	Direct		90IFRE0002-02-00	93.433	ACL National Institute on Disability, Independent Living, and Rehabilitation Research	356	-
Health and Human Services, Department of	Direct		90IFRE0002-03-00	93.433	ACL National Institute on Disability, Independent Living, and Rehabilitation Research	105,806	-
Health and Human Services, Department of	Direct		90RESS012-04-00	93.433	ACL National Institute on Disability, Independent Living, and Rehabilitation Research	24,692	-
Health and Human Services, Department of	Direct		90RTHF0001-01-00	93.433	ACL National Institute on Disability, Independent Living, and Rehabilitation Research	(17,325)	-
Health and Human Services, Department of	Direct		90RTHF0001-02-00	93.433	ACL National Institute on Disability, Independent Living, and Rehabilitation Research	270,064	59,915
Health and Human Services, Department of	Direct		90RTHF0001-03-00	93.433	ACL National Institute on Disability, Independent Living, and Rehabilitation Research	587,647	73,883
Health and Human Services, Department of	Pass-Through Brandeis University		403315	93.433	ACL National Institute on Disability, Independent Living, and Rehabilitation Research	5,951	-
Health and Human Services, Department of	Pass-Through Craig Hospital		UM001	93.433	ACL National Institute on Disability, Independent Living, and Rehabilitation Research	(1,127)	-
Health and Human Services, Department of	Pass-Through Craig Hospital		UM003-G#26099-BY 4/5	93.433	ACL National Institute on Disability, Independent Living, and Rehabilitation Research	53,934	-
Health and Human Services, Department of	Pass-Through Craig Hospital		UM003-G#2609-BY3/5	93.433	ACL National Institute on Disability, Independent Living, and Rehabilitation Research	17,714	-
Health and Human Services, Department of	Pass-Through Kessler Foundation		40576-01	93.433	ACL National Institute on Disability, Independent Living, and Rehabilitation Research	20,155	-
Health and Human Services, Department of	Pass-Through Rehabilitation Engineering Research Center for Community Living, Health and Function (LiveWell RERC)		SHEP-20-0010	93.433	ACL National Institute on Disability, Independent Living, and Rehabilitation Research	7,387	-
Health and Human Services, Department of	Pass-Through State University of New York (SUNY)		90RE5022	93.433	ACL National Institute on Disability, Independent Living, and Rehabilitation Research	5,587	-
Health and Human Services, Department of	Pass-Through University at Buffalo		R1239016	93.433	ACL National Institute on Disability, Independent Living, and Rehabilitation Research	9,543	-
Health and Human Services, Department of	Pass-Through University of Pittsburgh		AWD00002848 (135089-1)	93.433	ACL National Institute on Disability, Independent Living, and Rehabilitation Research	39,309	-
						\$ 1,318,403	\$ 197,412
Health and Human Services, Department of	Pass-Through Michigan, State of, Health and Human Services, Department of		E20213092-002 I	93.435	Innovative State and Local Public Health Strategies to prevent and Manage Diabetes and Heart Disease and Stroke-CDC Undergraduate Public Health Scholars Program (CUPS): A Public Health Experience to Expose Undergraduates	\$ 38,877	\$ -
Health and Human Services, Department of	Direct		5 NU50 MN000001-05-00	93.456	Interested in Minority Health to Public Health and the Public Health Training Centers Program	\$ 484,160	\$ -
Health and Human Services, Department of	Direct		5 UB6HP31684-04-00	93.516	Community Health Access and Rural Transformation (CHART) Model	\$ 887,543	\$ 316,362
Health and Human Services, Department of	Pass-Through Center for Healthcare Research & Transformation		Subcontractor Agreement	93.624	Social Services Research and Demonstration Substance Use-Disorder Prevention that Promotes Opioid Recovery and Treatment (SUPPORT) for Patients and Communities Act	\$ 8,942	\$ -
Health and Human Services, Department of	Pass-Through University of Illinois-Urbana-Champaign		102497-18334	93.647	Substance Use-Disorder Prevention that Promotes Opioid Recovery and Treatment (SUPPORT) for Patients and Communities Act	\$ 25,702	\$ -
Health and Human Services, Department of	Pass-Through Michigan, State of, Health and Human Services, Department of		CE20203511 / Project CJ	93.664	Substance Use-Disorder Prevention that Promotes Opioid Recovery and Treatment (SUPPORT) for Patients and Communities Act	\$ 137,693	\$ -
Health and Human Services, Department of	Pass-Through Michigan, State of, Health and Human Services, Department of		E20212565-003 BH	93.664	Substance Use-Disorder Prevention that Promotes Opioid Recovery and Treatment (SUPPORT) for Patients and Communities Act	511,893	-
Health and Human Services, Department of	Direct		4 M01HP31331-04-01	93.732	Mental and Behavioral Health Education and Training Grants PPHF: Racial and Ethnic Approaches to Community Health Program financed solely by Public Prevention and Health Funds	\$ 649,586	\$ -
Health and Human Services, Department of	Pass-Through National Kidney Foundation of Michigan		NU58DP006597	93.738	PPHF: Racial and Ethnic Approaches to Community Health Program financed solely by Public Prevention and Health Funds	\$ 572,474	\$ -
Health and Human Services, Department of	Pass-Through National Kidney Foundation of Michigan		NU58DP006597	93.738	PPHF: Racial and Ethnic Approaches to Community Health Program financed solely by Public Prevention and Health Funds	\$ 10,016	\$ -
Health and Human Services, Department of	Pass-Through Community Mental Health Partnership of Southeast Michigan		C21040	93.788	Opioid STR	52,338	-
Health and Human Services, Department of	Pass-Through Michigan, State of, Health and Human Services, Department of		E20192408-00	93.788	Opioid STR	\$ 62,354	\$ -
Health and Human Services, Department of	Pass-Through Michigan, State of, Health and Human Services, Department of		E20193111	93.788	Opioid STR	29,647	-
Health and Human Services, Department of	Pass-Through Michigan, State of, Health and Human Services, Department of		E20201781-Project AU	93.788	Opioid STR	(20,581)	-
Health and Human Services, Department of	Pass-Through Michigan, State of, Health and Human Services, Department of		E20202770-Project AV	93.788	Opioid STR	(1,958)	-
Health and Human Services, Department of	Pass-Through Michigan, State of, Health and Human Services, Department of		E20203204-Project AT	93.788	Opioid STR	210,562	-
Health and Human Services, Department of	Pass-Through Michigan, State of, Health and Human Services, Department of		E20203205 / Project AX	93.788	Opioid STR	(1,379)	-
Health and Human Services, Department of	Pass-Through Michigan, State of, Health and Human Services, Department of		E20203206-Project AY	93.788	Opioid STR	467,277	64,100
Health and Human Services, Department of	Pass-Through Michigan, State of, Health and Human Services, Department of		E20213443-002 AN	93.788	Opioid STR	(116)	-
Health and Human Services, Department of	Pass-Through Michigan, State of, Health and Human Services, Department of		E20213445-003 AV	93.788	Opioid STR	242,932	-
Health and Human Services, Department of	Pass-Through Michigan, State of, Health and Human Services, Department of		E20213472-003 AM	93.788	Opioid STR	24,895	-
Health and Human Services, Department of	Pass-Through Michigan, State of, Health and Human Services, Department of		E20213601-003 BR	93.788	Opioid STR	381,683	-
Health and Human Services, Department of	Pass-Through Michigan, State of, Health and Human Services, Department of		E20214226-002 BZ	93.788	Opioid STR	364,725	-
Health and Human Services, Department of	Pass-Through Michigan, State of, Health and Human Services, Department of		E20214226-002 BZ	93.788	Opioid STR	307,173	-
						\$ 47,897	2,562.00
						\$ 2,052,757	\$ 66,662
Health and Human Services, Department of	Pass-Through Joslin Diabetes Center		100074	93.817	Hospital Preparedness Program (HPP) Ebola Preparedness and Response Activities	\$ 7,560	\$ -

University of Michigan
 Schedule of Expenditures of Federal Awards
 For the Year Ended June 30, 2021

Cluster Title/Federal Grantor/Program	Type	Pass-Through Grantor	Award Identifier	Assistance Listing		Federal Expenditures	Passed-Through to Subrecipients
				Number	Assistance Listing Program Title		
Health and Human Services, Department of	Direct		6NU58DP006254041	93.833	Supporting and Maintaining a Surveillance System for Chronic Kidney Disease (CKD) in the United States	\$ 848,816	\$ 202,812
Health and Human Services, Department of	Pass-Through	Washington University in St. Louis	WU-21-24/PO 2939620K	93.834	Capacity Building Assistance (CBA) for High-Impact HIV Prevention	\$ 23,291	\$ -
Health and Human Services, Department of	Direct		1 R01 HL155834-01	93.837	Cardiovascular Diseases Research	\$ 105,610	\$ 22,221.00
Health and Human Services, Department of	Direct		1 R01 HL156274-01A1	93.837	Cardiovascular Diseases Research	6,056	-
Health and Human Services, Department of	Direct		1 R03 HL148465-01A1	93.837	Cardiovascular Diseases Research	14,588	-
Health and Human Services, Department of	Direct		1 R13 HL154513-01	93.837	Cardiovascular Diseases Research	19,743	-
Health and Human Services, Department of	Direct		1 UG3 HL145269-01A1	93.837	Cardiovascular Diseases Research	730,721	65,447
Health and Human Services, Department of	Direct		1-R01HL145176-01A1	93.837	Cardiovascular Diseases Research	(348)	-
Health and Human Services, Department of	Direct		2 R01 HL085339-10A1	93.837	Cardiovascular Diseases Research	41,078	-
Health and Human Services, Department of	Direct		2 R01 HL12088-05	93.837	Cardiovascular Diseases Research	179,019	-
Health and Human Services, Department of	Direct		2 R01 HL134569-05	93.837	Cardiovascular Diseases Research	265,083	-
Health and Human Services, Department of	Direct		3 R01 HL134846-03S2	93.837	Cardiovascular Diseases Research	389,941	-
Health and Human Services, Department of	Direct		5 F31 HL144047-02	93.837	Cardiovascular Diseases Research	(19,249)	-
Health and Human Services, Department of	Direct		5 F31 HL146162-02	93.837	Cardiovascular Diseases Research	41,501	-
Health and Human Services, Department of	Direct		5 F31 HL149214-03	93.837	Cardiovascular Diseases Research	36,963	-
Health and Human Services, Department of	Direct		5 F31 HL149249-02	93.837	Cardiovascular Diseases Research	53,356	-
Health and Human Services, Department of	Direct		5 F31 HL152501-02	93.837	Cardiovascular Diseases Research	39,246	-
Health and Human Services, Department of	Direct		5 F32 HL140728-03	93.837	Cardiovascular Diseases Research	7,924	-
Health and Human Services, Department of	Direct		5 K01 HL132057-05	93.837	Cardiovascular Diseases Research	113,826	-
Health and Human Services, Department of	Direct		5 K01 HL145366-03	93.837	Cardiovascular Diseases Research	172,212	-
Health and Human Services, Department of	Direct		5 K01 HL171701 04	93.837	Cardiovascular Diseases Research	141,405	-
Health and Human Services, Department of	Direct		5 K08 HL123621-05	93.837	Cardiovascular Diseases Research	(34,297)	-
Health and Human Services, Department of	Direct		5 K08 HL130455-05	93.837	Cardiovascular Diseases Research	174,113	-
Health and Human Services, Department of	Direct		5 K08 HL131993-05	93.837	Cardiovascular Diseases Research	16,556	-
Health and Human Services, Department of	Direct		5 K08 HL13614-05	93.837	Cardiovascular Diseases Research	125,666	-
Health and Human Services, Department of	Direct		5 K08 HL144924-03	93.837	Cardiovascular Diseases Research	136,709	-
Health and Human Services, Department of	Direct		5 K08 HL146351-02	93.837	Cardiovascular Diseases Research	233,713	-
Health and Human Services, Department of	Direct		5 K08 HL146990-03	93.837	Cardiovascular Diseases Research	139,411	9,713
Health and Human Services, Department of	Direct		5 K08HL130944-05	93.837	Cardiovascular Diseases Research	160,440	-
Health and Human Services, Department of	Direct		5 K08HL148552-03	93.837	Cardiovascular Diseases Research	132,094	-
Health and Human Services, Department of	Direct		5 K12 HL133304-05	93.837	Cardiovascular Diseases Research	335,283	-
Health and Human Services, Department of	Direct		5 K23 HL119623-05	93.837	Cardiovascular Diseases Research	(4,262)	-
Health and Human Services, Department of	Direct		5 K23 HL128909-05	93.837	Cardiovascular Diseases Research	274,982	-
Health and Human Services, Department of	Direct		5 K23 HL130641-05	93.837	Cardiovascular Diseases Research	73,789	-
Health and Human Services, Department of	Direct		5 K23 HL135397-04	93.837	Cardiovascular Diseases Research	148,400	-
Health and Human Services, Department of	Direct		5 K23 HL145096-03	93.837	Cardiovascular Diseases Research	111,397	-
Health and Human Services, Department of	Direct		5 K99HL150233-02	93.837	Cardiovascular Diseases Research	116,091	-
Health and Human Services, Department of	Direct		5 R0 1HL153384-02	93.837	Cardiovascular Diseases Research	311,753	15,226
Health and Human Services, Department of	Direct		5 R00 HL124322-05	93.837	Cardiovascular Diseases Research	9,132	-
Health and Human Services, Department of	Direct		5 R00HL133482-05	93.837	Cardiovascular Diseases Research	325,495	-
Health and Human Services, Department of	Direct		5 R01 HL058984-21	93.837	Cardiovascular Diseases Research	274,585	-
Health and Human Services, Department of	Direct		5 R01 HL105297-08	93.837	Cardiovascular Diseases Research	146,337	101,387
Health and Human Services, Department of	Direct		5 R01 HL109946-08	93.837	Cardiovascular Diseases Research	728,132	-
Health and Human Services, Department of	Direct		5 R01 HL117626-05S2	93.837	Cardiovascular Diseases Research	(794)	-
Health and Human Services, Department of	Direct		5 R01 HL119542-04	93.837	Cardiovascular Diseases Research	(4,665)	-
Health and Human Services, Department of	Direct		5 R01 HL122261-05	93.837	Cardiovascular Diseases Research	68,188	19,277
Health and Human Services, Department of	Direct		5 R01 HL122664-05	93.837	Cardiovascular Diseases Research	(227,489)	-
Health and Human Services, Department of	Direct		5 R01 HL122684-05	93.837	Cardiovascular Diseases Research	531,830	32,694
Health and Human Services, Department of	Direct		5 R01 HL123333-05	93.837	Cardiovascular Diseases Research	(2,175)	-
Health and Human Services, Department of	Direct		5 R01 HL126969-05	93.837	Cardiovascular Diseases Research	141,348	40,418
Health and Human Services, Department of	Direct		5 R01 HL127023-04	93.837	Cardiovascular Diseases Research	24,480	-
Health and Human Services, Department of	Direct		5 R01 HL127215-04	93.837	Cardiovascular Diseases Research	122,124	29,255
Health and Human Services, Department of	Direct		5 R01 HL127564-04	93.837	Cardiovascular Diseases Research	(33,039)	(21,316)
Health and Human Services, Department of	Direct		5 R01 HL127687-04	93.837	Cardiovascular Diseases Research	23,052	-
Health and Human Services, Department of	Direct		5 R01 HL128231-05	93.837	Cardiovascular Diseases Research	423,422	245,659
Health and Human Services, Department of	Direct		5 R01 HL1283307-04	93.837	Cardiovascular Diseases Research	21,201	-
Health and Human Services, Department of	Direct		5 R01 HL130106-05	93.837	Cardiovascular Diseases Research	236,878	-
Health and Human Services, Department of	Direct		5 R01 HL132037-04	93.837	Cardiovascular Diseases Research	184,662	-
Health and Human Services, Department of	Direct		5 R01 HL132979-05	93.837	Cardiovascular Diseases Research	462,942	71,487
Health and Human Services, Department of	Direct		5 R01 HL133129-04	93.837	Cardiovascular Diseases Research	808,521	-
Health and Human Services, Department of	Direct		5 R01 HL133221-04	93.837	Cardiovascular Diseases Research	241,910	(6,412)
Health and Human Services, Department of	Direct		5 R01 HL134846-04	93.837	Cardiovascular Diseases Research	615,105	-
Health and Human Services, Department of	Direct		5 R01 HL136231-04	93.837	Cardiovascular Diseases Research	322,517	-
Health and Human Services, Department of	Direct		5 R01 HL137214-04	93.837	Cardiovascular Diseases Research	900,982	-
Health and Human Services, Department of	Direct		5 R01 HL137731-04	93.837	Cardiovascular Diseases Research	774,026	395,233
Health and Human Services, Department of	Direct		5 R01 HL137964-04	93.837	Cardiovascular Diseases Research	832,279	155,627
Health and Human Services, Department of	Direct		5 R01 HL138094-03	93.837	Cardiovascular Diseases Research	(578)	-
Health and Human Services, Department of	Direct		5 R01 HL138139-05	93.837	Cardiovascular Diseases Research	637,401	-
Health and Human Services, Department of	Direct		5 R01 HL139656-04	93.837	Cardiovascular Diseases Research	532,846	-
Health and Human Services, Department of	Direct		5 R01 HL139672-04	93.837	Cardiovascular Diseases Research	459,750	-

University of Michigan
 Schedule of Expenditures of Federal Awards
 For the Year Ended June 30, 2021

Cluster Title/Federal Grantor/Program	Type	Pass-Through Grantor	Award Identifier	Assistance Listing		Federal Expenditures	Passed-Through to Subrecipients
				Number	Assistance Listing Program Title		
Health and Human Services, Department of	Direct		5 R01 HL139735-02	93.837	Cardiovascular Diseases Research	497,938	-
Health and Human Services, Department of	Direct		5 R01 HL139813-04	93.837	Cardiovascular Diseases Research	413,475	-
Health and Human Services, Department of	Direct		5 R01 HL141292-04	93.837	Cardiovascular Diseases Research	862,003	228,491
Health and Human Services, Department of	Direct		5 R01 HL141509-03	93.837	Cardiovascular Diseases Research	669,098	-
Health and Human Services, Department of	Direct		5 R01 HL141891-04	93.837	Cardiovascular Diseases Research	558,877	-
Health and Human Services, Department of	Direct		5 R01 HL142023-02	93.837	Cardiovascular Diseases Research	50,219	-
Health and Human Services, Department of	Direct		5 R01 HL144657-03	93.837	Cardiovascular Diseases Research	421,126	-
Health and Human Services, Department of	Direct		5 R01 HL144777-02	93.837	Cardiovascular Diseases Research	401,834	-
Health and Human Services, Department of	Direct		5 R01 HL146352-02	93.837	Cardiovascular Diseases Research	341,584	-
Health and Human Services, Department of	Direct		5 R01 HL146619-02	93.837	Cardiovascular Diseases Research	507,512	119,780
Health and Human Services, Department of	Direct		5 R01 HL147527-03	93.837	Cardiovascular Diseases Research	1,251,909	-
Health and Human Services, Department of	Direct		5 R01 HL149363-02	93.837	Cardiovascular Diseases Research	571,233	28,338
Health and Human Services, Department of	Direct		5 R01 HL150848-02	93.837	Cardiovascular Diseases Research	354,108	-
Health and Human Services, Department of	Direct		5 R01 HL151776-02	93.837	Cardiovascular Diseases Research	575,186	-
Health and Human Services, Department of	Direct		5 R01 HO132988-04	93.837	Cardiovascular Diseases Research	(21,247)	-
Health and Human Services, Department of	Direct		5 R01HL134569-04	93.837	Cardiovascular Diseases Research	552,600	-
Health and Human Services, Department of	Direct		5 R01HL148068-03	93.837	Cardiovascular Diseases Research	724,998	-
Health and Human Services, Department of	Direct		5 R21 HL153694-02	93.837	Cardiovascular Diseases Research	179,067	-
Health and Human Services, Department of	Direct		5 R25 HL108842-10	93.837	Cardiovascular Diseases Research	11,911	-
Health and Human Services, Department of	Direct		5 R25 HL147207-03	93.837	Cardiovascular Diseases Research	60,338	-
Health and Human Services, Department of	Direct		5 R34 HL130738-02	93.837	Cardiovascular Diseases Research	(18,786)	-
Health and Human Services, Department of	Direct		5 R35 HL135823-06	93.837	Cardiovascular Diseases Research	590,745	-
Health and Human Services, Department of	Direct		5 R35 HL135824-05	93.837	Cardiovascular Diseases Research	942,840	4,559
Health and Human Services, Department of	Direct		5 U01 HL135842-04	93.837	Cardiovascular Diseases Research	446,996	184,456
Health and Human Services, Department of	Direct		5 UG1 HL135665-05	93.837	Cardiovascular Diseases Research	380,365	-
Health and Human Services, Department of	Direct		5 UH3 HL145269-03	93.837	Cardiovascular Diseases Research	2,379,631	44,110
Health and Human Services, Department of	Direct		7 R01 HL094557-10	93.837	Cardiovascular Diseases Research	68,635	51,545
Health and Human Services, Department of	Direct		T32 HL007853	93.837	Cardiovascular Diseases Research	442,964	-
Health and Human Services, Department of	Direct		T32 HL076123	93.837	Cardiovascular Diseases Research	(3,989)	-
Health and Human Services, Department of	Direct		T32 HL125242	93.837	Cardiovascular Diseases Research	157,927	-
Health and Human Services, Department of	Direct		T32 HL125242-06	93.837	Cardiovascular Diseases Research	10,268	-
Health and Human Services, Department of	Pass-Through Brigham and Women's Hospital		120816	93.837	Cardiovascular Diseases Research	48,787	-
Health and Human Services, Department of	Pass-Through Brown University		00001264	93.837	Cardiovascular Diseases Research	18,669	-
Health and Human Services, Department of	Pass-Through California Northstate University		1	93.837	Cardiovascular Diseases Research	305,558	-
Health and Human Services, Department of	Pass-Through Case Western Reserve University		1153-SUB	93.837	Cardiovascular Diseases Research	45,793	-
Health and Human Services, Department of	Pass-Through Case Western Reserve University		RES511861	93.837	Cardiovascular Diseases Research	(25,438)	-
Health and Human Services, Department of	Pass-Through Case Western Reserve University		RES515474	93.837	Cardiovascular Diseases Research	99,717	-
Health and Human Services, Department of	Pass-Through Children's Hospital of Pittsburgh		0046317 (126441-4)	93.837	Cardiovascular Diseases Research	21,161	-
Health and Human Services, Department of	Pass-Through Cleveland Clinic Foundation (CCF)		1224-SUB	93.837	Cardiovascular Diseases Research	16,415	-
Health and Human Services, Department of	Pass-Through Cleveland Clinic Lerner College of Medicine		981-SUB	93.837	Cardiovascular Diseases Research	(248)	-
Health and Human Services, Department of	Pass-Through Drexel University		900049-6906-7022/U0205483	93.837	Cardiovascular Diseases Research	113,355	-
Health and Human Services, Department of	Pass-Through Drexel University		900125-2/PO U0222487	93.837	Cardiovascular Diseases Research	64,301	-
Health and Human Services, Department of	Pass-Through Duke University		A03-2183	93.837	Cardiovascular Diseases Research	(1,350)	-
Health and Human Services, Department of	Pass-Through Duke University		A03-3547	93.837	Cardiovascular Diseases Research	32,611	-
Health and Human Services, Department of	Pass-Through Emory University		A102030	93.837	Cardiovascular Diseases Research	202,243	-
Health and Human Services, Department of	Pass-Through Hektoen Institute for Medical Research, The		50811-324-UMICH	93.837	Cardiovascular Diseases Research	19,800	-
Health and Human Services, Department of	Pass-Through Hektoen Institute for Medical Research, The		50811-324-UMICH	93.837	Cardiovascular Diseases Research	6,211	-
Health and Human Services, Department of	Pass-Through Hutchinson, Fred, Cancer Research Center		0001024353	93.837	Cardiovascular Diseases Research	62,361	-
Health and Human Services, Department of	Pass-Through ImBio		Project Plan	93.837	Cardiovascular Diseases Research	178,348	-
Health and Human Services, Department of	Pass-Through Indiana University		IN4687798UM	93.837	Cardiovascular Diseases Research	(26)	-
Health and Human Services, Department of	Pass-Through Joslin Diabetes Center		100029	93.837	Cardiovascular Diseases Research	58,656	-
Health and Human Services, Department of	Pass-Through Massachusetts General Hospital		230189	93.837	Cardiovascular Diseases Research	47,156	-
Health and Human Services, Department of	Pass-Through Michigan State University		RC110505UM	93.837	Cardiovascular Diseases Research	150,453	-
Health and Human Services, Department of	Pass-Through Michigan State University		RC111435A	93.837	Cardiovascular Diseases Research	10,716	-
Health and Human Services, Department of	Pass-Through New England Research Institutes, Inc. dba HealthCore		Pediatric Heart Network Sub-Aw	93.837	Cardiovascular Diseases Research	10,472	-
Health and Human Services, Department of	Pass-Through New England Research Institutes, Inc. dba HealthCore		Procurement Services Agreement	93.837	Cardiovascular Diseases Research	8,267	-
Health and Human Services, Department of	Pass-Through New England Research Institutes, Inc. dba HealthCore		Service Agreement	93.837	Cardiovascular Diseases Research	34,260	-
Health and Human Services, Department of	Pass-Through New England Research Institutes, Inc. dba HealthCore		Service Agreement	93.837	Cardiovascular Diseases Research	82	-
Health and Human Services, Department of	Pass-Through New England Research Institutes, Inc. dba HealthCore		Services Agreement	93.837	Cardiovascular Diseases Research	28,985	-
Health and Human Services, Department of	Pass-Through New England Research Institutes, Inc. dba HealthCore		SERVICES AGREEMENT for Ox Bio	93.837	Cardiovascular Diseases Research	10,696	-
Health and Human Services, Department of	Pass-Through New England Research Institutes, Inc. dba HealthCore		Sub-Award Agreement	93.837	Cardiovascular Diseases Research	10,716	-
Health and Human Services, Department of	Pass-Through New England Research Institutes, Inc. dba HealthCore		Sub-Award Agreement	93.837	Cardiovascular Diseases Research	(4,902)	-
Health and Human Services, Department of	Pass-Through New England Research Institutes, Inc. dba HealthCore		Subcontract Agreement	93.837	Cardiovascular Diseases Research	14,613	-
Health and Human Services, Department of	Pass-Through New England Research Institutes, Inc. dba HealthCore		Subcontract Agreement	93.837	Cardiovascular Diseases Research	7,783	-
Health and Human Services, Department of	Pass-Through New York University Grossman School of Medicine		18-A0-00-1001368	93.837	Cardiovascular Diseases Research	63,586	-
Health and Human Services, Department of	Pass-Through New York University Grossman School of Medicine		18-A0-00-1001368	93.837	Cardiovascular Diseases Research	54,234	-
Health and Human Services, Department of	Pass-Through NOTA Laboratories LLC		Roundtable Research Agreement	93.837	Cardiovascular Diseases Research	40,985	-
Health and Human Services, Department of	Pass-Through NOTA Laboratories LLC		SBR Research Agreement	93.837	Cardiovascular Diseases Research	16,078	-
Health and Human Services, Department of	Pass-Through Pennsylvania State University		UMICHHL153231	93.837	Cardiovascular Diseases Research	12,303	-
Health and Human Services, Department of	Pass-Through Purdue University		11000678-005	93.837	Cardiovascular Diseases Research	13	-
Health and Human Services, Department of	Pass-Through San Francisco State University		S18-0010	93.837	Cardiovascular Diseases Research	19,065	-
Health and Human Services, Department of	Pass-Through St. Luke's Hospital		Agreement	93.837	Cardiovascular Diseases Research	31,262	-

University of Michigan
 Schedule of Expenditures of Federal Awards
 For the Year Ended June 30, 2021

Cluster Title/Federal Grantor/Program	Type	Pass-Through Grantor	Award Identifier	Assistance Listing		Federal Expenditures	Passed-Through to Subrecipients
				Number	Assistance Listing Program Title		
Health and Human Services, Department of	Pass-Through	The Children's Hospital of Philadelphia	3210920617	93.837	Cardiovascular Diseases Research	87,413	-
Health and Human Services, Department of	Pass-Through	The Miriam Hospital	7107147197	93.837	Cardiovascular Diseases Research	43,502	-
Health and Human Services, Department of	Pass-Through	The University of Texas Health Science Center at Houston	SA0000636	93.837	Cardiovascular Diseases Research	60,481	-
Health and Human Services, Department of	Pass-Through	University of Cincinnati	013051-00003	93.837	Cardiovascular Diseases Research	60,741	-
Health and Human Services, Department of	Pass-Through	University of Minnesota	P006116203	93.837	Cardiovascular Diseases Research	20,534	-
Health and Human Services, Department of	Pass-Through	University of Missouri	C00059617-1	93.837	Cardiovascular Diseases Research	(905)	-
Health and Human Services, Department of	Pass-Through	University of North Carolina at Chapel Hill	5110534	93.837	Cardiovascular Diseases Research	277,936	-
Health and Human Services, Department of	Pass-Through	University of Virginia	GB10678	93.837	Cardiovascular Diseases Research	5,400	-
Health and Human Services, Department of	Pass-Through	University of Virginia	GB10678.PO#2306902	93.837	Cardiovascular Diseases Research	9,092	-
Health and Human Services, Department of	Pass-Through	University of Virginia	GB10705.PO#2152738	93.837	Cardiovascular Diseases Research	361,555	-
Health and Human Services, Department of	Pass-Through	University of Wisconsin	0000000774	93.837	Cardiovascular Diseases Research	14,061	-
						\$ 31,525,840	\$ 1,837,195
Health and Human Services, Department of	Direct		1 F31 HL158003-01	93.838	Lung Diseases Research	6,459	-
Health and Human Services, Department of	Direct		1 F32 HL150954-01	93.838	Lung Diseases Research	69,894	-
Health and Human Services, Department of	Direct		1 K08 HL153799-01A1	93.838	Lung Diseases Research	22,670	-
Health and Human Services, Department of	Direct		1 K23 HL157364-01	93.838	Lung Diseases Research	23,353	-
Health and Human Services, Department of	Direct		1 R01 HL143339 01A1	93.838	Lung Diseases Research	111,770	-
Health and Human Services, Department of	Direct		1 R35 HL155169-01	93.838	Lung Diseases Research	163,015	-
Health and Human Services, Department of	Direct		3 K23HL136934-03S1	93.838	Lung Diseases Research	136,294	-
Health and Human Services, Department of	Direct		4 U01 HL128952-05	93.838	Lung Diseases Research	146,367	-
Health and Human Services, Department of	Direct		4 U01HL128952-05	93.838	Lung Diseases Research	(19,306)	-
Health and Human Services, Department of	Direct		5 F31 HL149150-03	93.838	Lung Diseases Research	36,934	-
Health and Human Services, Department of	Direct		5 F31 HL149277-02	93.838	Lung Diseases Research	32,296	-
Health and Human Services, Department of	Direct		5 F31 HL152509-02	93.838	Lung Diseases Research	32,841	-
Health and Human Services, Department of	Direct		5 F31 HL152531-02	93.838	Lung Diseases Research	44,896	-
Health and Human Services, Department of	Direct		5 F32 HL149182-02	93.838	Lung Diseases Research	55,996	-
Health and Human Services, Department of	Direct		5 F32 HL149337-02	93.838	Lung Diseases Research	71,734	-
Health and Human Services, Department of	Direct		5 K01 HL136687-05	93.838	Lung Diseases Research	122,575	-
Health and Human Services, Department of	Direct		5 K08 HL130430-05	93.838	Lung Diseases Research	134,648	-
Health and Human Services, Department of	Direct		5 K08 HL149051-03	93.838	Lung Diseases Research	180,525	-
Health and Human Services, Department of	Direct		5 K23 HL140165-04	93.838	Lung Diseases Research	165,576	-
Health and Human Services, Department of	Direct		5 K23HL151751-02	93.838	Lung Diseases Research	124,058	-
Health and Human Services, Department of	Direct		5 K24 HL138188-05	93.838	Lung Diseases Research	94,672	-
Health and Human Services, Department of	Direct		5 R00 HL139996-04	93.838	Lung Diseases Research	296,487	-
Health and Human Services, Department of	Direct		5 R01 HL078871-10	93.838	Lung Diseases Research	(19,438)	-
Health and Human Services, Department of	Direct		5 R01 HL108904-09	93.838	Lung Diseases Research	343,725	-
Health and Human Services, Department of	Direct		5 R01 HL114858-08	93.838	Lung Diseases Research	(17,780)	-
Health and Human Services, Department of	Direct		5 R01 HL116434-08	93.838	Lung Diseases Research	630,439	-
Health and Human Services, Department of	Direct		5 R01 HL119215-09	93.838	Lung Diseases Research	490,006	-
Health and Human Services, Department of	Direct		5 R01 HL121774-04	93.838	Lung Diseases Research	369,045	234,523
Health and Human Services, Department of	Direct		5 R01 HL127203-05	93.838	Lung Diseases Research	(2,487)	-
Health and Human Services, Department of	Direct		5 R01 HL131608-06	93.838	Lung Diseases Research	242,543	-
Health and Human Services, Department of	Direct		5 R01 HL134369-04	93.838	Lung Diseases Research	32,671	-
Health and Human Services, Department of	Direct		5 R01 HL136647-04	93.838	Lung Diseases Research	207,816	73,519
Health and Human Services, Department of	Direct		5 R01 HL137816-04	93.838	Lung Diseases Research	457,399	63,775
Health and Human Services, Department of	Direct		5 R01 HL138013-02	93.838	Lung Diseases Research	(234)	-
Health and Human Services, Department of	Direct		5 R01 HL138417-04	93.838	Lung Diseases Research	563,398	-
Health and Human Services, Department of	Direct		5 R01 HL140572-04	93.838	Lung Diseases Research	385,346	-
Health and Human Services, Department of	Direct		5 R01 HL144660-03	93.838	Lung Diseases Research	492,072	-
Health and Human Services, Department of	Direct		5 R01 HL144849-03	93.838	Lung Diseases Research	294,267	-
Health and Human Services, Department of	Direct		5 R01 HL145709-02	93.838	Lung Diseases Research	351,379	38,891
Health and Human Services, Department of	Direct		5 R01 HL147261-02	93.838	Lung Diseases Research	508,306	75,412
Health and Human Services, Department of	Direct		5 R01 HL147920-02	93.838	Lung Diseases Research	281,797	-
Health and Human Services, Department of	Direct		5 R01 HL149910-02	93.838	Lung Diseases Research	470,995	134,442
Health and Human Services, Department of	Direct		5 R01 HL150023-02	93.838	Lung Diseases Research	485,153	37,137
Health and Human Services, Department of	Direct		5 R01HL094622-11	93.838	Lung Diseases Research	407,115	-
Health and Human Services, Department of	Direct		5 R01HL127203-07	93.838	Lung Diseases Research	490,420	-
Health and Human Services, Department of	Direct		5 R01HL139690 03	93.838	Lung Diseases Research	381,680	62,799
Health and Human Services, Department of	Direct		5 R01HL144599-03	93.838	Lung Diseases Research	415,542	-
Health and Human Services, Department of	Direct		5 R01HL153519-02	93.838	Lung Diseases Research	260,513	36,878
Health and Human Services, Department of	Direct		5 R21 HL140995-02	93.838	Lung Diseases Research	41,357	-
Health and Human Services, Department of	Direct		5 R35 HL144481-03	93.838	Lung Diseases Research	673,898	-
Health and Human Services, Department of	Direct		5 R35HL144979-03	93.838	Lung Diseases Research	962,215	-
Health and Human Services, Department of	Direct		5 R35HL150682-02	93.838	Lung Diseases Research	875,672	-
Health and Human Services, Department of	Direct		5 R61HL154095-02	93.838	Lung Diseases Research	207,485	96,645
Health and Human Services, Department of	Direct		5 U01 HL131072-04	93.838	Lung Diseases Research	406,041	138,522
Health and Human Services, Department of	Direct		5 U01 HL137182-03	93.838	Lung Diseases Research	198,017	-
Health and Human Services, Department of	Direct		5 U01 HL143453-02	93.838	Lung Diseases Research	146,141	88,867
Health and Human Services, Department of	Direct		5 U24 HL145265-02	93.838	Lung Diseases Research	261,799	-
Health and Human Services, Department of	Direct		SU01HL123031-07	93.838	Lung Diseases Research	397,000	73,688
Health and Human Services, Department of	Direct		T32 HL007517	93.838	Lung Diseases Research	351,026	-
Health and Human Services, Department of	Direct		T32 HL007749	93.838	Lung Diseases Research	123	-

University of Michigan
 Schedule of Expenditures of Federal Awards
 For the Year Ended June 30, 2021

Cluster Title/Federal Grantor/Program	Type	Pass-Through Grantor	Award Identifier	Assistance Listing		Federal Expenditures	Passed-Through to Subrecipients
				Number	Assistance Listing Program Title		
Health and Human Services, Department of	Direct		T32 HL007749	93.838	Lung Diseases Research	638,938	-
Health and Human Services, Department of	Direct		T35 HL007690	93.838	Lung Diseases Research	160,104	-
Health and Human Services, Department of	Pass-Through Cincinnati Children's Hospital Medical Center (CCHMC)		138002	93.838	Lung Diseases Research	(2,648)	-
Health and Human Services, Department of	Pass-Through Cincinnati Children's Hospital Medical Center (CCHMC)		138002	93.838	Lung Diseases Research	36,347	-
Health and Human Services, Department of	Pass-Through Columbia University		7(GG015835-02)	93.838	Lung Diseases Research	175,082	-
Health and Human Services, Department of	Pass-Through COPD Foundation, Inc		001	93.838	Lung Diseases Research	25,744	-
Health and Human Services, Department of	Pass-Through Cornell University		193571.11	93.838	Lung Diseases Research	14,011	-
Health and Human Services, Department of	Pass-Through Cornell University		203539-11/po4100666399	93.838	Lung Diseases Research	284,513	-
Health and Human Services, Department of	Pass-Through Georgia Institute of Technology		RJ062-G1 / AWD-101434-G1	93.838	Lung Diseases Research	348,860	-
Health and Human Services, Department of	Pass-Through Hektoen Institute for Medical Research, The		50636-R01-UMICH01	93.838	Lung Diseases Research	(25,554)	-
Health and Human Services, Department of	Pass-Through Hektoen Institute for Medical Research, The		50636-R01-UMICH01	93.838	Lung Diseases Research	134,739	-
Health and Human Services, Department of	Pass-Through Hektoen Institute for Medical Research, The		50639-R01-UMICH01	93.838	Lung Diseases Research	17,302	-
Health and Human Services, Department of	Pass-Through ImBio		29-2	93.838	Lung Diseases Research	(35,747)	-
Health and Human Services, Department of	Pass-Through ImBio		29-3	93.838	Lung Diseases Research	237,524	-
Health and Human Services, Department of	Pass-Through Indiana University		8496-UM	93.838	Lung Diseases Research	23,675	-
Health and Human Services, Department of	Pass-Through Indiana University		8496-UM	93.838	Lung Diseases Research	5,623	-
Health and Human Services, Department of	Pass-Through Massachusetts General Hospital		224404	93.838	Lung Diseases Research	(617)	-
Health and Human Services, Department of	Pass-Through Massachusetts General Hospital		224404	93.838	Lung Diseases Research	134,644	-
Health and Human Services, Department of	Pass-Through Massachusetts General Hospital		235341	93.838	Lung Diseases Research	(858)	-
Health and Human Services, Department of	Pass-Through National Jewish Health		20051813	93.838	Lung Diseases Research	7,983	-
Health and Human Services, Department of	Pass-Through National Jewish Health		20051814	93.838	Lung Diseases Research	76,133	-
Health and Human Services, Department of	Pass-Through National Jewish Health		20112504	93.838	Lung Diseases Research	22,208	-
Health and Human Services, Department of	Pass-Through National Jewish Health		20114603_Mich Sub	93.838	Lung Diseases Research	6,923	-
Health and Human Services, Department of	Pass-Through Northwestern University		60053561 MICH	93.838	Lung Diseases Research	(6,206)	-
Health and Human Services, Department of	Pass-Through Northwestern University		60053561 MICH	93.838	Lung Diseases Research	43,910	-
Health and Human Services, Department of	Pass-Through NOTA Laboratories LLC		Sub-Contract	93.838	Lung Diseases Research	3,664	-
Health and Human Services, Department of	Pass-Through Ohio State University, The		60075202	93.838	Lung Diseases Research	23,201	-
Health and Human Services, Department of	Pass-Through University of Alabama at Birmingham (UAB)		000514640-SP004-SC003	93.838	Lung Diseases Research	7,011	-
Health and Human Services, Department of	Pass-Through University of California - San Francisco		10443sc	93.838	Lung Diseases Research	(8)	-
Health and Human Services, Department of	Pass-Through University of California - San Francisco		10443sc	93.838	Lung Diseases Research	(639)	-
Health and Human Services, Department of	Pass-Through University of California - San Francisco		10443sc	93.838	Lung Diseases Research	406,251	-
Health and Human Services, Department of	Pass-Through University of California - San Francisco		10443sc	93.838	Lung Diseases Research	25,519	-
Health and Human Services, Department of	Pass-Through University of North Carolina at Chapel Hill		5114594	93.838	Lung Diseases Research	6,056	-
Health and Human Services, Department of	Pass-Through University of North Carolina at Chapel Hill		5118115	93.838	Lung Diseases Research	59,258	-
Health and Human Services, Department of	Pass-Through University of Pennsylvania		577454	93.838	Lung Diseases Research	(6,679)	-
Health and Human Services, Department of	Pass-Through University of Pennsylvania		579545	93.838	Lung Diseases Research	36,192	-
Health and Human Services, Department of	Pass-Through University of Pennsylvania		579564	93.838	Lung Diseases Research	16,795	-
Health and Human Services, Department of	Pass-Through University of Washington		UWSC9344	93.838	Lung Diseases Research	31,536	-
Health and Human Services, Department of	Pass-Through University of Wisconsin		0000000143	93.838	Lung Diseases Research	9,067	-
Health and Human Services, Department of	Pass-Through Wayne State University		WSU16126-A3	93.838	Lung Diseases Research	(9,023)	-
Health and Human Services, Department of	Pass-Through Weill Cornell Medical College of Cornell University		191156-23	93.838	Lung Diseases Research	272,260	-
Health and Human Services, Department of	Pass-Through Weill Cornell Medical College of Cornell University		192243	93.838	Lung Diseases Research	140,011	-
Health and Human Services, Department of	Pass-Through Weill Cornell Medical College of Cornell University		193574-9	93.838	Lung Diseases Research	2,777	-
Health and Human Services, Department of	Pass-Through Weill Cornell Medical College of Cornell University		201090-01	93.838	Lung Diseases Research	24,506	-
Health and Human Services, Department of	Pass-Through Weill Cornell Medical College of Cornell University		203539-10	93.838	Lung Diseases Research	202,761	-
Health and Human Services, Department of	Pass-Through Weill Cornell Medical College of Cornell University		210892-01	93.838	Lung Diseases Research	26,438	-
						\$ 18,695,803	\$ 1,155,098
Health and Human Services, Department of	Direct		1 K08 HL155408-01	93.839	Blood Diseases and Resources Research	\$ 62,017	\$ -
Health and Human Services, Department of	Direct		1 R56HL153068-01	93.839	Blood Diseases and Resources Research	270,783	-
Health and Human Services, Department of	Direct		5 K99 HL136784-02	93.839	Blood Diseases and Resources Research	(49)	-
Health and Human Services, Department of	Direct		5 F31 HL152563-02	93.839	Blood Diseases and Resources Research	42,616	-
Health and Human Services, Department of	Direct		5 F32 HL149280-02	93.839	Blood Diseases and Resources Research	9,029	-
Health and Human Services, Department of	Direct		5 K01 HL135392-05	93.839	Blood Diseases and Resources Research	180,798	-
Health and Human Services, Department of	Direct		5 K08 HL128794-05	93.839	Blood Diseases and Resources Research	(1,632)	-
Health and Human Services, Department of	Direct		5 P01 HL146372-03	93.839	Blood Diseases and Resources Research	1,818,240	1,042,906
Health and Human Services, Department of	Direct		5 P01 HL149633-02	93.839	Blood Diseases and Resources Research	1,586,695	-
Health and Human Services, Department of	Direct		5 R01 HL039693-25	93.839	Blood Diseases and Resources Research	(1,681)	(1,681)
Health and Human Services, Department of	Direct		5 R01 HL055374-19	93.839	Blood Diseases and Resources Research	(17,761)	-
Health and Human Services, Department of	Direct		5 R01 HL128046-05	93.839	Blood Diseases and Resources Research	109,125	-
Health and Human Services, Department of	Direct		5 R01 HL132392-05	93.839	Blood Diseases and Resources Research	(234,920)	-
Health and Human Services, Department of	Direct		5 R01 HL136420-04	93.839	Blood Diseases and Resources Research	330,064	9,142
Health and Human Services, Department of	Direct		5 R01 HL137919-05	93.839	Blood Diseases and Resources Research	522,509	10,145
Health and Human Services, Department of	Direct		5 R01 HL141399-04	93.839	Blood Diseases and Resources Research	483,944	-
Health and Human Services, Department of	Direct		5 R01 HL146354-03	93.839	Blood Diseases and Resources Research	366,277	-
Health and Human Services, Department of	Direct		5 R01 HL148333-03	93.839	Blood Diseases and Resources Research	761,534	-
Health and Human Services, Department of	Direct		5 R01 HL150392-02	93.839	Blood Diseases and Resources Research	415,365	-
Health and Human Services, Department of	Direct		5 R01 HL150707-02	93.839	Blood Diseases and Resources Research	386,876	-
Health and Human Services, Department of	Direct		5 R01 HL152605-02	93.839	Blood Diseases and Resources Research	439,444	-
Health and Human Services, Department of	Direct		5 R01HL055374-22	93.839	Blood Diseases and Resources Research	612,264	-
Health and Human Services, Department of	Direct		5 R01HL144550-02	93.839	Blood Diseases and Resources Research	530,455	137,937
Health and Human Services, Department of	Direct		5 R03 HL 154205-02	93.839	Blood Diseases and Resources Research	24,482	-
Health and Human Services, Department of	Direct		5 R35 HL135793-05	93.839	Blood Diseases and Resources Research	679,956	-

University of Michigan
 Schedule of Expenditures of Federal Awards
 For the Year Ended June 30, 2021

Cluster Title/Federal Grantor/Program	Type	Pass-Through Grantor	Award Identifier	Assistance Listing		Federal Expenditures	Passed-Through to Subrecipients
				Number	Assistance Listing Program Title		
Health and Human Services, Department of	Direct		5 R35 HL150784-02	93.839	Blood Diseases and Resources Research	622,780	-
Health and Human Services, Department of	Direct		5 UG1HL069330-21	93.839	Blood Diseases and Resources Research	124,850	-
Health and Human Services, Department of	Direct		7 UM1 HL120877-05	93.839	Blood Diseases and Resources Research	1,442,886	1,172,969
Health and Human Services, Department of	Direct		T32 HL007622	93.839	Blood Diseases and Resources Research	441,409	-
Health and Human Services, Department of	Pass-Through	Baylor College of Medicine	PO#7000001031	93.839	Blood Diseases and Resources Research	31,417	-
Health and Human Services, Department of	Pass-Through	Case Western Reserve University	RES516041	93.839	Blood Diseases and Resources Research	6,376	-
Health and Human Services, Department of	Pass-Through	Cincinnati Children's Hospital Medical Center (CCHMC)	302525-PO3100580964	93.839	Blood Diseases and Resources Research	2,798	-
Health and Human Services, Department of	Pass-Through	Hutchinson, Fred, Cancer Research Center	0000996107	93.839	Blood Diseases and Resources Research	(5,048)	-
Health and Human Services, Department of	Pass-Through	Hutchinson, Fred, Cancer Research Center	0001028641	93.839	Blood Diseases and Resources Research	107,449	-
Health and Human Services, Department of	Pass-Through	Hutchinson, Fred, Cancer Research Center	0001044377	93.839	Blood Diseases and Resources Research	44,520	-
Health and Human Services, Department of	Pass-Through	Massachusetts General Hospital	230952	93.839	Blood Diseases and Resources Research	12,837	-
Health and Human Services, Department of	Pass-Through	North Carolina State University	2018-1327-01	93.839	Blood Diseases and Resources Research	71,062	-
Health and Human Services, Department of	Pass-Through	State University of New York (SUNY)	1146045-81096	93.839	Blood Diseases and Resources Research	144,983	-
Health and Human Services, Department of	Pass-Through	State University of New York (SUNY)	1146045-81096	93.839	Blood Diseases and Resources Research	34,151	-
Health and Human Services, Department of	Pass-Through	The University of Texas Health Science Center at Houston	0013267E	93.839	Blood Diseases and Resources Research	3,963	-
Health and Human Services, Department of	Pass-Through	The University of Texas Health Science Center at Houston	0014251C	93.839	Blood Diseases and Resources Research	5,918	-
Health and Human Services, Department of	Pass-Through	University of Georgia	SU800001636	93.839	Blood Diseases and Resources Research	45,717	-
Health and Human Services, Department of	Pass-Through	University of Illinois-Urbana-Champaign	092532-17155	93.839	Blood Diseases and Resources Research	276,560	-
Health and Human Services, Department of	Pass-Through	University of Rochester	417817G / UR FAO GR511100	93.839	Blood Diseases and Resources Research	53,453	-
Health and Human Services, Department of	Pass-Through	University of Tennessee - Health Science Center	20-2420-Mich	93.839	Blood Diseases and Resources Research	157	-
Health and Human Services, Department of	Pass-Through	University of Tennessee - Health Science Center	20-3203-MICH	93.839	Blood Diseases and Resources Research	113,780	-
Health and Human Services, Department of	Pass-Through	University of Tennessee - Health Science Center	21-3233-MICH	93.839	Blood Diseases and Resources Research	40,161	-
						\$ 12,998,609	\$ 2,371,418
Health and Human Services, Department of	Direct		5 K12HL138039-05	93.840	Translation and Implementation Science Research for Heart, Lung, Blood Diseases, and Sleep Disorders	\$ 758,453	\$ -
Health and Human Services, Department of	Pass-Through	Johns Hopkins University	2004913428	93.840	Translation and Implementation Science Research for Heart, Lung, Blood Diseases, and Sleep Disorders	34,483	-
						\$ 792,936	\$ -
Health and Human Services, Department of	Direct		1 F31 AR078592-01	93.846	Arthritis, Musculoskeletal and Skin Diseases Research	\$ 6,147	\$ -
Health and Human Services, Department of	Direct		1 R01 AR077538 01A1	93.846	Arthritis, Musculoskeletal and Skin Diseases Research	5,611	-
Health and Human Services, Department of	Direct		1 R21 AR07774101-A1	93.846	Arthritis, Musculoskeletal and Skin Diseases Research	3,100	-
Health and Human Services, Department of	Direct		1 R56 AR076384-01A1	93.846	Arthritis, Musculoskeletal and Skin Diseases Research	239,848	-
Health and Human Services, Department of	Direct		1 R56AR075638-01A1	93.846	Arthritis, Musculoskeletal and Skin Diseases Research	184,601	-
Health and Human Services, Department of	Direct		1-R13AR076206-01	93.846	Arthritis, Musculoskeletal and Skin Diseases Research	3,442	2,474
Health and Human Services, Department of	Direct		2 R56AR04204724-A1	93.846	Arthritis, Musculoskeletal and Skin Diseases Research	449,550	-
Health and Human Services, Department of	Direct		3 U19AR076734 01S2	93.846	Arthritis, Musculoskeletal and Skin Diseases Research	1,237,587	-
Health and Human Services, Department of	Direct		4 R33 AR073014-03	93.846	Arthritis, Musculoskeletal and Skin Diseases Research	134,558	-
Health and Human Services, Department of	Direct		5 F31 AR077988-02	93.846	Arthritis, Musculoskeletal and Skin Diseases Research	34,708	-
Health and Human Services, Department of	Direct		5 K01 AR070281 05	93.846	Arthritis, Musculoskeletal and Skin Diseases Research	137,558	-
Health and Human Services, Department of	Direct		5 K01 AR071503-04	93.846	Arthritis, Musculoskeletal and Skin Diseases Research	106,906	-
Health and Human Services, Department of	Direct		5 K01 AR072129-05	93.846	Arthritis, Musculoskeletal and Skin Diseases Research	111,819	-
Health and Human Services, Department of	Direct		5 K08 AR073933-03	93.846	Arthritis, Musculoskeletal and Skin Diseases Research	181,180	-
Health and Human Services, Department of	Direct		5 K24 AR063120-09	93.846	Arthritis, Musculoskeletal and Skin Diseases Research	137,579	-
Health and Human Services, Department of	Direct		5 K24 AR076975-02	93.846	Arthritis, Musculoskeletal and Skin Diseases Research	104,910	-
Health and Human Services, Department of	Direct		5 P30 AR069620-05	93.846	Arthritis, Musculoskeletal and Skin Diseases Research	655,465	-
Health and Human Services, Department of	Direct		5 P30 AR075043-03	93.846	Arthritis, Musculoskeletal and Skin Diseases Research	719,985	-
Health and Human Services, Department of	Direct		5 P50 AR070600-05	93.846	Arthritis, Musculoskeletal and Skin Diseases Research	986,378	-
Health and Human Services, Department of	Direct		5 R01 AR042742-24	93.846	Arthritis, Musculoskeletal and Skin Diseases Research	339,751	-
Health and Human Services, Department of	Direct		5 R01 AR044232-25	93.846	Arthritis, Musculoskeletal and Skin Diseases Research	216,202	-
Health and Human Services, Department of	Direct		5 R01 AR054821-11	93.846	Arthritis, Musculoskeletal and Skin Diseases Research	274,497	-
Health and Human Services, Department of	Direct		5 R01 AR059085-10	93.846	Arthritis, Musculoskeletal and Skin Diseases Research	318,597	-
Health and Human Services, Department of	Direct		5 R01 AR060350-10	93.846	Arthritis, Musculoskeletal and Skin Diseases Research	428,163	134,632
Health and Human Services, Department of	Direct		5 R01 AR062636-05	93.846	Arthritis, Musculoskeletal and Skin Diseases Research	104,328	-
Health and Human Services, Department of	Direct		5 R01 AR065424-05	93.846	Arthritis, Musculoskeletal and Skin Diseases Research	(42,557)	-
Health and Human Services, Department of	Direct		5 R01 AR066028-06	93.846	Arthritis, Musculoskeletal and Skin Diseases Research	242,727	-
Health and Human Services, Department of	Direct		5 R01 AR067744-05	93.846	Arthritis, Musculoskeletal and Skin Diseases Research	229,744	-
Health and Human Services, Department of	Direct		5 R01 AR068428-05	93.846	Arthritis, Musculoskeletal and Skin Diseases Research	262,494	-
Health and Human Services, Department of	Direct		5 R01 AR068452-04	93.846	Arthritis, Musculoskeletal and Skin Diseases Research	374,694	82,132
Health and Human Services, Department of	Direct		5 R01 AR069071-05	93.846	Arthritis, Musculoskeletal and Skin Diseases Research	187,223	64,385
Health and Human Services, Department of	Direct		5 R01 AR069303-05	93.846	Arthritis, Musculoskeletal and Skin Diseases Research	313,100	-
Health and Human Services, Department of	Direct		5 R01 AR074070-03	93.846	Arthritis, Musculoskeletal and Skin Diseases Research	187,850	33,784
Health and Human Services, Department of	Direct		5 R01 AR071379-04	93.846	Arthritis, Musculoskeletal and Skin Diseases Research	6,158	-
Health and Human Services, Department of	Direct		5 R01 AR071384-05	93.846	Arthritis, Musculoskeletal and Skin Diseases Research	354,645	13,832
Health and Human Services, Department of	Direct		5 R01 AR073022-02	93.846	Arthritis, Musculoskeletal and Skin Diseases Research	25,153	-
Health and Human Services, Department of	Direct		5 R01 AR074079-02	93.846	Arthritis, Musculoskeletal and Skin Diseases Research	242,085	74,879
Health and Human Services, Department of	Direct		5 R01 AR074930-03	93.846	Arthritis, Musculoskeletal and Skin Diseases Research	572,261	-
Health and Human Services, Department of	Direct		5 R01 AR075168 03	93.846	Arthritis, Musculoskeletal and Skin Diseases Research	377,462	-
Health and Human Services, Department of	Direct		5 R01AR063611 08	93.846	Arthritis, Musculoskeletal and Skin Diseases Research	951,646	221,951
Health and Human Services, Department of	Direct		5 R21 AR072314-02	93.846	Arthritis, Musculoskeletal and Skin Diseases Research	7,650	-
Health and Human Services, Department of	Direct		5 R21 AR072336-02	93.846	Arthritis, Musculoskeletal and Skin Diseases Research	22,837	-
Health and Human Services, Department of	Direct		5 R21 AR072817-02	93.846	Arthritis, Musculoskeletal and Skin Diseases Research	123,539	-
Health and Human Services, Department of	Direct		5 R21 AR072931-02	93.846	Arthritis, Musculoskeletal and Skin Diseases Research	331	-

University of Michigan
 Schedule of Expenditures of Federal Awards
 For the Year Ended June 30, 2021

Cluster Title/Federal Grantor/Program	Type	Pass-Through Grantor	Award Identifier	Assistance Listing		Federal Expenditures	Passed-Through to Subrecipients
				Number	Assistance Listing Program Title		
Health and Human Services, Department of	Direct		5 R21 AR074011-02	93.846	Arthritis, Musculoskeletal and Skin Diseases Research	(820)	-
Health and Human Services, Department of	Direct		5 R21 AR074794-02	93.846	Arthritis, Musculoskeletal and Skin Diseases Research	9,724	-
Health and Human Services, Department of	Direct		5 R21 AR075197-02	93.846	Arthritis, Musculoskeletal and Skin Diseases Research	182,078	-
Health and Human Services, Department of	Direct		5 R61 AR078073-02	93.846	Arthritis, Musculoskeletal and Skin Diseases Research	221,847	11,844
Health and Human Services, Department of	Direct		5 U01 AR073485-03	93.846	Arthritis, Musculoskeletal and Skin Diseases Research	581,446	-
Health and Human Services, Department of	Direct		7 R01 AR042047-23	93.846	Arthritis, Musculoskeletal and Skin Diseases Research	(14,334)	-
Health and Human Services, Department of	Direct		7 R01 AR074997-03	93.846	Arthritis, Musculoskeletal and Skin Diseases Research	148,349	-
Health and Human Services, Department of	Direct		T32 AR007080	93.846	Arthritis, Musculoskeletal and Skin Diseases Research	287,726	-
Health and Human Services, Department of	Direct		T32 AR007197	93.846	Arthritis, Musculoskeletal and Skin Diseases Research	188,670	-
Health and Human Services, Department of	Pass-Through Cayman Chemical Company, Inc.		Subcontract	93.846	Arthritis, Musculoskeletal and Skin Diseases Research	241,585	-
Health and Human Services, Department of	Pass-Through Columbia Medical Center		1(GG012858-01)G01644	93.846	Arthritis, Musculoskeletal and Skin Diseases Research	6,776	-
Health and Human Services, Department of	Pass-Through Johns Hopkins University		2003835464	93.846	Arthritis, Musculoskeletal and Skin Diseases Research	38,854	-
Health and Human Services, Department of	Pass-Through Mayo Clinic		UOM-251431/PO #66541749	93.846	Arthritis, Musculoskeletal and Skin Diseases Research	(7,435)	-
Health and Human Services, Department of	Pass-Through Mayo Clinic		UOM-251431-01	93.846	Arthritis, Musculoskeletal and Skin Diseases Research	57,230	-
Health and Human Services, Department of	Pass-Through Mayo Clinic		UOM-251431-02	93.846	Arthritis, Musculoskeletal and Skin Diseases Research	8,535	-
Health and Human Services, Department of	Pass-Through MDI Therapeutics		Subcontract	93.846	Arthritis, Musculoskeletal and Skin Diseases Research	112,060	-
Health and Human Services, Department of	Pass-Through New York University		20-A0-SI-003268/117823	93.846	Arthritis, Musculoskeletal and Skin Diseases Research	66,122	-
Health and Human Services, Department of	Pass-Through Northwell Health		500678UMICH	93.846	Arthritis, Musculoskeletal and Skin Diseases Research	47,502	-
Health and Human Services, Department of	Pass-Through Northwell Health		500678-UMICH	93.846	Arthritis, Musculoskeletal and Skin Diseases Research	17,364	-
Health and Human Services, Department of	Pass-Through Northwestern University		60053466 UM	93.846	Arthritis, Musculoskeletal and Skin Diseases Research	18,121	-
Health and Human Services, Department of	Pass-Through The University of Texas Southwestern Medical Center		GMO210209 PO000002257	93.846	Arthritis, Musculoskeletal and Skin Diseases Research	37,376	-
Health and Human Services, Department of	Pass-Through The University of Texas Southwestern Medical Center		PO000002087 GM0211001	93.846	Arthritis, Musculoskeletal and Skin Diseases Research	13,980	-
Health and Human Services, Department of	Pass-Through University of Alabama at Birmingham (UAB)		000516313-001	93.846	Arthritis, Musculoskeletal and Skin Diseases Research	64,865	-
Health and Human Services, Department of	Pass-Through University of Illinois-Urbana-Champaign		101797-18182	93.846	Arthritis, Musculoskeletal and Skin Diseases Research	25,468	-
Health and Human Services, Department of	Pass-Through University of Iowa		S02003-01	93.846	Arthritis, Musculoskeletal and Skin Diseases Research	36,267	-
Health and Human Services, Department of	Pass-Through University of Minnesota		N008559001	93.846	Arthritis, Musculoskeletal and Skin Diseases Research	10,485	-
Health and Human Services, Department of	Pass-Through University of Pennsylvania		576598	93.846	Arthritis, Musculoskeletal and Skin Diseases Research	3,447	-
Health and Human Services, Department of	Pass-Through University of Pittsburgh		AWD00001277 (133933-17)	93.846	Arthritis, Musculoskeletal and Skin Diseases Research	321	-
Health and Human Services, Department of	Pass-Through University of Pittsburgh		AWD00001277 (133933-17)	93.846	Arthritis, Musculoskeletal and Skin Diseases Research	1,147	-
Health and Human Services, Department of	Pass-Through University of Wisconsin		0000000035	93.846	Arthritis, Musculoskeletal and Skin Diseases Research	2,558	-
Health and Human Services, Department of	Pass-Through University of Wisconsin		0000000093	93.846	Arthritis, Musculoskeletal and Skin Diseases Research	15,277	-
Health and Human Services, Department of	Pass-Through Washington State University		131344 SPC001583	93.846	Arthritis, Musculoskeletal and Skin Diseases Research	9,240	-
Health and Human Services, Department of	Pass-Through Washington University in St. Louis		WU-21-63	93.846	Arthritis, Musculoskeletal and Skin Diseases Research	81,578	-
						\$ 14,074,921	\$ 639,913
Health and Human Services, Department of	Direct		1 F32 DK115340-01A1	93.847	Diabetes, Digestive, and Kidney Diseases Extramural Research	417	-
Health and Human Services, Department of	Direct		1 F32 DK126232-01	93.847	Diabetes, Digestive, and Kidney Diseases Extramural Research	78,427	-
Health and Human Services, Department of	Direct		1 K01 DK119166-01A1	93.847	Diabetes, Digestive, and Kidney Diseases Extramural Research	76,308	-
Health and Human Services, Department of	Direct		1 K01 DK124450-01A1	93.847	Diabetes, Digestive, and Kidney Diseases Extramural Research	43,926	-
Health and Human Services, Department of	Direct		1 K23 DK124567-01A1	93.847	Diabetes, Digestive, and Kidney Diseases Extramural Research	39,871	-
Health and Human Services, Department of	Direct		1 K23 DK125529-01A1	93.847	Diabetes, Digestive, and Kidney Diseases Extramural Research	33,851	-
Health and Human Services, Department of	Direct		1 R01 DK121759-02	93.847	Diabetes, Digestive, and Kidney Diseases Extramural Research	430,604	-
Health and Human Services, Department of	Direct		1 R01 DK124862-01 A1	93.847	Diabetes, Digestive, and Kidney Diseases Extramural Research	325,504	-
Health and Human Services, Department of	Direct		1 R01 DK125687-01	93.847	Diabetes, Digestive, and Kidney Diseases Extramural Research	19,049	-
Health and Human Services, Department of	Direct		1 R01 DK125830-01A1	93.847	Diabetes, Digestive, and Kidney Diseases Extramural Research	112,278	-
Health and Human Services, Department of	Direct		1 R01 DK127531-01A1	93.847	Diabetes, Digestive, and Kidney Diseases Extramural Research	7,305	-
Health and Human Services, Department of	Direct		1 R21 DK124768-01A1	93.847	Diabetes, Digestive, and Kidney Diseases Extramural Research	76,966	-
Health and Human Services, Department of	Direct		1 R56 DK121787-01A1	93.847	Diabetes, Digestive, and Kidney Diseases Extramural Research	125,871	-
Health and Human Services, Department of	Direct		1 R56 DK126328-01	93.847	Diabetes, Digestive, and Kidney Diseases Extramural Research	185,660	-
Health and Human Services, Department of	Direct		1 R56 DK126647-01	93.847	Diabetes, Digestive, and Kidney Diseases Extramural Research	40,849	-
Health and Human Services, Department of	Direct		1 R56 DK126675-01	93.847	Diabetes, Digestive, and Kidney Diseases Extramural Research	207,645	-
Health and Human Services, Department of	Direct		2 R01 DK046409-28	93.847	Diabetes, Digestive, and Kidney Diseases Extramural Research	353,872	-
Health and Human Services, Department of	Direct		2 R01 DK079392-15	93.847	Diabetes, Digestive, and Kidney Diseases Extramural Research	2,344	-
Health and Human Services, Department of	Direct		2 R01 DK090262-10	93.847	Diabetes, Digestive, and Kidney Diseases Extramural Research	29,819	-
Health and Human Services, Department of	Direct		2 R01 DK107583-06A1	93.847	Diabetes, Digestive, and Kidney Diseases Extramural Research	85,222	-
Health and Human Services, Department of	Direct		2 R56 DK053904-18	93.847	Diabetes, Digestive, and Kidney Diseases Extramural Research	(192)	-
Health and Human Services, Department of	Direct		3 K08DK102526-05S1	93.847	Diabetes, Digestive, and Kidney Diseases Extramural Research	31,887	-
Health and Human Services, Department of	Direct		3U54DK083912-10S1	93.847	Diabetes, Digestive, and Kidney Diseases Extramural Research	438	-
Health and Human Services, Department of	Direct		4 R01 DK053904-17	93.847	Diabetes, Digestive, and Kidney Diseases Extramural Research	(8,410)	-
Health and Human Services, Department of	Direct		5 F30 DK117615-03	93.847	Diabetes, Digestive, and Kidney Diseases Extramural Research	29,131	-
Health and Human Services, Department of	Direct		5 F30 DK121463-02	93.847	Diabetes, Digestive, and Kidney Diseases Extramural Research	43,085	-
Health and Human Services, Department of	Direct		5 F31 DK117610-02	93.847	Diabetes, Digestive, and Kidney Diseases Extramural Research	(5,389)	-
Health and Human Services, Department of	Direct		5 F31 DK118811-03	93.847	Diabetes, Digestive, and Kidney Diseases Extramural Research	6,567	-
Health and Human Services, Department of	Direct		5 F31 DK122723-02	93.847	Diabetes, Digestive, and Kidney Diseases Extramural Research	37,070	-
Health and Human Services, Department of	Direct		5 F31 DK122724-03	93.847	Diabetes, Digestive, and Kidney Diseases Extramural Research	38,241	-
Health and Human Services, Department of	Direct		5 F31 DK122753-02	93.847	Diabetes, Digestive, and Kidney Diseases Extramural Research	37,154	-
Health and Human Services, Department of	Direct		5 F31 DK122761-02	93.847	Diabetes, Digestive, and Kidney Diseases Extramural Research	38,985	-
Health and Human Services, Department of	Direct		5 F31 DK125007-02	93.847	Diabetes, Digestive, and Kidney Diseases Extramural Research	41,329	-
Health and Human Services, Department of	Direct		5 F32 DK117522-02	93.847	Diabetes, Digestive, and Kidney Diseases Extramural Research	2,284	-
Health and Human Services, Department of	Direct		5 F32 DK117545-02	93.847	Diabetes, Digestive, and Kidney Diseases Extramural Research	5,697	-
Health and Human Services, Department of	Direct		5 F32 DK118800-02	93.847	Diabetes, Digestive, and Kidney Diseases Extramural Research	(311)	-
Health and Human Services, Department of	Direct		5 F32 DK120111-03	93.847	Diabetes, Digestive, and Kidney Diseases Extramural Research	71,338	-
Health and Human Services, Department of	Direct		5 F32 DK121469-02	93.847	Diabetes, Digestive, and Kidney Diseases Extramural Research	60,710	-

University of Michigan
 Schedule of Expenditures of Federal Awards
 For the Year Ended June 30, 2021

Cluster Title/Federal Grantor/Program	Type	Pass-Through Grantor	Award Identifier	Assistance Listing		Federal Expenditures	Passed-Through to Subrecipients
				Number	Assistance Listing Program Title		
Health and Human Services, Department of	Direct		5 F32 DK122654-02	93.847	Diabetes, Digestive, and Kidney Diseases Extramural Research	40,646	-
Health and Human Services, Department of	Direct		5 F32 DK122660-02	93.847	Diabetes, Digestive, and Kidney Diseases Extramural Research	74,590	-
Health and Human Services, Department of	Direct		5 F32 DK123887-02	93.847	Diabetes, Digestive, and Kidney Diseases Extramural Research	60,162	-
Health and Human Services, Department of	Direct		5 F32 DK126471-02	93.847	Diabetes, Digestive, and Kidney Diseases Extramural Research	75,147	-
Health and Human Services, Department of	Direct		5 F99 DK126121-02	93.847	Diabetes, Digestive, and Kidney Diseases Extramural Research	37,579	-
Health and Human Services, Department of	Direct		5 K01 DK106322-0551	93.847	Diabetes, Digestive, and Kidney Diseases Extramural Research	149,320	-
Health and Human Services, Department of	Direct		5 K01 DK107456-05	93.847	Diabetes, Digestive, and Kidney Diseases Extramural Research	153,137	-
Health and Human Services, Department of	Direct		5 K01 DK116928-04	93.847	Diabetes, Digestive, and Kidney Diseases Extramural Research	102,048	-
Health and Human Services, Department of	Direct		5 K08 DK106523-05	93.847	Diabetes, Digestive, and Kidney Diseases Extramural Research	58,759	-
Health and Human Services, Department of	Direct		5 K08 DK109116-05	93.847	Diabetes, Digestive, and Kidney Diseases Extramural Research	114,026	-
Health and Human Services, Department of	Direct		5 K08 DK120948-02	93.847	Diabetes, Digestive, and Kidney Diseases Extramural Research	143,886	-
Health and Human Services, Department of	Direct		5 K08 DK122114-03	93.847	Diabetes, Digestive, and Kidney Diseases Extramural Research	197,460	-
Health and Human Services, Department of	Direct		5 K08 DK123403-02	93.847	Diabetes, Digestive, and Kidney Diseases Extramural Research	134,175	-
Health and Human Services, Department of	Direct		5 K08 DK124449-02	93.847	Diabetes, Digestive, and Kidney Diseases Extramural Research	156,150	-
Health and Human Services, Department of	Direct		5 K08 DK124687-02	93.847	Diabetes, Digestive, and Kidney Diseases Extramural Research	134,654	-
Health and Human Services, Department of	Direct		5 K08DK115891-04	93.847	Diabetes, Digestive, and Kidney Diseases Extramural Research	145,440	-
Health and Human Services, Department of	Direct		5 K08DK125776-02	93.847	Diabetes, Digestive, and Kidney Diseases Extramural Research	144,306	-
Health and Human Services, Department of	Direct		5 K12 DK111011-05	93.847	Diabetes, Digestive, and Kidney Diseases Extramural Research	212,129	-
Health and Human Services, Department of	Direct		5 K23 DK101687-05	93.847	Diabetes, Digestive, and Kidney Diseases Extramural Research	1,512	-
Health and Human Services, Department of	Direct		5 K23 DK117055-03	93.847	Diabetes, Digestive, and Kidney Diseases Extramural Research	193,127	-
Health and Human Services, Department of	Direct		5 K23 DK118179-03	93.847	Diabetes, Digestive, and Kidney Diseases Extramural Research	232,827	-
Health and Human Services, Department of	Direct		5 K23 DK123413-02	93.847	Diabetes, Digestive, and Kidney Diseases Extramural Research	143,943	-
Health and Human Services, Department of	Direct		5 K23 DK123416-02	93.847	Diabetes, Digestive, and Kidney Diseases Extramural Research	139,066	-
Health and Human Services, Department of	Direct		5 K99 DK119366-02	93.847	Diabetes, Digestive, and Kidney Diseases Extramural Research	107,143	-
Health and Human Services, Department of	Direct		5 K99 DK127065-02	93.847	Diabetes, Digestive, and Kidney Diseases Extramural Research	63,297	-
Health and Human Services, Department of	Direct		5 P01 DK117821-03	93.847	Diabetes, Digestive, and Kidney Diseases Extramural Research	1,801,350	76,312
Health and Human Services, Department of	Direct		5 P30 DK020572-44	93.847	Diabetes, Digestive, and Kidney Diseases Extramural Research	1,897,151	64,390
Health and Human Services, Department of	Direct		5 P30 DK034933-35	93.847	Diabetes, Digestive, and Kidney Diseases Extramural Research	1,150,684	-
Health and Human Services, Department of	Direct		5 P30 DK089503-10	93.847	Diabetes, Digestive, and Kidney Diseases Extramural Research	1,599	-
Health and Human Services, Department of	Direct		5 P30 DK089503-12	93.847	Diabetes, Digestive, and Kidney Diseases Extramural Research	963,302	-
Health and Human Services, Department of	Direct		5 P30DK081943-14	93.847	Diabetes, Digestive, and Kidney Diseases Extramural Research	530,824	53,881
Health and Human Services, Department of	Direct		5 P30DK092926-10	93.847	Diabetes, Digestive, and Kidney Diseases Extramural Research	471,753	68,168
Health and Human Services, Department of	Direct		5 R00 DK099240-04	93.847	Diabetes, Digestive, and Kidney Diseases Extramural Research	310	-
Health and Human Services, Department of	Direct		5 R01 DK 119188-03	93.847	Diabetes, Digestive, and Kidney Diseases Extramural Research	461,534	-
Health and Human Services, Department of	Direct		5 R01 DK040344-30	93.847	Diabetes, Digestive, and Kidney Diseases Extramural Research	(66)	-
Health and Human Services, Department of	Direct		5 R01 DK042303-30	93.847	Diabetes, Digestive, and Kidney Diseases Extramural Research	381,969	-
Health and Human Services, Department of	Direct		5 R01 DK043140-24	93.847	Diabetes, Digestive, and Kidney Diseases Extramural Research	323,673	-
Health and Human Services, Department of	Direct		5 R01 DK046409-26	93.847	Diabetes, Digestive, and Kidney Diseases Extramural Research	(66,442)	-
Health and Human Services, Department of	Direct		5 R01 DK046960-28	93.847	Diabetes, Digestive, and Kidney Diseases Extramural Research	287,757	-
Health and Human Services, Department of	Direct		5 R01 DK048280-27	93.847	Diabetes, Digestive, and Kidney Diseases Extramural Research	470,764	-
Health and Human Services, Department of	Direct		5 R01 DK054222-20	93.847	Diabetes, Digestive, and Kidney Diseases Extramural Research	371,348	-
Health and Human Services, Department of	Direct		5 R01 DK055679-22	93.847	Diabetes, Digestive, and Kidney Diseases Extramural Research	615,199	-
Health and Human Services, Department of	Direct		5 R01 DK056731-23	93.847	Diabetes, Digestive, and Kidney Diseases Extramural Research	425,283	-
Health and Human Services, Department of	Direct		5 R01 DK059888-20	93.847	Diabetes, Digestive, and Kidney Diseases Extramural Research	382,159	-
Health and Human Services, Department of	Direct		5 R01 DK061379-18	93.847	Diabetes, Digestive, and Kidney Diseases Extramural Research	525,681	-
Health and Human Services, Department of	Direct		5 R01 DK066604-13	93.847	Diabetes, Digestive, and Kidney Diseases Extramural Research	(1,043)	-
Health and Human Services, Department of	Direct		5 R01 DK068400-17	93.847	Diabetes, Digestive, and Kidney Diseases Extramural Research	434,392	135,581
Health and Human Services, Department of	Direct		5 R01 DK068400-14	93.847	Diabetes, Digestive, and Kidney Diseases Extramural Research	(141)	-
Health and Human Services, Department of	Direct		5 R01 DK069950-14	93.847	Diabetes, Digestive, and Kidney Diseases Extramural Research	246,696	802
Health and Human Services, Department of	Direct		5 R01 DK071771-12	93.847	Diabetes, Digestive, and Kidney Diseases Extramural Research	427,256	24,596
Health and Human Services, Department of	Direct		5 R01 DK072564-25	93.847	Diabetes, Digestive, and Kidney Diseases Extramural Research	448,153	-
Health and Human Services, Department of	Direct		5 R01 DK073722-14	93.847	Diabetes, Digestive, and Kidney Diseases Extramural Research	212,512	-
Health and Human Services, Department of	Direct		5 R01 DK077966-10	93.847	Diabetes, Digestive, and Kidney Diseases Extramural Research	467,563	-
Health and Human Services, Department of	Direct		5 R01 DK079392-14	93.847	Diabetes, Digestive, and Kidney Diseases Extramural Research	92,743	-
Health and Human Services, Department of	Direct		5 R01 DK089763-09	93.847	Diabetes, Digestive, and Kidney Diseases Extramural Research	270,452	110,777
Health and Human Services, Department of	Direct		5 R01 DK089933-09	93.847	Diabetes, Digestive, and Kidney Diseases Extramural Research	(19,977)	-
Health and Human Services, Department of	Direct		5 R01 DK090262-09	93.847	Diabetes, Digestive, and Kidney Diseases Extramural Research	(8,161)	-
Health and Human Services, Department of	Direct		5 R01 DK091191-14	93.847	Diabetes, Digestive, and Kidney Diseases Extramural Research	(8,901)	-
Health and Human Services, Department of	Direct		5 R01 DK091267-09	93.847	Diabetes, Digestive, and Kidney Diseases Extramural Research	193,330	-
Health and Human Services, Department of	Direct		5 R01 DK093513-08	93.847	Diabetes, Digestive, and Kidney Diseases Extramural Research	302,584	37,010
Health and Human Services, Department of	Direct		5 R01 DK094777-09	93.847	Diabetes, Digestive, and Kidney Diseases Extramural Research	(408,050)	-
Health and Human Services, Department of	Direct		5 R01 DK095201-09	93.847	Diabetes, Digestive, and Kidney Diseases Extramural Research	279,415	-
Health and Human Services, Department of	Direct		5 R01 DK095782-09	93.847	Diabetes, Digestive, and Kidney Diseases Extramural Research	438,739	-
Health and Human Services, Department of	Direct		5 R01 DK101473-04	93.847	Diabetes, Digestive, and Kidney Diseases Extramural Research	(1,273)	-
Health and Human Services, Department of	Direct		5 R01 DK102456-07	93.847	Diabetes, Digestive, and Kidney Diseases Extramural Research	534,324	-
Health and Human Services, Department of	Direct		5 R01 DK102850-05	93.847	Diabetes, Digestive, and Kidney Diseases Extramural Research	157,756	-
Health and Human Services, Department of	Direct		5 R01 DK104733-05	93.847	Diabetes, Digestive, and Kidney Diseases Extramural Research	438,272	-
Health and Human Services, Department of	Direct		5 R01 DK104999-05	93.847	Diabetes, Digestive, and Kidney Diseases Extramural Research	235,489	-
Health and Human Services, Department of	Direct		5 R01 DK106188-05	93.847	Diabetes, Digestive, and Kidney Diseases Extramural Research	250,013	-
Health and Human Services, Department of	Direct		5 R01 DK106618-04	93.847	Diabetes, Digestive, and Kidney Diseases Extramural Research	(284)	-
Health and Human Services, Department of	Direct		5 R01 DK106618-06	93.847	Diabetes, Digestive, and Kidney Diseases Extramural Research	599,926	117,103
Health and Human Services, Department of	Direct		5 R01 DK106621-05	93.847	Diabetes, Digestive, and Kidney Diseases Extramural Research	84,606	41,105

University of Michigan
Schedule of Expenditures of Federal Awards
For the Year Ended June 30, 2021

Cluster Title/Federal Grantor/Program	Type	Pass-Through Grantor	Award Identifier	Assistance Listing		Federal Expenditures	Passed-Through to Subrecipients
				Number	Assistance Listing Program Title		
Health and Human Services, Department of	Direct		5 R01 DK107282-04	93.847	Diabetes, Digestive, and Kidney Diseases Extramural Research	71,182	-
Health and Human Services, Department of	Direct		5 R01 DK107535-06	93.847	Diabetes, Digestive, and Kidney Diseases Extramural Research	247,107	-
Health and Human Services, Department of	Direct		5 R01 DK107583-05	93.847	Diabetes, Digestive, and Kidney Diseases Extramural Research	248,095	-
Health and Human Services, Department of	Direct		5 R01 DK107730-05	93.847	Diabetes, Digestive, and Kidney Diseases Extramural Research	426,245	-
Health and Human Services, Department of	Direct		5 R01 DK107754-04	93.847	Diabetes, Digestive, and Kidney Diseases Extramural Research	303,139	-
Health and Human Services, Department of	Direct		5 R01 DK107904-05	93.847	Diabetes, Digestive, and Kidney Diseases Extramural Research	485,192	109,739
Health and Human Services, Department of	Direct		5 R01 DK107956-05	93.847	Diabetes, Digestive, and Kidney Diseases Extramural Research	382,302	-
Health and Human Services, Department of	Direct		5 R01 DK108805-04	93.847	Diabetes, Digestive, and Kidney Diseases Extramural Research	(1,063)	(1,063)
Health and Human Services, Department of	Direct		5 R01 DK108901-05	93.847	Diabetes, Digestive, and Kidney Diseases Extramural Research	393,806	-
Health and Human Services, Department of	Direct		5 R01 DK108921-05	93.847	Diabetes, Digestive, and Kidney Diseases Extramural Research	160,287	-
Health and Human Services, Department of	Direct		5 R01 DK109032-04	93.847	Diabetes, Digestive, and Kidney Diseases Extramural Research	197,716	8,218
Health and Human Services, Department of	Direct		5 R01 DK109948-06	93.847	Diabetes, Digestive, and Kidney Diseases Extramural Research	461,652	-
Health and Human Services, Department of	Direct		5 R01 DK109995-04	93.847	Diabetes, Digestive, and Kidney Diseases Extramural Research	188,098	-
Health and Human Services, Department of	Direct		5 R01 DK110273-05	93.847	Diabetes, Digestive, and Kidney Diseases Extramural Research	312,049	-
Health and Human Services, Department of	Direct		5 R01 DK110436-04	93.847	Diabetes, Digestive, and Kidney Diseases Extramural Research	(320,782)	-
Health and Human Services, Department of	Direct		5 R01 DK111174-04	93.847	Diabetes, Digestive, and Kidney Diseases Extramural Research	20,305	-
Health and Human Services, Department of	Direct		5 R01 DK111174-06	93.847	Diabetes, Digestive, and Kidney Diseases Extramural Research	596,203	-
Health and Human Services, Department of	Direct		5 R01 DK111465-05	93.847	Diabetes, Digestive, and Kidney Diseases Extramural Research	273,161	-
Health and Human Services, Department of	Direct		5 R01 DK112755-04	93.847	Diabetes, Digestive, and Kidney Diseases Extramural Research	425,249	-
Health and Human Services, Department of	Direct		5 R01 DK112800-05	93.847	Diabetes, Digestive, and Kidney Diseases Extramural Research	389,571	-
Health and Human Services, Department of	Direct		5 R01 DK114131-03	93.847	Diabetes, Digestive, and Kidney Diseases Extramural Research	171,760	-
Health and Human Services, Department of	Direct		5 R01 DK115190-04	93.847	Diabetes, Digestive, and Kidney Diseases Extramural Research	475,483	-
Health and Human Services, Department of	Direct		5 R01 DK115408-04	93.847	Diabetes, Digestive, and Kidney Diseases Extramural Research	664,012	1,703
Health and Human Services, Department of	Direct		5 R01 DK115474-03	93.847	Diabetes, Digestive, and Kidney Diseases Extramural Research	255,270	25,717
Health and Human Services, Department of	Direct		5 R01 DK115626-03	93.847	Diabetes, Digestive, and Kidney Diseases Extramural Research	268,506	-
Health and Human Services, Department of	Direct		5 R01 DK115583-04	93.847	Diabetes, Digestive, and Kidney Diseases Extramural Research	464,623	9,301
Health and Human Services, Department of	Direct		5 R01 DK115646-04	93.847	Diabetes, Digestive, and Kidney Diseases Extramural Research	247,667	-
Health and Human Services, Department of	Direct		5 R01 DK115687-04	93.847	Diabetes, Digestive, and Kidney Diseases Extramural Research	597,977	29,368
Health and Human Services, Department of	Direct		5 R01 DK115844-04	93.847	Diabetes, Digestive, and Kidney Diseases Extramural Research	498,104	50,581
Health and Human Services, Department of	Direct		5 R01 DK116715-04	93.847	Diabetes, Digestive, and Kidney Diseases Extramural Research	762,097	-
Health and Human Services, Department of	Direct		5 R01 DK117565-04	93.847	Diabetes, Digestive, and Kidney Diseases Extramural Research	462,737	-
Health and Human Services, Department of	Direct		5 R01 DK117639 03S1	93.847	Diabetes, Digestive, and Kidney Diseases Extramural Research	599,686	272,350
Health and Human Services, Department of	Direct		5 R01 DK117960-04	93.847	Diabetes, Digestive, and Kidney Diseases Extramural Research	428,114	-
Health and Human Services, Department of	Direct		5 R01 DK118023-04	93.847	Diabetes, Digestive, and Kidney Diseases Extramural Research	423,368	-
Health and Human Services, Department of	Direct		5 R01 DK118024-04	93.847	Diabetes, Digestive, and Kidney Diseases Extramural Research	452,265	-
Health and Human Services, Department of	Direct		5 R01 DK118154-04	93.847	Diabetes, Digestive, and Kidney Diseases Extramural Research	431,868	-
Health and Human Services, Department of	Direct		5 R01 DK118731-03	93.847	Diabetes, Digestive, and Kidney Diseases Extramural Research	426,123	-
Health and Human Services, Department of	Direct		5 R01 DK119219-03	93.847	Diabetes, Digestive, and Kidney Diseases Extramural Research	183,366	-
Health and Human Services, Department of	Direct		5 R01 DK120047-04	93.847	Diabetes, Digestive, and Kidney Diseases Extramural Research	293,034	-
Health and Human Services, Department of	Direct		5 R01 DK120330-04	93.847	Diabetes, Digestive, and Kidney Diseases Extramural Research	525,391	267,310
Health and Human Services, Department of	Direct		5 R01 DK120623-03	93.847	Diabetes, Digestive, and Kidney Diseases Extramural Research	594,889	219,638
Health and Human Services, Department of	Direct		5 R01 DK121166-02	93.847	Diabetes, Digestive, and Kidney Diseases Extramural Research	245,904	-
Health and Human Services, Department of	Direct		5 R01 DK121462-02	93.847	Diabetes, Digestive, and Kidney Diseases Extramural Research	378,603	-
Health and Human Services, Department of	Direct		5 R01 DK121709-02	93.847	Diabetes, Digestive, and Kidney Diseases Extramural Research	238,533	22,048
Health and Human Services, Department of	Direct		5 R01 DK121785-02	93.847	Diabetes, Digestive, and Kidney Diseases Extramural Research	236,756	-
Health and Human Services, Department of	Direct		5 R01 DK121995-02	93.847	Diabetes, Digestive, and Kidney Diseases Extramural Research	158,293	153,322
Health and Human Services, Department of	Direct		5 R01 DK122350-02	93.847	Diabetes, Digestive, and Kidney Diseases Extramural Research	648,627	-
Health and Human Services, Department of	Direct		5 R01 DK122812-03	93.847	Diabetes, Digestive, and Kidney Diseases Extramural Research	478,957	-
Health and Human Services, Department of	Direct		5 R01 DK123022-02	93.847	Diabetes, Digestive, and Kidney Diseases Extramural Research	193,786	-
Health and Human Services, Department of	Direct		5 R01 DK123164-02	93.847	Diabetes, Digestive, and Kidney Diseases Extramural Research	353,275	37,830
Health and Human Services, Department of	Direct		5 R01 DK124290-02	93.847	Diabetes, Digestive, and Kidney Diseases Extramural Research	280,737	18,442
Health and Human Services, Department of	Direct		5 R01 DK124779-02	93.847	Diabetes, Digestive, and Kidney Diseases Extramural Research	440,936	-
Health and Human Services, Department of	Direct		5 R01 DK125087-02	93.847	Diabetes, Digestive, and Kidney Diseases Extramural Research	614,609	-
Health and Human Services, Department of	Direct		5 R01 DK125445-02	93.847	Diabetes, Digestive, and Kidney Diseases Extramural Research	583,938	80,753
Health and Human Services, Department of	Direct		5 R01 DK125513 02	93.847	Diabetes, Digestive, and Kidney Diseases Extramural Research	161,985	-
Health and Human Services, Department of	Direct		5 R01 DK126011-02	93.847	Diabetes, Digestive, and Kidney Diseases Extramural Research	259,297	-
Health and Human Services, Department of	Direct		5 R01 DK126715-02	93.847	Diabetes, Digestive, and Kidney Diseases Extramural Research	232,695	31,464
Health and Human Services, Department of	Direct		5 R01DK045776-30	93.847	Diabetes, Digestive, and Kidney Diseases Extramural Research	445,411	-
Health and Human Services, Department of	Direct		5 R01DK054740-21	93.847	Diabetes, Digestive, and Kidney Diseases Extramural Research	547,622	-
Health and Human Services, Department of	Direct		5 R01DK114220-04S1	93.847	Diabetes, Digestive, and Kidney Diseases Extramural Research	279,760	-
Health and Human Services, Department of	Direct		5 R01DK121170 03	93.847	Diabetes, Digestive, and Kidney Diseases Extramural Research	305,115	-
Health and Human Services, Department of	Direct		5 R01DK121504 03	93.847	Diabetes, Digestive, and Kidney Diseases Extramural Research	493,080	-
Health and Human Services, Department of	Direct		5 R03 DK124741-02	93.847	Diabetes, Digestive, and Kidney Diseases Extramural Research	41,872	-
Health and Human Services, Department of	Direct		5 R03DK121941-02	93.847	Diabetes, Digestive, and Kidney Diseases Extramural Research	102,763	26,571
Health and Human Services, Department of	Direct		5 R18 DK122418-03	93.847	Diabetes, Digestive, and Kidney Diseases Extramural Research	508,043	-
Health and Human Services, Department of	Direct		5 R21 DK109447-02	93.847	Diabetes, Digestive, and Kidney Diseases Extramural Research	(4,680)	-
Health and Human Services, Department of	Direct		5 R24 DK082841-11	93.847	Diabetes, Digestive, and Kidney Diseases Extramural Research	1,469,146	153,205
Health and Human Services, Department of	Direct		5 R25 DK088752-10	93.847	Diabetes, Digestive, and Kidney Diseases Extramural Research	50,826	-
Health and Human Services, Department of	Direct		5 RC2DK122379 03	93.847	Diabetes, Digestive, and Kidney Diseases Extramural Research	709,202	-
Health and Human Services, Department of	Direct		5 U01 DK062456-17	93.847	Diabetes, Digestive, and Kidney Diseases Extramural Research	(16,924)	-
Health and Human Services, Department of	Direct		5 U01 DK065184-18	93.847	Diabetes, Digestive, and Kidney Diseases Extramural Research	249,266	4,101
Health and Human Services, Department of	Direct		5 U01 DK082345-13	93.847	Diabetes, Digestive, and Kidney Diseases Extramural Research	291,559	-

University of Michigan
 Schedule of Expenditures of Federal Awards
 For the Year Ended June 30, 2021

Cluster Title/Federal Grantor/Program	Type	Pass-Through Grantor	Award Identifier	Assistance Listing		Federal Expenditures	Passed-Through to Subrecipients
				Number	Assistance Listing Program Title		
Health and Human Services, Department of	Direct		5 U01 DK082863-12	93.847	Diabetes, Digestive, and Kidney Diseases Extramural Research	109,066	14,437
Health and Human Services, Department of	Direct		5 U01 DK099932-08	93.847	Diabetes, Digestive, and Kidney Diseases Extramural Research	276,320	-
Health and Human Services, Department of	Direct		5 U01 DK103141-05S1	93.847	Diabetes, Digestive, and Kidney Diseases Extramural Research	27,252	27,252
Health and Human Services, Department of	Direct		5 U01 DK103141-08	93.847	Diabetes, Digestive, and Kidney Diseases Extramural Research	423,609	142,434
Health and Human Services, Department of	Direct		5 U01 DK106893-05S1	93.847	Diabetes, Digestive, and Kidney Diseases Extramural Research	41,067	-
Health and Human Services, Department of	Direct		5 U01 DK127747-02	93.847	Diabetes, Digestive, and Kidney Diseases Extramural Research	435,352	-
Health and Human Services, Department of	Direct		5 U01DK061028-21	93.847	Diabetes, Digestive, and Kidney Diseases Extramural Research	584,640	-
Health and Human Services, Department of	Direct		5 U01DK062370-18	93.847	Diabetes, Digestive, and Kidney Diseases Extramural Research	641,481	52,744
Health and Human Services, Department of	Direct		5 U01DK106893 07	93.847	Diabetes, Digestive, and Kidney Diseases Extramural Research	252,631	1,335
Health and Human Services, Department of	Direct		5 U01DK119083 04	93.847	Diabetes, Digestive, and Kidney Diseases Extramural Research	673,536	-
Health and Human Services, Department of	Direct		5 U24 DK062456-19	93.847	Diabetes, Digestive, and Kidney Diseases Extramural Research	4,257,005	2,790,619
Health and Human Services, Department of	Direct		5 U24 DK100845-09	93.847	Diabetes, Digestive, and Kidney Diseases Extramural Research	1,398,456	839,347
Health and Human Services, Department of	Direct		5 U24 DK122927-2	93.847	Diabetes, Digestive, and Kidney Diseases Extramural Research	741,402	245,209
Health and Human Services, Department of	Direct		5 U2C DK110768-06	93.847	Diabetes, Digestive, and Kidney Diseases Extramural Research	1,009,918	-
Health and Human Services, Department of	Direct		5 U54DK083912-13	93.847	Diabetes, Digestive, and Kidney Diseases Extramural Research	2,029,850	601,131
Health and Human Services, Department of	Direct		5 UH3 DK114907-05	93.847	Diabetes, Digestive, and Kidney Diseases Extramural Research	471,660	218,383
Health and Human Services, Department of	Direct		5P30DK081943-10	93.847	Diabetes, Digestive, and Kidney Diseases Extramural Research	(1)	-
Health and Human Services, Department of	Direct		5-R01DK062027-17	93.847	Diabetes, Digestive, and Kidney Diseases Extramural Research	413,526	-
Health and Human Services, Department of	Direct		7 R01 DK070332-14	93.847	Diabetes, Digestive, and Kidney Diseases Extramural Research	(616)	-
Health and Human Services, Department of	Direct		DK 007245-44	93.847	Diabetes, Digestive, and Kidney Diseases Extramural Research	262,514	-
Health and Human Services, Department of	Direct		R01DK102456 R01 DK102456-05	93.847	Diabetes, Digestive, and Kidney Diseases Extramural Research	(2,179)	-
Health and Human Services, Department of	Direct		T32 DK007245	93.847	Diabetes, Digestive, and Kidney Diseases Extramural Research	33,928	-
Health and Human Services, Department of	Direct		T32 DK007378	93.847	Diabetes, Digestive, and Kidney Diseases Extramural Research	39,156	-
Health and Human Services, Department of	Direct		T32 DK007782	93.847	Diabetes, Digestive, and Kidney Diseases Extramural Research	810	-
Health and Human Services, Department of	Direct		T32 DK062708	93.847	Diabetes, Digestive, and Kidney Diseases Extramural Research	167,982	-
Health and Human Services, Department of	Direct		T32 DK071212	93.847	Diabetes, Digestive, and Kidney Diseases Extramural Research	242,078	-
Health and Human Services, Department of	Direct		T32 DK071212	93.847	Diabetes, Digestive, and Kidney Diseases Extramural Research	8,008	-
Health and Human Services, Department of	Direct		T32 DK094775	93.847	Diabetes, Digestive, and Kidney Diseases Extramural Research	253,893	-
Health and Human Services, Department of	Direct		T32 DK101357	93.847	Diabetes, Digestive, and Kidney Diseases Extramural Research	(19,883)	-
Health and Human Services, Department of	Direct		T32 DK101357	93.847	Diabetes, Digestive, and Kidney Diseases Extramural Research	367,296	-
Health and Human Services, Department of	Direct		T32 DK108740	93.847	Diabetes, Digestive, and Kidney Diseases Extramural Research	287,350	-
Health and Human Services, Department of	Pass-Through	Arbor Research Collaborative For Health	1st Amendment	93.847	Diabetes, Digestive, and Kidney Diseases Extramural Research	10,187	-
Health and Human Services, Department of	Pass-Through	Arbor Research Collaborative For Health	R21DK121065	93.847	Diabetes, Digestive, and Kidney Diseases Extramural Research	4,535	-
Health and Human Services, Department of	Pass-Through	Arbor Research Collaborative For Health	R21DK121065	93.847	Diabetes, Digestive, and Kidney Diseases Extramural Research	53,030	-
Health and Human Services, Department of	Pass-Through	Arbor Research Collaborative For Health	U24DK099879	93.847	Diabetes, Digestive, and Kidney Diseases Extramural Research	2,018	-
Health and Human Services, Department of	Pass-Through	Augusta University	30835-70	93.847	Diabetes, Digestive, and Kidney Diseases Extramural Research	39,745	-
Health and Human Services, Department of	Pass-Through	Augusta University	32307-59	93.847	Diabetes, Digestive, and Kidney Diseases Extramural Research	41,977	-
Health and Human Services, Department of	Pass-Through	Augusta University	32307-70	93.847	Diabetes, Digestive, and Kidney Diseases Extramural Research	10,378	-
Health and Human Services, Department of	Pass-Through	BLR Bio, L.L.C.	Roundtable Research Agreement	93.847	Diabetes, Digestive, and Kidney Diseases Extramural Research	31,297	-
Health and Human Services, Department of	Pass-Through	Boston Childrens Hospital	GENFD0001826437	93.847	Diabetes, Digestive, and Kidney Diseases Extramural Research	25,238	-
Health and Human Services, Department of	Pass-Through	Boston Childrens Hospital	GENFD0001891399	93.847	Diabetes, Digestive, and Kidney Diseases Extramural Research	84,455	-
Health and Human Services, Department of	Pass-Through	Boston Medical Center	0577601/ #4300460001	93.847	Diabetes, Digestive, and Kidney Diseases Extramural Research	71,596	-
Health and Human Services, Department of	Pass-Through	Brigham and Women's Hospital	119074	93.847	Diabetes, Digestive, and Kidney Diseases Extramural Research	199,197	-
Health and Human Services, Department of	Pass-Through	Broad Institute	5000110-5500000844	93.847	Diabetes, Digestive, and Kidney Diseases Extramural Research	42,356	-
Health and Human Services, Department of	Pass-Through	Broad Institute	5216275-5500001229	93.847	Diabetes, Digestive, and Kidney Diseases Extramural Research	(38,805)	-
Health and Human Services, Department of	Pass-Through	Broad Institute	5216280-5500001324	93.847	Diabetes, Digestive, and Kidney Diseases Extramural Research	84,525	-
Health and Human Services, Department of	Pass-Through	Broad Institute	GENFD0001744779	93.847	Diabetes, Digestive, and Kidney Diseases Extramural Research	9,933	-
Health and Human Services, Department of	Pass-Through	Broad Institute	GENFD0001957913	93.847	Diabetes, Digestive, and Kidney Diseases Extramural Research	171,173	-
Health and Human Services, Department of	Pass-Through	Broad Institute	Subaward No.5000805-5500001507	93.847	Diabetes, Digestive, and Kidney Diseases Extramural Research	295,196	-
Health and Human Services, Department of	Pass-Through	Case Western Reserve University	1234-SUB	93.847	Diabetes, Digestive, and Kidney Diseases Extramural Research	(10,367)	-
Health and Human Services, Department of	Pass-Through	Case Western Reserve University	1421-SUB	93.847	Diabetes, Digestive, and Kidney Diseases Extramural Research	48,126	-
Health and Human Services, Department of	Pass-Through	Case Western Reserve University	RES514463	93.847	Diabetes, Digestive, and Kidney Diseases Extramural Research	12	-
Health and Human Services, Department of	Pass-Through	Case Western Reserve University	RES515419	93.847	Diabetes, Digestive, and Kidney Diseases Extramural Research	186,668	-
Health and Human Services, Department of	Pass-Through	Case Western Reserve University	RES515420	93.847	Diabetes, Digestive, and Kidney Diseases Extramural Research	3,513	-
Health and Human Services, Department of	Pass-Through	Columbia University	1 (GG013026-01)	93.847	Diabetes, Digestive, and Kidney Diseases Extramural Research	131,161	-
Health and Human Services, Department of	Pass-Through	Columbia University	2(GG015009-01)	93.847	Diabetes, Digestive, and Kidney Diseases Extramural Research	15,415	-
Health and Human Services, Department of	Pass-Through	Cornell University	203486	93.847	Diabetes, Digestive, and Kidney Diseases Extramural Research	111,738	-
Health and Human Services, Department of	Pass-Through	Emory University	T953463	93.847	Diabetes, Digestive, and Kidney Diseases Extramural Research	99,821	-
Health and Human Services, Department of	Pass-Through	George Washington University	S-DPP1920-JC04	93.847	Diabetes, Digestive, and Kidney Diseases Extramural Research	(15,659)	-
Health and Human Services, Department of	Pass-Through	George Washington University	S-DPP2021-JC04	93.847	Diabetes, Digestive, and Kidney Diseases Extramural Research	47,961	-
Health and Human Services, Department of	Pass-Through	George Washington University	S-GRD1819-LU27	93.847	Diabetes, Digestive, and Kidney Diseases Extramural Research	6,566	-
Health and Human Services, Department of	Pass-Through	George Washington University	S-GRD1920-SC27	93.847	Diabetes, Digestive, and Kidney Diseases Extramural Research	398,750	-
Health and Human Services, Department of	Pass-Through	George Washington University	Subaward S-GRD1920-TR39	93.847	Diabetes, Digestive, and Kidney Diseases Extramural Research	238,225	-
Health and Human Services, Department of	Pass-Through	Indiana University	8515_UM	93.847	Diabetes, Digestive, and Kidney Diseases Extramural Research	74,497	-
Health and Human Services, Department of	Pass-Through	Indiana University	IN4689775UM	93.847	Diabetes, Digestive, and Kidney Diseases Extramural Research	(1,209)	-
Health and Human Services, Department of	Pass-Through	Johns Hopkins University	2004001437	93.847	Diabetes, Digestive, and Kidney Diseases Extramural Research	18,139	-
Health and Human Services, Department of	Pass-Through	Joslin Diabetes Center	100061	93.847	Diabetes, Digestive, and Kidney Diseases Extramural Research	(413)	-
Health and Human Services, Department of	Pass-Through	Joslin Diabetes Center	100137	93.847	Diabetes, Digestive, and Kidney Diseases Extramural Research	12,807	-
Health and Human Services, Department of	Pass-Through	Joslin Diabetes Center	100137	93.847	Diabetes, Digestive, and Kidney Diseases Extramural Research	8,432	-
Health and Human Services, Department of	Pass-Through	Kaiser Permanente Northern California	RNG209397-01	93.847	Diabetes, Digestive, and Kidney Diseases Extramural Research	394,009	-
Health and Human Services, Department of	Pass-Through	Maine Medical Center	ROSEN R24-03	93.847	Diabetes, Digestive, and Kidney Diseases Extramural Research	74,827	-
Health and Human Services, Department of	Pass-Through	Maine Medical Center	Rosen R24-03	93.847	Diabetes, Digestive, and Kidney Diseases Extramural Research	55,082	-

University of Michigan
Schedule of Expenditures of Federal Awards
For the Year Ended June 30, 2021

Cluster Title/Federal Grantor/Program	Type	Pass-Through Grantor	Award Identifier	Assistance Listing		Federal Expenditures	Passed-Through to Subrecipients
				Number	Assistance Listing Program Title		
Health and Human Services, Department of	Pass-Through	Massachusetts General Hospital	233274	93.847	Diabetes, Digestive, and Kidney Diseases Extramural Research	5,607	-
Health and Human Services, Department of	Pass-Through	Massachusetts General Hospital	236801	93.847	Diabetes, Digestive, and Kidney Diseases Extramural Research	101,212	-
Health and Human Services, Department of	Pass-Through	Northern California Institute for Research & Education, Inc. (NCIRE)	SC42284-02	93.847	Diabetes, Digestive, and Kidney Diseases Extramural Research	16,328	-
Health and Human Services, Department of	Pass-Through	Northwestern University	60042628 UM	93.847	Diabetes, Digestive, and Kidney Diseases Extramural Research	101,091	-
Health and Human Services, Department of	Pass-Through	NOTA Laboratories LLC	Roundable Research Agreement	93.847	Diabetes, Digestive, and Kidney Diseases Extramural Research	11,191	-
Health and Human Services, Department of	Pass-Through	Ohio State University, The	60062217/PO#RF01500664	93.847	Diabetes, Digestive, and Kidney Diseases Extramural Research	6,136	-
Health and Human Services, Department of	Pass-Through	Sanford Burnham Prebys Medical Research Institute	59630-12824-MSU	93.847	Diabetes, Digestive, and Kidney Diseases Extramural Research	6,642	-
Health and Human Services, Department of	Pass-Through	Sanford Burnham Prebys Medical Research Institute	59630-12824-UM	93.847	Diabetes, Digestive, and Kidney Diseases Extramural Research	495	-
Health and Human Services, Department of	Pass-Through	The Icahn School of Medicine at Mount Sinai (ISMMS)	0255-A942-4609	93.847	Diabetes, Digestive, and Kidney Diseases Extramural Research	(2,733)	-
Health and Human Services, Department of	Pass-Through	The Icahn School of Medicine at Mount Sinai (ISMMS)	0255-A943-4609	93.847	Diabetes, Digestive, and Kidney Diseases Extramural Research	17,172	-
Health and Human Services, Department of	Pass-Through	The University of Kansas Medical Center (KUMC)	Z8000000	93.847	Diabetes, Digestive, and Kidney Diseases Extramural Research	2,943	-
Health and Human Services, Department of	Pass-Through	The University of Texas Health Science Center at Houston	0014327A	93.847	Diabetes, Digestive, and Kidney Diseases Extramural Research	43,034	-
Health and Human Services, Department of	Pass-Through	The University of Texas Southwestern Medical Center	GMO 160234 P0000000976E	93.847	Diabetes, Digestive, and Kidney Diseases Extramural Research	38,954	-
Health and Human Services, Department of	Pass-Through	The University of Texas Southwestern Medical Center	GMO 160234 P0000000979F	93.847	Diabetes, Digestive, and Kidney Diseases Extramural Research	8,433	-
Health and Human Services, Department of	Pass-Through	Transstimulation Research Inc	20-PAF06977	93.847	Diabetes, Digestive, and Kidney Diseases Extramural Research	215,354	-
Health and Human Services, Department of	Pass-Through	University of Arizona	474781	93.847	Diabetes, Digestive, and Kidney Diseases Extramural Research	38,232	-
Health and Human Services, Department of	Pass-Through	University of Arizona	477772	93.847	Diabetes, Digestive, and Kidney Diseases Extramural Research	(3,923)	-
Health and Human Services, Department of	Pass-Through	University of California - San Francisco	10787sc	93.847	Diabetes, Digestive, and Kidney Diseases Extramural Research	16,357	-
Health and Human Services, Department of	Pass-Through	University of California - San Francisco	12484sc	93.847	Diabetes, Digestive, and Kidney Diseases Extramural Research	18,944	-
Health and Human Services, Department of	Pass-Through	University of California - San Francisco	12651sc	93.847	Diabetes, Digestive, and Kidney Diseases Extramural Research	23,483	-
Health and Human Services, Department of	Pass-Through	University of California-San Diego	R01DK122804	93.847	Diabetes, Digestive, and Kidney Diseases Extramural Research	311,453	-
Health and Human Services, Department of	Pass-Through	University of California-Santa Cruz	A17-0039-S002-P0630740	93.847	Diabetes, Digestive, and Kidney Diseases Extramural Research	100,104	-
Health and Human Services, Department of	Pass-Through	University of Chicago	FP068366-01 C	93.847	Diabetes, Digestive, and Kidney Diseases Extramural Research	(8,797)	-
Health and Human Services, Department of	Pass-Through	University of Chicago	FP068366-01C (5302838601-5)	93.847	Diabetes, Digestive, and Kidney Diseases Extramural Research	91,164	-
Health and Human Services, Department of	Pass-Through	University of Ghana	9U54DK116913-p	93.847	Diabetes, Digestive, and Kidney Diseases Extramural Research	5,370	-
Health and Human Services, Department of	Pass-Through	University of Illinois at Chicago	17635	93.847	Diabetes, Digestive, and Kidney Diseases Extramural Research	8,320	-
Health and Human Services, Department of	Pass-Through	University of Miami, Florida, The	OS00000509	93.847	Diabetes, Digestive, and Kidney Diseases Extramural Research	8,051	-
Health and Human Services, Department of	Pass-Through	University of North Carolina at Chapel Hill	5107938	93.847	Diabetes, Digestive, and Kidney Diseases Extramural Research	122,258	-
Health and Human Services, Department of	Pass-Through	University of North Carolina at Chapel Hill	5113543	93.847	Diabetes, Digestive, and Kidney Diseases Extramural Research	6,305	-
Health and Human Services, Department of	Pass-Through	University of North Carolina at Chapel Hill	5117189	93.847	Diabetes, Digestive, and Kidney Diseases Extramural Research	166,557	-
Health and Human Services, Department of	Pass-Through	University of North Carolina at Chapel Hill	5118942	93.847	Diabetes, Digestive, and Kidney Diseases Extramural Research	53,381	-
Health and Human Services, Department of	Pass-Through	University of North Carolina at Chapel Hill	5119067	93.847	Diabetes, Digestive, and Kidney Diseases Extramural Research	266,751	-
Health and Human Services, Department of	Pass-Through	University of Pennsylvania	572695	93.847	Diabetes, Digestive, and Kidney Diseases Extramural Research	43,294	-
Health and Human Services, Department of	Pass-Through	University of Pennsylvania	575038	93.847	Diabetes, Digestive, and Kidney Diseases Extramural Research	35,047	-
Health and Human Services, Department of	Pass-Through	University of Pennsylvania	575038/4336190	93.847	Diabetes, Digestive, and Kidney Diseases Extramural Research	(4,451)	-
Health and Human Services, Department of	Pass-Through	University of Pennsylvania	578031/PO4669874	93.847	Diabetes, Digestive, and Kidney Diseases Extramural Research	50,995	-
Health and Human Services, Department of	Pass-Through	University of Pittsburgh Medical Center (UPMC)	0061363 (131441-2)	93.847	Diabetes, Digestive, and Kidney Diseases Extramural Research	34,246	-
Health and Human Services, Department of	Pass-Through	University of Utah	10045205-03	93.847	Diabetes, Digestive, and Kidney Diseases Extramural Research	(3,191)	-
Health and Human Services, Department of	Pass-Through	University of Utah	10045205-03	93.847	Diabetes, Digestive, and Kidney Diseases Extramural Research	21,583	-
Health and Human Services, Department of	Pass-Through	University of Virginia	GO12566.P0 #2108545	93.847	Diabetes, Digestive, and Kidney Diseases Extramural Research	(1,298)	-
Health and Human Services, Department of	Pass-Through	University of Washington	UWSC10198	93.847	Diabetes, Digestive, and Kidney Diseases Extramural Research	1,279,316	-
Health and Human Services, Department of	Pass-Through	University of Washington	UWSC10198/BPO26988	93.847	Diabetes, Digestive, and Kidney Diseases Extramural Research	(278,314)	-
Health and Human Services, Department of	Pass-Through	University of Washington	UWSC12256	93.847	Diabetes, Digestive, and Kidney Diseases Extramural Research	24,878	-
Health and Human Services, Department of	Pass-Through	University of Washington	UWSC12327	93.847	Diabetes, Digestive, and Kidney Diseases Extramural Research	15,565	-
Health and Human Services, Department of	Pass-Through	Vanderbilt University	VUMC74085	93.847	Diabetes, Digestive, and Kidney Diseases Extramural Research	28,958	-
Health and Human Services, Department of	Pass-Through	Virginia Commonwealth University	FP00005212_SA002	93.847	Diabetes, Digestive, and Kidney Diseases Extramural Research	29,207	-
Health and Human Services, Department of	Pass-Through	Wake Forest University	WFUHS 114580	93.847	Diabetes, Digestive, and Kidney Diseases Extramural Research	(2,258)	-
Health and Human Services, Department of	Pass-Through	Wayne State University	WSU16006	93.847	Diabetes, Digestive, and Kidney Diseases Extramural Research	15,681	-
Health and Human Services, Department of	Pass-Through	Wayne State University	WSU16145-A3	93.847	Diabetes, Digestive, and Kidney Diseases Extramural Research	32,199	-
Health and Human Services, Department of	Pass-Through	Wayne State University	WSU20086-A1	93.847	Diabetes, Digestive, and Kidney Diseases Extramural Research	22,624	-
						\$ 69,450,189	\$ 7,183,214
Health and Human Services, Department of	Direct		5 F31 NS120492-02	93.850	Improving Epilepsy Programs, Services, and Outcomes through National Partnerships	\$ 36,586	\$ -
Health and Human Services, Department of	Direct		1 F31 NS110119 - 01A1	93.853	Extramural Research Programs in the Neurosciences and Neurological Disorders	\$ 37,574	\$ -
Health and Human Services, Department of	Direct		1 F31 NS113433-01A1	93.853	Extramural Research Programs in the Neurosciences and Neurological Disorders	19,700	-
Health and Human Services, Department of	Direct		1 F31 NS118881-01A1	93.853	Extramural Research Programs in the Neurosciences and Neurological Disorders	7,091	-
Health and Human Services, Department of	Direct		1 F31 NS118944-01A1	93.853	Extramural Research Programs in the Neurosciences and Neurological Disorders	6,459	-
Health and Human Services, Department of	Direct		1 F99 NS118719-01	93.853	Extramural Research Programs in the Neurosciences and Neurological Disorders	46,397	-
Health and Human Services, Department of	Direct		1 F99 NS120544-01	93.853	Extramural Research Programs in the Neurosciences and Neurological Disorders	23,192	-
Health and Human Services, Department of	Direct		1 R01 NS118440-01	93.853	Extramural Research Programs in the Neurosciences and Neurological Disorders	309,151	-
Health and Human Services, Department of	Direct		1 R01 NS120322-01-A1	93.853	Extramural Research Programs in the Neurosciences and Neurological Disorders	84,369	-
Health and Human Services, Department of	Direct		1 R03 NS11194-01A1	93.853	Extramural Research Programs in the Neurosciences and Neurological Disorders	65,271	-

University of Michigan
Schedule of Expenditures of Federal Awards
For the Year Ended June 30, 2021

Cluster Title/Federal Grantor/Program	Type	Pass-Through Grantor	Award Identifier	Assistance Listing		Federal Expenditures	Passed-Through to Subrecipients
				Number	Assistance Listing Program Title		
Health and Human Services, Department of	Direct		1 R03 NS117806-01	93.853	Extramural Research Programs in the Neurosciences and Neurological Disorders	128,029	-
Health and Human Services, Department of	Direct		1 R21 NS107781-01A1	93.853	Extramural Research Programs in the Neurosciences and Neurological Disorders	75,771	-
Health and Human Services, Department of	Direct		1 R21 NS107894-01A1	93.853	Extramural Research Programs in the Neurosciences and Neurological Disorders	90,738	14,263
Health and Human Services, Department of	Direct		1 R21 NS111154-01	93.853	Extramural Research Programs in the Neurosciences and Neurological Disorders	213,888	162,914
Health and Human Services, Department of	Direct		1 R21 NS111191-01	93.853	Extramural Research Programs in the Neurosciences and Neurological Disorders	122,418	-
Health and Human Services, Department of	Direct		1 R21 NS11205-01	93.853	Extramural Research Programs in the Neurosciences and Neurological Disorders	152,138	-
Health and Human Services, Department of	Direct		1 R21 NS112394 1	93.853	Extramural Research Programs in the Neurosciences and Neurological Disorders	136,466	-
Health and Human Services, Department of	Direct		1 R21 NS112974-01A1	93.853	Extramural Research Programs in the Neurosciences and Neurological Disorders	85,208	-
Health and Human Services, Department of	Direct		1 R21 NS113022-01	93.853	Extramural Research Programs in the Neurosciences and Neurological Disorders	179,263	-
Health and Human Services, Department of	Direct		1 R21 NS113518-01	93.853	Extramural Research Programs in the Neurosciences and Neurological Disorders	159,708	-
Health and Human Services, Department of	Direct		1 R21 NS114749-01	93.853	Extramural Research Programs in the Neurosciences and Neurological Disorders	64,659	-
Health and Human Services, Department of	Direct		1 R21 NS116250-01	93.853	Extramural Research Programs in the Neurosciences and Neurological Disorders	187,728	-
Health and Human Services, Department of	Direct		1 R21 NS118055-01A1	93.853	Extramural Research Programs in the Neurosciences and Neurological Disorders	21,865	-
Health and Human Services, Department of	Direct		1 R21 NS118675-01	93.853	Extramural Research Programs in the Neurosciences and Neurological Disorders	251,709	-
Health and Human Services, Department of	Direct		1 R21 NS121700-01	93.853	Extramural Research Programs in the Neurosciences and Neurological Disorders	16,454	-
Health and Human Services, Department of	Direct		1 R35NS122302-01	93.853	Extramural Research Programs in the Neurosciences and Neurological Disorders	43,799	-
Health and Human Services, Department of	Direct		1 R56 NS103845-01A1	93.853	Extramural Research Programs in the Neurosciences and Neurological Disorders	148,053	-
Health and Human Services, Department of	Direct		1 RF1 NS113283-01	93.853	Extramural Research Programs in the Neurosciences and Neurological Disorders	505,013	-
Health and Human Services, Department of	Direct		1 UF1 NS107659-01	93.853	Extramural Research Programs in the Neurosciences and Neurological Disorders	1,223,209	491,238
Health and Human Services, Department of	Direct		1R01NS112233-02	93.853	Extramural Research Programs in the Neurosciences and Neurological Disorders	108,541	-
Health and Human Services, Department of	Direct		1R21NS104774 02	93.853	Extramural Research Programs in the Neurosciences and Neurological Disorders	(2,451)	-
Health and Human Services, Department of	Direct		2 P50 NS091856-06	93.853	Extramural Research Programs in the Neurosciences and Neurological Disorders	157,204	-
Health and Human Services, Department of	Direct		2 R01 NS094399-06A1	93.853	Extramural Research Programs in the Neurosciences and Neurological Disorders	54,290	-
Health and Human Services, Department of	Direct		2 R01 NS097498-05	93.853	Extramural Research Programs in the Neurosciences and Neurological Disorders	216,094	-
Health and Human Services, Department of	Direct		2 R56NS069844-10	93.853	Extramural Research Programs in the Neurosciences and Neurological Disorders	350,916	-
Health and Human Services, Department of	Direct		3 R01 NS096785-10S1	93.853	Extramural Research Programs in the Neurosciences and Neurological Disorders	526,293	-
Health and Human Services, Department of	Direct		3 R21 NS121745-01S1	93.853	Extramural Research Programs in the Neurosciences and Neurological Disorders	44,665	-
Health and Human Services, Department of	Direct		4 R37 NS076752 09	93.853	Extramural Research Programs in the Neurosciences and Neurological Disorders	180,470	-
Health and Human Services, Department of	Direct		4 R37 NS094804-05	93.853	Extramural Research Programs in the Neurosciences and Neurological Disorders	(112)	-
Health and Human Services, Department of	Direct		5 F31 NS100302-03	93.853	Extramural Research Programs in the Neurosciences and Neurological Disorders	6,762	-
Health and Human Services, Department of	Direct		5 F31 NS108510-02	93.853	Extramural Research Programs in the Neurosciences and Neurological Disorders	8,972	-
Health and Human Services, Department of	Direct		5 F31 NS108617-03	93.853	Extramural Research Programs in the Neurosciences and Neurological Disorders	40,380	-
Health and Human Services, Department of	Direct		5 F31 NS110206-02	93.853	Extramural Research Programs in the Neurosciences and Neurological Disorders	47,879	-
Health and Human Services, Department of	Direct		5 F31 NS111847-02	93.853	Extramural Research Programs in the Neurosciences and Neurological Disorders	716	-
Health and Human Services, Department of	Direct		5 F31 NS111906-02	93.853	Extramural Research Programs in the Neurosciences and Neurological Disorders	6,328	-
Health and Human Services, Department of	Direct		5 F31 NS113407-02	93.853	Extramural Research Programs in the Neurosciences and Neurological Disorders	39,421	-

University of Michigan
Schedule of Expenditures of Federal Awards
For the Year Ended June 30, 2021

Cluster Title/Federal Grantor/Program	Type	Pass-Through Grantor	Award Identifier	Assistance Listing		Federal Expenditures	Passed-Through to Subrecipients
				Number	Assistance Listing Program Title		
Health and Human Services, Department of	Direct		5 F31 NS113513-02	93.853	Extramural Research Programs in the Neurosciences and Neurological Disorders	42,700	-
Health and Human Services, Department of	Direct		5 F31 NS113515-03	93.853	Extramural Research Programs in the Neurosciences and Neurological Disorders	42,048	-
Health and Human Services, Department of	Direct		5 F31 NS115257-02	93.853	Extramural Research Programs in the Neurosciences and Neurological Disorders	42,490	-
Health and Human Services, Department of	Direct		5 F32 NS117732-02	93.853	Extramural Research Programs in the Neurosciences and Neurological Disorders	69,866	-
Health and Human Services, Department of	Direct		5 F99 NS108549-02	93.853	Extramural Research Programs in the Neurosciences and Neurological Disorders	(1,072)	-
Health and Human Services, Department of	Direct		5 F99 NS108556-02	93.853	Extramural Research Programs in the Neurosciences and Neurological Disorders	(2,854)	-
Health and Human Services, Department of	Direct		5 F99 NS115337-02	93.853	Extramural Research Programs in the Neurosciences and Neurological Disorders	23,983	-
Health and Human Services, Department of	Direct		5 K01 NS117555-02	93.853	Extramural Research Programs in the Neurosciences and Neurological Disorders	151,765	-
Health and Human Services, Department of	Direct		5 K08 NS099379-05	93.853	Extramural Research Programs in the Neurosciences and Neurological Disorders	156,817	-
Health and Human Services, Department of	Direct		5 K08 NS099427-05	93.853	Extramural Research Programs in the Neurosciences and Neurological Disorders	159,062	-
Health and Human Services, Department of	Direct		5 K08 NS101054-05	93.853	Extramural Research Programs in the Neurosciences and Neurological Disorders	214,512	-
Health and Human Services, Department of	Direct		5 K08 NS109289-04	93.853	Extramural Research Programs in the Neurosciences and Neurological Disorders	149,690	-
Health and Human Services, Department of	Direct		5 K99 NS111000-02	93.853	Extramural Research Programs in the Neurosciences and Neurological Disorders	82,870	-
Health and Human Services, Department of	Direct		5 P50 NS091856-05	93.853	Extramural Research Programs in the Neurosciences and Neurological Disorders	(2,137)	-
Health and Human Services, Department of	Direct		5 R01 NS034509-24	93.853	Extramural Research Programs in the Neurosciences and Neurological Disorders	616,648	-
Health and Human Services, Department of	Direct		5 R01 NS038712-21	93.853	Extramural Research Programs in the Neurosciences and Neurological Disorders	52,145	17,085
Health and Human Services, Department of	Direct		5 R01 NS038916-23	93.853	Extramural Research Programs in the Neurosciences and Neurological Disorders	1,447,667	-
Health and Human Services, Department of	Direct		5 R01 NS055746-15	93.853	Extramural Research Programs in the Neurosciences and Neurological Disorders	578,504	128,531
Health and Human Services, Department of	Direct		5 R01 NS058585-10	93.853	Extramural Research Programs in the Neurosciences and Neurological Disorders	46,447	-
Health and Human Services, Department of	Direct		5 R01 NS062792-10	93.853	Extramural Research Programs in the Neurosciences and Neurological Disorders	(520,224)	-
Health and Human Services, Department of	Direct		5 R01 NS063967-12	93.853	Extramural Research Programs in the Neurosciences and Neurological Disorders	388,484	-
Health and Human Services, Department of	Direct		5 R01 NS064015-10	93.853	Extramural Research Programs in the Neurosciences and Neurological Disorders	(6,039)	-
Health and Human Services, Department of	Direct		5 R01 NS069844-09	93.853	Extramural Research Programs in the Neurosciences and Neurological Disorders	20,110	-
Health and Human Services, Department of	Direct		5 R01 NS085054-07	93.853	Extramural Research Programs in the Neurosciences and Neurological Disorders	233,819	26,783
Health and Human Services, Department of	Direct		5 R01 NS086810-05	93.853	Extramural Research Programs in the Neurosciences and Neurological Disorders	(23)	-
Health and Human Services, Department of	Direct		5 R01 NS086810-07	93.853	Extramural Research Programs in the Neurosciences and Neurological Disorders	363,549	-
Health and Human Services, Department of	Direct		5 R01 NS087147-05	93.853	Extramural Research Programs in the Neurosciences and Neurological Disorders	(430)	-
Health and Human Services, Department of	Direct		5 R01 NS088571-05	93.853	Extramural Research Programs in the Neurosciences and Neurological Disorders	227,599	-
Health and Human Services, Department of	Direct		5 R01 NS089896-05	93.853	Extramural Research Programs in the Neurosciences and Neurological Disorders	86,621	-
Health and Human Services, Department of	Direct		5 R01 NS090925-05	93.853	Extramural Research Programs in the Neurosciences and Neurological Disorders	33,142	-
Health and Human Services, Department of	Direct		5 R01 NS091112-05	93.853	Extramural Research Programs in the Neurosciences and Neurological Disorders	265,004	-
Health and Human Services, Department of	Direct		5 R01 NS092706-04	93.853	Extramural Research Programs in the Neurosciences and Neurological Disorders	166,686	16,518
Health and Human Services, Department of	Direct		5 R01 NS094399-05	93.853	Extramural Research Programs in the Neurosciences and Neurological Disorders	176,040	5,902
Health and Human Services, Department of	Direct		5 R01 NS094413-05	93.853	Extramural Research Programs in the Neurosciences and Neurological Disorders	260,633	-
Health and Human Services, Department of	Direct		5 R01 NS096756-05	93.853	Extramural Research Programs in the Neurosciences and Neurological Disorders	254,433	-
Health and Human Services, Department of	Direct		5 R01 NS096917-05	93.853	Extramural Research Programs in the Neurosciences and Neurological Disorders	125,012	-

University of Michigan
Schedule of Expenditures of Federal Awards
For the Year Ended June 30, 2021

Cluster Title/Federal Grantor/Program	Type	Pass-Through Grantor	Award Identifier	Assistance Listing		Federal Expenditures	Passed-Through to Subrecipients
				Number	Assistance Listing Program Title		
Health and Human Services, Department of	Direct		5 R01 NS097498-04	93.853	Extramural Research Programs in the Neurosciences and Neurological Disorders	114,977	-
Health and Human Services, Department of	Direct		5 R01 NS097525-05	93.853	Extramural Research Programs in the Neurosciences and Neurological Disorders	299,448	-
Health and Human Services, Department of	Direct		5 R01 NS097542-05	93.853	Extramural Research Programs in the Neurosciences and Neurological Disorders	400,563	-
Health and Human Services, Department of	Direct		5 R01 NS099160-04	93.853	Extramural Research Programs in the Neurosciences and Neurological Disorders	329,706	-
Health and Human Services, Department of	Direct		5 R01 NS099280-05	93.853	Extramural Research Programs in the Neurosciences and Neurological Disorders	232,651	-
Health and Human Services, Department of	Direct		5 R01 NS099340-05	93.853	Extramural Research Programs in the Neurosciences and Neurological Disorders	944,883	22,117
Health and Human Services, Department of	Direct		5 R01 NS099535-04	93.853	Extramural Research Programs in the Neurosciences and Neurological Disorders	430,737	-
Health and Human Services, Department of	Direct		5 R01 NS100156-04	93.853	Extramural Research Programs in the Neurosciences and Neurological Disorders	(60,193)	-
Health and Human Services, Department of	Direct		5 R01 NS101597-04	93.853	Extramural Research Programs in the Neurosciences and Neurological Disorders	412,000	-
Health and Human Services, Department of	Direct		5 R01 NS102715-05	93.853	Extramural Research Programs in the Neurosciences and Neurological Disorders	668,144	112,934
Health and Human Services, Department of	Direct		5 R01 NS103946-04	93.853	Extramural Research Programs in the Neurosciences and Neurological Disorders	322,829	-
Health and Human Services, Department of	Direct		5 R01 NS104299-04	93.853	Extramural Research Programs in the Neurosciences and Neurological Disorders	318,416	-
Health and Human Services, Department of	Direct		5 R01 NS104776-04	93.853	Extramural Research Programs in the Neurosciences and Neurological Disorders	194,344	-
Health and Human Services, Department of	Direct		5 R01 NS105132-04	93.853	Extramural Research Programs in the Neurosciences and Neurological Disorders	326,139	-
Health and Human Services, Department of	Direct		5 R01 NS105556-04	93.853	Extramural Research Programs in the Neurosciences and Neurological Disorders	371,429	20,642
Health and Human Services, Department of	Direct		5 R01 NS106616-04	93.853	Extramural Research Programs in the Neurosciences and Neurological Disorders	444,047	-
Health and Human Services, Department of	Direct		5 R01 NS10674-04	93.853	Extramural Research Programs in the Neurosciences and Neurological Disorders	376,509	-
Health and Human Services, Department of	Direct		5 R01 NS107463-03	93.853	Extramural Research Programs in the Neurosciences and Neurological Disorders	575,001	14,243
Health and Human Services, Department of	Direct		5 R01 NS107496-03	93.853	Extramural Research Programs in the Neurosciences and Neurological Disorders	337,798	-
Health and Human Services, Department of	Direct		5 R01 NS108042-04	93.853	Extramural Research Programs in the Neurosciences and Neurological Disorders	490,941	-
Health and Human Services, Department of	Direct		5 R01 NS109170-03	93.853	Extramural Research Programs in the Neurosciences and Neurological Disorders	457,495	-
Health and Human Services, Department of	Direct		5 R01 NS111041-03	93.853	Extramural Research Programs in the Neurosciences and Neurological Disorders	80,747	-
Health and Human Services, Department of	Direct		5 R01 NS113824-03	93.853	Extramural Research Programs in the Neurosciences and Neurological Disorders	376,595	-
Health and Human Services, Department of	Direct		5 R01 NS113943-02	93.853	Extramural Research Programs in the Neurosciences and Neurological Disorders	249,227	-
Health and Human Services, Department of	Direct		5 R01 NS117103-02	93.853	Extramural Research Programs in the Neurosciences and Neurological Disorders	128,227	-
Health and Human Services, Department of	Direct		5 R01 NS118769-02	93.853	Extramural Research Programs in the Neurosciences and Neurological Disorders	520,192	-
Health and Human Services, Department of	Direct		5 R01 NS225362-02	93.853	Extramural Research Programs in the Neurosciences and Neurological Disorders	58,664	-
Health and Human Services, Department of	Direct		5 R01-NS100687-05	93.853	Extramural Research Programs in the Neurosciences and Neurological Disorders	1,259,995	-
Health and Human Services, Department of	Direct		5 R01NS110572 03	93.853	Extramural Research Programs in the Neurosciences and Neurological Disorders	384,620	-
Health and Human Services, Department of	Direct		5 R01NS116008 02	93.853	Extramural Research Programs in the Neurosciences and Neurological Disorders	439,437	-
Health and Human Services, Department of	Direct		5 R21 NS099684-02	93.853	Extramural Research Programs in the Neurosciences and Neurological Disorders	29,609	-
Health and Human Services, Department of	Direct		5 R21 NS102924-02	93.853	Extramural Research Programs in the Neurosciences and Neurological Disorders	4,683	-
Health and Human Services, Department of	Direct		5 R21 NS103754-02	93.853	Extramural Research Programs in the Neurosciences and Neurological Disorders	27,648	-
Health and Human Services, Department of	Direct		5 R21 NS104663-02	93.853	Extramural Research Programs in the Neurosciences and Neurological Disorders	95,147	-
Health and Human Services, Department of	Direct		5 R21 NS107879-02	93.853	Extramural Research Programs in the Neurosciences and Neurological Disorders	61,486	-
Health and Human Services, Department of	Direct		5 R21 NS108783-02	93.853	Extramural Research Programs in the Neurosciences and Neurological Disorders	17,995	-

University of Michigan
Schedule of Expenditures of Federal Awards
For the Year Ended June 30, 2021

Cluster Title/Federal Grantor/Program	Type	Pass-Through Grantor	Award Identifier	Assistance Listing		Federal Expenditures	Passed-Through to Subrecipients
				Number	Assistance Listing Program Title		
Health and Human Services, Department of	Direct		5 R21 NS113127-02	93.853	Extramural Research Programs in the Neurosciences and Neurological Disorders	142,969	-
Health and Human Services, Department of	Direct		5 R25 NS088248-05	93.853	Extramural Research Programs in the Neurosciences and Neurological Disorders	90,683	-
Health and Human Services, Department of	Direct		5 R25 NS089450-08	93.853	Extramural Research Programs in the Neurosciences and Neurological Disorders	74,014	-
Health and Human Services, Department of	Direct		5 R25 NS107159-04	93.853	Extramural Research Programs in the Neurosciences and Neurological Disorders	80,593	10,219
Health and Human Services, Department of	Direct		5 R33 NS101030 03	93.853	Extramural Research Programs in the Neurosciences and Neurological Disorders	145,201	-
Health and Human Services, Department of	Direct		5 R35 NS116786-02	93.853	Extramural Research Programs in the Neurosciences and Neurological Disorders	838,420	-
Health and Human Services, Department of	Direct		5 R37 NS076752-08	93.853	Extramural Research Programs in the Neurosciences and Neurological Disorders	458,477	-
Health and Human Services, Department of	Direct		5 R37 NS094804-07	93.853	Extramural Research Programs in the Neurosciences and Neurological Disorders	587,659	-
Health and Human Services, Department of	Direct		5 U01 NS090364-05	93.853	Extramural Research Programs in the Neurosciences and Neurological Disorders	419	-
Health and Human Services, Department of	Direct		5 U01 NS099043-02	93.853	Extramural Research Programs in the Neurosciences and Neurological Disorders	2,684,353	2,083,828
Health and Human Services, Department of	Direct		5 U01 NS099046 02	93.853	Extramural Research Programs in the Neurosciences and Neurological Disorders	4,173,446	1,190,035
Health and Human Services, Department of	Direct		5 U01 NS100611-04	93.853	Extramural Research Programs in the Neurosciences and Neurological Disorders	132,478	-
Health and Human Services, Department of	Direct		5 U01 NS106670-04	93.853	Extramural Research Programs in the Neurosciences and Neurological Disorders	357,074	-
Health and Human Services, Department of	Direct		5 U10 NS086526-05	93.853	Extramural Research Programs in the Neurosciences and Neurological Disorders	(2,107)	-
Health and Human Services, Department of	Direct		5 U24 NS100659-05	93.853	Extramural Research Programs in the Neurosciences and Neurological Disorders	605,541	74,738
Health and Human Services, Department of	Direct		5 U24 NS107158-04	93.853	Extramural Research Programs in the Neurosciences and Neurological Disorders	216,813	-
Health and Human Services, Department of	Direct		5 U24 NS107214-04	93.853	Extramural Research Programs in the Neurosciences and Neurological Disorders	356,641	-
Health and Human Services, Department of	Direct		5 U54NS117170 02	93.853	Extramural Research Programs in the Neurosciences and Neurological Disorders	1,354,142	392,013
Health and Human Services, Department of	Direct		5 UH3 NS092981-05	93.853	Extramural Research Programs in the Neurosciences and Neurological Disorders	(272,263)	-
Health and Human Services, Department of	Direct		9 R01 NS122534 06A1	93.853	Extramural Research Programs in the Neurosciences and Neurological Disorders	185,112	-
Health and Human Services, Department of	Direct		T32 NS007222	93.853	Extramural Research Programs in the Neurosciences and Neurological Disorders	378,516	-
Health and Human Services, Department of	Direct		T32 NS076401	93.853	Extramural Research Programs in the Neurosciences and Neurological Disorders	75,414	-
Health and Human Services, Department of	Pass-Through	California Institute of Technology	S469468	93.853	Extramural Research Programs in the Neurosciences and Neurological Disorders	71,892	-
Health and Human Services, Department of	Pass-Through	Case Western Reserve University	RES514267	93.853	Extramural Research Programs in the Neurosciences and Neurological Disorders	83,813	-
Health and Human Services, Department of	Pass-Through	Colorado School of Mines	401419-5802	93.853	Extramural Research Programs in the Neurosciences and Neurological Disorders	60,966	-
Health and Human Services, Department of	Pass-Through	Columbia University	17(GG015970-01)G15052	93.853	Extramural Research Programs in the Neurosciences and Neurological Disorders	28,031	-
Health and Human Services, Department of	Pass-Through	Duke University	A032127	93.853	Extramural Research Programs in the Neurosciences and Neurological Disorders	27,539	-
Health and Human Services, Department of	Pass-Through	Hennepin Healthcare Research Institute (HHRI)	15186-02	93.853	Extramural Research Programs in the Neurosciences and Neurological Disorders	714,419	-
Health and Human Services, Department of	Pass-Through	Houston Methodist Research Institute	AGMT 4553AM1	93.853	Extramural Research Programs in the Neurosciences and Neurological Disorders	5,298	-
Health and Human Services, Department of	Pass-Through	Houston Methodist Research Institute	AGMT00004553	93.853	Extramural Research Programs in the Neurosciences and Neurological Disorders	52,529	-
Health and Human Services, Department of	Pass-Through	Kennedy Krieger Institute	Subaward Agreement	93.853	Extramural Research Programs in the Neurosciences and Neurological Disorders	100,067	-
Health and Human Services, Department of	Pass-Through	Michigan State University	RC111114B	93.853	Extramural Research Programs in the Neurosciences and Neurological Disorders	84,231	-
Health and Human Services, Department of	Pass-Through	Stanford University	62556501-179030	93.853	Extramural Research Programs in the Neurosciences and Neurological Disorders	1,041	-
Health and Human Services, Department of	Pass-Through	The University of Texas Health Science Center at Houston	SA0000224	93.853	Extramural Research Programs in the Neurosciences and Neurological Disorders	12,844	-
Health and Human Services, Department of	Pass-Through	The University of Texas Medical Branch at Galveston (UTMB)	20-84848-01	93.853	Extramural Research Programs in the Neurosciences and Neurological Disorders	19,077	-
Health and Human Services, Department of	Pass-Through	The University of Texas Southwestern Medical Center	GMO 210602 PO0000002344	93.853	Extramural Research Programs in the Neurosciences and Neurological Disorders	156,047	-

University of Michigan
Schedule of Expenditures of Federal Awards
For the Year Ended June 30, 2021

Cluster Title/Federal Grantor/Program	Type	Pass-Through Grantor	Award Identifier	Assistance Listing		Federal Expenditures	Passed-Through to Subrecipients
				Number	Assistance Listing Program Title		
Health and Human Services, Department of	Pass-Through	The University of Texas Southwestern Medical Center	GMO200206	93.853	Extramural Research Programs in the Neurosciences and Neurological Disorders	2,826	-
Health and Human Services, Department of	Pass-Through	Thomas Jefferson University	080-02000-S36701 PO200014209	93.853	Extramural Research Programs in the Neurosciences and Neurological Disorders	14,402	-
Health and Human Services, Department of	Pass-Through	Tufts University	NIH171_Ye	93.853	Extramural Research Programs in the Neurosciences and Neurological Disorders	88,098	-
Health and Human Services, Department of	Pass-Through	University of California - San Francisco	10180sc	93.853	Extramural Research Programs in the Neurosciences and Neurological Disorders	(947)	-
Health and Human Services, Department of	Pass-Through	University of California - San Francisco	11991sc	93.853	Extramural Research Programs in the Neurosciences and Neurological Disorders	199,393	-
Health and Human Services, Department of	Pass-Through	University of California - San Francisco	11991sc	93.853	Extramural Research Programs in the Neurosciences and Neurological Disorders	34,261	-
Health and Human Services, Department of	Pass-Through	University of Cincinnati	011414-Adm- Kleindorfer	93.853	Extramural Research Programs in the Neurosciences and Neurological Disorders	18,098	-
Health and Human Services, Department of	Pass-Through	University of Cincinnati	011414-Adm-Brown	93.853	Extramural Research Programs in the Neurosciences and Neurological Disorders	12,378	-
Health and Human Services, Department of	Pass-Through	University of Iowa	S00947-02/11246800	93.853	Extramural Research Programs in the Neurosciences and Neurological Disorders	7,849	-
Health and Human Services, Department of	Pass-Through	University of Kansas	FY2021-018	93.853	Extramural Research Programs in the Neurosciences and Neurological Disorders	36,323	-
Health and Human Services, Department of	Pass-Through	University of Minnesota	N004631406	93.853	Extramural Research Programs in the Neurosciences and Neurological Disorders	49,516	-
Health and Human Services, Department of	Pass-Through	University of Minnesota	P006124701	93.853	Extramural Research Programs in the Neurosciences and Neurological Disorders	645	-
Health and Human Services, Department of	Pass-Through	University of Pittsburgh	AWD00001302 (133623-1)	93.853	Extramural Research Programs in the Neurosciences and Neurological Disorders	4,827	-
Health and Human Services, Department of	Pass-Through	University of Pittsburgh	AWD00001302 (135341-1)	93.853	Extramural Research Programs in the Neurosciences and Neurological Disorders	2,463	-
Health and Human Services, Department of	Pass-Through	University of Southern California	PO 50966645	93.853	Extramural Research Programs in the Neurosciences and Neurological Disorders	11,376	-
Health and Human Services, Department of	Pass-Through	University of Virginia	GB10094 PO 2167241	93.853	Extramural Research Programs in the Neurosciences and Neurological Disorders	309,729	-
Health and Human Services, Department of	Pass-Through	University of Virginia	GB10094-147355	93.853	Extramural Research Programs in the Neurosciences and Neurological Disorders	(2,444)	-
Health and Human Services, Department of	Pass-Through	University of Virginia	GC12107-149698	93.853	Extramural Research Programs in the Neurosciences and Neurological Disorders	(46,619)	-
Health and Human Services, Department of	Pass-Through	University of Wisconsin	000000039	93.853	Extramural Research Programs in the Neurosciences and Neurological Disorders	71,452	-
Health and Human Services, Department of	Pass-Through	Vanderbilt University	UNIV59892	93.853	Extramural Research Programs in the Neurosciences and Neurological Disorders	106,212	-
Health and Human Services, Department of	Pass-Through	Wayne State University	WSU19085-A2	93.853	Extramural Research Programs in the Neurosciences and Neurological Disorders	83,914	-
Health and Human Services, Department of	Pass-Through	Wayne State University	WSU21026	93.853	Extramural Research Programs in the Neurosciences and Neurological Disorders	12,255	-
Health and Human Services, Department of	Pass-Through	William Marsh Rice University	R23341	93.853	Extramural Research Programs in the Neurosciences and Neurological Disorders	33,226	-
Health and Human Services, Department of	Pass-Through	Yale University	GR110764 (CON-80002808)	93.853	Extramural Research Programs in the Neurosciences and Neurological Disorders	1,041	-
						\$ 38,991,054	\$ 4,784,003
Health and Human Services, Department of	Direct		1 F31 A1140618-01	93.855	Allergy and Infectious Diseases Research	(1,762)	-
Health and Human Services, Department of	Direct		1 F31 A1152297-01A1	93.855	Allergy and Infectious Diseases Research	25,821	-
Health and Human Services, Department of	Direct		1 F31 A1152365-01A1	93.855	Allergy and Infectious Diseases Research	21,656	-
Health and Human Services, Department of	Direct		1 R01 A1141673-01A1	93.855	Allergy and Infectious Diseases Research	52,283	-
Health and Human Services, Department of	Direct		1 R01 A1150687-01	93.855	Allergy and Infectious Diseases Research	35,875	-
Health and Human Services, Department of	Direct		1 R01 A1157384-01A1	93.855	Allergy and Infectious Diseases Research	9,662	-
Health and Human Services, Department of	Direct		1 R03 A1159298-01	93.855	Allergy and Infectious Diseases Research	16,510	-
Health and Human Services, Department of	Direct		1 R21 A1154647-01A1	93.855	Allergy and Infectious Diseases Research	20,578	-
Health and Human Services, Department of	Direct		1 R21 A1155944-01	93.855	Allergy and Infectious Diseases Research	78,546	-
Health and Human Services, Department of	Direct		1 R21 A1159219-01	93.855	Allergy and Infectious Diseases Research	31,437	-
Health and Human Services, Department of	Direct		1 R21 A1159304-01	93.855	Allergy and Infectious Diseases Research	27,440	-
Health and Human Services, Department of	Direct		1 R21 A1160610-01	93.855	Allergy and Infectious Diseases Research	50,521	-
Health and Human Services, Department of	Direct		1 R56 A1150660-01A1	93.855	Allergy and Infectious Diseases Research	35,120	-
Health and Human Services, Department of	Direct		2 R01 A1059722-15A1	93.855	Allergy and Infectious Diseases Research	688,563	-
Health and Human Services, Department of	Direct		2 R01 A1120526-06	93.855	Allergy and Infectious Diseases Research	418,244	-
Health and Human Services, Department of	Direct		3 K01 A1141579-03S1	93.855	Allergy and Infectious Diseases Research	10,743	-
Health and Human Services, Department of	Direct		3 R01 A1120997-04S1	93.855	Allergy and Infectious Diseases Research	303,991	190,395
Health and Human Services, Department of	Direct		4 R37A1063331-16	93.855	Allergy and Infectious Diseases Research	229,287	-
Health and Human Services, Department of	Direct		5 F30 A1136315-04	93.855	Allergy and Infectious Diseases Research	38,999	-
Health and Human Services, Department of	Direct		5 F30 A1145113-02	93.855	Allergy and Infectious Diseases Research	40,535	-
Health and Human Services, Department of	Direct		5 F31 A1131957-03	93.855	Allergy and Infectious Diseases Research	3,917	-
Health and Human Services, Department of	Direct		5 F31 A1134287-02	93.855	Allergy and Infectious Diseases Research	508	-
Health and Human Services, Department of	Direct		5 F32 A1134016-03	93.855	Allergy and Infectious Diseases Research	12,142	-

University of Michigan
 Schedule of Expenditures of Federal Awards
 For the Year Ended June 30, 2021

Cluster Title/Federal Grantor/Program	Type	Pass-Through Grantor	Award Identifier	Assistance Listing		Federal Expenditures	Passed-Through to Subrecipients
				Number	Assistance Listing Program Title		
Health and Human Services, Department of	Direct		5 F32 A1147527-03	93.855	Allergy and Infectious Diseases Research	55,682	-
Health and Human Services, Department of	Direct		5 F32 A1150027-02	93.855	Allergy and Infectious Diseases Research	60,486	-
Health and Human Services, Department of	Direct		5 K01 A1137123-03	93.855	Allergy and Infectious Diseases Research	96,825	-
Health and Human Services, Department of	Direct		5 K01 A1141579-03	93.855	Allergy and Infectious Diseases Research	101,276	-
Health and Human Services, Department of	Direct		5 K01 A1145080-02	93.855	Allergy and Infectious Diseases Research	112,395	-
Health and Human Services, Department of	Direct		5 K08 A1119182-05	93.855	Allergy and Infectious Diseases Research	144,010	-
Health and Human Services, Department of	Direct		5 K08 A1128006-04	93.855	Allergy and Infectious Diseases Research	199,295	-
Health and Human Services, Department of	Direct		5 K08 A1130362-03	93.855	Allergy and Infectious Diseases Research	116,225	-
Health and Human Services, Department of	Direct		5 K22 A1137299-02	93.855	Allergy and Infectious Diseases Research	149,392	-
Health and Human Services, Department of	Direct		5 K23 A1123595-05	93.855	Allergy and Infectious Diseases Research	207,599	-
Health and Human Services, Department of	Direct		5 R01 A1 140133-03	93.855	Allergy and Infectious Diseases Research	674,607	97,313
Health and Human Services, Department of	Direct		5 R01 A1044115-21	93.855	Allergy and Infectious Diseases Research	514,066	-
Health and Human Services, Department of	Direct		5 R01 A1046675-21	93.855	Allergy and Infectious Diseases Research	380,007	-
Health and Human Services, Department of	Direct		5 R01 A1060584-14	93.855	Allergy and Infectious Diseases Research	154,805	-
Health and Human Services, Department of	Direct		5 R01 A1063331-14	93.855	Allergy and Infectious Diseases Research	242,738	-
Health and Human Services, Department of	Direct		5 R01 A1064296-15	93.855	Allergy and Infectious Diseases Research	435,788	-
Health and Human Services, Department of	Direct		5 R01 A1071727-15	93.855	Allergy and Infectious Diseases Research	567,368	18,196
Health and Human Services, Department of	Direct		5 R01 A1080870-10	93.855	Allergy and Infectious Diseases Research	(8,854)	-
Health and Human Services, Department of	Direct		5 R01 A1091627-07	93.855	Allergy and Infectious Diseases Research	(2,589)	(2,589)
Health and Human Services, Department of	Direct		5 R01 A110780-05	93.855	Allergy and Infectious Diseases Research	172,383	13,430
Health and Human Services, Department of	Direct		5 R01 A112626-05	93.855	Allergy and Infectious Diseases Research	27,220	29,962
Health and Human Services, Department of	Direct		5 R01 A1117229-05	93.855	Allergy and Infectious Diseases Research	188,670	-
Health and Human Services, Department of	Direct		5 R01 A1119446-06	93.855	Allergy and Infectious Diseases Research	710,308	-
Health and Human Services, Department of	Direct		5 R01 A1120526-04	93.855	Allergy and Infectious Diseases Research	109	-
Health and Human Services, Department of	Direct		5 R01 A1120607-05	93.855	Allergy and Infectious Diseases Research	242,114	62,100
Health and Human Services, Department of	Direct		5 R01 A1120997-05	93.855	Allergy and Infectious Diseases Research	455,746	255,256
Health and Human Services, Department of	Direct		5 R01 A1121302-05	93.855	Allergy and Infectious Diseases Research	283,765	-
Health and Human Services, Department of	Direct		5 R01 A1123093-04	93.855	Allergy and Infectious Diseases Research	342,776	172,039
Health and Human Services, Department of	Direct		5 R01 A1123957-04	93.855	Allergy and Infectious Diseases Research	277,029	-
Health and Human Services, Department of	Direct		5 R01 A1125307-05	93.855	Allergy and Infectious Diseases Research	532,817	92,870
Health and Human Services, Department of	Direct		5 R01 A1127070-05	93.855	Allergy and Infectious Diseases Research	655,775	-
Health and Human Services, Department of	Direct		5 R01 A1129958-05	93.855	Allergy and Infectious Diseases Research	554,752	-
Health and Human Services, Department of	Direct		5 R01 A1130025-05	93.855	Allergy and Infectious Diseases Research	366,128	-
Health and Human Services, Department of	Direct		5 R01 A1132372-04	93.855	Allergy and Infectious Diseases Research	817,718	662,093
Health and Human Services, Department of	Direct		5 R01 A1134678-04	93.855	Allergy and Infectious Diseases Research	583,284	-
Health and Human Services, Department of	Direct		5 R01 A1134731-03	93.855	Allergy and Infectious Diseases Research	582,582	117,082
Health and Human Services, Department of	Direct		5 R01 A1134999-03	93.855	Allergy and Infectious Diseases Research	436,564	-
Health and Human Services, Department of	Direct		5 R01 A1136941-03	93.855	Allergy and Infectious Diseases Research	415,505	-
Health and Human Services, Department of	Direct		5 R01 A1136977-03	93.855	Allergy and Infectious Diseases Research	620,670	357,629
Health and Human Services, Department of	Direct		5 R01 A1137085 04	93.855	Allergy and Infectious Diseases Research	241,312	21,889
Health and Human Services, Department of	Direct		5 R01 A1138347-04	93.855	Allergy and Infectious Diseases Research	463,783	-
Health and Human Services, Department of	Direct		5 R01 A1138348-04	93.855	Allergy and Infectious Diseases Research	481,785	-
Health and Human Services, Department of	Direct		5 R01 A1141591-03	93.855	Allergy and Infectious Diseases Research	330,828	175,211
Health and Human Services, Department of	Direct		5 R01 A1148076-03	93.855	Allergy and Infectious Diseases Research	605,579	267,723
Health and Human Services, Department of	Direct		5 R01 A1148084-03	93.855	Allergy and Infectious Diseases Research	433,122	-
Health and Human Services, Department of	Direct		5 R01 A1148259-02	93.855	Allergy and Infectious Diseases Research	326,430	38,744
Health and Human Services, Department of	Direct		5 R01 A1148289-02	93.855	Allergy and Infectious Diseases Research	534,826	-
Health and Human Services, Department of	Direct		5 R01 A1148371-02	93.855	Allergy and Infectious Diseases Research	675,173	-
Health and Human Services, Department of	Direct		5 R01 A1148383-03	93.855	Allergy and Infectious Diseases Research	696,650	-
Health and Human Services, Department of	Direct		5 R01 A1150897-02	93.855	Allergy and Infectious Diseases Research	595,075	279,405
Health and Human Services, Department of	Direct		5 R01 A1151588-02	93.855	Allergy and Infectious Diseases Research	166,491	-
Health and Human Services, Department of	Direct		5 R01 A1152517 02	93.855	Allergy and Infectious Diseases Research	446,670	-
Health and Human Services, Department of	Direct		5 R01 A1154072-02	93.855	Allergy and Infectious Diseases Research	468,368	-
Health and Human Services, Department of	Direct		5 R01 A1155678-02	93.855	Allergy and Infectious Diseases Research	242,973	34,731
Health and Human Services, Department of	Direct		5 R01 A133935-04	93.855	Allergy and Infectious Diseases Research	573,723	-
Health and Human Services, Department of	Direct		5 R01 A1116791-05	93.855	Allergy and Infectious Diseases Research	(320,554)	-
Health and Human Services, Department of	Direct		5 R01A1118886-05	93.855	Allergy and Infectious Diseases Research	236,949	81,000
Health and Human Services, Department of	Direct		5 R01A1121156-05	93.855	Allergy and Infectious Diseases Research	149,138	-
Health and Human Services, Department of	Direct		5 R01A1143852-03	93.855	Allergy and Infectious Diseases Research	628,240	65,446
Health and Human Services, Department of	Direct		5 R01A1149669-02	93.855	Allergy and Infectious Diseases Research	559,773	-
Health and Human Services, Department of	Direct		5 R03 A1130610-02	93.855	Allergy and Infectious Diseases Research	(8,005)	-
Health and Human Services, Department of	Direct		5 R2 1A1142144-02	93.855	Allergy and Infectious Diseases Research	207,614	109,989
Health and Human Services, Department of	Direct		5 R21 A1122244-02	93.855	Allergy and Infectious Diseases Research	697	-
Health and Human Services, Department of	Direct		5 R21 A1126054-02	93.855	Allergy and Infectious Diseases Research	(3,832)	-
Health and Human Services, Department of	Direct		5 R21 A1128120-02	93.855	Allergy and Infectious Diseases Research	(4,878)	-
Health and Human Services, Department of	Direct		5 R21 A1130328 02	93.855	Allergy and Infectious Diseases Research	48,167	-
Health and Human Services, Department of	Direct		5 R21 A1132379-02	93.855	Allergy and Infectious Diseases Research	100,819	-
Health and Human Services, Department of	Direct		5 R21 A1135403-02	93.855	Allergy and Infectious Diseases Research	(69,785)	-
Health and Human Services, Department of	Direct		5 R21 A1135559-02	93.855	Allergy and Infectious Diseases Research	18,897	12,017
Health and Human Services, Department of	Direct		5 R21 A1136657-02	93.855	Allergy and Infectious Diseases Research	121	-
Health and Human Services, Department of	Direct		5 R21 A1137535-02	93.855	Allergy and Infectious Diseases Research	100,418	68,339
Health and Human Services, Department of	Direct		5 R21 A1137669-02	93.855	Allergy and Infectious Diseases Research	(3,229)	-

University of Michigan
 Schedule of Expenditures of Federal Awards
 For the Year Ended June 30, 2021

Cluster Title/Federal Grantor/Program	Type	Pass-Through Grantor	Award Identifier	Assistance Listing		Federal Expenditures	Passed-Through to Subrecipients
				Number	Assistance Listing Program Title		
Health and Human Services, Department of	Direct		5 R21 AI138177-02	93.855	Allergy and Infectious Diseases Research	153,440	-
Health and Human Services, Department of	Direct		5 R21 AI138180-02	93.855	Allergy and Infectious Diseases Research	168,117	-
Health and Human Services, Department of	Direct		5 R21 AI140106-02	93.855	Allergy and Infectious Diseases Research	114,862	-
Health and Human Services, Department of	Direct		5 R21 AI141832-02	93.855	Allergy and Infectious Diseases Research	96,485	-
Health and Human Services, Department of	Direct		5 R21 AI141835-02	93.855	Allergy and Infectious Diseases Research	153,327	20,563
Health and Human Services, Department of	Direct		5 R21 AI142032-02	93.855	Allergy and Infectious Diseases Research	102,369	-
Health and Human Services, Department of	Direct		5 R21 AI142047 - 02	93.855	Allergy and Infectious Diseases Research	158,926	-
Health and Human Services, Department of	Direct		5 R21 AI142073-02	93.855	Allergy and Infectious Diseases Research	207,601	-
Health and Human Services, Department of	Direct		5 R21 AI143276-02	93.855	Allergy and Infectious Diseases Research	151,783	-
Health and Human Services, Department of	Direct		5 R21 AI146659-02	93.855	Allergy and Infectious Diseases Research	206,724	-
Health and Human Services, Department of	Direct		5 R21 AI147155-02	93.855	Allergy and Infectious Diseases Research	176,445	-
Health and Human Services, Department of	Direct		5 R21 AI147677-02	93.855	Allergy and Infectious Diseases Research	133,637	50,034
Health and Human Services, Department of	Direct		5 R21 AI148381-02	93.855	Allergy and Infectious Diseases Research	203,498	-
Health and Human Services, Department of	Direct		5 R21 AI152865-02	93.855	Allergy and Infectious Diseases Research	104,076	-
Health and Human Services, Department of	Direct		5 R21 AI154128-02	93.855	Allergy and Infectious Diseases Research	212,161	-
Health and Human Services, Department of	Direct		5 R21AI140449-02	93.855	Allergy and Infectious Diseases Research	184,167	-
Health and Human Services, Department of	Direct		5 R33 AI116158-05	93.855	Allergy and Infectious Diseases Research	30,602	-
Health and Human Services, Department of	Direct		5 R33 AI116190-05	93.855	Allergy and Infectious Diseases Research	37,489	-
Health and Human Services, Department of	Direct		5 R33 AI127492-04	93.855	Allergy and Infectious Diseases Research	534,232	-
Health and Human Services, Department of	Direct		5 U01 AI124255-05	93.855	Allergy and Infectious Diseases Research	1,263,183	256,531
Health and Human Services, Department of	Direct		5 U19 AI116482-05	93.855	Allergy and Infectious Diseases Research	(214,530)	4,181
Health and Human Services, Department of	Direct		5 UH2 AI132931-02	93.855	Allergy and Infectious Diseases Research	175,678	80,321
Health and Human Services, Department of	Direct		5 UH3AI128900 05	93.855	Allergy and Infectious Diseases Research	70,262	-
Health and Human Services, Department of	Direct		5 UM1 AI110557-05	93.855	Allergy and Infectious Diseases Research	(98)	-
Health and Human Services, Department of	Direct		5 UM1AI144298-03	93.855	Allergy and Infectious Diseases Research	68,343	-
Health and Human Services, Department of	Direct		5R01AI155444-02	93.855	Allergy and Infectious Diseases Research	284,370	-
Health and Human Services, Department of	Direct		5R21 AI148767-02	93.855	Allergy and Infectious Diseases Research	185,606	-
Health and Human Services, Department of	Direct		5-R21AI137222-02	93.855	Allergy and Infectious Diseases Research	106,235	1,046
Health and Human Services, Department of	Direct		5R21AI148898-02	93.855	Allergy and Infectious Diseases Research	83,345	-
Health and Human Services, Department of	Direct		T32 AI007413	93.855	Allergy and Infectious Diseases Research	366,968	-
Health and Human Services, Department of	Direct		T32 AI007528	93.855	Allergy and Infectious Diseases Research	331,424	-
Health and Human Services, Department of	Pass-Through	Benaroya Research Institute at Virginia Mason (BRI)	FY17ITN211	93.855	Allergy and Infectious Diseases Research	4,836	-
Health and Human Services, Department of	Pass-Through	Benaroya Research Institute at Virginia Mason (BRI)	FY19ITN079	93.855	Allergy and Infectious Diseases Research	(3)	-
Health and Human Services, Department of	Pass-Through	Benaroya Research Institute at Virginia Mason (BRI)	FY19ITN211/ITN075AI	93.855	Allergy and Infectious Diseases Research	10,289	-
Health and Human Services, Department of	Pass-Through	Benaroya Research Institute at Virginia Mason (BRI)	FY20ITN079	93.855	Allergy and Infectious Diseases Research	33,384	-
Health and Human Services, Department of	Pass-Through	Benaroya Research Institute at Virginia Mason (BRI)	FY20ITN211	93.855	Allergy and Infectious Diseases Research	70,944	-
Health and Human Services, Department of	Pass-Through	Benaroya Research Institute at Virginia Mason (BRI)	FY20ITN211	93.855	Allergy and Infectious Diseases Research	19,817	-
Health and Human Services, Department of	Pass-Through	Benaroya Research Institute at Virginia Mason (BRI)	FY20ITN351	93.855	Allergy and Infectious Diseases Research	38,870	-
Health and Human Services, Department of	Pass-Through	Benaroya Research Institute at Virginia Mason (BRI)	FY21ITN431	93.855	Allergy and Infectious Diseases Research	115,981	-
Health and Human Services, Department of	Pass-Through	Colorado State University	G-15193-02	93.855	Allergy and Infectious Diseases Research	18,906	-
Health and Human Services, Department of	Pass-Through	Columbia University	4(GG011022-01)	93.855	Allergy and Infectious Diseases Research	(4,108)	-
Health and Human Services, Department of	Pass-Through	Emory University	A287840	93.855	Allergy and Infectious Diseases Research	(18,569)	-
Health and Human Services, Department of	Pass-Through	Emory University	A318717	93.855	Allergy and Infectious Diseases Research	274,187	-
Health and Human Services, Department of	Pass-Through	Emory University	T939626	93.855	Allergy and Infectious Diseases Research	(14,841)	-
Health and Human Services, Department of	Pass-Through	Henry Ford Health System	B23832UMICH/PO0012903591	93.855	Allergy and Infectious Diseases Research	419,507	-
Health and Human Services, Department of	Pass-Through	Johns Hopkins University	2004030292	93.855	Allergy and Infectious Diseases Research	30,351	-
Health and Human Services, Department of	Pass-Through	Johns Hopkins University	2004765799	93.855	Allergy and Infectious Diseases Research	24,150	-
Health and Human Services, Department of	Pass-Through	Johns Hopkins University	LDR 01 MOD 09	93.855	Allergy and Infectious Diseases Research	17,646	-
Health and Human Services, Department of	Pass-Through	Johns Hopkins University	LDR 02	93.855	Allergy and Infectious Diseases Research	20,511	-
Health and Human Services, Department of	Pass-Through	McGill University	PT 86060	93.855	Allergy and Infectious Diseases Research	4,621	-
Health and Human Services, Department of	Pass-Through	Michigan State University	RC105644UofM	93.855	Allergy and Infectious Diseases Research	15,293	-
Health and Human Services, Department of	Pass-Through	Michigan State University	RC107329UM	93.855	Allergy and Infectious Diseases Research	6,574	-
Health and Human Services, Department of	Pass-Through	Michigan State University	RC107329UM	93.855	Allergy and Infectious Diseases Research	2,390	-
Health and Human Services, Department of	Pass-Through	Northwestern University	60047274 RUM	93.855	Allergy and Infectious Diseases Research	22,199	-
Health and Human Services, Department of	Pass-Through	Pennsylvania State University	5869-UM-DHHS-0856	93.855	Allergy and Infectious Diseases Research	12,903	-
Health and Human Services, Department of	Pass-Through	Rush University Medical Center	18092008-Sub01	93.855	Allergy and Infectious Diseases Research	179,192	-
Health and Human Services, Department of	Pass-Through	Scripps Research Institute, The	5-27170	93.855	Allergy and Infectious Diseases Research	(11,184)	-
Health and Human Services, Department of	Pass-Through	Seattle Children's Hospital	12138SUB	93.855	Allergy and Infectious Diseases Research	49,356	-
Health and Human Services, Department of	Pass-Through	St. Jude Children's Research Hospital	112525010-7883641	93.855	Allergy and Infectious Diseases Research	(3,181)	-
Health and Human Services, Department of	Pass-Through	St. Jude Children's Research Hospital	112525020-7932713	93.855	Allergy and Infectious Diseases Research	654,054	-
Health and Human Services, Department of	Pass-Through	St. Jude Children's Research Hospital	112525021-7937140	93.855	Allergy and Infectious Diseases Research	367,052	-
Health and Human Services, Department of	Pass-Through	St. Jude Children's Research Hospital	112525030-8001519	93.855	Allergy and Infectious Diseases Research	103,532	-
Health and Human Services, Department of	Pass-Through	Sustainable Sciences Institute	F038211	93.855	Allergy and Infectious Diseases Research	4,553	-
Health and Human Services, Department of	Pass-Through	The Icahn School of Medicine at Mount Sinai (ISMMS)	0255-1351-4609	93.855	Allergy and Infectious Diseases Research	(846)	-
Health and Human Services, Department of	Pass-Through	The Icahn School of Medicine at Mount Sinai (ISMMS)	0255-B001-4609	93.855	Allergy and Infectious Diseases Research	(1,572)	-
Health and Human Services, Department of	Pass-Through	The Icahn School of Medicine at Mount Sinai (ISMMS)	0255-B002-4609	93.855	Allergy and Infectious Diseases Research	(8,129)	-
Health and Human Services, Department of	Pass-Through	The Icahn School of Medicine at Mount Sinai (ISMMS)	0255-B003-4609	93.855	Allergy and Infectious Diseases Research	39,658	-
Health and Human Services, Department of	Pass-Through	Therapeutics System Research Lab, Inc. (TSRL, Inc.)	Subcontract 19-PAF01327	93.855	Allergy and Infectious Diseases Research	5,822	-
Health and Human Services, Department of	Pass-Through	Tufts University	100610-00001	93.855	Allergy and Infectious Diseases Research	(12,777)	-
Health and Human Services, Department of	Pass-Through	Tufts University	NIH121/PO# EP0195361	93.855	Allergy and Infectious Diseases Research	212,430	-
Health and Human Services, Department of	Pass-Through	University of California - Berkeley	00008952	93.855	Allergy and Infectious Diseases Research	2,332	-
Health and Human Services, Department of	Pass-Through	University of California - Berkeley	00010292/PO-BB01333226	93.855	Allergy and Infectious Diseases Research	19,780	-

University of Michigan
 Schedule of Expenditures of Federal Awards
 For the Year Ended June 30, 2021

Cluster Title/Federal Grantor/Program	Type	Pass-Through Grantor	Award Identifier	Assistance Listing		Federal Expenditures	Passed-Through to Subrecipients
				Number	Assistance Listing Program Title		
Health and Human Services, Department of	Pass-Through	University of California - Berkeley	00010422/PO BB01420235	93.855	Allergy and Infectious Diseases Research	59,440	-
Health and Human Services, Department of	Pass-Through	University of California - Berkeley	00010454/POBB01420521	93.855	Allergy and Infectious Diseases Research	78,080	-
Health and Human Services, Department of	Pass-Through	University of California - Davis	A19-2105-S001	93.855	Allergy and Infectious Diseases Research	22,824	-
Health and Human Services, Department of	Pass-Through	University of California - San Francisco	111102sc	93.855	Allergy and Infectious Diseases Research	3,511	-
Health and Human Services, Department of	Pass-Through	University of California - San Francisco	111102SC	93.855	Allergy and Infectious Diseases Research	11,767	-
Health and Human Services, Department of	Pass-Through	University of California - San Francisco	8808sc	93.855	Allergy and Infectious Diseases Research	(7,753)	-
Health and Human Services, Department of	Pass-Through	University of California - San Francisco	8808sc	93.855	Allergy and Infectious Diseases Research	29,674	-
Health and Human Services, Department of	Pass-Through	University of Chicago	AWD100226 (SUB00000052	93.855	Allergy and Infectious Diseases Research	133,015	-
Health and Human Services, Department of	Pass-Through	University of Florida, The	SUB00001658 - Project P0105695	93.855	Allergy and Infectious Diseases Research	29,602	-
Health and Human Services, Department of	Pass-Through	University of Georgia	SUB00002053	93.855	Allergy and Infectious Diseases Research	172,291	-
Health and Human Services, Department of	Pass-Through	University of Iowa	S02227-01	93.855	Allergy and Infectious Diseases Research	27,706	-
Health and Human Services, Department of	Pass-Through	University of North Carolina at Chapel Hill	5115151	93.855	Allergy and Infectious Diseases Research	24,313	-
Health and Human Services, Department of	Pass-Through	University of Pennsylvania	574524/4145570PO4338198	93.855	Allergy and Infectious Diseases Research	51,187	-
Health and Human Services, Department of	Pass-Through	University of Pennsylvania	574524/PO4564889	93.855	Allergy and Infectious Diseases Research	56,725	-
Health and Human Services, Department of	Pass-Through	University of Pittsburgh	CNVA00050569 (127631-2)	93.855	Allergy and Infectious Diseases Research	332,906	-
Health and Human Services, Department of	Pass-Through	University of Washington	UWSC12201/BPO51323	93.855	Allergy and Infectious Diseases Research	150,733	-
Health and Human Services, Department of	Pass-Through	University of Washington	UWSC12296	93.855	Allergy and Infectious Diseases Research	73,952	-
Health and Human Services, Department of	Pass-Through	Vanderbilt University	VUMC64255	93.855	Allergy and Infectious Diseases Research	(9,230)	-
Health and Human Services, Department of	Pass-Through	Vanderbilt University	VUMC64255	93.855	Allergy and Infectious Diseases Research	(4,942)	-
Health and Human Services, Department of	Pass-Through	Vanderbilt University	VUMC64255	93.855	Allergy and Infectious Diseases Research	107,530	-
Health and Human Services, Department of	Pass-Through	Vanderbilt University	VUMC64255	93.855	Allergy and Infectious Diseases Research	15,006	-
Health and Human Services, Department of	Pass-Through	Vanderbilt University	VUMC67195	93.855	Allergy and Infectious Diseases Research	35,248	-
Health and Human Services, Department of	Pass-Through	VLP Biotech, Inc	R44AI142939	93.855	Allergy and Infectious Diseases Research	173,052	-
Health and Human Services, Department of	Pass-Through	Washington University in St. Louis	WU-19-228	93.855	Allergy and Infectious Diseases Research	12,553	-
Health and Human Services, Department of	Pass-Through	Western Michigan University	500.008	93.855	Allergy and Infectious Diseases Research	4,592	-
Health and Human Services, Department of	Pass-Through	Yale University	GR111609 (CON-80002812)	93.855	Allergy and Infectious Diseases Research	6,057	-
						\$ 33,707,466	\$ 3,632,946
Health and Human Services, Department of	Direct		1 F31 GM140677-01	93.859	Biomedical Research and Research Training	2,243	-
Health and Human Services, Department of	Direct		1 F32 GM137465-01	93.859	Biomedical Research and Research Training	57,316	-
Health and Human Services, Department of	Direct		1 F32 GM140547-01	93.859	Biomedical Research and Research Training	28,098	-
Health and Human Services, Department of	Direct		1 K99 GM141267-01	93.859	Biomedical Research and Research Training	35,080	-
Health and Human Services, Department of	Direct		1 K99 GM141365-01	93.859	Biomedical Research and Research Training	17,344	-
Health and Human Services, Department of	Direct		1 R01 GM126028-01A1	93.859	Biomedical Research and Research Training	(1,718)	-
Health and Human Services, Department of	Direct		1 R01 GM137577-01A1	93.859	Biomedical Research and Research Training	155,714	-
Health and Human Services, Department of	Direct		1 R01 GM139916-01	93.859	Biomedical Research and Research Training	141,386	-
Health and Human Services, Department of	Direct		1 R01 GM139926-01	93.859	Biomedical Research and Research Training	42,494	1,643
Health and Human Services, Department of	Direct		1 R01 GM140135-01	93.859	Biomedical Research and Research Training	213,744	-
Health and Human Services, Department of	Direct		1 R01 GM141086-01	93.859	Biomedical Research and Research Training	43,473	-
Health and Human Services, Department of	Direct		1 R15 GM134389-01	93.859	Biomedical Research and Research Training	22,900	-
Health and Human Services, Department of	Direct		1 R15GM135766-01A1	93.859	Biomedical Research and Research Training	33,113	-
Health and Human Services, Department of	Direct		1 R35 GM133404-01	93.859	Biomedical Research and Research Training	(35,791)	-
Health and Human Services, Department of	Direct		1 R35 GM136341-02	93.859	Biomedical Research and Research Training	403,177	-
Health and Human Services, Department of	Direct		1 R35 GM136360-02	93.859	Biomedical Research and Research Training	66,966	-
Health and Human Services, Department of	Direct		1 R35 GM139484-01	93.859	Biomedical Research and Research Training	176,600	-
Health and Human Services, Department of	Direct		1 R35 GM139573-01	93.859	Biomedical Research and Research Training	35,144	-
Health and Human Services, Department of	Direct		2 R01 GM056398 22	93.859	Biomedical Research and Research Training	88,345	-
Health and Human Services, Department of	Direct		2 R01 GM065330-14	93.859	Biomedical Research and Research Training	3,567	-
Health and Human Services, Department of	Direct		2 R01 GM083107-13	93.859	Biomedical Research and Research Training	(14,213)	-
Health and Human Services, Department of	Direct		2 R01 GM093088-09	93.859	Biomedical Research and Research Training	102,837	-
Health and Human Services, Department of	Direct		2 R01 GM118651-06	93.859	Biomedical Research and Research Training	299,403	-
Health and Human Services, Department of	Direct		2 R35 GM118073-06	93.859	Biomedical Research and Research Training	35,146	-
Health and Human Services, Department of	Direct		2 R35 GM118133-06	93.859	Biomedical Research and Research Training	43,090	-
Health and Human Services, Department of	Direct		4 R00 GM128180-03	93.859	Biomedical Research and Research Training	21,427	-
Health and Human Services, Department of	Direct		5 R01 GM111486-05	93.859	Biomedical Research and Research Training	95,911	-
Health and Human Services, Department of	Direct		5 F31 GM131631-03	93.859	Biomedical Research and Research Training	14,697	-
Health and Human Services, Department of	Direct		5 F31 GM134671-02	93.859	Biomedical Research and Research Training	16,786	-
Health and Human Services, Department of	Direct		5 F31 GM139291-02	93.859	Biomedical Research and Research Training	44,593	-
Health and Human Services, Department of	Direct		5 F31 GM139387-02	93.859	Biomedical Research and Research Training	48,848	-
Health and Human Services, Department of	Direct		5 F32 FMI26635-02	93.859	Biomedical Research and Research Training	16,385	-
Health and Human Services, Department of	Direct		5 F32 GM130010-02	93.859	Biomedical Research and Research Training	609	-
Health and Human Services, Department of	Direct		5 F32 GM133099-02	93.859	Biomedical Research and Research Training	59,261	-
Health and Human Services, Department of	Direct		5 F32 GM136020-02	93.859	Biomedical Research and Research Training	66,913	-
Health and Human Services, Department of	Direct		5 F32 GM136022-02	93.859	Biomedical Research and Research Training	67,183	-
Health and Human Services, Department of	Direct		5 F32 GM137513-02	93.859	Biomedical Research and Research Training	67,721	-
Health and Human Services, Department of	Direct		5 F32 GM137527-02	93.859	Biomedical Research and Research Training	60,023	-
Health and Human Services, Department of	Direct		5 K12 GM111725-05	93.859	Biomedical Research and Research Training	700,578	60,191
Health and Human Services, Department of	Direct		5 K23 GM126317-04	93.859	Biomedical Research and Research Training	170,059	-
Health and Human Services, Department of	Direct		5 R00 GM117268-05	93.859	Biomedical Research and Research Training	(6,134)	-
Health and Human Services, Department of	Direct		5 R00 GM127757-04	93.859	Biomedical Research and Research Training	242,979	-
Health and Human Services, Department of	Direct		5 R01 GM024872 44	93.859	Biomedical Research and Research Training	443,642	-
Health and Human Services, Department of	Direct		5 R01 GM024872-42	93.859	Biomedical Research and Research Training	26,493	-
Health and Human Services, Department of	Direct		5 R01 GM037554-28	93.859	Biomedical Research and Research Training	(7)	-

University of Michigan
Schedule of Expenditures of Federal Awards
For the Year Ended June 30, 2021

Cluster Title/Federal Grantor/Program	Type	Pass-Through Grantor	Award Identifier	Assistance Listing		Federal Expenditures	Passed-Through to Subrecipients
				Number	Assistance Listing Program Title		
Health and Human Services, Department of	Direct		5 R01 GM053536-20	93.859	Biomedical Research and Research Training	(7,670)	-
Health and Human Services, Department of	Direct		5 R01 GM056398-21	93.859	Biomedical Research and Research Training	220,876	-
Health and Human Services, Department of	Direct		5 R01 GM062261-12	93.859	Biomedical Research and Research Training	448,615	13,246
Health and Human Services, Department of	Direct		5 R01 GM076477-22	93.859	Biomedical Research and Research Training	3,761	-
Health and Human Services, Department of	Direct		5 R01 GM077430 15	93.859	Biomedical Research and Research Training	569,664	23,930
Health and Human Services, Department of	Direct		5 R01 GM081702-08	93.859	Biomedical Research and Research Training	(676)	-
Health and Human Services, Department of	Direct		5 R01 GM084018-08	93.859	Biomedical Research and Research Training	(5,124)	-
Health and Human Services, Department of	Direct		5 R01 GM084127-09	93.859	Biomedical Research and Research Training	(679)	-
Health and Human Services, Department of	Direct		5 R01 GM086596-11	93.859	Biomedical Research and Research Training	414,849	-
Health and Human Services, Department of	Direct		5 R01 GM086610-10	93.859	Biomedical Research and Research Training	(183,712)	-
Health and Human Services, Department of	Direct		5 R01 GM088242 13	93.859	Biomedical Research and Research Training	202,231	19,512
Health and Human Services, Department of	Direct		5 R01 GM093088-08	93.859	Biomedical Research and Research Training	(1,259)	-
Health and Human Services, Department of	Direct		5 R01 GM094231 12	93.859	Biomedical Research and Research Training	405,663	-
Health and Human Services, Department of	Direct		5 R01 GM095832-08	93.859	Biomedical Research and Research Training	184,103	-
Health and Human Services, Department of	Direct		5 R01 GM098578-08	93.859	Biomedical Research and Research Training	38,489	-
Health and Human Services, Department of	Direct		5 R01 GM101171-09	93.859	Biomedical Research and Research Training	254,870	-
Health and Human Services, Department of	Direct		5 R01 GM103232-06	93.859	Biomedical Research and Research Training	125,960	-
Health and Human Services, Department of	Direct		5 R01 GM103695-11	93.859	Biomedical Research and Research Training	(13)	-
Health and Human Services, Department of	Direct		5 R01 GM107148-05	93.859	Biomedical Research and Research Training	4,285	-
Health and Human Services, Department of	Direct		5 R01 GM108468-04	93.859	Biomedical Research and Research Training	(19,163)	-
Health and Human Services, Department of	Direct		5 R01 GM108722-05	93.859	Biomedical Research and Research Training	14,691	-
Health and Human Services, Department of	Direct		5 R01 GM110052-08	93.859	Biomedical Research and Research Training	501,830	-
Health and Human Services, Department of	Direct		5 R01 GM110289-04	93.859	Biomedical Research and Research Training	17,369	-
Health and Human Services, Department of	Direct		5 R01 GM111293 06	93.859	Biomedical Research and Research Training	411,693	-
Health and Human Services, Department of	Direct		5 R01 GM111305-04	93.859	Biomedical Research and Research Training	(57,162)	-
Health and Human Services, Department of	Direct		5 R01 GM111400-04	93.859	Biomedical Research and Research Training	40,451	-
Health and Human Services, Department of	Direct		5 R01 GM111997-05	93.859	Biomedical Research and Research Training	47,671	-
Health and Human Services, Department of	Direct		5 R01 GM112786-04	93.859	Biomedical Research and Research Training	(2,468)	-
Health and Human Services, Department of	Direct		5 R01 GM112794-05	93.859	Biomedical Research and Research Training	88,705	-
Health and Human Services, Department of	Direct		5 R01 GM112794-07	93.859	Biomedical Research and Research Training	275,458	-
Health and Human Services, Department of	Direct		5 R01 GM115481-04	93.859	Biomedical Research and Research Training	2,458	-
Health and Human Services, Department of	Direct		5 R01 GM116204-04	93.859	Biomedical Research and Research Training	(410)	5,708
Health and Human Services, Department of	Direct		5 R01 GM117141-06	93.859	Biomedical Research and Research Training	223,056	-
Health and Human Services, Department of	Direct		5 R01 GM118308-04	93.859	Biomedical Research and Research Training	23,804	-
Health and Human Services, Department of	Direct		5 R01 GM118475-05	93.859	Biomedical Research and Research Training	216,533	-
Health and Human Services, Department of	Direct		5 R01 GM118524-03	93.859	Biomedical Research and Research Training	8,393	-
Health and Human Services, Department of	Direct		5 R01 GM118644-05	93.859	Biomedical Research and Research Training	237,577	-
Health and Human Services, Department of	Direct		5 R01 GM118647-04	93.859	Biomedical Research and Research Training	47,618	-
Health and Human Services, Department of	Direct		5 R01 GM118751-04	93.859	Biomedical Research and Research Training	(21,366)	-
Health and Human Services, Department of	Direct		5 R01 GM120056-05	93.859	Biomedical Research and Research Training	575,399	-
Health and Human Services, Department of	Direct		5 R01 GM120093-04	93.859	Biomedical Research and Research Training	(103)	-
Health and Human Services, Department of	Direct		5 R01 GM120094-05	93.859	Biomedical Research and Research Training	183,468	-
Health and Human Services, Department of	Direct		5 R01 GM120142-06	93.859	Biomedical Research and Research Training	352,681	-
Health and Human Services, Department of	Direct		5 R01 GM120767-14	93.859	Biomedical Research and Research Training	119,376	-
Health and Human Services, Department of	Direct		5 R01 GM121656-04	93.859	Biomedical Research and Research Training	180,057	77,972
Health and Human Services, Department of	Direct		5 R01 GM121919-04	93.859	Biomedical Research and Research Training	225,244	-
Health and Human Services, Department of	Direct		5 R01 GM122434-04	93.859	Biomedical Research and Research Training	312,137	7,156
Health and Human Services, Department of	Direct		5 R01 GM122803-03	93.859	Biomedical Research and Research Training	20,766	-
Health and Human Services, Department of	Direct		5 R01 GM123069-03	93.859	Biomedical Research and Research Training	(7,685)	-
Health and Human Services, Department of	Direct		5 R01 GM123513-04	93.859	Biomedical Research and Research Training	143,217	-
Health and Human Services, Department of	Direct		5 R01 GM124030-04	93.859	Biomedical Research and Research Training	291,147	-
Health and Human Services, Department of	Direct		5 R01 GM124061-05	93.859	Biomedical Research and Research Training	374,402	115,756
Health and Human Services, Department of	Direct		5 R01 GM124174-04	93.859	Biomedical Research and Research Training	369,382	-
Health and Human Services, Department of	Direct		5 R01 GM124248-04	93.859	Biomedical Research and Research Training	215,319	-
Health and Human Services, Department of	Direct		5 R01 GM124251-04	93.859	Biomedical Research and Research Training	226,550	158,272
Health and Human Services, Department of	Direct		5 R01 GM124283-04	93.859	Biomedical Research and Research Training	262,043	-
Health and Human Services, Department of	Direct		5 R01 GM124571-04	93.859	Biomedical Research and Research Training	481,403	-
Health and Human Services, Department of	Direct		5 R01 GM127367-04	93.859	Biomedical Research and Research Training	279,042	-
Health and Human Services, Department of	Direct		5 R01 GM127774-04	93.859	Biomedical Research and Research Training	505,172	30,546
Health and Human Services, Department of	Direct		5 R01 GM127787-03	93.859	Biomedical Research and Research Training	778,476	-
Health and Human Services, Department of	Direct		5 R01 GM129123-04	93.859	Biomedical Research and Research Training	442,229	-
Health and Human Services, Department of	Direct		5 R01 GM129347-03	93.859	Biomedical Research and Research Training	215,897	24,613
Health and Human Services, Department of	Direct		5 R01 GM130763-03S1	93.859	Biomedical Research and Research Training	206,389	-
Health and Human Services, Department of	Direct		5 R01 GM130997-03	93.859	Biomedical Research and Research Training	376,450	310,944
Health and Human Services, Department of	Direct		5 R01 GM133858-02	93.859	Biomedical Research and Research Training	119,204	-
Health and Human Services, Department of	Direct		5 R01 GM133873-03	93.859	Biomedical Research and Research Training	387,092	-
Health and Human Services, Department of	Direct		5 R01 GM135252-03	93.859	Biomedical Research and Research Training	278,105	-
Health and Human Services, Department of	Direct		5 R01 GM135346-02	93.859	Biomedical Research and Research Training	127,120	-
Health and Human Services, Department of	Direct		5 R01 GM136822-02	93.859	Biomedical Research and Research Training	100,058	-
Health and Human Services, Department of	Direct		5 R01 GM138620-02	93.859	Biomedical Research and Research Training	225,193	-
Health and Human Services, Department of	Direct		5 R01 GM139842 02	93.859	Biomedical Research and Research Training	121,006	-
Health and Human Services, Department of	Direct		5 R01GM062357-17	93.859	Biomedical Research and Research Training	44,396	-

University of Michigan
 Schedule of Expenditures of Federal Awards
 For the Year Ended June 30, 2021

Cluster Title/Federal Grantor/Program	Type	Pass-Through Grantor	Award Identifier	Assistance Listing		Federal Expenditures	Passed-Through to Subrecipients
				Number	Assistance Listing Program Title		
Health and Human Services, Department of	Direct		5 R01GM065372-13	93.859	Biomedical Research and Research Training	315,306	-
Health and Human Services, Department of	Direct		5 R01GM073836-14	93.859	Biomedical Research and Research Training	81,620	-
Health and Human Services, Department of	Direct		5 R01GM086610-12	93.859	Biomedical Research and Research Training	291,442	-
Health and Human Services, Department of	Direct		5 R01GM103894-09	93.859	Biomedical Research and Research Training	302,188	-
Health and Human Services, Department of	Direct		5 R01GM111476-05	93.859	Biomedical Research and Research Training	(199)	-
Health and Human Services, Department of	Direct		5 R01GM117425-06	93.859	Biomedical Research and Research Training	322,273	-
Health and Human Services, Department of	Direct		5 R01GM118651-04	93.859	Biomedical Research and Research Training	(290)	-
Health and Human Services, Department of	Direct		5 R01GM120110-05	93.859	Biomedical Research and Research Training	382,830	-
Health and Human Services, Department of	Direct		5 R01-GM125881-04	93.859	Biomedical Research and Research Training	255,928	-
Health and Human Services, Department of	Direct		5 R01GM129255 03	93.859	Biomedical Research and Research Training	317,111	21,649
Health and Human Services, Department of	Direct		5 R01GM132342-02	93.859	Biomedical Research and Research Training	147,015	-
Health and Human Services, Department of	Direct		5 R13 GM117845-03	93.859	Biomedical Research and Research Training	3,505	-
Health and Human Services, Department of	Direct		5 R21 GM128022 02	93.859	Biomedical Research and Research Training	65,903	-
Health and Human Services, Department of	Direct		5 R21 GM134157-02	93.859	Biomedical Research and Research Training	251,290	-
Health and Human Services, Department of	Direct		5 R21 GM140359-02	93.859	Biomedical Research and Research Training	58,361	-
Health and Human Services, Department of	Direct		5 R21GM134285-02	93.859	Biomedical Research and Research Training	259,806	118,655
Health and Human Services, Department of	Direct		5 R25 GM086262-13	93.859	Biomedical Research and Research Training	376,321	-
Health and Human Services, Department of	Direct		5 R35 GM118101-05	93.859	Biomedical Research and Research Training	295,640	-
Health and Human Services, Department of	Direct		5 R35 GM119688-05	93.859	Biomedical Research and Research Training	540,140	-
Health and Human Services, Department of	Direct		5 R35 GM122506-05	93.859	Biomedical Research and Research Training	546,129	-
Health and Human Services, Department of	Direct		5 R35 GM124875-05	93.859	Biomedical Research and Research Training	311,196	-
Health and Human Services, Department of	Direct		5 R35 GM124880-05	93.859	Biomedical Research and Research Training	390,590	-
Health and Human Services, Department of	Direct		5 R35 GM126917-04	93.859	Biomedical Research and Research Training	464,361	-
Health and Human Services, Department of	Direct		5 R35 GM126983-04S1	93.859	Biomedical Research and Research Training	545,363	-
Health and Human Services, Department of	Direct		5 R35 GM127303-04	93.859	Biomedical Research and Research Training	771,901	-
Health and Human Services, Department of	Direct		5 R35 GM128592-04	93.859	Biomedical Research and Research Training	447,050	-
Health and Human Services, Department of	Direct		5 R35 GM128637-04	93.859	Biomedical Research and Research Training	405,560	-
Health and Human Services, Department of	Direct		5 R35 GM128768-04	93.859	Biomedical Research and Research Training	484,134	-
Health and Human Services, Department of	Direct		5 R35 GM128819-04	93.859	Biomedical Research and Research Training	341,891	-
Health and Human Services, Department of	Direct		5 R35 GM128830-04	93.859	Biomedical Research and Research Training	358,228	-
Health and Human Services, Department of	Direct		5 R35 GM128836-04	93.859	Biomedical Research and Research Training	210,093	-
Health and Human Services, Department of	Direct		5 R35 GM130292 03	93.859	Biomedical Research and Research Training	519,606	-
Health and Human Services, Department of	Direct		5 R35 GM130331-03	93.859	Biomedical Research and Research Training	449,455	-
Health and Human Services, Department of	Direct		5 R35 GM130587-03	93.859	Biomedical Research and Research Training	1,100,846	-
Health and Human Services, Department of	Direct		5 R35 GM131720-03	93.859	Biomedical Research and Research Training	482,449	14,218
Health and Human Services, Department of	Direct		5 R35 GM131744-03	93.859	Biomedical Research and Research Training	742,955	-
Health and Human Services, Department of	Direct		5 R35 GM131772-03	93.859	Biomedical Research and Research Training	347,748	-
Health and Human Services, Department of	Direct		5 R35 GM131835 03	93.859	Biomedical Research and Research Training	361,373	38,541
Health and Human Services, Department of	Direct		5 R35 GM131919-03	93.859	Biomedical Research and Research Training	741,332	-
Health and Human Services, Department of	Direct		5 R35 GM131922-03	93.859	Biomedical Research and Research Training	793,313	-
Health and Human Services, Department of	Direct		5 R35 GM133325-03	93.859	Biomedical Research and Research Training	616,914	-
Health and Human Services, Department of	Direct		5 R35 GM133466-03	93.859	Biomedical Research and Research Training	212,314	-
Health and Human Services, Department of	Direct		5 R35 GM136300-02	93.859	Biomedical Research and Research Training	291,417	-
Health and Human Services, Department of	Direct		5 R35 GM136312-02	93.859	Biomedical Research and Research Training	326,432	-
Health and Human Services, Department of	Direct		5 R35 GM136332-02	93.859	Biomedical Research and Research Training	335,804	-
Health and Human Services, Department of	Direct		5 R35 GM136356-02	93.859	Biomedical Research and Research Training	742,544	-
Health and Human Services, Department of	Direct		5 R35 GM136422-02	93.859	Biomedical Research and Research Training	518,443	-
Health and Human Services, Department of	Direct		5 R35 GM137795-02	93.859	Biomedical Research and Research Training	258,138	-
Health and Human Services, Department of	Direct		5 R35 GM137832-02	93.859	Biomedical Research and Research Training	285,350	-
Health and Human Services, Department of	Direct		5 R35 GM138121-02	93.859	Biomedical Research and Research Training	236,592	-
Health and Human Services, Department of	Direct		5 R35 GM138271-02	93.859	Biomedical Research and Research Training	272,300	-
Health and Human Services, Department of	Direct		5 R35 GM138279-02	93.859	Biomedical Research and Research Training	269,985	-
Health and Human Services, Department of	Direct		5 R35 GM138346-02	93.859	Biomedical Research and Research Training	346,881	-
Health and Human Services, Department of	Direct		5 R35GM118073-05	93.859	Biomedical Research and Research Training	169,564	-
Health and Human Services, Department of	Direct		5 R35GM118133-05	93.859	Biomedical Research and Research Training	245,986	-
Health and Human Services, Department of	Direct		5 R35GM130183-03	93.859	Biomedical Research and Research Training	417,021	-
Health and Human Services, Department of	Direct		5 R35GM133737-03	93.859	Biomedical Research and Research Training	399,712	-
Health and Human Services, Department of	Direct		5 R35GM136441-02	93.859	Biomedical Research and Research Training	289,719	-
Health and Human Services, Department of	Direct		5 R35GM137833-02	93.859	Biomedical Research and Research Training	276,291	-
Health and Human Services, Department of	Direct		5 R37 GM039451-35	93.859	Biomedical Research and Research Training	335,317	-
Health and Human Services, Department of	Direct		5 R37 GM062261-19	93.859	Biomedical Research and Research Training	(276)	-
Health and Human Services, Department of	Direct		5 R37 GM076343-15	93.859	Biomedical Research and Research Training	7,749	-
Health and Human Services, Department of	Direct		5 R37 GM076343-17	93.859	Biomedical Research and Research Training	424,186	-
Health and Human Services, Department of	Direct		5 U01 GM110712-05	93.859	Biomedical Research and Research Training	67,807	-
Health and Human Services, Department of	Direct		5 U54 A1150470-10	93.859	Biomedical Research and Research Training	5,211,895	3,719,710
Health and Human Services, Department of	Direct		7 R01 GM114471-06	93.859	Biomedical Research and Research Training	116,709	-
Health and Human Services, Department of	Direct		T32 GM007315	93.859	Biomedical Research and Research Training	696,748	-
Health and Human Services, Department of	Direct		T32 GM007544	93.859	Biomedical Research and Research Training	578,278	-
Health and Human Services, Department of	Direct		T32 GM007767	93.859	Biomedical Research and Research Training	(146,710)	-
Health and Human Services, Department of	Direct		T32 GM007863	93.859	Biomedical Research and Research Training	(750,882)	-
Health and Human Services, Department of	Direct		T32 GM007863	93.859	Biomedical Research and Research Training	1,976,688	-
Health and Human Services, Department of	Direct		T32 GM008322	93.859	Biomedical Research and Research Training	318,613	-

University of Michigan
 Schedule of Expenditures of Federal Awards
 For the Year Ended June 30, 2021

Cluster Title/Federal Grantor/Program	Type	Pass-Through Grantor	Award Identifier	Assistance Listing		Federal Expenditures	Passed-Through to Subrecipients
				Number	Assistance Listing Program Title		
Health and Human Services, Department of	Direct		T32 GM008353	93.859	Biomedical Research and Research Training	383,739	-
Health and Human Services, Department of	Direct		T32 GM008616	93.859	Biomedical Research and Research Training	64,729	-
Health and Human Services, Department of	Direct		T32 GM070449	93.859	Biomedical Research and Research Training	559,734	-
Health and Human Services, Department of	Direct		T32 GM103730	93.859	Biomedical Research and Research Training	139,441	-
Health and Human Services, Department of	Direct		T32 GM113900	93.859	Biomedical Research and Research Training	277,998	-
Health and Human Services, Department of	Direct		T32 GM132046	93.859	Biomedical Research and Research Training	427,804	-
Health and Human Services, Department of	Pass-Through Boston University		4500002268	93.859	Biomedical Research and Research Training	22,441	-
Health and Human Services, Department of	Pass-Through Cornell University		87641-11479	93.859	Biomedical Research and Research Training	46,370	-
Health and Human Services, Department of	Pass-Through Georgia Institute of Technology		AWD-101737-G1	93.859	Biomedical Research and Research Training	56,686	-
Health and Human Services, Department of	Pass-Through Li-Cor, Inc		Subaward under NIH Contract 2R	93.859	Biomedical Research and Research Training	70,700	-
Health and Human Services, Department of	Pass-Through Louisiana State University		19-21-313	93.859	Biomedical Research and Research Training	(8,303)	-
Health and Human Services, Department of	Pass-Through Michigan State University		RC105133UM	93.859	Biomedical Research and Research Training	(15,280)	-
Health and Human Services, Department of	Pass-Through Ohio State University, The		60078036	93.859	Biomedical Research and Research Training	32,248	-
Health and Human Services, Department of	Pass-Through The Buck Institute for Research on Aging		SA41001-UM, PO# 59638	93.859	Biomedical Research and Research Training	10,569	-
Health and Human Services, Department of	Pass-Through The University of Texas Southwestern Medical Center		GM0211002 P00000002086	93.859	Biomedical Research and Research Training	53,033	-
Health and Human Services, Department of	Pass-Through University of California - San Francisco		10836sc	93.859	Biomedical Research and Research Training	(18,163)	-
Health and Human Services, Department of	Pass-Through University of California - San Francisco		11282SC	93.859	Biomedical Research and Research Training	(68,073)	-
Health and Human Services, Department of	Pass-Through University of Chicago		AWD100944 (SUB00000256)	93.859	Biomedical Research and Research Training	67,995	-
Health and Human Services, Department of	Pass-Through University of Chicago		FP066905-A (5200578601-5)	93.859	Biomedical Research and Research Training	113,372	-
Health and Human Services, Department of	Pass-Through University of Colorado-Denver/Anschutz Medical Campus		7R01GM128508-03 FY20.1022.001	93.859	Biomedical Research and Research Training	(4,922)	-
Health and Human Services, Department of	Pass-Through University of Colorado-Denver/Anschutz Medical Campus		7R01GM128508-03 FY20.1022.001	93.859	Biomedical Research and Research Training	78,024	-
Health and Human Services, Department of	Pass-Through University of Illinois-Urbana-Champaign		084206-16671	93.859	Biomedical Research and Research Training	257,676	-
Health and Human Services, Department of	Pass-Through University of Illinois-Urbana-Champaign		101639-18156	93.859	Biomedical Research and Research Training	12,538	-
Health and Human Services, Department of	Pass-Through University of Maryland, Baltimore (UMB)		HHS00022-01	93.859	Biomedical Research and Research Training	242,528	-
Health and Human Services, Department of	Pass-Through University of Pittsburgh		CNVA00050768 (128482-1)	93.859	Biomedical Research and Research Training	(110)	-
Health and Human Services, Department of	Pass-Through University of Pittsburgh		CNVA00056812 (133186-7)	93.859	Biomedical Research and Research Training	(22,794)	-
Health and Human Services, Department of	Pass-Through University of Virginia		GB10847.PO#2328661	93.859	Biomedical Research and Research Training	9,589	-
Health and Human Services, Department of	Pass-Through University of Wisconsin		0000001273	93.859	Biomedical Research and Research Training	12,657	-
Health and Human Services, Department of	Pass-Through Wayne State University		WSU19024	93.859	Biomedical Research and Research Training	16,439	-
						\$ 50,662,985	\$ 4,762,262
Health and Human Services, Department of	Direct		1 DP2 HD091949-01	93.865	Child Health and Human Development Extramural Research	\$ 572,643	\$ -
Health and Human Services, Department of	Direct		1 F31 HD103430-01	93.865	Child Health and Human Development Extramural Research	53,060	-
Health and Human Services, Department of	Direct		1 F31 HD104339-01	93.865	Child Health and Human Development Extramural Research	6,069	-
Health and Human Services, Department of	Direct		1 F32 HD100021-01	93.865	Child Health and Human Development Extramural Research	10,217	-
Health and Human Services, Department of	Direct		1 F32 HD100025-01	93.865	Child Health and Human Development Extramural Research	6,433	-
Health and Human Services, Department of	Direct		1 F32 HD105375-01	93.865	Child Health and Human Development Extramural Research	16,641	-
Health and Human Services, Department of	Direct		1 R01 HD099135-02	93.865	Child Health and Human Development Extramural Research	557,688	-
Health and Human Services, Department of	Direct		1 R01 HD101522 01A1	93.865	Child Health and Human Development Extramural Research	60,418	-
Health and Human Services, Department of	Direct		1 R01 HD103620-01	93.865	Child Health and Human Development Extramural Research	83,662	-
Health and Human Services, Department of	Direct		1 R01 HD104345 01A1	93.865	Child Health and Human Development Extramural Research	45,326	-
Health and Human Services, Department of	Direct		1 R01HD 102370-01A1	93.865	Child Health and Human Development Extramural Research	32,074	-
Health and Human Services, Department of	Direct		1 R03 HD098705-02	93.865	Child Health and Human Development Extramural Research	54,803	-
Health and Human Services, Department of	Direct		1 R03 HD098706-02	93.865	Child Health and Human Development Extramural Research	44,865	-
Health and Human Services, Department of	Direct		1 R03 HD100814-01A1	93.865	Child Health and Human Development Extramural Research	5,111	-
Health and Human Services, Department of	Direct		1 R03 HD101752-01	93.865	Child Health and Human Development Extramural Research	3,751	-
Health and Human Services, Department of	Direct		1 R21 HD105204-01	93.865	Child Health and Human Development Extramural Research	4,291	-
Health and Human Services, Department of	Direct		1 R25 HD101358-02	93.865	Child Health and Human Development Extramural Research	145,123	-
Health and Human Services, Department of	Direct		2 R01 HD069609-11	93.865	Child Health and Human Development Extramural Research	8,556	-
Health and Human Services, Department of	Direct		2 R25 HD078226-07	93.865	Child Health and Human Development Extramural Research	53,173	-
Health and Human Services, Department of	Direct		3 R01 HD104671-01S2	93.865	Child Health and Human Development Extramural Research	30,778	-
Health and Human Services, Department of	Direct		3 R01 HD104680 01S1	93.865	Child Health and Human Development Extramural Research	9,392	-
Health and Human Services, Department of	Direct		5 F30 HD088055-04	93.865	Child Health and Human Development Extramural Research	8,386	-
Health and Human Services, Department of	Direct		5 F30 HD097961-03	93.865	Child Health and Human Development Extramural Research	42,716	-
Health and Human Services, Department of	Direct		5 F30 HD100163-03	93.865	Child Health and Human Development Extramural Research	46,293	-
Health and Human Services, Department of	Direct		5 F31 HD094480-03	93.865	Child Health and Human Development Extramural Research	(9,662)	-
Health and Human Services, Department of	Direct		5 F31 HD097830-04	93.865	Child Health and Human Development Extramural Research	37,571	-
Health and Human Services, Department of	Direct		5 F31 HD098779-03	93.865	Child Health and Human Development Extramural Research	37,561	-
Health and Human Services, Department of	Direct		5 F31 HD098804-03	93.865	Child Health and Human Development Extramural Research	45,106	-
Health and Human Services, Department of	Direct		5 F31 HD098870-02	93.865	Child Health and Human Development Extramural Research	30,710	-
Health and Human Services, Department of	Direct		5 F31 HD100069-02	93.865	Child Health and Human Development Extramural Research	44,938	-
Health and Human Services, Department of	Direct		5 F31 HD100124-03	93.865	Child Health and Human Development Extramural Research	37,394	-
Health and Human Services, Department of	Direct		5 F31 HD102122-02	93.865	Child Health and Human Development Extramural Research	33,258	-
Health and Human Services, Department of	Direct		5 F31 HD102160-02	93.865	Child Health and Human Development Extramural Research	36,154	-
Health and Human Services, Department of	Direct		5 F32 HD093145-03	93.865	Child Health and Human Development Extramural Research	269	-
Health and Human Services, Department of	Direct		5 F32 HD095620-03	93.865	Child Health and Human Development Extramural Research	16,681	-
Health and Human Services, Department of	Direct		5 F32 HD100286-02	93.865	Child Health and Human Development Extramural Research	65,886	-
Health and Human Services, Department of	Direct		5 K01 HD079554-05	93.865	Child Health and Human Development Extramural Research	41,159	-
Health and Human Services, Department of	Direct		5 K12 HD028820-29	93.865	Child Health and Human Development Extramural Research	396,703	-
Health and Human Services, Department of	Direct		5 K12 HD065257-10	93.865	Child Health and Human Development Extramural Research	61,561	-
Health and Human Services, Department of	Direct		5 K23 HD083527-05	93.865	Child Health and Human Development Extramural Research	145,644	-
Health and Human Services, Department of	Direct		5 K23 HD084744-05	93.865	Child Health and Human Development Extramural Research	125,713	-
Health and Human Services, Department of	Direct		5 K23 HD092626-05	93.865	Child Health and Human Development Extramural Research	173,580	-

University of Michigan
 Schedule of Expenditures of Federal Awards
 For the Year Ended June 30, 2021

Cluster Title/Federal Grantor/Program	Type	Pass-Through Grantor	Award Identifier	Assistance Listing		Federal Expenditures	Passed-Through to Subrecipients
				Number	Assistance Listing Program Title		
Health and Human Services, Department of	Direct		5 K23 HD093815-03	93.865	Child Health and Human Development Extramural Research	153,340	-
Health and Human Services, Department of	Direct		5 K23 HD099283 02	93.865	Child Health and Human Development Extramural Research	113,164	-
Health and Human Services, Department of	Direct		5 P01 HD087155-05	93.865	Child Health and Human Development Extramural Research	654,118	86,225
Health and Human Services, Department of	Direct		5 P2C HD041028-20	93.865	Child Health and Human Development Extramural Research	504,996	-
Health and Human Services, Department of	Direct		5 R00 HD084758-05	93.865	Child Health and Human Development Extramural Research	95,471	-
Health and Human Services, Department of	Direct		5 R01 DK041469-20	93.865	Child Health and Human Development Extramural Research	489,597	-
Health and Human Services, Department of	Direct		5 R01 HD015434-38	93.865	Child Health and Human Development Extramural Research	562,843	-
Health and Human Services, Department of	Direct		5 R01 HD034283-25	93.865	Child Health and Human Development Extramural Research	325,761	-
Health and Human Services, Department of	Direct		5 R01 HD052646-13	93.865	Child Health and Human Development Extramural Research	2,069,854	-
Health and Human Services, Department of	Direct		5 R01 HD069609-10	93.865	Child Health and Human Development Extramural Research	2,474	-
Health and Human Services, Department of	Direct		5 R01 HD069702-11	93.865	Child Health and Human Development Extramural Research	523,534	-
Health and Human Services, Department of	Direct		5 R01 HD073475-05	93.865	Child Health and Human Development Extramural Research	(8,651)	-
Health and Human Services, Department of	Direct		5 R01 HD075806-05	93.865	Child Health and Human Development Extramural Research	107,436	-
Health and Human Services, Department of	Direct		5 R01 HD078397-05	93.865	Child Health and Human Development Extramural Research	(12,790)	-
Health and Human Services, Department of	Direct		5 R01 HD082122-05	93.865	Child Health and Human Development Extramural Research	401,099	245,203
Health and Human Services, Department of	Direct		5 R01 HD084163-05	93.865	Child Health and Human Development Extramural Research	62,850	-
Health and Human Services, Department of	Direct		5 R01 HD084526-06	93.865	Child Health and Human Development Extramural Research	390,737	53,432
Health and Human Services, Department of	Direct		5 R01 HD084633-05	93.865	Child Health and Human Development Extramural Research	475,414	173,767
Health and Human Services, Department of	Direct		5 R01 HD084652-05	93.865	Child Health and Human Development Extramural Research	296,892	15,828
Health and Human Services, Department of	Direct		5 R01 HD085233-05	93.865	Child Health and Human Development Extramural Research	288,201	200,418
Health and Human Services, Department of	Direct		5 R01 HD086583-05	93.865	Child Health and Human Development Extramural Research	360,130	68,402
Health and Human Services, Department of	Direct		5 R01 HD088506-05	93.865	Child Health and Human Development Extramural Research	312,896	168,469
Health and Human Services, Department of	Direct		5 R01 HD088521-05	93.865	Child Health and Human Development Extramural Research	475,804	-
Health and Human Services, Department of	Direct		5 R01 HD088638-04	93.865	Child Health and Human Development Extramural Research	572,181	189,510
Health and Human Services, Department of	Direct		5 R01 HD088712-05	93.865	Child Health and Human Development Extramural Research	523,071	88,959
Health and Human Services, Department of	Direct		5 R01 HD092498-04	93.865	Child Health and Human Development Extramural Research	361,593	-
Health and Human Services, Department of	Direct		5 R01 HD093450-04	93.865	Child Health and Human Development Extramural Research	530,209	328,235
Health and Human Services, Department of	Direct		5 R01 HD093570-03	93.865	Child Health and Human Development Extramural Research	134,235	-
Health and Human Services, Department of	Direct		5 R01 HD093611-04	93.865	Child Health and Human Development Extramural Research	461,461	52,281
Health and Human Services, Department of	Direct		5 R01 HD093733-04	93.865	Child Health and Human Development Extramural Research	456,199	-
Health and Human Services, Department of	Direct		5 R01 HD094736-04	93.865	Child Health and Human Development Extramural Research	384,289	-
Health and Human Services, Department of	Direct		5 R01 HD094772-04	93.865	Child Health and Human Development Extramural Research	499,734	-
Health and Human Services, Department of	Direct		5 R01 HD094954-03	93.865	Child Health and Human Development Extramural Research	208,931	-
Health and Human Services, Department of	Direct		5 R01 HD095053-02	93.865	Child Health and Human Development Extramural Research	66,132	12,916
Health and Human Services, Department of	Direct		5 R01 HD095463-04	93.865	Child Health and Human Development Extramural Research	443,861	-
Health and Human Services, Department of	Direct		5 R01 HD095920-04	93.865	Child Health and Human Development Extramural Research	680,897	-
Health and Human Services, Department of	Direct		5 R01 HD096277-04	93.865	Child Health and Human Development Extramural Research	460,903	139,187
Health and Human Services, Department of	Direct		5 R01 HD097096-03	93.865	Child Health and Human Development Extramural Research	593,841	-
Health and Human Services, Department of	Direct		5 R01 HD097107- 03	93.865	Child Health and Human Development Extramural Research	166,256	-
Health and Human Services, Department of	Direct		5 R01 HD098233-03	93.865	Child Health and Human Development Extramural Research	639,627	-
Health and Human Services, Department of	Direct		5 R01 HD099402-02	93.865	Child Health and Human Development Extramural Research	132,648	-
Health and Human Services, Department of	Direct		5 R01 HD100438-02	93.865	Child Health and Human Development Extramural Research	112,297	-
Health and Human Services, Department of	Direct		5 R01HD084163-07	93.865	Child Health and Human Development Extramural Research	138,979	5,617
Health and Human Services, Department of	Direct		5 R01HD093626-03	93.865	Child Health and Human Development Extramural Research	500,799	-
Health and Human Services, Department of	Direct		5 R01HD099096-02	93.865	Child Health and Human Development Extramural Research	295,179	182,759
Health and Human Services, Department of	Direct		5 R03 HD091480-02	93.865	Child Health and Human Development Extramural Research	775	-
Health and Human Services, Department of	Direct		5 R03 HD092639-02	93.865	Child Health and Human Development Extramural Research	23,417	-
Health and Human Services, Department of	Direct		5 R03 HD093876-02	93.865	Child Health and Human Development Extramural Research	252	-
Health and Human Services, Department of	Direct		5 R03 HD094077-02	93.865	Child Health and Human Development Extramural Research	7,079	-
Health and Human Services, Department of	Direct		5 R03 HD095717-02	93.865	Child Health and Human Development Extramural Research	18,218	-
Health and Human Services, Department of	Direct		5 R03 HD096189 012	93.865	Child Health and Human Development Extramural Research	31,055	-
Health and Human Services, Department of	Direct		5 R03 HD097704-02	93.865	Child Health and Human Development Extramural Research	130,342	-
Health and Human Services, Department of	Direct		5 R03 HD099097-02	93.865	Child Health and Human Development Extramural Research	51,180	-
Health and Human Services, Department of	Direct		5 R03 HD100443 02	93.865	Child Health and Human Development Extramural Research	68,255	-
Health and Human Services, Department of	Direct		5 R03 HD100602 02	93.865	Child Health and Human Development Extramural Research	68,109	-
Health and Human Services, Department of	Direct		5 R03HD101501 02	93.865	Child Health and Human Development Extramural Research	38,192	-
Health and Human Services, Department of	Direct		5 R21 HD090366-02	93.865	Child Health and Human Development Extramural Research	8,259	-
Health and Human Services, Department of	Direct		5 R21 HD092526-02	93.865	Child Health and Human Development Extramural Research	92,847	-
Health and Human Services, Department of	Direct		5 R21 HD092614-02	93.865	Child Health and Human Development Extramural Research	(20,047)	-
Health and Human Services, Department of	Direct		5 R21 HD093835-02	93.865	Child Health and Human Development Extramural Research	41,886	-
Health and Human Services, Department of	Direct		5 R21 HD094051-02	93.865	Child Health and Human Development Extramural Research	57,336	-
Health and Human Services, Department of	Direct		5 R21 HD094961-02	93.865	Child Health and Human Development Extramural Research	62,631	61,071
Health and Human Services, Department of	Direct		5 R21 HD095501-02	93.865	Child Health and Human Development Extramural Research	105,645	-
Health and Human Services, Department of	Direct		5 R21 HD096251-02	93.865	Child Health and Human Development Extramural Research	49,871	-
Health and Human Services, Department of	Direct		5 R21 HD097234 02	93.865	Child Health and Human Development Extramural Research	193,658	-
Health and Human Services, Department of	Direct		5 R21 HD097663-02	93.865	Child Health and Human Development Extramural Research	165,527	53,743
Health and Human Services, Department of	Direct		5 R21 HD098416-02	93.865	Child Health and Human Development Extramural Research	193,956	-
Health and Human Services, Department of	Direct		5 R21 HD100931-02	93.865	Child Health and Human Development Extramural Research	72,893	-
Health and Human Services, Department of	Direct		5 R21HD097387-02	93.865	Child Health and Human Development Extramural Research	198,974	37,304
Health and Human Services, Department of	Direct		5 R24 HD048404-17	93.865	Child Health and Human Development Extramural Research	730,774	-
Health and Human Services, Department of	Direct		5 R24 HD087149-04	93.865	Child Health and Human Development Extramural Research	905,241	211,207
Health and Human Services, Department of	Direct		5 R25 HD078226-05	93.865	Child Health and Human Development Extramural Research	(1,598)	-

University of Michigan
 Schedule of Expenditures of Federal Awards
 For the Year Ended June 30, 2021

Cluster Title/Federal Grantor/Program	Type	Pass-Through Grantor	Award Identifier	Assistance Listing		Federal Expenditures	Passed-Through to Subrecipients
				Number	Assistance Listing Program Title		
Health and Human Services, Department of	Direct		5 R25 HD082971-05	93.865	Child Health and Human Development Extramural Research	97,328	-
Health and Human Services, Department of	Direct		5 R25 HD083146-05	93.865	Child Health and Human Development Extramural Research	151,780	87,256
Health and Human Services, Department of	Direct		5 R25 HD084385-05	93.865	Child Health and Human Development Extramural Research	72,351	-
Health and Human Services, Department of	Direct		5 R37 HD034860-25	93.865	Child Health and Human Development Extramural Research	471,698	-
Health and Human Services, Department of	Direct		5 U24 HD048404-15	93.865	Child Health and Human Development Extramural Research	10,172	-
Health and Human Services, Department of	Direct		5 UH3 HD087979-05	93.865	Child Health and Human Development Extramural Research	842,864	-
Health and Human Services, Department of	Direct		7 R03 HD094594-03	93.865	Child Health and Human Development Extramural Research	75,602	-
Health and Human Services, Department of	Direct		9 R01 HD104173-05A1	93.865	Child Health and Human Development Extramural Research	9,925	-
Health and Human Services, Department of	Direct		T32 HD007109	93.865	Child Health and Human Development Extramural Research	367,881	-
Health and Human Services, Department of	Direct		T32 HD007109	93.865	Child Health and Human Development Extramural Research	6,029	-
Health and Human Services, Department of	Direct		T32 HD007339	93.865	Child Health and Human Development Extramural Research	487,894	-
Health and Human Services, Department of	Direct		T32 HD007505	93.865	Child Health and Human Development Extramural Research	368,084	-
Health and Human Services, Department of	Direct		T32 HD079342	93.865	Child Health and Human Development Extramural Research	179,038	-
Health and Human Services, Department of	Direct		T32 HD079350	93.865	Child Health and Human Development Extramural Research	27,586	-
Health and Human Services, Department of	Pass-Through	Albert Einstein College of Medicine	310897	93.865	Child Health and Human Development Extramural Research	15,542	-
Health and Human Services, Department of	Pass-Through	Ann and Robert H. Lurie Children's Hospital of Chicago	Subaward No. 901548-UM	93.865	Child Health and Human Development Extramural Research	52,028	-
Health and Human Services, Department of	Pass-Through	Baylor College of Medicine	7000001044	93.865	Child Health and Human Development Extramural Research	208,960	-
Health and Human Services, Department of	Pass-Through	Baylor University	7000001239	93.865	Child Health and Human Development Extramural Research	401,075	-
Health and Human Services, Department of	Pass-Through	Boston University	4500003526	93.865	Child Health and Human Development Extramural Research	34,872	-
Health and Human Services, Department of	Pass-Through	Bowling Green State University	10008712-UMICH	93.865	Child Health and Human Development Extramural Research	(4,952)	-
Health and Human Services, Department of	Pass-Through	Brandeis University	403519	93.865	Child Health and Human Development Extramural Research	162,616	-
Health and Human Services, Department of	Pass-Through	Brown University	00001324	93.865	Child Health and Human Development Extramural Research	37,677	-
Health and Human Services, Department of	Pass-Through	Cal Poly Corporation	2019-7-58223	93.865	Child Health and Human Development Extramural Research	39,964	-
Health and Human Services, Department of	Pass-Through	Central Michigan University	F63376	93.865	Child Health and Human Development Extramural Research	29,995	-
Health and Human Services, Department of	Pass-Through	Cincinnati Children's Hospital Medical Center (CCHMC)	Sub-award No 305632/3100653316	93.865	Child Health and Human Development Extramural Research	(1,890)	-
Health and Human Services, Department of	Pass-Through	Cornell University	83328-11165	93.865	Child Health and Human Development Extramural Research	40,227	-
Health and Human Services, Department of	Pass-Through	Duke University	A03-1155	93.865	Child Health and Human Development Extramural Research	52,220	-
Health and Human Services, Department of	Pass-Through	Eastern Michigan University	R70507-3215	93.865	Child Health and Human Development Extramural Research	439,704	-
Health and Human Services, Department of	Pass-Through	Emory University	T852991	93.865	Child Health and Human Development Extramural Research	89,673	-
Health and Human Services, Department of	Pass-Through	Florida State University	R000002658	93.865	Child Health and Human Development Extramural Research	22,343	-
Health and Human Services, Department of	Pass-Through	Florida State University	R000002659	93.865	Child Health and Human Development Extramural Research	29,796	-
Health and Human Services, Department of	Pass-Through	Florida State University	R02161	93.865	Child Health and Human Development Extramural Research	987	-
Health and Human Services, Department of	Pass-Through	George Washington University	17-M102	93.865	Child Health and Human Development Extramural Research	18,827	-
Health and Human Services, Department of	Pass-Through	Georgia Institute of Technology	AWD-101651-G1	93.865	Child Health and Human Development Extramural Research	18,072	-
Health and Human Services, Department of	Pass-Through	Indiana University	7993	93.865	Child Health and Human Development Extramural Research	30,756	-
Health and Human Services, Department of	Pass-Through	Indiana University	JAS8842-UM	93.865	Child Health and Human Development Extramural Research	60,806	-
Health and Human Services, Department of	Pass-Through	Indiana University	PO# 0131499 7993	93.865	Child Health and Human Development Extramural Research	(387)	-
Health and Human Services, Department of	Pass-Through	Johns Hopkins University	JHU Checklist# 5957, Task Orde	93.865	Child Health and Human Development Extramural Research	531,742	-
Health and Human Services, Department of	Pass-Through	Johns Hopkins University	JHU Checklist# 5957, Task Orde	93.865	Child Health and Human Development Extramural Research	199,927	-
Health and Human Services, Department of	Pass-Through	Johns Hopkins University	Task Order #5	93.865	Child Health and Human Development Extramural Research	311,391	-
Health and Human Services, Department of	Pass-Through	Massachusetts General Hospital	233249	93.865	Child Health and Human Development Extramural Research	62,357	-
Health and Human Services, Department of	Pass-Through	Mayo Clinic	THE-208735-04	93.865	Child Health and Human Development Extramural Research	9,671	-
Health and Human Services, Department of	Pass-Through	Medical College of Wisconsin	R01HD098231	93.865	Child Health and Human Development Extramural Research	33,112	-
Health and Human Services, Department of	Pass-Through	Medical College of Wisconsin	R01HD098231	93.865	Child Health and Human Development Extramural Research	34,944	-
Health and Human Services, Department of	Pass-Through	Medical College of Wisconsin	R01HD102496	93.865	Child Health and Human Development Extramural Research	37,440	-
Health and Human Services, Department of	Pass-Through	Michigan State University	RC106674B	93.865	Child Health and Human Development Extramural Research	201,884	-
Health and Human Services, Department of	Pass-Through	Michigan State University	RC106691C	93.865	Child Health and Human Development Extramural Research	148,389	-
Health and Human Services, Department of	Pass-Through	Michigan State University	RC107642UM	93.865	Child Health and Human Development Extramural Research	257,191	-
Health and Human Services, Department of	Pass-Through	Michigan State University	RC109029UM	93.865	Child Health and Human Development Extramural Research	3,040	-
Health and Human Services, Department of	Pass-Through	Michigan State University	RC109609UM	93.865	Child Health and Human Development Extramural Research	9,579	-
Health and Human Services, Department of	Pass-Through	Michigan State University	RC110267UM	93.865	Child Health and Human Development Extramural Research	17,556	-
Health and Human Services, Department of	Pass-Through	Michigan State University	RC111566B	93.865	Child Health and Human Development Extramural Research	23,349	-
Health and Human Services, Department of	Pass-Through	Michigan State University	RC111625B	93.865	Child Health and Human Development Extramural Research	240,694	-
Health and Human Services, Department of	Pass-Through	New York University	18-A1-00-1001408	93.865	Child Health and Human Development Extramural Research	(6,522)	-
Health and Human Services, Department of	Pass-Through	New York University	18-A1-00-1001408/111359	93.865	Child Health and Human Development Extramural Research	13,440	-
Health and Human Services, Department of	Pass-Through	New York University	18-A1-00-1001408/111359	93.865	Child Health and Human Development Extramural Research	4,256	-
Health and Human Services, Department of	Pass-Through	Pennsylvania State University	5469-UM-DHHS-0659	93.865	Child Health and Human Development Extramural Research	32,162	-
Health and Human Services, Department of	Pass-Through	Princeton University	SUB0000342	93.865	Child Health and Human Development Extramural Research	89,727	-
Health and Human Services, Department of	Pass-Through	Princeton University	SUB0000416	93.865	Child Health and Human Development Extramural Research	26,869	-
Health and Human Services, Department of	Pass-Through	Research Institute at Nationwide Children's Hospital	700171-0720-00	93.865	Child Health and Human Development Extramural Research	3,906	-
Health and Human Services, Department of	Pass-Through	Research Institute at Nationwide Children's Hospital	700171-0721-00	93.865	Child Health and Human Development Extramural Research	8,536	-
Health and Human Services, Department of	Pass-Through	Riverside Research Institute	NYO 11367.08.01.2019b	93.865	Child Health and Human Development Extramural Research	25,218	-
Health and Human Services, Department of	Pass-Through	Riverside Research Institute	NYO.11367.08.01.2019	93.865	Child Health and Human Development Extramural Research	4,827	-
Health and Human Services, Department of	Pass-Through	The Children's Hospital of Philadelphia	3201990721	93.865	Child Health and Human Development Extramural Research	33,564	-
Health and Human Services, Department of	Pass-Through	The Children's Hospital of Philadelphia	GRT-00000601	93.865	Child Health and Human Development Extramural Research	26,698	-
Health and Human Services, Department of	Pass-Through	The Children's Hospital of Philadelphia	GRT-00000762	93.865	Child Health and Human Development Extramural Research	8,005	-
Health and Human Services, Department of	Pass-Through	The University of Texas at Arlington (UTA)	2020GC0843	93.865	Child Health and Human Development Extramural Research	7,866	-
Health and Human Services, Department of	Pass-Through	The University of Texas Medical Branch at Galveston (UTMB)	19-83439-10	93.865	Child Health and Human Development Extramural Research	108,929	-
Health and Human Services, Department of	Pass-Through	The University of Texas Southwestern Medical Center	GMO 161107	93.865	Child Health and Human Development Extramural Research	9	-
Health and Human Services, Department of	Pass-Through	The University of Texas Southwestern Medical Center	GMO 161107	93.865	Child Health and Human Development Extramural Research	32,227	-
Health and Human Services, Department of	Pass-Through	The University of Texas Southwestern Medical Center	GMO 161107-PO 00000735D	93.865	Child Health and Human Development Extramural Research	2,835	-
Health and Human Services, Department of	Pass-Through	Tulane University	TUL-HSC-557476-19/20	93.865	Child Health and Human Development Extramural Research	89,452	-

University of Michigan
Schedule of Expenditures of Federal Awards
For the Year Ended June 30, 2021

Cluster Title/Federal Grantor/Program	Type	Pass-Through Grantor	Award Identifier	Assistance Listing		Federal Expenditures	Passed-Through to Subrecipients
				Number	Assistance Listing Program Title		
Health and Human Services, Department of	Pass-Through	University of California - Irvine	2017-3508	93.865	Child Health and Human Development Extramural Research	1,291,548	-
Health and Human Services, Department of	Pass-Through	University of California - Los Angeles	2000 G XC627	93.865	Child Health and Human Development Extramural Research	78,340	-
Health and Human Services, Department of	Pass-Through	University of California-Davis, MMRRC	A19-0078-5002	93.865	Child Health and Human Development Extramural Research	7,537	-
Health and Human Services, Department of	Pass-Through	University of Denver	SC37627-01-00	93.865	Child Health and Human Development Extramural Research	36,080	-
Health and Human Services, Department of	Pass-Through	University of Florida, The	SU000001724	93.865	Child Health and Human Development Extramural Research	111,936	-
Health and Human Services, Department of	Pass-Through	University of Maryland, College Park	70933-Z0191201	93.865	Child Health and Human Development Extramural Research	111,485	-
Health and Human Services, Department of	Pass-Through	University of Minnesota	P006823101	93.865	Child Health and Human Development Extramural Research	33,367	-
Health and Human Services, Department of	Pass-Through	University of Missouri	C00064975-1	93.865	Child Health and Human Development Extramural Research	14,657	-
Health and Human Services, Department of	Pass-Through	University of North Carolina at Chapel Hill	5113870	93.865	Child Health and Human Development Extramural Research	(2,935)	-
Health and Human Services, Department of	Pass-Through	University of North Carolina at Chapel Hill	5114034	93.865	Child Health and Human Development Extramural Research	(3,884)	15,343
Health and Human Services, Department of	Pass-Through	University of North Carolina at Chapel Hill	5117450	93.865	Child Health and Human Development Extramural Research	344,506	-
Health and Human Services, Department of	Pass-Through	University of North Carolina at Chapel Hill	5117577	93.865	Child Health and Human Development Extramural Research	577,801	286,899
Health and Human Services, Department of	Pass-Through	University of North Carolina at Chapel Hill	5118647	93.865	Child Health and Human Development Extramural Research	41,433	-
Health and Human Services, Department of	Pass-Through	University of North Carolina at Chapel Hill	5118661	93.865	Child Health and Human Development Extramural Research	19,956	-
Health and Human Services, Department of	Pass-Through	University of Washington	UWSC 10068	93.865	Child Health and Human Development Extramural Research	20,334	-
Health and Human Services, Department of	Pass-Through	Washington University in St. Louis	WU-21-197	93.865	Child Health and Human Development Extramural Research	72,952	-
Health and Human Services, Department of	Pass-Through	Women and Infants Hospital	5001521	93.865	Child Health and Human Development Extramural Research	211,539	-
						\$ 34,072,979	\$ 2,764,031
Health and Human Services, Department of	Direct		1 F31 AG064837-01	93.866	Aging Research	(4,734)	-
Health and Human Services, Department of	Direct		1 F31 AG067634-01	93.866	Aging Research	37,125	-
Health and Human Services, Department of	Direct		1 F31 AG067705-01	93.866	Aging Research	17,839	-
Health and Human Services, Department of	Direct		1 K08 AG071856-01	93.866	Aging Research	30,269	-
Health and Human Services, Department of	Direct		1 K23 AG066864-01-A1	93.866	Aging Research	76,930	-
Health and Human Services, Department of	Direct		1 K99 AG068309-01A1	93.866	Aging Research	22,051	-
Health and Human Services, Department of	Direct		1 R01 AG064957-01	93.866	Aging Research	629,231	-
Health and Human Services, Department of	Direct		1 R01 AG067506-02	93.866	Aging Research	166,191	-
Health and Human Services, Department of	Direct		1 R01 AG070897-01	93.866	Aging Research	93,658	-
Health and Human Services, Department of	Direct		1 R01 AG070951-01	93.866	Aging Research	11,987	-
Health and Human Services, Department of	Direct		1 R01 AG070953-01	93.866	Aging Research	10,360	-
Health and Human Services, Department of	Direct		1 R01 AG071071-01	93.866	Aging Research	4,237	-
Health and Human Services, Department of	Direct		1 R03 AG057838-02	93.866	Aging Research	32,325	-
Health and Human Services, Department of	Direct		1 R03 AG063222-02	93.866	Aging Research	110,697	-
Health and Human Services, Department of	Direct		1 R21 AG071232-01A1	93.866	Aging Research	13,730	-
Health and Human Services, Department of	Direct		1 R21 AG071796-01	93.866	Aging Research	14,411	-
Health and Human Services, Department of	Direct		1 R21 AG072009-01	93.866	Aging Research	11,683	-
Health and Human Services, Department of	Direct		1 R21AG069387-01	93.866	Aging Research	80,710	-
Health and Human Services, Department of	Direct		1 R24 AG066588-02	93.866	Aging Research	172,016	49,765
Health and Human Services, Department of	Direct		1 R56 AG061207-01	93.866	Aging Research	231,815	-
Health and Human Services, Department of	Direct		1 R56 AG062225-01	93.866	Aging Research	36,359	-
Health and Human Services, Department of	Direct		1 R56 AG065529-01A1	93.866	Aging Research	110,763	-
Health and Human Services, Department of	Direct		1 RF0 AG057540-01	93.866	Aging Research	590,036	66,377
Health and Human Services, Department of	Direct		1 RF1 AG051710-01	93.866	Aging Research	819,890	669,930
Health and Human Services, Department of	Direct		1 RF1 AG057928-01	93.866	Aging Research	447,558	-
Health and Human Services, Department of	Direct		1 RF1 AG059723-01	93.866	Aging Research	467,340	209,188
Health and Human Services, Department of	Direct		1 RF1 AG068410-01	93.866	Aging Research	286,065	-
Health and Human Services, Department of	Direct		1 T32 AG062403-01A1	93.866	Aging Research	248,816	-
Health and Human Services, Department of	Direct		2 P30 AG012846-27	93.866	Aging Research	751,165	20,555
Health and Human Services, Department of	Direct		3 F99 AG068517-01S1	93.866	Aging Research	34,006	-
Health and Human Services, Department of	Direct		3 R01 AG054835-05S1	93.866	Aging Research	333,206	-
Health and Human Services, Department of	Direct		3 U01 AG022303-15S1	93.866	Aging Research	(15,908)	-
Health and Human Services, Department of	Direct		4 R00 AG062749-04	93.866	Aging Research	22,431	-
Health and Human Services, Department of	Direct		5 F31 AG060663-03	93.866	Aging Research	21,134	-
Health and Human Services, Department of	Direct		5 F31 AG064856-02	93.866	Aging Research	39,922	-
Health and Human Services, Department of	Direct		5 F31 AG067717-02	93.866	Aging Research	37,593	-
Health and Human Services, Department of	Direct		5 F32 AG059362-02	93.866	Aging Research	(164)	-
Health and Human Services, Department of	Direct		5 F32 AG064815-02	93.866	Aging Research	65,194	-
Health and Human Services, Department of	Direct		5 F99 AG68518-02	93.866	Aging Research	26,075	-
Health and Human Services, Department of	Direct		5 K01 AG050706-05	93.866	Aging Research	84,454	-
Health and Human Services, Department of	Direct		5 K01 AG054615-05	93.866	Aging Research	125,905	-
Health and Human Services, Department of	Direct		5 K01 AG056557-05	93.866	Aging Research	146,599	-
Health and Human Services, Department of	Direct		5 K01 AG057833-04	93.866	Aging Research	122,983	-
Health and Human Services, Department of	Direct		5 K01 AG059829-04	93.866	Aging Research	117,058	-
Health and Human Services, Department of	Direct		5 K01 AG061236-03	93.866	Aging Research	116,634	-
Health and Human Services, Department of	Direct		5 K01AG057820-03S4	93.866	Aging Research	137,708	-
Health and Human Services, Department of	Direct		5 K01-AG062754-02	93.866	Aging Research	115,222	-
Health and Human Services, Department of	Direct		5 K01AG065420 02	93.866	Aging Research	137,486	-
Health and Human Services, Department of	Direct		5 K01AG068361 02	93.866	Aging Research	88,859	-
Health and Human Services, Department of	Direct		5 K07 AG050096-05	93.866	Aging Research	137,143	-
Health and Human Services, Department of	Direct		5 K08 AG047252-05	93.866	Aging Research	37,411	-
Health and Human Services, Department of	Direct		5 K08 AG049684-05	93.866	Aging Research	112,235	-
Health and Human Services, Department of	Direct		5 K08 AG056591-05	93.866	Aging Research	156,139	-
Health and Human Services, Department of	Direct		5 K23 AG056638-04	93.866	Aging Research	13,652	-

University of Michigan
 Schedule of Expenditures of Federal Awards
 For the Year Ended June 30, 2021

Cluster Title/Federal Grantor/Program	Type	Pass-Through Grantor	Award Identifier	Assistance Listing		Federal Expenditures	Passed-Through to Subrecipients
				Number	Assistance Listing Program Title		
Health and Human Services, Department of	Direct		5 K23 AG059890-04	93.866	Aging Research	161,104	-
Health and Human Services, Department of	Direct		5 K24 AG050685-05	93.866	Aging Research	100,838	-
Health and Human Services, Department of	Direct		5 K76 AG064426-02	93.866	Aging Research	193,955	-
Health and Human Services, Department of	Direct		5 P01 AG051442-05	93.866	Aging Research	1,470,519	997,081
Health and Human Services, Department of	Direct		5 P30 AG012846-25	93.866	Aging Research	12,157	9,252
Health and Human Services, Department of	Direct		5 P30 AG015281-24	93.866	Aging Research	640,815	357,242
Health and Human Services, Department of	Direct		5 P30 AG024824-15	93.866	Aging Research	6,419	668
Health and Human Services, Department of	Direct		5 P30 AG024824-17	93.866	Aging Research	1,526,266	18,115
Health and Human Services, Department of	Direct		5 P30 AG053760-05	93.866	Aging Research	2,199,021	139,806
Health and Human Services, Department of	Direct		5 P30 AG059300-04	93.866	Aging Research	597,581	201,153
Health and Human Services, Department of	Direct		5 P30 AG066582-02	93.866	Aging Research	507,276	5,389
Health and Human Services, Department of	Direct		5 R01 AG010026-27	93.866	Aging Research	358,067	40,819
Health and Human Services, Department of	Direct		5 R01 AG030593-13	93.866	Aging Research	424,915	-
Health and Human Services, Department of	Direct		5 R01 AG039434-07	93.866	Aging Research	279,916	-
Health and Human Services, Department of	Direct		5 R01 AG040213-10	93.866	Aging Research	1,101,278	180,025
Health and Human Services, Department of	Direct		5 R01 AG047178-05	93.866	Aging Research	6,630	1,265
Health and Human Services, Department of	Direct		5 R01 AG047203-05	93.866	Aging Research	297,403	-
Health and Human Services, Department of	Direct		5 R01 AG047932-05	93.866	Aging Research	214,403	6,346
Health and Human Services, Department of	Direct		5 R01 AG04871-05	93.866	Aging Research	285,548	-
Health and Human Services, Department of	Direct		5 R01 AG049624-05	93.866	Aging Research	(333)	-
Health and Human Services, Department of	Direct		5 R01 AG049716-04	93.866	Aging Research	322,607	151,662
Health and Human Services, Department of	Direct		5 R01 AG050509-05	93.866	Aging Research	73,548	10,319
Health and Human Services, Department of	Direct		5 R01 AG050523-05	93.866	Aging Research	233,142	-
Health and Human Services, Department of	Direct		5 R01 AG050676-05	93.866	Aging Research	550,555	304,038
Health and Human Services, Department of	Direct		5 R01 AG051142-04S1	93.866	Aging Research	74,374	-
Health and Human Services, Department of	Direct		5 R01 AG051142-07	93.866	Aging Research	761,841	13,836
Health and Human Services, Department of	Direct		5 R01 AG051439-05	93.866	Aging Research	(1,285)	-
Health and Human Services, Department of	Direct		5 R01 AG051649-05	93.866	Aging Research	178,026	-
Health and Human Services, Department of	Direct		5 R01 AG051827-05	93.866	Aging Research	613,913	18,304
Health and Human Services, Department of	Direct		5 R01 AG051849-05	93.866	Aging Research	241,649	-
Health and Human Services, Department of	Direct		5 R01 AG052934-05	93.866	Aging Research	294,268	-
Health and Human Services, Department of	Direct		5 R01 AG054371-05	93.866	Aging Research	(47,241)	-
Health and Human Services, Department of	Direct		5 R01 AG055406-04	93.866	Aging Research	331,512	50,666
Health and Human Services, Department of	Direct		5 R01 AG056407-04	93.866	Aging Research	367,652	81,930
Health and Human Services, Department of	Direct		5 R01 AG057510-04	93.866	Aging Research	729,609	-
Health and Human Services, Department of	Direct		5 R01 AG057704-03	93.866	Aging Research	295,630	38,262
Health and Human Services, Department of	Direct		5 R01 AG058599-03	93.866	Aging Research	218,286	30,521
Health and Human Services, Department of	Direct		5 R01 AG058717-03	93.866	Aging Research	322,527	-
Health and Human Services, Department of	Direct		5 R01 AG059583-04	93.866	Aging Research	380,022	-
Health and Human Services, Department of	Direct		5 R01 AG059733-04	93.866	Aging Research	529,351	41,416
Health and Human Services, Department of	Direct		5 R01 AG059743-04	93.866	Aging Research	428,960	84,329
Health and Human Services, Department of	Direct		5 R01 AG060167-03	93.866	Aging Research	199,292	107,861
Health and Human Services, Department of	Direct		5 R01 AG060936-03	93.866	Aging Research	229,962	-
Health and Human Services, Department of	Direct		5 R01 AG062447-02	93.866	Aging Research	312,894	34,140
Health and Human Services, Department of	Direct		5 R01 AG062477-03	93.866	Aging Research	646,564	465,213
Health and Human Services, Department of	Direct		5 R01 AG062582-02	93.866	Aging Research	562,909	-
Health and Human Services, Department of	Direct		5 R01 AG063200-03	93.866	Aging Research	406,323	13,700
Health and Human Services, Department of	Direct		5 R01 AG063371-03	93.866	Aging Research	377,179	87,054
Health and Human Services, Department of	Direct		5 R01 AG065246-02	93.866	Aging Research	360,094	-
Health and Human Services, Department of	Direct		5 R01 AG067592-02	93.866	Aging Research	458,489	-
Health and Human Services, Department of	Direct		5 R01 AG067753-02	93.866	Aging Research	348,928	-
Health and Human Services, Department of	Direct		5 R01 AG068074-02	93.866	Aging Research	140,471	-
Health and Human Services, Department of	Direct		5 R01 AG069016-2	93.866	Aging Research	322,145	149,723
Health and Human Services, Department of	Direct		5 R01 AG069148-02	93.866	Aging Research	271,355	-
Health and Human Services, Department of	Direct		5 R01AG028082-13	93.866	Aging Research	686,888	127
Health and Human Services, Department of	Direct		5 R01AG048934-05	93.866	Aging Research	390,517	-
Health and Human Services, Department of	Direct		5 R01AG059823-02	93.866	Aging Research	70,080	35,785
Health and Human Services, Department of	Direct		5 R01-AG065319-02	93.866	Aging Research	815,985	-
Health and Human Services, Department of	Direct		5 R01AG068338-02	93.866	Aging Research	303,503	-
Health and Human Services, Department of	Direct		5 R03 AG065688-02	93.866	Aging Research	85,899	-
Health and Human Services, Department of	Direct		5 R03 AG060404-02	93.866	Aging Research	7,800	-
Health and Human Services, Department of	Direct		5 R03 AG067975-02	93.866	Aging Research	13,333	-
Health and Human Services, Department of	Direct		5 R21 AG053186-02	93.866	Aging Research	2,506	-
Health and Human Services, Department of	Direct		5 R21 AG056912-05	93.866	Aging Research	(1,937)	-
Health and Human Services, Department of	Direct		5 R21 AG058862-02	93.866	Aging Research	120,559	-
Health and Human Services, Department of	Direct		5 R21 AG059117-02	93.866	Aging Research	63,007	-
Health and Human Services, Department of	Direct		5 R21 AG060277-02	93.866	Aging Research	210,035	-
Health and Human Services, Department of	Direct		5 R21 AG061839-02	93.866	Aging Research	88,142	-
Health and Human Services, Department of	Direct		5 R21 AG062843-02	93.866	Aging Research	14,116	1,256
Health and Human Services, Department of	Direct		5 R21 AG062844-02	93.866	Aging Research	102,960	-
Health and Human Services, Department of	Direct		5 R21 AG066644-02	93.866	Aging Research	163,186	-
Health and Human Services, Department of	Direct		5 R21AG054818	93.866	Aging Research	(8,058)	-

University of Michigan
 Schedule of Expenditures of Federal Awards
 For the Year Ended June 30, 2021

Cluster Title/Federal Grantor/Program	Type	Pass-Through Grantor	Award Identifier	Assistance Listing			Federal Expenditures	Passed-Through to Subrecipients
				Number	Assistance Listing Program Title			
Health and Human Services, Department of	Direct		5 R24 AG045061-05	93.866	Aging Research	(3,458)	(3,138)	
Health and Human Services, Department of	Direct		5 R24 AG065151-02	93.866	Aging Research	259,807	82,350	
Health and Human Services, Department of	Direct		5 R24 AG065182-03	93.866	Aging Research	97,047	-	
Health and Human Services, Department of	Direct		5 R25 AG053227-05	93.866	Aging Research	201,306	-	
Health and Human Services, Department of	Direct		5 U01 AG009740-32	93.866	Aging Research	19,203,754	1,266,945	
Health and Human Services, Department of	Direct		5 U01 AG012495-25	93.866	Aging Research	12,899	1,836	
Health and Human Services, Department of	Direct		5 U01 AG017719-20	93.866	Aging Research	637,377	144,723	
Health and Human Services, Department of	Direct		5 U01 AG057562-03	93.866	Aging Research	991,346	-	
Health and Human Services, Department of	Direct		5 U01 AG058499-04	93.866	Aging Research	374,657	74,338	
Health and Human Services, Department of	Direct		5 U01AG022303 18	93.866	Aging Research	1,541,068	163,765	
Health and Human Services, Department of	Direct		5 U01NR0004061-24	93.866	Aging Research	24	-	
Health and Human Services, Department of	Direct		5 U24 AG056918-05	93.866	Aging Research	709,838	-	
Health and Human Services, Department of	Direct		5R01AG058724-04	93.866	Aging Research	1,210,725	-	
Health and Human Services, Department of	Direct		5R03AG060073-02	93.866	Aging Research	84,990	637	
Health and Human Services, Department of	Direct		7 K99 AG062749-03	93.866	Aging Research	95,660	-	
Health and Human Services, Department of	Direct		T32 AG000114	93.866	Aging Research	191,592	-	
Health and Human Services, Department of	Direct		T32 AG000114	93.866	Aging Research	269,887	-	
Health and Human Services, Department of	Direct		T32 AG000221	93.866	Aging Research	645,222	-	
Health and Human Services, Department of	Direct		T32 AG027708	93.866	Aging Research	92,250	-	
Health and Human Services, Department of	Pass-Through Ball State University		19-0900-002	93.866	Aging Research	148	-	
Health and Human Services, Department of	Pass-Through Banner Health		0435-02-61926	93.866	Aging Research	100,005	-	
Health and Human Services, Department of	Pass-Through Banner Health		0435-02-61926	93.866	Aging Research	24,251	-	
Health and Human Services, Department of	Pass-Through Banner Health		0435-02-71283	93.866	Aging Research	15,874	-	
Health and Human Services, Department of	Pass-Through Banner Health		No. 0435-02-61926	93.866	Aging Research	(164)	-	
Health and Human Services, Department of	Pass-Through Boston University		4500002967	93.866	Aging Research	19,261	-	
Health and Human Services, Department of	Pass-Through Boston University		4500003433	93.866	Aging Research	6,698	-	
Health and Human Services, Department of	Pass-Through Boston University		4500003472	93.866	Aging Research	5,363	-	
Health and Human Services, Department of	Pass-Through Brigham and Women's Hospital		122067	93.866	Aging Research	209,611	-	
Health and Human Services, Department of	Pass-Through Brown University		00001358	93.866	Aging Research	316,660	-	
Health and Human Services, Department of	Pass-Through Brown University		00001590	93.866	Aging Research	38,063	-	
Health and Human Services, Department of	Pass-Through Brown University		00001701	93.866	Aging Research	81,456	-	
Health and Human Services, Department of	Pass-Through California Pacific Medical Center		280201018-S232	93.866	Aging Research	(747)	-	
Health and Human Services, Department of	Pass-Through California Pacific Medical Center		280201018-S232	93.866	Aging Research	(27,930)	-	
Health and Human Services, Department of	Pass-Through California Pacific Medical Center		280201018-S232	93.866	Aging Research	472,658	-	
Health and Human Services, Department of	Pass-Through Cleveland Clinic Lerner College of Medicine		FDP Subaward Agmt	93.866	Aging Research	108,712	-	
Health and Human Services, Department of	Pass-Through Columbia Medical Center		1(GG015245-01)	93.866	Aging Research	51,855	-	
Health and Human Services, Department of	Pass-Through Columbia Medical Center		1(GG015245-03)	93.866	Aging Research	30,534	-	
Health and Human Services, Department of	Pass-Through Columbia University		1(GG012904-01)	93.866	Aging Research	11,312	-	
Health and Human Services, Department of	Pass-Through Columbia University		1(GG012967-01)	93.866	Aging Research	221,420	-	
Health and Human Services, Department of	Pass-Through Columbia University		2(GG012967-02)	93.866	Aging Research	(17)	-	
Health and Human Services, Department of	Pass-Through Dartmouth College		R1076	93.866	Aging Research	179,994	-	
Health and Human Services, Department of	Pass-Through Dartmouth College		R1160	93.866	Aging Research	827	-	
Health and Human Services, Department of	Pass-Through Indiana University		7875_MICH PO0228218	93.866	Aging Research	130,421	-	
Health and Human Services, Department of	Pass-Through Indiana University		8734_UM/PO0252996	93.866	Aging Research	40,237	-	
Health and Human Services, Department of	Pass-Through Indiana University		IN4683237MICH/PO0025637	93.866	Aging Research	(10,587)	-	
Health and Human Services, Department of	Pass-Through Johns Hopkins University		2003150570	93.866	Aging Research	133,953	-	
Health and Human Services, Department of	Pass-Through Johns Hopkins University		2004324541	93.866	Aging Research	474,861	-	
Health and Human Services, Department of	Pass-Through Johns Hopkins University		2004324541	93.866	Aging Research	52,800	-	
Health and Human Services, Department of	Pass-Through Keck School of Medicine of USC University of Southern California		111265871	93.866	Aging Research	3,264	-	
Health and Human Services, Department of	Pass-Through Keck School of Medicine of USC University of Southern California		117339630 PO#50792197	93.866	Aging Research	(1,639)	-	
Health and Human Services, Department of	Pass-Through Keck School of Medicine of USC University of Southern California		134097220, PO 50921428	93.866	Aging Research	24,746	-	
Health and Human Services, Department of	Pass-Through Massachusetts General Hospital		232963	93.866	Aging Research	61,155	-	
Health and Human Services, Department of	Pass-Through Mayo Clinic		66648732	93.866	Aging Research	(802)	-	
Health and Human Services, Department of	Pass-Through Mayo Clinic		MIC-275475	93.866	Aging Research	6,385	-	
Health and Human Services, Department of	Pass-Through Mayo Clinic		THE-216968-06	93.866	Aging Research	21,568	-	
Health and Human Services, Department of	Pass-Through Mayo Clinic		UOM-250202	93.866	Aging Research	(21,282)	-	
Health and Human Services, Department of	Pass-Through Mayo Clinic		UOM-250202-01	93.866	Aging Research	46,069	-	
Health and Human Services, Department of	Pass-Through Mayo Clinic		UOM-250202-03	93.866	Aging Research	34,003	-	
Health and Human Services, Department of	Pass-Through National Bureau of Economic Research		33-4157-Umich	93.866	Aging Research	(155)	-	
Health and Human Services, Department of	Pass-Through National Bureau of Economic Research		4157B.Umich	93.866	Aging Research	48,221	-	
Health and Human Services, Department of	Pass-Through New York Medical College		123441	93.866	Aging Research	(38,144)	-	
Health and Human Services, Department of	Pass-Through New York Medical College		123442	93.866	Aging Research	123,205	-	
Health and Human Services, Department of	Pass-Through New York University		F2894-01	93.866	Aging Research	158,462	-	
Health and Human Services, Department of	Pass-Through New York University Grossman School of Medicine		17-A1-00-006174-01 Proj 108238	93.866	Aging Research	132,995	-	
Health and Human Services, Department of	Pass-Through Northern California Institute for Research & Education, Inc. (NCIRE)		STE2196-16	93.866	Aging Research	57,720	-	
Health and Human Services, Department of	Pass-Through Northern California Institute for Research & Education, Inc. (NCIRE)		WEI2015-08	93.866	Aging Research	13,425	-	
Health and Human Services, Department of	Pass-Through Northern California Institute for Research & Education, Inc. (NCIRE)		WEI2015-08	93.866	Aging Research	155,741	-	
Health and Human Services, Department of	Pass-Through Northwestern University		60040682 UM	93.866	Aging Research	885	-	
Health and Human Services, Department of	Pass-Through Northwestern University		60040682 UM	93.866	Aging Research	18,145	-	
Health and Human Services, Department of	Pass-Through Northwestern University		60048330 UM	93.866	Aging Research	124,212	-	
Health and Human Services, Department of	Pass-Through Northwestern University		60048330 UM	93.866	Aging Research	156	-	
Health and Human Services, Department of	Pass-Through Oregon Health and Science University		1008640_UMI	93.866	Aging Research	(2,659)	-	

University of Michigan
Schedule of Expenditures of Federal Awards
For the Year Ended June 30, 2021

Cluster Title/Federal Grantor/Program	Type	Pass-Through Grantor	Award Identifier	Assistance Listing		Federal Expenditures	Passed-Through to Subrecipients
				Number	Assistance Listing Program Title		
Health and Human Services, Department of	Pass-Through Oregon Health and Science University		1010251_UMI	93.866	Aging Research	(1,819)	-
Health and Human Services, Department of	Pass-Through Oregon Health and Science University		1010251_UMI	93.866	Aging Research	204,881	-
Health and Human Services, Department of	Pass-Through Oregon Health and Science University		1010251_UMI	93.866	Aging Research	15,183	-
Health and Human Services, Department of	Pass-Through Oregon Health and Science University		1011170_UMI	93.866	Aging Research	(2,040)	-
Health and Human Services, Department of	Pass-Through Oregon Health and Science University		1011170_UMI	93.866	Aging Research	47,027	-
Health and Human Services, Department of	Pass-Through Oregon Health and Science University		1013624_MICHIGAN	93.866	Aging Research	(2,496)	-
Health and Human Services, Department of	Pass-Through Oregon Health and Science University		1013624_MICHIGAN	93.866	Aging Research	87,418	-
Health and Human Services, Department of	Pass-Through RAND Corporation		SCON-00000035	93.866	Aging Research	135,604	-
Health and Human Services, Department of	Pass-Through Research Foundation of Mental Hygiene, Inc.		R01AG062578	93.866	Aging Research	82,461	-
Health and Human Services, Department of	Pass-Through Syracuse University		30917-05467-S03	93.866	Aging Research	53,552	-
Health and Human Services, Department of	Pass-Through The President and Fellows of Harvard College aka Harvard University		150228.5113627.0042	93.866	Aging Research	31,618	-
Health and Human Services, Department of	Pass-Through The University of Texas at Austin		UTA15-001096	93.866	Aging Research	20,690	-
Health and Human Services, Department of	Pass-Through The University of Texas at Austin		UTA18-00522	93.866	Aging Research	15,601	-
Health and Human Services, Department of	Pass-Through Translational Genomics Research Institute (TGen)		SCHORK-19-04	93.866	Aging Research	2,707	-
Health and Human Services, Department of	Pass-Through Translational Genomics Research Institute (TGen)		SCHORK-19-04	93.866	Aging Research	28,963	-
Health and Human Services, Department of	Pass-Through University of Alabama at Birmingham (UAB)		000521075-SC001	93.866	Aging Research	47,599	-
Health and Human Services, Department of	Pass-Through University of California - Berkeley		00010174_PO#BB01285277	93.866	Aging Research	244,933	-
Health and Human Services, Department of	Pass-Through University of California - Berkeley		00010399_PO_BB1404123	93.866	Aging Research	15,606	-
Health and Human Services, Department of	Pass-Through University of California - Irvine		2015-3301	93.866	Aging Research	121,569	-
Health and Human Services, Department of	Pass-Through University of California - Irvine		2018-3595	93.866	Aging Research	135,120	-
Health and Human Services, Department of	Pass-Through University of California - Los Angeles		1557 G WA554	93.866	Aging Research	20,329	-
Health and Human Services, Department of	Pass-Through University of California - San Francisco		11679sc	93.866	Aging Research	17,461	-
Health and Human Services, Department of	Pass-Through University of California- Riverside		S-001052	93.866	Aging Research	51,044	-
Health and Human Services, Department of	Pass-Through University of California-Santa Cruz		A20-0387-S002 P0727669	93.866	Aging Research	8,617	-
Health and Human Services, Department of	Pass-Through University of Florida, The		SUB00002437	93.866	Aging Research	31,126	-
Health and Human Services, Department of	Pass-Through University of Florida, The		UFDSP00011879	93.866	Aging Research	22,054	-
Health and Human Services, Department of	Pass-Through University of Maryland, College Park		96373-Z0380201	93.866	Aging Research	33,333	-
Health and Human Services, Department of	Pass-Through University of Massachusetts		21-015930-A 00	93.866	Aging Research	46,997	-
Health and Human Services, Department of	Pass-Through University of Massachusetts Medical School		OSP27336-P4	93.866	Aging Research	3,176	-
Health and Human Services, Department of	Pass-Through University of Minnesota		H004986802	93.866	Aging Research	137,477	-
Health and Human Services, Department of	Pass-Through University of Minnesota		P007424453	93.866	Aging Research	920	-
Health and Human Services, Department of	Pass-Through University of New Mexico		045446-871E	93.866	Aging Research	86,404	-
Health and Human Services, Department of	Pass-Through University of Pittsburgh		(135310-5)	93.866	Aging Research	928,932	1,295
Health and Human Services, Department of	Pass-Through University of Pittsburgh		AWD00003000 (135310-4)	93.866	Aging Research	451,649	-
Health and Human Services, Department of	Pass-Through University of Pittsburgh		CNVA00062075 (132999-1)	93.866	Aging Research	(6,655)	-
Health and Human Services, Department of	Pass-Through University of Pittsburgh		CNVA00062075 (134778-1)	93.866	Aging Research	107,394	-
Health and Human Services, Department of	Pass-Through University of Southern California		105622532	93.866	Aging Research	175,023	-
Health and Human Services, Department of	Pass-Through University of Southern California		107774911 PO#50879038	93.866	Aging Research	35,131	-
Health and Human Services, Department of	Pass-Through University of Southern California		107936883	93.866	Aging Research	119,801	-
Health and Human Services, Department of	Pass-Through University of Southern California		124148138	93.866	Aging Research	43,774	-
Health and Human Services, Department of	Pass-Through University of Southern California		125402769	93.866	Aging Research	11,984	-
Health and Human Services, Department of	Pass-Through University of Southern California		126034847	93.866	Aging Research	8,096	-
Health and Human Services, Department of	Pass-Through University of Southern California		129629634	93.866	Aging Research	13,470	-
Health and Human Services, Department of	Pass-Through University of Southern California		133035917	93.866	Aging Research	14,516	-
Health and Human Services, Department of	Pass-Through University of Southern California		135352817	93.866	Aging Research	24,016	-
Health and Human Services, Department of	Pass-Through University of Southern California		137248398/ PO#10926353	93.866	Aging Research	54,233	-
Health and Human Services, Department of	Pass-Through University of Southern California		137888156	93.866	Aging Research	95,884	-
Health and Human Services, Department of	Pass-Through University of Southern California		140690236	93.866	Aging Research	9,188	-
Health and Human Services, Department of	Pass-Through University of Southern California		142679734	93.866	Aging Research	160,443	-
Health and Human Services, Department of	Pass-Through University of Southern California		68597182	93.866	Aging Research	62,807	-
Health and Human Services, Department of	Pass-Through University of Southern California		94683653	93.866	Aging Research	192,811	-
Health and Human Services, Department of	Pass-Through University of Southern Mississippi		USM-8006130-02	93.866	Aging Research	34,039	-
Health and Human Services, Department of	Pass-Through University of Washington		UWSC9900	93.866	Aging Research	22,285	-
Health and Human Services, Department of	Pass-Through University of Wisconsin		0000000487	93.866	Aging Research	2,146	-
Health and Human Services, Department of	Pass-Through University of Wisconsin		0000000783	93.866	Aging Research	31,989	-
Health and Human Services, Department of	Pass-Through Vanderbilt University Medical Center		VUMC86383	93.866	Aging Research	90,844	-
Health and Human Services, Department of	Pass-Through Wake Forest Baptist Medical Center (WFBMC)		101720-114751	93.866	Aging Research	27,000	-
Health and Human Services, Department of	Pass-Through Washington University in St. Louis		WU-21-330/ PO 2940996K	93.866	Aging Research	54,153	-
Health and Human Services, Department of	Pass-Through Wayne State University		WSU17146	93.866	Aging Research	99,439	-
Health and Human Services, Department of	Pass-Through Wayne State University		WSU18065	93.866	Aging Research	185,524	-
Health and Human Services, Department of	Pass-Through Weill Cornell Medical College of Cornell University		190636-5	93.866	Aging Research	27,595	-
Health and Human Services, Department of	Pass-Through Yale University		GR105475 (CON-80001681)	93.866	Aging Research	20,125	-
Health and Human Services, Department of	Pass-Through Yale University		GR105746(CON-80001781)	93.866	Aging Research	117,362	-
						\$ 68,008,659	\$ 6,425,869
Health and Human Services, Department of	Direct		1 K08 EY032098 01	93.867	Vision Research	\$ 98,060	\$ -
Health and Human Services, Department of	Direct		2 R01 EY020823 06A1	93.867	Vision Research	(13,882)	-
Health and Human Services, Department of	Direct		2 R01 EY023660 06A1	93.867	Vision Research	129,019	-
Health and Human Services, Department of	Direct		5 K08 EY031757 02	93.867	Vision Research	207,927	-
Health and Human Services, Department of	Direct		5 K12 EY022299-05	93.867	Vision Research	(407)	-
Health and Human Services, Department of	Direct		5 K12 EY022299-09	93.867	Vision Research	442,297	-
Health and Human Services, Department of	Direct		5 K23 EY023596-05	93.867	Vision Research	12	-
Health and Human Services, Department of	Direct		5 K23 EY025320-04	93.867	Vision Research	(13,063)	-

University of Michigan
Schedule of Expenditures of Federal Awards
For the Year Ended June 30, 2021

Cluster Title/Federal Grantor/Program	Type	Pass-Through Grantor	Award Identifier	Assistance Listing		Federal Expenditures	Passed-Through to Subrecipients
				Number	Assistance Listing Program Title		
Health and Human Services, Department of	Direct		5 K23 EY026985-05	93.867	Vision Research	259,994	-
Health and Human Services, Department of	Direct		5 K23 EY027848-05	93.867	Vision Research	241,973	-
Health and Human Services, Department of	Direct		5 K23EY027849-04	93.867	Vision Research	267,874	-
Health and Human Services, Department of	Direct		5 P30 EY007003-35	93.867	Vision Research	585,764	-
Health and Human Services, Department of	Direct		5 R00 EY025732-05	93.867	Vision Research	266,765	-
Health and Human Services, Department of	Direct		5 R00HL136695-05	93.867	Vision Research	345,135	-
Health and Human Services, Department of	Direct		5 R01 EY007060-29	93.867	Vision Research	493,858	-
Health and Human Services, Department of	Direct		5 R01 EY008976-26	93.867	Vision Research	210,008	-
Health and Human Services, Department of	Direct		5 R01 EY012021-23	93.867	Vision Research	382,186	-
Health and Human Services, Department of	Direct		5 R01 EY014126-17	93.867	Vision Research	372,563	-
Health and Human Services, Department of	Direct		5 R01 EY018132-12	93.867	Vision Research	73,401	-
Health and Human Services, Department of	Direct		5 R01 EY020895-08	93.867	Vision Research	74,482	-
Health and Human Services, Department of	Direct		5 R01 EY026641-05	93.867	Vision Research	497,871	86,662
Health and Human Services, Department of	Direct		5 R01 EY027310-04	93.867	Vision Research	341,637	-
Health and Human Services, Department of	Direct		5 R01 EY029349-04	93.867	Vision Research	555,479	-
Health and Human Services, Department of	Direct		5 R01 EY029675 03	93.867	Vision Research	378,468	-
Health and Human Services, Department of	Direct		5 R01 EY030989 02	93.867	Vision Research	302,739	-
Health and Human Services, Department of	Direct		5 R01 EY031033 02	93.867	Vision Research	249,662	38,385
Health and Human Services, Department of	Direct		5 R01 EY031961 02	93.867	Vision Research	225,468	-
Health and Human Services, Department of	Direct		5 R01EY020823-08	93.867	Vision Research	567,066	-
Health and Human Services, Department of	Direct		5 R01EY031337 02	93.867	Vision Research	454,600	-
Health and Human Services, Department of	Direct		5 R21 EY028997-02	93.867	Vision Research	106,659	-
Health and Human Services, Department of	Direct		5 R21 EY029452-02	93.867	Vision Research	78,681	-
Health and Human Services, Department of	Direct		5 R21 EY030363 02	93.867	Vision Research	171,889	33,473
Health and Human Services, Department of	Direct		5-K08 -EY- 027458 - 04	93.867	Vision Research	226,070	-
Health and Human Services, Department of	Direct		7 R01 EY022931-05	93.867	Vision Research	(205)	-
Health and Human Services, Department of	Direct		T32 EY013934	93.867	Vision Research	173,077	-
Health and Human Services, Department of	Pass-Through Michigan State University		RC107343UM	93.867	Vision Research	(248)	-
Health and Human Services, Department of	Pass-Through Newhaptics Corp.		Research Agreement	93.867	Vision Research	(12,634)	-
Health and Human Services, Department of	Pass-Through Ohio State University, The		60072806	93.867	Vision Research	47,471	-
Health and Human Services, Department of	Pass-Through Ohio State University, The		GR121139 / PO# SPC-1000004379	93.867	Vision Research	7,644	-
Health and Human Services, Department of	Pass-Through PhotoSonoX LLC		Subcontract Research	93.867	Vision Research	66,233	-
Health and Human Services, Department of	Pass-Through University of California - Irvine		2019-1212	93.867	Vision Research	55,741	-
Health and Human Services, Department of	Pass-Through University of Kansas		FY2019-038-M3	93.867	Vision Research	125,910	-
Health and Human Services, Department of	Pass-Through Wayne State University		WSU17063	93.867	Vision Research	27,903	-
Health and Human Services, Department of	Pass-Through Zebra Biologics Inc.		41EY032011	93.867	Vision Research	34,707	-
						\$ 9,105,854	\$ 158,520
					Strengthening the Public Health System in US-affiliated Pacific		
Health and Human Services, Department of	Pass-Through University of California - San Francisco		12088sc	93.874	Islands (Non-PPHF)	\$ 20,013	\$ -
Health and Human Services, Department of	Direct		5 F31 LM012946-02	93.879	Medical Library Assistance	\$ 12,453	\$ -
Health and Human Services, Department of	Direct		5 K01 LM012528-03	93.879	Medical Library Assistance	32,125	-
Health and Human Services, Department of	Direct		5 K01LM012739 04	93.879	Medical Library Assistance	157,659	-
Health and Human Services, Department of	Direct		5 R01 LM012907-02	93.879	Medical Library Assistance	144,650	21,250
Health and Human Services, Department of	Direct		5 R01 LM013325-03	93.879	Medical Library Assistance	150,930	-
Health and Human Services, Department of	Direct		5 R01 LM12373 06	93.879	Medical Library Assistance	206,651	13,470
Health and Human Services, Department of	Pass-Through University of California-San Diego		118205890	93.879	Medical Library Assistance	81,905	-
Health and Human Services, Department of	Pass-Through Weill Cornell Medical College of Cornell University		202995	93.879	Medical Library Assistance	19,161	-
						\$ 805,534	\$ 34,720
Health and Human Services, Department of	Pass-Through The University of Texas Health Science Center at San Antonio		166107/166106	93.884	Primary Care Training and Enhancement	\$ (128)	\$ -
Health and Human Services, Department of	Pass-Through University of California - Davis		A17-0284-S003	93.884	Primary Care Training and Enhancement	26,662	-
						\$ 26,534	\$ -
Health and Human Services, Department of	Pass-Through Michigan Health and Hospital Association, (MHA)		1 U3REP200661-01-00	93.889	National Bioterrorism Hospital Preparedness Program	\$ 167,423	\$ -
Health and Human Services, Department of	Pass-Through Michigan Health and Hospital Association, (MHA)		Metro MHA PG	93.889	National Bioterrorism Hospital Preparedness Program	33,608	-
Health and Human Services, Department of	Pass-Through Michigan, State of, Health and Human Services, Department of		Covid Funding	93.889	National Bioterrorism Hospital Preparedness Program	23,795	-
Health and Human Services, Department of	Pass-Through Michigan, State of, Health and Human Services, Department of		E20213714-00 BF	93.889	National Bioterrorism Hospital Preparedness Program	148,275	-
Health and Human Services, Department of	Pass-Through Michigan, State of, Health and Human Services, Department of		E20214946-00 CJ	93.889	National Bioterrorism Hospital Preparedness Program	26,112	-
						\$ 399,213	\$ -
Health and Human Services, Department of	Pass-Through Brigham and Women's Hospital		124109	93.893	Health Care and Public Health (HPH) Sector Information Sharing and Analysis Organization (ISAO)	\$ 10,259	\$ -
Health and Human Services, Department of	Pass-Through Michigan, State of, Health and Human Services, Department of		E20213824-002 N	93.898	Cancer Prevention and Control Programs for State, Territorial and Tribal Organizations	\$ 5,922	\$ -
Health and Human Services, Department of	Pass-Through University of Washington		UWSC12520	93.936	National Institutes of Health Acquired Immunodeficiency Syndrome Research Loan Repayment Program	\$ 3,680	\$ -
					Cooperative Agreements to Support Comprehensive School Health Programs to Prevent the Spread of HIV and Other		
Health and Human Services, Department of	Direct		5 F30 CA221011-03	93.938	Important Health Problems	\$ 1,476	\$ -
Health and Human Services, Department of	Pass-Through Emory University		A031305	93.941	HIV Demonstration, Research, Public and Professional Education Projects	10,295	-
Health and Human Services, Department of	Pass-Through Emory University		A238462	93.941	HIV Demonstration, Research, Public and Professional Education Projects	17,426	-
Health and Human Services, Department of	Pass-Through Emory University		A369420	93.941	HIV Demonstration, Research, Public and Professional Education Projects	91,628	-

University of Michigan
Schedule of Expenditures of Federal Awards
For the Year Ended June 30, 2021

Cluster Title/Federal Grantor/Program	Type	Pass-Through Grantor	Award Identifier	Assistance Listing		Assistance Listing Program Title	Passed-Through	
				Number			Federal Expenditures	to Subrecipients
Health and Human Services, Department of	Pass-Through Emory University		T727372	93.941		HIV Demonstration, Research, Public and Professional Education Projects	(5)	-
							\$ 119,344	\$ -
Health and Human Services, Department of	Pass-Through TeneoBio, Inc.		R43AR077336	93.946		Cooperative Agreements to Support State-Based Safe Motherhood and Infant Health Initiative Programs	\$ 11,741	\$ -
Health and Human Services, Department of	Direct		4 D43 TW009310-05	93.989		International Research and Research Training	\$ (7,278)	\$ -
Health and Human Services, Department of	Direct		5 D43 TW009883 08	93.989		International Research and Research Training	156,922	61,992
Health and Human Services, Department of	Direct		5 U2 RTW010110-05	93.989		International Research and Research Training	115,477	76,633
Health and Human Services, Department of	Pass-Through Columbia University		3(GG009218)/G012910	93.989		International Research and Research Training	(2,253)	-
Health and Human Services, Department of	Pass-Through University of South Carolina		19-3865/PO2000046598	93.989		International Research and Research Training	28,921	-
Health and Human Services, Department of	Pass-Through University of Washington		UWSC9899	93.989		International Research and Research Training	51,859	-
							\$ 343,648	\$ 138,625
Health and Human Services, Department of	Direct		1 R01 AI58543-01	93.RD			\$ 72,148	\$ -
Health and Human Services, Department of	Direct		1 R21 AI163492-01	93.RD			9,236	-
Health and Human Services, Department of	Direct		19IPA1906094	93.RD			28,743	-
Health and Human Services, Department of	Direct		19IPA1911955	93.RD			80,080	-
Health and Human Services, Department of	Direct		20 IPA2008287	93.RD			34,135	-
Health and Human Services, Department of	Direct		200-2010-33976	93.RD			350,339	-
Health and Human Services, Department of	Direct		200-2010-33976	93.RD			1	-
Health and Human Services, Department of	Direct		20IPAA2014113	93.RD			28,921	-
Health and Human Services, Department of	Direct		211PA2113467	93.RD			9,209	-
Health and Human Services, Department of	Direct		211PA2110333	93.RD			3,190	-
Health and Human Services, Department of	Direct		211PA2111286	93.RD			21,992	-
Health and Human Services, Department of	Direct		211PA2111287	93.RD			10,166	-
Health and Human Services, Department of	Direct		75D30119C05052	93.RD			59,905	-
Health and Human Services, Department of	Direct		75D30119C05052	93.RD			22,197	-
Health and Human Services, Department of	Direct		75D30121C11058	93.RD			2,304	-
Health and Human Services, Department of	Direct		75F40120C00195	93.RD			128,189	-
Health and Human Services, Department of	Direct		75FCMC18D0041	93.RD			372	-
Health and Human Services, Department of	Direct		75FCMC18D0041	93.RD			925,746	-
Health and Human Services, Department of	Direct		75FCMC18D0041	93.RD			2,915,043	-
Health and Human Services, Department of	Direct		75N95019C00017	93.RD			(3,759)	-
Health and Human Services, Department of	Direct		75N95019C00017	93.RD			237	-
Health and Human Services, Department of	Direct		75N95019C00017	93.RD			5,265	-
Health and Human Services, Department of	Direct		75N95019C00017	93.RD			363,596	-
Health and Human Services, Department of	Direct		75N95019C00017	93.RD			360,283	-
Health and Human Services, Department of	Direct		75N95019C00017	93.RD			103,240	-
Health and Human Services, Department of	Direct		75N95019C00017	93.RD			113,136	-
Health and Human Services, Department of	Direct		HHSF223201510146C	93.RD			84,459	-
Health and Human Services, Department of	Direct		HHSF223201510157C	93.RD			(1,217)	-
Health and Human Services, Department of	Direct		HHSF223201810187C	93.RD			(3,189)	-
Health and Human Services, Department of	Direct		HHSF223201810187C-CLIN0002	93.RD			110,559	-
Health and Human Services, Department of	Direct		HHSN268201700004C	93.RD			(486)	-
Health and Human Services, Department of	Direct		HHSN268201800002I	93.RD			2,598,229	288,030
Health and Human Services, Department of	Direct		HHSN272201600049C	93.RD			1,922,247	-
Health and Human Services, Department of	Direct		HHSP233201800021C-CLIN 1	93.RD			103,104	-
Health and Human Services, Department of	Direct		HHSP233201800021C-CLIN 2	93.RD			880,487	-
Health and Human Services, Department of	Direct		HHSP233201800021C-CLIN 3	93.RD			40,253	-
Health and Human Services, Department of	Direct		HHSP233201800021C-CLIN 6	93.RD			35,297	-
Health and Human Services, Department of	Direct		IPA Bohnert, Kipling	93.RD			3,392	-
Health and Human Services, Department of	Direct		IPA Sanchez, Kristen	93.RD			3,289	-
Health and Human Services, Department of	Direct		IPA Sanchez, Kristen	93.RD			7,728	-
Health and Human Services, Department of	Direct		IPA-Kevin Fu	93.RD			108,870	-
Health and Human Services, Department of	Direct		IPIPA200S256664	93.RD			23,653	-
Health and Human Services, Department of	Pass-Through Abt Associates, Inc.		44098 / AG-3198-C-14-0017	93.RD			4,190	-
Health and Human Services, Department of	Pass-Through Abt Associates, Inc.		50803	93.RD			25,386	-
Health and Human Services, Department of	Pass-Through Abt Associates, Inc.		Subagreement No. 50679	93.RD			109,542	-
Health and Human Services, Department of	Pass-Through Adrian Public Schools		Head Start Community Needs Ass	93.RD			5,539	-
Health and Human Services, Department of	Pass-Through Altarum Institute		SC-20-011	93.RD			79,893	-
Health and Human Services, Department of	Pass-Through American Indian Health and Family Services of SE Michigan, Inc (AIHFS)		RA Eff.07/31/19	93.RD			64,525	-
Health and Human Services, Department of	Pass-Through Arbor Research Collaborative For Health		75FCMC18D0016	93.RD			385,072	-
Health and Human Services, Department of	Pass-Through Arbor Research Collaborative For Health		75FCMC18D0016/Task 75FCMC19F00	93.RD			(9,845)	-
Health and Human Services, Department of	Pass-Through Arbor Research Collaborative For Health		Second Amendment	93.RD			108,067	-
Health and Human Services, Department of	Pass-Through Area Agency on Aging 1 B		Award Letter	93.RD			20,382	-
Health and Human Services, Department of	Pass-Through Area Agency on Aging 1 B		Exhibit A	93.RD			53,226	-
Health and Human Services, Department of	Pass-Through Argonne National Laboratory		1F-60255	93.RD			139,238	-
Health and Human Services, Department of	Pass-Through ATGC, Inc		Subcontract	93.RD			119,628	-
Health and Human Services, Department of	Pass-Through BlueWillow Biologics, Inc.		Research Agreement	93.RD			78,204	-
Health and Human Services, Department of	Pass-Through BlueWillow Biologics, Inc.		Roundtable Research Agreement	93.RD			21,666	-
Health and Human Services, Department of	Pass-Through Case Western Reserve University		RESS13359	93.RD			222,213	-
Health and Human Services, Department of	Pass-Through Columbia University		24(GG015997-01)	93.RD			58	-
Health and Human Services, Department of	Pass-Through COPD Foundation, Inc		002-Amend3	93.RD			35,428	-

University of Michigan
Schedule of Expenditures of Federal Awards
For the Year Ended June 30, 2021

Cluster Title/Federal Grantor/Program	Type	Pass-Through Grantor	Award Identifier	Assistance Listing		Federal Expenditures	Passed-Through to Subrecipients
				Number	Assistance Listing Program Title		
Health and Human Services, Department of	Pass-Through COPD Foundation, Inc		FDP CR Sub agreement	93.RD		(17,392)	-
Health and Human Services, Department of	Pass-Through Courage Therapeutics, Inc.		Research Agreement	93.RD		94,824	-
Health and Human Services, Department of	Pass-Through Curi Bio		Research Agreement	93.RD		30,325	-
Health and Human Services, Department of	Pass-Through Duke University		A030692	93.RD		11,292	-
Health and Human Services, Department of	Pass-Through Flint, City of		Research Agreement	93.RD		(164)	-
Health and Human Services, Department of	Pass-Through GreenMark Biomedical, Inc.		Ph II Research Agreement	93.RD		181,168	-
Health and Human Services, Department of	Pass-Through Health Research and Educational Trust		87707	93.RD		(53)	-
Health and Human Services, Department of	Pass-Through Health Research and Educational Trust		87725	93.RD		51,889	-
Health and Human Services, Department of	Pass-Through Hennepin Healthcare Research Institute (HHRI)		75R60220C00011	93.RD		35,054	-
Health and Human Services, Department of	Pass-Through Hennepin Healthcare Research Institute (HHRI)		HHS1250201500009C	93.RD		8,364	-
Health and Human Services, Department of	Pass-Through ICF Incorporated, LLC		19JGSK0022	93.RD		209,335	-
Health and Human Services, Department of	Pass-Through InvivoSciences Inc.		Research Collaboration	93.RD		60,485	-
Health and Human Services, Department of	Pass-Through Kaiser Permanente Northern California		RNG211062-UMICH-01	93.RD		7,988	-
Health and Human Services, Department of	Pass-Through Kaiser Permanente Research Foundation Institute		RNG211064-UMICH-01	93.RD		7,988	-
Health and Human Services, Department of	Pass-Through Leidos Biomedical Research, Inc.		15X118	93.RD		45,603	-
Health and Human Services, Department of	Pass-Through Leidos Biomedical Research, Inc.		19X025Q/Task HHSN26100062	93.RD		233,160	-
Health and Human Services, Department of	Pass-Through Lewin Group		01.05645.010	93.RD		169,804	-
Health and Human Services, Department of	Pass-Through Lewin Group		01.05645.010	93.RD		509,837	-
Health and Human Services, Department of	Pass-Through Massachusetts General Hospital		236620	93.RD		184,210	-
Health and Human Services, Department of	Pass-Through Materna Medical, Inc.		096987	93.RD		24,097	-
Health and Human Services, Department of	Pass-Through Michigan Primary Care Association		Beecher	93.RD		93,895	-
Health and Human Services, Department of	Pass-Through Michigan Primary Care Association		Bishop Elementary School	93.RD		78,658	-
Health and Human Services, Department of	Pass-Through Michigan Primary Care Association		Flint Network	93.RD		454,476	-
Health and Human Services, Department of	Pass-Through Michigan Primary Care Association		Grant Agreement	93.RD		(314)	-
Health and Human Services, Department of	Pass-Through Michigan Primary Care Association		Grant Agreement	93.RD		(673)	-
Health and Human Services, Department of	Pass-Through Michigan Primary Care Association		Grant Agreement	93.RD		(1,125)	-
Health and Human Services, Department of	Pass-Through Michigan Primary Care Association		Grant Agreement	93.RD		(81)	-
Health and Human Services, Department of	Pass-Through Michigan Primary Care Association		Grant Agreement	93.RD		2,645	-
Health and Human Services, Department of	Pass-Through Michigan Primary Care Association		Grant Agreement	93.RD		3,363	-
Health and Human Services, Department of	Pass-Through Michigan Primary Care Association		Grant Agreement	93.RD		53,254	-
Health and Human Services, Department of	Pass-Through Michigan Primary Care Association		Grant Agreement	93.RD		40,182	-
Health and Human Services, Department of	Pass-Through Michigan Primary Care Association		Grant Agreement	93.RD		50,229	-
Health and Human Services, Department of	Pass-Through Michigan Primary Care Association		Grant Agreement	93.RD		35,117	-
Health and Human Services, Department of	Pass-Through Michigan Primary Care Association		Grant Agreement	93.RD		127,985	-
Health and Human Services, Department of	Pass-Through Michigan Primary Care Association		Grant Agreement	93.RD		31,298	-
Health and Human Services, Department of	Pass-Through Michigan Primary Care Association		Grant Agreement	93.RD		28,435	-
Health and Human Services, Department of	Pass-Through Michigan Primary Care Association		Grant Agreement	93.RD		24,222	-
Health and Human Services, Department of	Pass-Through Michigan Primary Care Association		Grant Agreement	93.RD		47,002	-
Health and Human Services, Department of	Pass-Through Michigan Primary Care Association		International Academy of Flint	93.RD		126,270	-
Health and Human Services, Department of	Pass-Through Michigan Primary Care Association		Lincoln High School	93.RD		145,741	-
Health and Human Services, Department of	Pass-Through Michigan Primary Care Association		Lincoln Middle School	93.RD		104,865	-
Health and Human Services, Department of	Pass-Through Michigan Primary Care Association		Scarlett	93.RD		95,569	-
Health and Human Services, Department of	Pass-Through Michigan Primary Care Association		Ypsilanti High School	93.RD		157,797	-
Health and Human Services, Department of	Pass-Through Michigan Primary Care Association		Ypsilanti Middle School	93.RD		122,451	-
Health and Human Services, Department of	Pass-Through Michigan Public Health Institute		Q-30212-117-504100	93.RD		37,102	-
Health and Human Services, Department of	Pass-Through Michigan Public Health Institute		Q-30212-125-504200	93.RD		23,180	-
Health and Human Services, Department of	Pass-Through Michigan, State of, Health and Human Services, Department of		E20180568-001	93.RD		9	-
Health and Human Services, Department of	Pass-Through Mitovation, Inc.		Agreement	93.RD		157,185	-
Health and Human Services, Department of	Pass-Through New England Research Institutes, Inc. dba HealthCore		PROCUREMENT SERVICES AGREEN	93.RD		65,412	-
Health and Human Services, Department of	Pass-Through New England Research Institutes, Inc. dba HealthCore		PROCUREMENT SERVICES AGREEN	93.RD		23,991	-
Health and Human Services, Department of	Pass-Through New England Research Institutes, Inc. dba HealthCore		Service Agreement	93.RD		44,072	-
Health and Human Services, Department of	Pass-Through Northwestern University		SP0033779 60044358 UMHHSN27220	93.RD		18,787	-
Health and Human Services, Department of	Pass-Through Open Lattice, Inc.		Roundtable Research Agreement	93.RD		14,959	-
Health and Human Services, Department of	Pass-Through Prevent Child Abuse America		Agreement	93.RD		29,840	-
Health and Human Services, Department of	Pass-Through Purchaser Business Group on Health (PBGH)		Consulting Services Agreement	93.RD		88,215	-
Health and Human Services, Department of	Pass-Through Research Triangle Institute (dba RTI Health Solutions)		15-312-0217571-66096L	93.RD		888,104	-
Health and Human Services, Department of	Pass-Through Research Triangle Institute (dba RTI Health Solutions)		21-312-0214643-65091L	93.RD		120,668	55,772
Health and Human Services, Department of	Pass-Through RTI International		7-312-0217571-66063L	93.RD		280,969	11,295
Health and Human Services, Department of	Pass-Through Rush University		19022804-Sub01	93.RD		51,184	-
Health and Human Services, Department of	Pass-Through Rush University Medical Center		17061501-Sub02	93.RD		3,130	-
Health and Human Services, Department of	Pass-Through SignaBlok, Inc.		1R43AR078110-01	93.RD		32,068	-
Health and Human Services, Department of	Pass-Through St. Jude Children's Research Hospital		1120104050-7936391	93.RD		48,833	-
Health and Human Services, Department of	Pass-Through St. Jude Children's Research Hospital		112092060 7875929	93.RD		(2)	-
Health and Human Services, Department of	Pass-Through St. Jude Children's Research Hospital		112092070-7931297	93.RD		20,751	7,516
Health and Human Services, Department of	Pass-Through St. Jude Children's Research Hospital		112103021-7850387	93.RD		79,491	-
Health and Human Services, Department of	Pass-Through St. Jude Children's Research Hospital		112103031-7887542	93.RD		130,530	-
Health and Human Services, Department of	Pass-Through St. Jude Children's Research Hospital		112104020-7793820	93.RD		(589)	-
Health and Human Services, Department of	Pass-Through St. Jude Children's Research Hospital		112104030-7848353	93.RD		(349)	1,753
Health and Human Services, Department of	Pass-Through St. Jude Children's Research Hospital		112104040-7889272	93.RD		215,358	139,012
Health and Human Services, Department of	Pass-Through St. Jude Children's Research Hospital		112107010-7853514	93.RD		56,498	-
Health and Human Services, Department of	Pass-Through St. Jude Children's Research Hospital		112107015-7854642	93.RD		18,986	-
Health and Human Services, Department of	Pass-Through St. Jude Children's Research Hospital		112107025-7888943	93.RD		40,534	-

University of Michigan
Schedule of Expenditures of Federal Awards
For the Year Ended June 30, 2021

Cluster Title/Federal Grantor/Program	Type	Pass-Through Grantor	Award Identifier	Assistance Listing		Assistance Listing Program Title	Federal Expenditures	Passed-Through to Subrecipients
				Number				
Health and Human Services, Department of	Pass-Through	St. Jude Children's Research Hospital	112107035-7953202	93.RD			34,522	-
Health and Human Services, Department of	Pass-Through	St. Jude Children's Research Hospital	112336015-7930825	93.RD			191,625	25,571
Health and Human Services, Department of	Pass-Through	St. Jude Children's Research Hospital	744880/112104031	93.RD			(271)	-
Health and Human Services, Department of	Pass-Through	State University of New York (SUNY)	18-25-74751	93.RD			76,721	-
Health and Human Services, Department of	Pass-Through	State University of New York (SUNY)	R1218426	93.RD			3,168	-
Health and Human Services, Department of	Pass-Through	The Children's Hospital of Philadelphia	Work Order Amendment #1	93.RD			7,754	-
Health and Human Services, Department of	Pass-Through	The Emmes Corporation	Emmes Project 13541	93.RD			300	-
Health and Human Services, Department of	Pass-Through	The Icahn School of Medicine at Mount Sinai (ISMMS)	0258-A406-4609	93.RD			50,217	-
Health and Human Services, Department of	Pass-Through	The Icahn School of Medicine at Mount Sinai (ISMMS)	0258-A410-4609/Option 12A	93.RD			153,270	-
Health and Human Services, Department of	Pass-Through	The Icahn School of Medicine at Mount Sinai (ISMMS)	0258-A422-4609 (Main)	93.RD			623,174	-
Health and Human Services, Department of	Pass-Through	The Icahn School of Medicine at Mount Sinai (ISMMS)	0258-A422-4609 (PBMCS)	93.RD			1,699	-
Health and Human Services, Department of	Pass-Through	The Icahn School of Medicine at Mount Sinai (ISMMS)	0258-A428-4609	93.RD			131,125	-
Health and Human Services, Department of	Pass-Through	The Jackson Laboratory	210314-0521-08	93.RD			198,592	-
Health and Human Services, Department of	Pass-Through	The University of Texas Health Science Center at Tyler	6027-SC19-13	93.RD			9,648	-
Health and Human Services, Department of	Pass-Through	United Automobile Workers	Program Evaluation Agreement	93.RD			10,488	-
Health and Human Services, Department of	Pass-Through	United Automobile Workers	Program Evaluation Agreement	93.RD			142,973	-
Health and Human Services, Department of	Pass-Through	University at Buffalo	R1252051	93.RD			7,729	-
Health and Human Services, Department of	Pass-Through	University Hospitals/Rainbow Babies and Children's Hospital	Sub-Recipient Agreement	93.RD			252,941	-
Health and Human Services, Department of	Pass-Through	University of California-Santa Cruz	A18-0757-S004-P0688537	93.RD			89,489	-
Health and Human Services, Department of	Pass-Through	University of New Mexico-Health Sciences Cntr	3RJK7	93.RD			71,061	-
Health and Human Services, Department of	Pass-Through	University of North Carolina at Chapel Hill	5116542	93.RD			156,638	-
Health and Human Services, Department of	Pass-Through	University of Pennsylvania	580638	93.RD			9,587	-
Health and Human Services, Department of	Pass-Through	University of Pennsylvania	581607	93.RD			73,510	-
Health and Human Services, Department of	Pass-Through	University of Pittsburgh	AWD00002607-1	93.RD			4,408,067	-
Health and Human Services, Department of	Pass-Through	University of Rochester	417406G / UR FAO GR510834	93.RD			20,003	-
Health and Human Services, Department of	Pass-Through	University of Rochester	417406G / UR FAO GR510834	93.RD			38,732	-
Health and Human Services, Department of	Pass-Through	University of Southern California	102639403	93.RD			51,347	-
Health and Human Services, Department of	Pass-Through	University of Wisconsin	0000000984	93.RD			252,551	-
Health and Human Services, Department of	Pass-Through	Westat, Inc.	6757-00-S001	93.RD			126,054	-
							\$ 26,373,706	\$ 528,949
			Total Health and Human Services, Department of				\$ 658,902,727	\$ 58,733,402
Corporation for National and Community Service	Pass-Through	Northeast Michigan Community Service Agency, Inc (NEMCSA)	Grant Award	94.021		Volunteer Generation Fund	\$ 16,705	\$ -
Corporation for National and Community Service	Pass-Through	Arizona State University	PO-20-00039522	94.RD			\$ 2,975	\$ -
			Total Corporation for National and Community Service				\$ 19,680	\$ -
Social Security Administration	Direct		2 RRC08098401-10-00	96.007		Social Security Research and Demonstration	\$ (2,256)	\$ -
Social Security Administration	Direct		5 RDR18000002-01-00	96.007		Social Security Research and Demonstration	343,844	283,517
Social Security Administration	Direct		5 RDR18000002-02-00	96.007		Social Security Research and Demonstration	865,420	519,519
Social Security Administration	Direct		5 RDR18000002-03-00	96.007		Social Security Research and Demonstration	829,634	349,517.00
			Total Social Security Administration				\$ 2,036,642	\$ 1,152,553
Homeland Security, Department of	Pass-Through	University of Arizona	559909	97.044		Assistance to Firefighters Grant	\$ 80,849	\$ -
Homeland Security, Department of	Pass-Through	University of Arizona	589059	97.044		Assistance to Firefighters Grant	6,494	-
							\$ 87,343	\$ -
Homeland Security, Department of	Direct		15DNAR100015-05-00	97.077		Evaluation and Demonstration of Technologies Related to Countering Weapons of Mass Destruction	\$ 305,704	\$ -
Homeland Security, Department of	Direct		16DNARI00022-05-02	97.077		Evaluation and Demonstration of Technologies Related to Countering Weapons of Mass Destruction	397,415	-
Homeland Security, Department of	Pass-Through	Georgia Technology Research Corporation	AWD-100703-G1	97.077		Evaluation and Demonstration of Technologies Related to Countering Weapons of Mass Destruction	5,817	-
							\$ 708,936	\$ -
Homeland Security, Department of	Pass-Through	Radiation Monitoring Devices, Inc.	C19-14	97.RD			\$ 237,405	\$ -
			Total Homeland Security, Department of				\$ 1,033,684	\$ -
United States Agency for International Development	Pass-Through	Georgia Institute of Technology	AWD-000781-S1	98.001		USAID Foreign Assistance for Programs Overseas	\$ 262,301	\$ -
United States Agency for International Development	Pass-Through	National Academy of Sciences, Engineering and Medicine	2000010356	98.001		USAID Foreign Assistance for Programs Overseas	26,819	-
United States Agency for International Development	Pass-Through	University of California - Davis	201700999-01	98.001		USAID Foreign Assistance for Programs Overseas	(6,633)	-
United States Agency for International Development	Pass-Through	University of California - Davis	A20-1825-S007	98.001		USAID Foreign Assistance for Programs Overseas	114,027	-
United States Agency for International Development	Pass-Through	VisionSpring, Inc.	7200AA19FA00019	98.001		USAID Foreign Assistance for Programs Overseas	153,368	-
							\$ 549,882	\$ -
United States Agency for International Development	Pass-Through	Georgia Institute of Technology	RH089-S1	98.RD			\$ (34,485)	\$ -
			Total United States Agency for International Development				\$ 515,397	\$ -
Consumer Financial Protection Bureau	Direct		IPA Couper, Mick	99.RD			\$ 3,613	\$ -
			Total Consumer Financial Protection Bureau				\$ 3,613	\$ -
Director of National Intelligence, Office of the	Direct		FA8650-19-C-9101	99.RD			\$ 849,649	\$ 214,930
Director of National Intelligence, Office of the	Pass-Through	SRI International	PO38735	99.RD			110,516	-
Director of National Intelligence, Office of the	Pass-Through	Stealth Software Technologies, Inc.	Subcontract agreement	99.RD			(4,344)	-
Director of National Intelligence, Office of the	Pass-Through	University of Southern California	136524011	99.RD			55,761	-
			Total Director of National Intelligence, Office of the				\$ 1,011,582	\$ 214,930

University of Michigan
Schedule of Expenditures of Federal Awards
For the Year Ended June 30, 2021

Cluster Title/Federal Grantor/Program	Type	Pass-Through Grantor	Award Identifier	Assistance Listing Number	Assistance Listing Program Title	Passed-Through	
						Federal Expenditures	to Subrecipients
						\$ 136,295,743	\$ -
Health and Human Services, Department of	Direct		6 H76HA00182-25-01	93.918	Grants to Provide Outpatient Early Intervention Services with Respect to HIV Disease	\$ 567,754	\$ -
Health and Human Services, Department of	Direct		H7CHA373020101	93.918	Grants to Provide Outpatient Early Intervention Services with Respect to HIV Disease	62,003	-
Health and Human Services, Department of	Pass-Through Michigan State University		PO557418	93.994	Maternal and Child Health Services Block Grant to the States	\$ 20,229	\$ -
Health and Human Services, Department of	Pass-Through Michigan, State of, Health and Human Services, Department of		E20203778-00 Proj CN	93.994	Maternal and Child Health Services Block Grant to the States	45,599	-
Health and Human Services, Department of	Pass-Through Michigan, State of, Health and Human Services, Department of		E20213689-00 BS	93.994	Maternal and Child Health Services Block Grant to the States	119,229	-
Health and Human Services, Department of	Pass-Through Michigan, State of, Health and Human Services, Department of		E20213801-00 T	93.994	Maternal and Child Health Services Block Grant to the States	12,446	-
Health and Human Services, Department of	Pass-Through Michigan, State of, Health and Human Services, Department of		MA190000000992	93.994	Maternal and Child Health Services Block Grant to the States	6,971	-
Health and Human Services, Department of	Pass-Through Michigan, State of, Health and Human Services, Department of		MA-491-190000000992	93.994	Maternal and Child Health Services Block Grant to the States	7,037	-
			Total Health and Human Services, Department of			\$ 211,511	\$ -
						\$ 137,157,746	\$ -
Corporation for National and Community Service	Pass-Through National College Advising Corps		18EDHNC001	94.006	AmeriCorps	\$ 338,217	\$ -
Corporation for National and Community Service	Pass-Through Public Allies		18EDHWI0010008	94.006	AmeriCorps	(312,443)	-
Corporation for National and Community Service	Pass-Through Public Allies		OP022-94.006-17-PADT	94.006	AmeriCorps	(213,992)	-
Corporation for National and Community Service	Pass-Through Public Allies		OP022-94.006-18-PADT-SC	94.006	AmeriCorps	(5,733)	-
Corporation for National and Community Service	Pass-Through Public Allies		OP022-94.006-19-PADT - SC	94.006	AmeriCorps	3,000	-
Corporation for National and Community Service	Pass-Through Public Allies		OP022-94.006-20-PADT	94.006	AmeriCorps	77,922	-
			Total Corporation for National and Community Service			\$ (113,029)	\$ -
			Total other programs			\$ 266,101,454	\$ 4,594
			Total federal expenditures			\$ 1,683,642,631	\$ 93,829,242

University of Michigan
Notes to Schedule of Expenditures of Federal Awards
For the Year Ended June 30, 2021

1. Summary of Significant Accounting Policies

The accompanying Schedule of Expenditures of Federal Awards (the “SEFA”) includes all federal grant transaction activity of the University of Michigan (the “University”) recorded on the accrual basis of accounting unless otherwise directed by the terms and conditions of the underlying awards. The information in the SEFA is presented in accordance with Title 2 U.S. *Code of Federal Regulations* Part 200, *Uniform Administrative Requirements, Cost Principles and Audit Requirements for Federal Awards* (the “Uniform Guidance”). As the SEFA presents only the federal award activity of the University, it is not intended to and does not present the net position, changes in net position and cash flows of the University.

Negative amounts presented in the SEFA represent adjustments, in the normal course of business, to expenditures reported in prior years. Complete Assistance Listing numbers and pass-through numbers are provided on the SEFA when available.

2. Indirect Costs

The University applies its predetermined approved facilities and administrative rate when charging indirect costs to federal awards rather than the 10 percent de minimus cost rate as described in Section 200.414 of the Uniform Guidance. The indirect cost rates approved by the University’s cognizant agency, the Department of Health and Human Services, for organized research, instruction and other sponsored activities through June 30, 2024 are as follows:

	<u>July 1, 2020 – June 30, 2024</u>
On-campus organized research	56%
On-campus instruction	54%
On-campus sponsored activities	29%
Off-campus all programs	26%

University of Michigan
Notes to Schedule of Expenditures of Federal Awards
For the Year Ended June 30, 2021

3. University-Administered Federal Loan Programs

The federal loan programs listed below are administered directly by the University and outstanding balances related to these programs are included in the University's financial statements. The amount of loans outstanding at the beginning of the year, loans made during the year and the administrative cost allowance are included in the SEFA. The balance of loans outstanding at June 30, 2021 consists of:

	Assistance Listing Number	Outstanding Balance at June 30, 2021
Department of Education, Federal Perkins Program	84.038	<u>\$ 32,388,694</u>
Department of Health and Human Services:		
Nursing Faculty Loan Program	93.264	<u>4,307,906</u>
Health Professions Loan Program – Medicine/Primary Care	93.342	1,132,321
Health Professions Loan Program – Pharmacy	93.342	1,203,111
Health Professions Loan Program – Dentistry	93.342	<u>8,430,524</u>
		<u>10,765,956</u>
Nursing Student Loan – Baccalaureate	93.364	1,595,094
Nursing Student Loan – Graduate	93.364	<u>302,374</u>
		<u>1,897,468</u>
Disadvantaged Student Loan Program – Medicine/Primary Care	93.925	4,761,035
Disadvantaged Student Loan Program – Pharmacy	93.925	105,000
Disadvantaged Student Loan Program – Dentistry	93.925	<u>114,392</u>
		<u>4,980,427</u>
Total University administered federal loans outstanding		<u>\$ 54,340,451</u>



Report of Independent Auditors on Internal Control Over Financial Reporting and on Compliance and Other Matters Based on an Audit of Financial Statements Performed in Accordance with *Government Auditing Standards*

To the Regents of the University of Michigan

We have audited, in accordance with auditing standards generally accepted in the United States of America and the standards applicable to financial audits contained in *Government Auditing Standards* issued by the Comptroller General of the United States, the financial statements of the business-type activities and aggregate fiduciary activities of the University of Michigan (the "University"), which comprise the statements of net position and of fiduciary net position as of June 30, 2021, and the related statements of revenues, expenses and changes in net position, of cash flows and of changes in fiduciary net position for the year then ended, and the related notes to the financial statements, and have issued our report thereon dated October 21, 2021, which includes an emphasis of matter paragraph related to the University changing the manner in which it accounts for fiduciary activities in 2021, as discussed in Note 1 to the financial statements.

Internal Control Over Financial Reporting

In planning and performing our audit of the financial statements, we considered the University's internal control over financial reporting ("internal control") as a basis for designing the audit procedures that are appropriate in the circumstances for the purpose of expressing our opinion on the financial statements, but not for the purpose of expressing an opinion on the effectiveness of the University's internal control. Accordingly, we do not express an opinion on the effectiveness of the University's internal control.

A deficiency in internal control exists when the design or operation of a control does not allow management or employees, in the normal course of performing their assigned functions, to prevent, or detect and correct, misstatements on a timely basis. A *material weakness* is a deficiency, or a combination of deficiencies, in internal control such that there is a reasonable possibility that a material misstatement of the entity's financial statements will not be prevented, or detected and corrected on a timely basis. A *significant deficiency* is a deficiency, or a combination of deficiencies, in internal control that is less severe than a material weakness, yet important enough to merit attention by those charged with governance.

Our consideration of internal control was for the limited purpose described in the first paragraph of this section and was not designed to identify all deficiencies in internal control that might be material weaknesses or significant deficiencies. Given these limitations, during our audit we did not identify any deficiencies in internal control that we consider to be material weaknesses. However, material weaknesses may exist that have not been identified.

PricewaterhouseCoopers LLP, 500 Woodward Avenue, Detroit, Michigan 48226
T: (313) 394 6000; www.pwc.com/us



Compliance and Other Matters

As part of obtaining reasonable assurance about whether the University's financial statements are free from material misstatement, we performed tests of its compliance with certain provisions of laws, regulations, contracts and grant agreements, noncompliance with which could have a direct and material effect on the financial statements. However, providing an opinion on compliance with those provisions was not an objective of our audit, and accordingly, we do not express such an opinion. The results of our tests disclosed no instances of noncompliance or other matters that are required to be reported under *Government Auditing Standards*.

Purpose of this Report

The purpose of this report is solely to describe the scope of our testing of internal control and compliance and the results of that testing, and not to provide an opinion on the effectiveness of the entity's internal control or on compliance. This report is an integral part of an audit performed in accordance with *Government Auditing Standards* in considering the entity's internal control and compliance. Accordingly, this communication is not suitable for any other purpose.

PricewaterhouseCoopers LLP

October 21, 2021



**Report of Independent Auditors on Compliance with Requirements
That Could Have a Direct and Material Effect on Each Major Program and on Internal
Control Over Compliance in Accordance with the Uniform Guidance**

To the Regents of the University of Michigan:

Report on Compliance for Each Major Federal Program

We have audited the University of Michigan’s (the “University”) compliance with the types of compliance requirements described in the *OMB Compliance Supplement* that could have a direct and material effect on each of the University’s major federal programs for the year ended June 30, 2021. The University’s major federal programs are identified in the summary of auditor's results section of the accompanying schedule of findings and questioned costs.

Management’s Responsibility

Management is responsible for compliance with federal statutes, regulations and the terms and conditions of its federal awards applicable to its federal programs.

Auditors’ Responsibility

Our responsibility is to express an opinion on compliance for each of the University’s major federal programs based on our audit of the types of compliance requirements referred to above. We conducted our audit of compliance in accordance with auditing standards generally accepted in the United States of America; the standards applicable to financial audits contained in *Government Auditing Standards*, issued by the Comptroller General of the United States; and the audit requirements of Title 2 U.S. *Code of Federal Regulations* Part 200, *Uniform Administrative Requirements, Cost Principles, and Audit Requirements for Federal Awards* (“Uniform Guidance”). Those standards and the Uniform Guidance require that we plan and perform the audit to obtain reasonable assurance about whether noncompliance with the types of compliance requirements referred to above that could have a direct and material effect on a major federal program occurred. An audit includes examining, on a test basis, evidence about the University’s compliance with those requirements and performing such other procedures as we considered necessary in the circumstances.

We believe that our audit provides a reasonable basis for our opinion on compliance for each major federal program. However, our audit does not provide a legal determination of the University’s compliance.



Opinion on Each Major Federal Program

In our opinion, the University of Michigan complied, in all material respects, with the types of compliance requirements referred to above that could have a direct and material effect on each of its major federal programs for the year ended June 30, 2021.

Other Matters

As indicated in Part I to the accompanying schedule of findings and questioned costs, we have audited the Student Financial Assistance cluster as a major program. Also, as indicated in the first paragraph of this report, we performed our audit of compliance using the compliance requirements contained in the OMB Compliance Supplement, including those contained in Part V 5.3, Compliance Requirement N, Special Tests and Provisions, Section 10 “Gramm-Leach-Bliley Act-Student Information Security.” This section includes three suggested audit procedures with respect to verification that the institution (1) designated an individual to coordinate the information security program, (2) performed a risk assessment that addresses the three required areas in 16 CFR 314.4(b), and (3) documented a safeguard for each risk identified. Our procedures in relation to these three items were limited to inquiry of and obtaining written representation from management and obtaining and reading management’s documentation related to these three items. Our procedures did not include an analysis of the adequacy or completeness of the risk assessment performed or the safeguards for each risk identified by management.

The results of our auditing procedures disclosed instances of noncompliance, which are required to be reported in accordance with the Uniform Guidance and which are described in the accompanying schedule of findings and questioned costs as items 2021-001 and 2021-002. Our opinion on each major federal program is not modified with respect to these matters.

The University’s response to the noncompliance findings identified in our audit is described in the accompanying management’s corrective action plan. The University’s response was not subjected to the auditing procedures applied in the audit of compliance and, accordingly, we express no opinion on the response.

Report on Internal Control Over Compliance

Management of the University is responsible for establishing and maintaining effective internal control over compliance with the types of compliance requirements referred to above. In planning and performing our audit of compliance, we considered the University’s internal control over compliance with the types of requirements that could have a direct and material effect on each major federal program to determine the auditing procedures that are appropriate in the circumstances for the purpose of expressing an opinion on compliance for each major federal program and to test and report on internal control over compliance in accordance with the Uniform Guidance, but not for the purpose of expressing an opinion on the effectiveness of internal control over compliance. Accordingly, we do not express an opinion on the effectiveness of the University’s internal control over compliance.



A *deficiency in internal control over compliance* exists when the design or operation of a control over compliance does not allow management or employees, in the normal course of performing their assigned functions, to prevent, or detect and correct, noncompliance with a type of compliance requirement of a federal program on a timely basis. A *material weakness in internal control over compliance* is a deficiency, or combination of deficiencies, in internal control over compliance, such that there is a reasonable possibility that material noncompliance with a type of compliance requirement of a federal program will not be prevented, or detected and corrected, on a timely basis. A *significant deficiency in internal control over compliance* is a deficiency, or a combination of deficiencies, in internal control over compliance with a type of compliance requirement of a federal program that is less severe than a material weakness in internal control over compliance, yet important enough to merit attention by those charged with governance.

Our consideration of internal control over compliance was for the limited purpose described in the first paragraph of this section and was not designed to identify all deficiencies in internal control over compliance that might be material weaknesses or significant deficiencies. We did not identify any deficiencies in internal control over compliance that we consider to be material weaknesses. However, material weaknesses may exist that have not been identified.

The purpose of this report on internal control over compliance is solely to describe the scope of our testing of internal control over compliance and the results of that testing based on the requirements of the Uniform Guidance. Accordingly, this report is not suitable for any other purpose.

PricewaterhouseCoopers LLP

May 6, 2022

University of Michigan
Schedule of Findings and Questioned Costs
For the Year Ended June 30, 2021

Section I – Summary of Auditors’ Results

Financial Statements

Type of auditor’s report issued:

Unmodified opinion

Internal control over financial reporting:

- Material weakness(es) identified? Yes No
- Significant deficiency(ies) identified not considered to be material weaknesses? Yes None reported
- Noncompliance material to financial statements noted? Yes No

Federal Awards

Internal control over major programs:

- Material weakness(es) identified? Yes No
- Significant deficiency(ies) identified not considered to be material weakness(es)? Yes None reported

Type of auditor’s report issued on compliance for major programs:

Unmodified opinion

Any audit findings disclosed that are required to be reported in accordance with 2 CFR 200.516(a)?

Yes No

Identification of major programs:

<u>Assistance Listing Number</u>	<u>Assistance Listing Program Title or Cluster</u>
Various	Student Financial Assistance Cluster
21.019	COVID-19-Coronavirus Relief Fund
84.425c, 84.425e, 84.425f, 84.425m	COVID-19-Education Stabilization Fund
93.498	COVID-19-Provider Relief Fund and American Rescue Plan (ARP) Rural Distribution

Dollar threshold used to distinguish between Type A and Type B programs:

\$5,050,862

Auditee qualified as low-risk auditee?

Yes No

Section II – Financial Statement Findings

None.

University of Michigan
Schedule of Findings and Questioned Costs
For the Year Ended June 30, 2021

Section III – Federal Award Findings and Questioned Costs

Finding 2021-001 – Public Reporting

Cluster: N/A

Federal Agency: US Department of Education

Assistance Listing Title and Number: COVID-19-Education Stabilization Fund – 84.425E and 84.425F

Award Name: Higher Education Emergency Relief Fund – Student Aid and Institutional Portions

Award Year: Academic Year 2020-2021

Criteria: The University is subject to compliance requirements pertaining to the periodic public reporting of expenditures of both the Student Aid Portion and the Institutional Portion of funds received under the Higher Education Emergency Relief Fund (“HEERF”). The Coronavirus Aid, Relief, and Economic Security (“CARES”) Act 18004(e) and the Coronavirus Response and Relief Supplemental Appropriations Act (“CRRSAA”) 314(e) require an institution receiving funds under HEERF I and HEERF II to submit a report to the secretary of the Department of Education (“ED”), at such time in such a manner as the secretary may require. While the American Rescue Plan (“ARP”) does not explicitly identify procedures by which institutions must report on their uses of HEERF grant funds, ED exercises this reporting authority under 2 CFR section 200.328 and 2 CFR section 200.329.

With respect to the Institutional Portion of funds received, the University must publicly post a quarterly report form no later than 10 days after the end of each calendar quarter (October 10, January 10, April 10 and July 10) apart from the first report, which covers the period of issuance through September 30, 2020, and was due October 30, 2020, and the report covering the first calendar quarter of 2021, which is due July 10, 2021. In addition, with respect to the Student Aid Portion, the University must publicly post its initial quarterly report as soon as possible, but no later than 30 days after the publication of the notice or 30 days after the date ED first obligated funds under HEERF I, II, or III to the institution for Emergency Financial Aid Grants to Students, whichever comes later. This report must be updated and publicly posted no later than 10 days after the end of each calendar quarter. In addition to the requirement to file these reports timely, the University must also provide and retain support for specific key line items in the reports, including the total estimated number of students at the institution that are eligible to receive Emergency Financial Aid Grants to Students under the CARES, CRRSAA and ARP subprograms.

University of Michigan
Schedule of Findings and Questioned Costs
For the Year Ended June 30, 2021

Condition: While performing an inspection of nine reports (sample population of 27 reports across the University's three campuses), it was identified that the December 31, 2020 Quarterly Institutional Report for the UM-Flint campus was publicly posted on January 26, 2021, 16 days after the 10 day period required per the terms of the underlying grant.

In addition, the University did not retain support for the number of eligible students reported as receiving CARES, CRRSAA and ARP funding in the June 30, 2021 Quarterly Student Report for the UM-Dearborn campus.

Questioned Costs: None noted.

Cause: Management did not have a proper process in place to monitor and ensure the timely public posting of reports to the University's website. In addition, management did not have a process in place to ensure retention and storage of supporting documentation associated with these reports.

Effect: A required Quarterly Institutional Report was not publicly posted in a timely manner and specific support over key data in a Quarterly Student Report was not properly maintained.

Recommendation: The University should reevaluate current policies and procedures as it relates to the timely public posting of the required HEERF quarterly reports. For example, the University should have a control in place to ensure that all reports have been properly posted to the University's website on or before the 10th day following the end of each calendar quarter. In addition, the University should reevaluate its current policies and procedures over document retention and storage as it relates to information supporting these periodic reports.

View of Responsible Officials: Refer to Management's Corrective Action Plan for management's view and corrective action plan for the finding described above.

Finding 2021-002 – Enrollment Reporting

Cluster: Student Financial Assistance

Federal Agency: U.S. Department of Education

Assistance Listing Title and Number: Federal Pell Grant Program – 84.063, William D. Ford Federal Direct Loan Program – 84.268

Award Year: Academic Year 2020-2021

University of Michigan
Schedule of Findings and Questioned Costs
For the Year Ended June 30, 2021

Criteria: Schools are required to confirm and report to the National Student Loan Data System (“NSLDS”) the enrollment status of students who receive federal student loans. Enrollment information is used to determine the borrower’s eligibility for in-school status, deferment, interest subsidy and grace period. Enrollment changes, such as a change from full-time to half-time status, graduation, withdrawal, or an approved leave of absence, are changes that need to be reported. The enrollment information is merged into the NSLDS database and reported to guarantors, lenders and servicers of student loans.

Condition: Through our enrollment reporting testing, we identified five (out of 75 tested) students at UM-Dearborn receiving Pell Grants that were incorrectly reported in the NSLDS as withdrawn instead of graduated. While this misclassification had no direct impact on the federal government or the student, the University is responsible for ensuring information is updated completely and accurately. Through further review of this matter, UM-Dearborn identified a total of 171 students impacted by this classification error.

Questioned Costs: None noted.

Cause: Although the UM-Dearborn’s Office of the Registrar has processes and controls to completely and accurately report student enrollment changes to the National Student Clearinghouse and to the NSLDS, these controls did not operate as designed during the period.

Effect: The effective administration of Title IV loans and Pell Grants could be impacted when changes in students’ enrollment are not reported accurately. The accuracy of enrollment information is important, as a student’s enrollment status determines eligibility for in-school status, deferment, grace period and repayments, as well as the government’s payment of interest subsidies.

Recommendation: We recommend the University enhance its controls and revise its procedures to ensure that not only are status changes reported to the National Student Clearinghouse, but also that the enrollment changes are reported appropriately from the National Student Clearinghouse to NSLDS.

View of Responsible Officials: Refer to Management’s Corrective Action Plan for management’s view and corrective action plan for the finding described above.

University of Michigan
Summary Schedule of Prior Year Findings
For the Year Ended June 30, 2021

Finding 2020-001 – Equipment Records

Cluster: Research & Development

Federal Agency: Various

Assistance Listing Title and Number: Various

Award(s) and Award #'s: Various

Summary: While performing an inspection of 25 pieces of equipment that were acquired using funds from Federal awards, one piece of equipment was found to have an incorrect identification tag and another piece of equipment's identification tag was missing. Despite the tagging issues identified, both items were able to be agreed to the inventory records via their serial numbers. Additionally, one of the 25 items selected for inspection had been disposed of, but had not been removed from the property records.

The University has an inventory program in place to ensure equipment acquired with Federal funds is subject to a physical inventory process at least once every two years whereby on a rotational basis, the central property control area provides each department with three months to perform an inventory of their equipment. While inspecting the results of eight of these inventories, it was noted that during an inventory for one department which occurred on November 11, 2019, assets were reported as scrapped and no longer useful. However, these assets were not removed from the list of equipment acquired with Federal funds pending completion of a campus-wide physical inventory originally scheduled to commence in 2020 but delayed until 2021 given the onset of the COVID-19 pandemic.

Status: The University contracted with a third-party to perform a baseline physical inventory of all capitalized equipment acquired with federal and other non-patient care funds, which is expected to be completed during 2022. Additionally, the University is working to further centralize oversight and control over the physical inventory process and improve procedural awareness associated with the related Uniform Guidance requirements and University policies through enhanced training and assessment at the individual unit level. The individual unit training and assessment is expected to be completed during 2022.

May 6, 2022

RE: Management's Corrective Action Plan

1. Name of the contact person responsible for corrective actions planned:

Cheryl Soper
Controller and Director of Financial Operations
University of Michigan (386006309)
6032 Wolverine Tower
3003 South State Street
Ann Arbor, MI 48109-1287
Phone: 734-764-7214
E-mail: clsoper@umich.edu

2. Corrective actions planned:

Finding No. 2021-001 – Public Reporting

View of Responsible Officials: The University concurs with the auditors' finding. During 2022, the University will enhance its current policies and procedures surrounding the timely posting of the required Higher Education Emergency Relief Fund ("HEERF") quarterly reports to ensure that they are publicly available on or before the 10th day following the end of each calendar quarter. The University will also update policies and procedures over document retention and storage of information supporting these reports to ensure compliance.

Completion Date: September 2021

Finding No. 2021-002 – Enrollment Reporting

View of Responsible Officials: The University concurs with the auditors' finding. The UM-Dearborn campus is taking action to ensure that student enrollment status changes are reported accurately in the National Student Loan Data System ("NSLDS").

UM-Dearborn's Office of the Registrar reports graduated students via an upload to the National Student Clearinghouse ("NSC") within six weeks of the actual student graduation dates. The NSC runs a process to assign a "G" (graduated) status to the student enrollment record after the upload file is processed. However, due to the program level reporting required for enrollment and degrees which began in fall 2014, the NSC's current DegreeVerify process cannot assign a "G" enrollment status to the student program record in certain situations, resulting in the need for manual updates to the NSC file prior to submission to the NSLDS.

In order to ensure accuracy moving forward, several additional staff members will be trained to assist with the manual updates in the NSC. Additionally, UM-Dearborn is working with its colleges to shorten the degree awarding timeline to allow the possibility for uploading a special graduates-only enrollment file prior to the first enrollment file of the subsequent semester instead of depending upon the “G” assignment process within the NSC.

Anticipated Completion Date: June 2022