

**University of Michigan**  
**Report on Federal Awards in Accordance**  
**with the Uniform Guidance**  
**For the Year Ended June 30, 2020**  
**EIN 38-6006309**

# University of Michigan

## Contents

---

### Pages (s)

#### Part I – Financial Information

Report of Independent Auditors .....	1-3
Management’s Discussion and Analysis (Unaudited).....	4-29
Consolidated Financial Statements:	
Consolidated Financial Statements .....	30-33
Notes to Consolidated Financial Statements .....	34-79
Required Supplementary Information (Unaudited).....	80-82
Supplementary Information:	
Schedule of Expenditures of Federal Awards .....	83-174
Notes to Schedule of Expenditures of Federal Awards.....	175-176

#### Part II – Reports on Internal Controls and Compliance

Report of Independent Auditors on Internal Control Over Financial Reporting and on Compliance and Other Matters Based on an Audit of Financial Statements Performed in Accordance with <i>Government Auditing Standards</i> .....	177-178
Report of Independent Auditors on Compliance with Requirements That Could Have a Direct and Material Effect on Each Major Program and on Internal Control Over Compliance in Accordance with the Uniform Guidance .....	179-181

#### Part III – Findings

Schedule of Findings and Questioned Costs .....	182-184
Summary Schedule of Prior Year Findings.....	185
Management’s Corrective Action Plan .....	186



## Report of Independent Auditors

To the Regents of the University of Michigan

### *Report on the Consolidated Financial Statements*

We have audited the accompanying consolidated financial statements of the University of Michigan (the “University”), which comprise the consolidated statements of net position as of June 30, 2020 and 2019 and the related consolidated statements of revenues, expenses and changes in net position and of cash flows for the years then ended, and the related notes to the financial statements, which collectively comprise the University’s basic consolidated financial statements.

### *Management’s Responsibility for the Consolidated Financial Statements*

Management is responsible for the preparation and fair presentation of the consolidated financial statements in accordance with accounting principles generally accepted in the United States of America; this includes the design, implementation, and maintenance of internal control relevant to the preparation and fair presentation of consolidated financial statements that are free from material misstatement, whether due to fraud or error.

### *Auditors’ Responsibility*

Our responsibility is to express an opinion on the consolidated financial statements based on our audits. We conducted our audits in accordance with auditing standards generally accepted in the United States of America and the standards applicable to financial audits contained in *Government Auditing Standards*, issued by the Comptroller General of the United States. Those standards require that we plan and perform the audit to obtain reasonable assurance about whether the consolidated financial statements are free from material misstatement.

An audit involves performing procedures to obtain audit evidence about the amounts and disclosures in the consolidated financial statements. The procedures selected depend on our judgment, including the assessment of the risks of material misstatement of the consolidated financial statements, whether due to fraud or error. In making those risk assessments, we consider internal control relevant to the University’s preparation and fair presentation of the consolidated financial statements in order to design audit procedures that are appropriate in the circumstances, but not for the purpose of expressing an opinion on the effectiveness of the University’s internal control. Accordingly, we express no such opinion. An audit also includes evaluating the appropriateness of accounting policies used and the reasonableness of significant accounting estimates made by management, as well as evaluating the overall presentation of the consolidated financial statements. We believe that the audit evidence we have obtained is sufficient and appropriate to provide a basis for our audit opinion.



## *Opinion*

In our opinion, the consolidated financial statements referred to above present fairly, in all material respects, the consolidated financial position of the University of Michigan and its subsidiaries as of June 30, 2020 and 2019, and the changes in their financial position and their cash flows for the years then ended in accordance with accounting principles generally accepted in the United States of America.

## *Other Matters*

### *Required Supplementary Information*

Accounting principles generally accepted in the United States of America require that the management's discussion and analysis on pages 3 through 28 and the supplementary information for pension and postemployment benefits on pages 78 through 81 be presented to supplement the basic consolidated financial statements. Such information, although not a part of the basic consolidated financial statements, is required by the *Governmental Accounting Standards Board* who considers it to be an essential part of financial reporting for placing the basic consolidated financial statements in an appropriate operational, economic, or historical context. We have applied certain limited procedures to the required supplementary information in accordance with auditing standards generally accepted in the United States of America, which consisted of inquiries of management about the methods of preparing the information and comparing the information for consistency with management's responses to our inquiries, the basic consolidated financial statements, and other knowledge we obtained during our audits of the basic consolidated financial statements. We do not express an opinion or provide any assurance on the information because the limited procedures do not provide us with sufficient evidence to express an opinion or provide any assurance.

### *Other Information*

Our audit was conducted for the purpose of forming an opinion on the University's consolidated financial statements as a whole. The accompanying schedule of expenditures of federal awards for the year ended June 30, 2020 is presented for purposes of additional analysis as required by Title 2 U.S. Code of Federal Regulations Part 200, *Uniform Administrative Requirements, Cost Principles, and Audit Requirements for Federal Awards* (the "Uniform Guidance") and is not a required part of the consolidated financial statements. The accompanying schedule of expenditures of federal awards is the responsibility of management and was derived from and relates directly to the underlying accounting and other records used to prepare the consolidated financial statements. Such information has been subjected to the auditing procedures applied in the audit of the consolidated financial statements and certain additional procedures, including comparing and reconciling such information directly to the underlying accounting and other records used to prepare the consolidated financial statements or to the consolidated basic financial statements themselves, and other additional procedures in accordance with auditing standards generally accepted in the United States of America. In our opinion, the schedule of expenditures of federal awards is fairly stated, in all material respects, in relation to the consolidated financial statements taken as a whole.



**Other Reporting Required by *Government Auditing Standards***

In accordance with *Government Auditing Standards*, we have also issued our report dated October 22, 2020 on our consideration of the University's internal control over financial reporting and on our tests of its compliance with certain provisions of laws, regulations, contracts and grant agreements and other matters for the year ended June 30, 2020. The purpose of that report is solely to describe the scope of our testing of internal control over financial reporting and compliance and the results of that testing, and not to provide an opinion on the effectiveness of internal control over financial reporting or on compliance.

That report is an integral part of an audit performed in accordance with *Government Auditing Standards* in considering the University's internal control over financial reporting and compliance.

*PricewaterhouseCoopers LLP*

October 22, 2020

## UNIVERSITY OF MICHIGAN

### **Management's Discussion and Analysis (Unaudited)**

#### **Introduction**

The following discussion and analysis provides an overview of the financial position of the University of Michigan (the "University") at June 30, 2020 and 2019 and its activities for the three fiscal years ended June 30, 2020. This discussion has been prepared by management and should be read in conjunction with the financial statements and the notes thereto, which follow this section.

The University is a comprehensive public institution of higher learning with over 64,500 students and approximately 8,600 faculty members on three campuses in southeast Michigan. The University offers a diverse range of degree programs from baccalaureate to post-doctoral levels through 19 schools and colleges, and contributes to the state and nation through related research and public service programs. The University also has a nationally renowned health system which includes the University of Michigan Health System ("UMHS"), the University's Medical School, Michigan Health Corporation (a wholly-owned corporation created for joint venture and managed care initiatives) and UM Health (a wholly-owned corporation created to hold and develop the University's statewide network of hospitals, hospital joint ventures and other hospital affiliations, currently consisting of Metropolitan Health Corporation). The University's health system currently includes four hospitals as well as numerous health centers and outpatient clinics.

The University consistently ranks among the nation's top universities by various measures of quality, both in general academic terms and in terms of strength of offerings, in specific academic disciplines and professional subjects. Research is central to the University's mission and a key aspect of its strong reputation among educational institutions. The University is widely recognized for the breadth and excellence of its research enterprise as well as for the exceptional level of cooperation across disciplines, which allows faculty and students to address the full complexity of real-world challenges. The University's health system also has a tradition of excellence in teaching, advancement of medical science and patient care, consistently ranking among the best health care systems in the nation.

The global outbreak of COVID-19, a respiratory disease caused by a new strain of coronavirus, was declared a pandemic by the World Health Organization on March 11, 2020 and a national emergency by the President of the United States on March 13, 2020. The outbreak and related actions taken by federal and state governments in response have impacted several aspects of the University's mission, including those related to instruction, research, patient care and other auxiliary activities.

UNIVERSITY OF MICHIGAN

**Management’s Discussion and Analysis (Unaudited)—Continued**

**Financial Highlights**

The University’s financial position remains strong, with total assets and deferred outflows of \$24.2 billion and total liabilities and deferred inflows of \$9.7 billion at June 30, 2020, compared to total assets and deferred outflows of \$22.9 billion and total liabilities and deferred inflows of \$8.1 billion at June 30, 2019. Net position, which represents the residual interest in the University’s total assets and deferred outflows after total liabilities and deferred inflows are deducted, totaled \$14.5 billion and \$14.8 billion at June 30, 2020 and 2019, respectively. Changes in net position represent the University’s results of operations and are summarized for the years ended June 30 as follows:

	<b>2020</b>	<b>2019</b>	<b>2018</b>
	(in millions)		
Operating revenues and educational appropriations	\$ 8,340	\$ 8,411	\$ 7,879
Federal economic relief funds	144		
Private gifts for operating activities	179	178	197
Operating and net interest expenses	(9,445)	(9,099)	(8,625)
	(782)	(510)	(549)
Net investment income	323	810	1,261
Endowment, capital gifts and grants, and other	182	223	208
(Decrease) increase in net position	\$ (277)	\$ 523	\$ 920

The results of operations reflect the University’s emphasis on maintaining its national standards in academics, research and health care, within a competitive recruitment environment for faculty and health care professionals and a period of constrained state appropriations and rising health care, regulatory and facility costs. During 2020, the University also faced significant challenges associated with the COVID-19 pandemic, which impacted a broad range of its activities. The University is addressing these risks through aggressive cost cutting and productivity gains designed to help preserve access to affordable higher education and healthcare for Michigan families. To achieve sustainable long-term goals for cost cutting and productivity gains, the University is also strategically utilizing resources to support enterprise-wide information technology projects and other initiatives.

The University’s long-term investment strategy combined with its endowment spending policy serves to insulate operations from expected volatility in the capital markets and provides for a stable and predictable level of spending distributions from the endowment. Endowment spending rate distributions to University units totaled \$384 million and \$361 million in 2020 and 2019, respectively. The success of the University’s long-term investment strategy is evidenced by strong returns over sustained periods of time and the ability to limit losses in the face of challenging markets.

## UNIVERSITY OF MICHIGAN

### **Management’s Discussion and Analysis (Unaudited)—Continued**

The University invests its financial assets in pools with distinct risk and liquidity characteristics based on its needs, with a majority of its financial assets invested in two such pools. The University’s working capital is primarily invested in relatively short duration, liquid assets, through its Daily and Monthly Portfolios, while the endowment is primarily invested, along with the noncurrent portion of the insurance and benefit reserves, in an equity oriented long-term strategy through its Long Term Portfolio.

#### **Using the Financial Statements**

The University’s financial report includes three financial statements: the Consolidated Statement of Net Position; the Consolidated Statement of Revenues, Expenses and Changes in Net Position; and the Consolidated Statement of Cash Flows. These financial statements are prepared in accordance with Governmental Accounting Standards Board (“GASB”) principles, which establish standards for external financial reporting for public colleges and universities.



UNIVERSITY OF MICHIGAN

**Management’s Discussion and Analysis (Unaudited)—Continued**

**Statement of Net Position**

The statement of net position presents the financial position of the University at the end of the fiscal year and includes all assets, deferred outflows, liabilities and deferred inflows of the University. The difference between total assets and deferred outflows as compared to total liabilities and deferred inflows – net position – is one indicator of the current financial condition of the University, while the change in net position is an indication of whether the overall financial condition has improved or worsened during the year. The University’s assets, deferred outflows, liabilities, deferred inflows and net position at June 30 are summarized as follows:

	2020	2019	2018
	(in millions)		
Current assets	\$ 4,060	\$ 2,931	\$ 2,743
Noncurrent assets:			
Endowment, life income and other investments	12,868	12,834	12,305
Capital assets, net	6,273	6,227	6,121
Other	518	500	510
Total assets	23,719	22,492	21,679
Deferred outflows	514	371	384
Total assets and deferred outflows	24,233	22,863	22,063
Current liabilities	2,424	1,754	1,775
Noncurrent liabilities	6,811	5,785	5,814
Total liabilities	9,235	7,539	7,589
Deferred inflows	471	520	193
Net position	\$ 14,527	\$ 14,804	\$ 14,281

The University continues to maintain and protect its strong financial foundation. This financial health, as reflected in the University’s net position, results from the prudent utilization of financial resources including careful cost controls, preservation of endowment funds, conservative utilization of debt and adherence to a long-range capital plan for the maintenance and replacement of the physical plant.

Current assets consist primarily of cash and cash equivalents, operating and capital investments and accounts receivable and increased \$1.2 billion to \$4.1 billion at June 30, 2020, as compared to \$2.9 billion at June 30, 2019, primarily as a result of an increase in cash and cash equivalents and investments for operating activities due to the University’s enhanced focus on liquidity in response to uncertainties surrounding the COVID-19 pandemic. Cash, cash equivalents and investments for operating activities totaled \$2.8 billion at June 30, 2020, which represents approximately four months of total expenses excluding depreciation.

UNIVERSITY OF MICHIGAN

**Management’s Discussion and Analysis (Unaudited)—Continued**

Deferred outflows represent the consumption of net assets attributable to a future period and are primarily associated with the University’s obligations for postemployment benefits, debt and derivative activity, and the defined benefit pension plan for Metropolitan Health Corporation (“Metro Health”). Deferred outflows totaled \$514 million and \$371 million at June 30, 2020 and 2019, respectively.

Current liabilities consist primarily of accounts payable, accrued compensation, unearned revenue, commercial paper, the current portion of bonds payable and net long-term bonds payable subject to remarketing. Current liabilities increased \$670 million to \$2.4 billion at June 30, 2020, as compared to \$1.8 billion at June 30, 2019, primarily as a result of amounts received during the current year from the Centers for Medicare and Medicaid Services under the terms of their Accelerated and Advance Payment program which was expanded in response to the COVID-19 pandemic. The unearned portion of these additional advanced payments totaled \$302 million at June 30, 2020.

Deferred inflows represent the acquisition of net assets attributable to a future period and are associated with the University’s obligations for postemployment benefits, Metro Health’s defined benefit pension plan and irrevocable split-interest agreements. Deferred inflows totaled \$471 million and \$520 million at June 30, 2020 and 2019, respectively.

**Endowment, Life Income and Other Investments**

The composition of the University’s endowment, life income and other investments at June 30 is summarized as follows:

	<b>2020</b>	<b>2019</b>	<b>2018</b>
		(in millions)	
Endowment investments	\$ 12,477	\$ 12,449	\$ 11,902
Life income investments	145	147	144
Noncurrent portion of insurance and benefits obligations investments	225	216	208
Other	21	22	51
	<u>\$ 12,868</u>	<u>\$ 12,834</u>	<u>\$ 12,305</u>

## UNIVERSITY OF MICHIGAN

### **Management's Discussion and Analysis (Unaudited)—Continued**

The University's endowment funds consist of both permanent endowments and funds functioning as endowment. Permanent endowments are those funds received from donors with the stipulation that the principal remain intact and be invested in perpetuity to produce income that is to be expended for the purposes specified by the donors. Funds functioning as endowment consist of restricted gifts or unrestricted funds that have been allocated by the University for long-term investment purposes, but are not limited by donor stipulations requiring the University to preserve principal in perpetuity. Programs supported by endowment funds include scholarships, fellowships, professorships, research efforts and other important programs and activities.

The University uses its endowment funds to support operations in a way that strikes a balance between generating a predictable stream of annual support for current needs and preserving the purchasing power of the endowment funds for future periods. A majority of the endowment is maintained in the University Endowment Fund, a unitized pool which represents a collection of approximately 12,000 separate (individual) funds, the majority of which are restricted for specific purposes. The University Endowment Fund is invested in the University's Long Term Portfolio, a single diversified investment pool.

The endowment spending rule provides for distributions from the University Endowment Fund to the entities that benefit from the endowment fund. The annual distribution rate is 4.5 percent of the one-quarter lagged seven year moving average fair value of University Endowment Fund shares. This spending rule is one element of an ongoing financial management strategy that has allowed the University to effectively weather the uncertainties of challenging economic environments.

To protect endowment principal in the event of a prolonged market downturn, distributions are limited to 5.3 percent of the current fair value of fund shares. Capital gains or income generated above the endowment spending rate are reinvested so that in lean times funds will be available for distribution. In addition, departments may also use withdrawals from funds functioning as endowment to support capital expenditures and operations.

Endowment spending rate distributions totaled \$391 million, \$368 million and \$346 million and withdrawals from funds functioning as endowment totaled \$15 million, \$48 million and \$33 million in 2020, 2019 and 2018, respectively. Total spending rate distributions combined with withdrawals from funds functioning as endowment averaged 4.4 percent, 4.6 percent and 4.4 percent of the current year average fair value of the University Endowment Fund for 2020, 2019 and 2018, respectively. Over the past ten years, total spending rate distributions combined with withdrawals from funds functioning as endowment averaged 4.8 percent.

## UNIVERSITY OF MICHIGAN

### **Management's Discussion and Analysis (Unaudited)—Continued**

The University participates in certain split-interest agreements and currently holds life income funds for beneficiaries of the pooled income fund, charitable remainder trusts and the gift annuity program. These funds generally pay lifetime income to beneficiaries, after which the principal is made available to the University in accordance with donor intentions.

#### **Capital and Debt Activities**

One of the critical factors in continuing the quality of the University's academic, research and clinical programs is the development and renewal of capital assets. The University continues to implement its long-range plan to maintain and modernize its existing infrastructure and strategically invest in new construction.

Capital asset additions totaled \$618 million in 2020 as compared to \$679 million in 2019. Capital asset additions primarily represent renovation and new construction of academic, research, clinical and athletic facilities, as well as significant investments in equipment, including information technology. Current year capital asset additions were primarily funded with net position and gifts designated for capital purposes of \$454 million, as well as debt proceeds of \$150 million and state capital appropriations of \$14 million.

Projects completed in 2020 include significant renovation of facilities for student life and services.

The Michigan Union, which originally opened in 1919 with building additions in the 1930s and 1950s, has undergone an extensive renovation of 250,000 square feet designed to improve accessibility throughout the building, create state-of-the-art student organization and student involvement space, improve space for counseling and student support services, and enhance meeting, lounge and study spaces. Deferred maintenance was also addressed during the renovation, including life safety, electrical, mechanical and plumbing system improvements, replacement of the roof, windows and elevators, and upgrades to interior finish and restrooms.

Renovation of the first floor of the Literature, Science and the Arts ("LSA") Building included the revitalization of 24,000 existing square feet as well as the addition of 21,000 square feet which will be used to house the LSA Internship Program and Opportunity Hub for students to explore the connection between their liberal arts education and their goals and aspirations. The light-filled space is designed to be open, welcoming, vibrant, student-focused and encourage interaction.

Construction in progress, which totaled \$636 million and \$413 million at June 30, 2020 and 2019, respectively, includes important projects for academic instruction and research as well as student life and services.

UNIVERSITY OF MICHIGAN

**Management's Discussion and Analysis (Unaudited)—Continued**

Construction of a new research and teaching facility for the College of Engineering's Robotics program continues. This state-of-the-art facility will include 140,000 square feet to house research and testing laboratories, associated support functions, offices and classroom space. The building will also accommodate space for its corporate partner, Ford Motor Company, which will establish collaborative research activities within the facility. The open plan design of the building allows for greater collaboration, increased flexibility and better space utilization. The facility will include labs for robot walking, flight testing, rehabilitation robotics, and electronics and software development. This project is scheduled to be completed in fall 2020.

The Edward Henry Kraus Building, which was originally completed in 1915, is undergoing an extensive renovation of 183,000 square feet as well as construction of an infill addition of 62,000 square feet within the exterior courtyard. This renovation and addition will enable the School of Kinesiology to consolidate its programs and operations into one location and allow for future growth. The Department of Ecology and Evolutionary Biology, and the Department of Molecular, Cellular and Developmental Biology that were previously located in the Kraus Building relocated to the Biological Sciences Building when it opened in 2018. This project is scheduled to be completed in fall 2020.

Laboratory renovations continue at two of the North Campus Research Complex buildings, covering 158,000 square feet to accommodate growth of the Medical School's wet laboratory research over the next decade. Construction of a 6,900 square foot infill addition will also improve connectivity between the buildings and throughout the complex. The project will also address deferred maintenance, including heating, ventilation, air conditioning, electrical and life safety system upgrades, and provide accessibility improvements and new finishes in public spaces. This project is scheduled to be completed in summer 2020.

Renovation and expansion of the Engineering Lab Building on the University's Dearborn campus also continues. The renovated building, which was originally constructed in 1959, will include teaching labs designed to facilitate entrepreneurial problem solving, encourage multidisciplinary cooperation in the context of 21st-century engineering instruction, and provide students with new collaboration and project spaces. The new facility is also designed to allow for research partnerships with industry as well as expanded K-12 and community outreach efforts, with a focus on women and minorities. When finished, the new facility will include 123,000 square feet of space to be used for classrooms, research and teaching laboratories, faculty offices and student support spaces. Regional boiler and electrical distribution equipment replacement are also included in this project, which is scheduled to be completed in fall 2020.

UNIVERSITY OF MICHIGAN

**Management’s Discussion and Analysis (Unaudited)—Continued**

Expansion of the William R. Murchie Science Building on the University’s Flint campus will address immediate space limitations, meet growing demand for instructional, research, and collaborative spaces for the science, technology, engineering and math disciplines, and create engineering-specific instructional and research laboratories. The project will add 61,000 square feet and a third wing to the current Murchie building structure. This project is scheduled to be completed in fall 2020.

The University is aware of its financial stewardship responsibility and works diligently to manage its financial resources effectively, including the prudent use of debt to finance capital projects. A strong debt rating is an important indicator of the University’s success in this area. In 2020, S&P Global affirmed its highest credit rating (AAA) for bonds backed by a broad revenue pledge based on the University’s robust enrollment and demand, exceptional student quality, retention and graduation rates, strong reputation of the University’s health system, excellent balance sheet, exceptional research presence and manageable debt burden. Moody’s also affirmed its highest credit rating (Aaa) based on the University’s diversified student demand, sustained philanthropic support, expansive research enterprise, high brand value and reputation of the University’s health system, and well-established strategic and budgetary framework.

Long-term debt activity for the years ended June 30 is summarized as follows:

		<b>2020</b>			
		Beginning Balance	Additions	Reductions	Ending Balance
		(in millions)			
Commercial paper Bonds	\$ 145		\$ 10		\$ 135
	2,330	\$ 1,026	115		3,241
	<b>\$ 2,475</b>	<b>\$ 1,026</b>	<b>\$ 125</b>		<b>\$ 3,376</b>
		<b>2019</b>			
		Beginning Balance	Additions	Reductions	Ending Balance
		(in millions)			
Commercial paper Bonds	\$ 158		\$ 13		\$ 145
	2,236	\$ 260	166		2,330
	<b>\$ 2,394</b>	<b>\$ 260</b>	<b>\$ 179</b>		<b>\$ 2,475</b>

The University utilizes commercial paper, backed by a general revenue pledge, to provide interim financing for its capital improvement program. Outstanding commercial paper is converted to long-term debt financing as appropriate, within the normal course of business. Outstanding bonds are also supported by the University’s general revenue pledge.

UNIVERSITY OF MICHIGAN

**Management’s Discussion and Analysis (Unaudited)—Continued**

During 2020, the University issued \$988 million of general revenue bonds with a net original issue premium of \$38 million, which included \$138 million of fixed rate, tax-exempt bonds, and \$850 million of fixed rate, taxable bonds. Total bond proceeds of \$1,026 million were utilized to refund existing bonds of \$26 million and provide \$150 million for capital projects, \$848 million for capital projects, refunding of debt and general purposes, and \$2 million for debt issuance costs.

During 2019, the University issued \$227 million of general revenue bonds with a net original issue premium of \$33 million, which included \$210 million of fixed rate, tax-exempt bonds, and \$17 million of fixed rate, taxable bonds. Total bond proceeds of \$260 million were utilized to refund existing bonds of \$84 million and provide \$176 million for capital projects and debt issuance costs.

The composition of the University’s debt at June 30 is summarized as follows:

	<b>2020</b>	<b>2019</b>	<b>2018</b>
	(in millions)		
Variable rate:			
Commercial paper	\$ 135	\$ 145	\$ 158
Bonds	551	566	580
Fixed rate bonds	2,690	1,764	1,656
	<b>\$ 3,376</b>	<b>\$ 2,475</b>	<b>\$ 2,394</b>

A significant portion of the University’s variable rate bonds are subject to remarketing and, in accordance with GASB requirements, such debt is classified as current unless supported by liquidity arrangements such as lines of credit or standby bond purchase agreements, which could refinance the debt on a long-term basis. In the event that variable rate bonds are put back to the University by the debt holder, management believes that the University’s strong credit rating will ensure that the bonds will be remarketed within a reasonable period of time. In addition, the University utilizes remarketing agents to achieve a wide distribution of its variable rate bonds.

While fixed rate bonds typically have a higher effective rate of interest at the date of issuance as compared to variable rate bonds, they reduce the volatility of required debt service payments and do not require liquidity support, such as lines of credit, standby bond purchase agreements or internal liquidity.

Effective interest rates averaged 2.9 percent and 3.0 percent in 2020 and 2019, respectively, including the federal subsidies for interest on taxable Build America Bonds. Interest expense net of federal subsidies received for interest on taxable Build America Bonds totaled \$80 million and \$74 million in 2020 and 2019, respectively.

UNIVERSITY OF MICHIGAN

**Management's Discussion and Analysis (Unaudited)—Continued**

**Obligations for Postemployment Benefits**

Using current actuarial assumptions, and presuming a continuation of the current level of benefits, the University's obligations for postemployment benefits totaled \$3.5 billion at June 30, 2020, as compared to \$3.1 billion and \$3.3 billion at June 30, 2019 and 2018, respectively. The increase in the reported liability at June 30, 2020 was driven primarily by a decrease in the discount rate and mortality and longevity improvements, offset by a reduction in expected health care claims cost due to favorable experience. The decrease in the reported liability at June 30, 2019 was driven primarily by an increase in the discount rate and a reduction in the expected health care claims cost due to favorable experience. Since a portion of retiree medical services will be provided by the University's health system, this liability is net of the related margin and fixed costs associated with providing those services which totaled \$629 million, \$580 million and \$611 million at June 30, 2020, 2019 and 2018, respectively.

By implementing a series of health benefit initiatives over the past several years, the University has favorably impacted its total liability for postemployment benefits by \$1.5 billion at June 30, 2020. These initiatives have included cost sharing changes, elimination of Medicare Part B reimbursements for certain retirees and the adjustment of retirement eligibility criteria.



UNIVERSITY OF MICHIGAN

**Management’s Discussion and Analysis (Unaudited)—Continued**

**Net Position**

Net position represents the residual interest in the University’s assets and deferred outflows after liabilities and deferred inflows are deducted. The composition of the University’s net position at June 30 is summarized as follows:

	2020	2019 (in millions)	2018
Net investment in capital assets	\$ 3,767	\$ 3,743	\$ 3,722
Restricted:			
Nonexpendable:			
Permanent endowment corpus	2,483	2,329	2,146
Expendable:			
Net appreciation of permanent endowments	2,055	2,144	2,068
Funds functioning as endowment	2,260	2,382	2,308
Restricted for operations and other	852	686	632
Unrestricted	3,110	3,520	3,405
	<u>\$ 14,527</u>	<u>\$ 14,804</u>	<u>\$ 14,281</u>

Net investment in capital assets represents the University’s capital assets net of accumulated depreciation, outstanding principal balances of debt and capital lease liabilities, unexpended bond proceeds and deferred outflows associated with the acquisition, construction or improvement of those assets.

Restricted nonexpendable net position represents the historical value (corpus) of gifts to the University’s permanent endowment funds. Restricted expendable net position is subject to externally imposed stipulations governing their use and includes net appreciation of permanent endowments, funds functioning as endowment and net position restricted for operations, facilities and student loan programs. Restricted expendable net position decreased 1 percent, or \$45 million, to \$5.2 billion at June 30, 2020, as compared to an increase of 4 percent, or \$204 million, to \$5.2 billion at June 30, 2019. The decrease experienced during 2020 was driven primarily by spending rate distributions offset by investment income and new gift activity.

Although unrestricted net position is not subject to externally imposed stipulations, substantially all of the University’s unrestricted net position has been designated for various academic programs, research initiatives and capital projects. Unrestricted net position at June 30, 2020 totaled \$3.1 billion and included funds functioning as endowment of \$5.5 billion offset by unfunded obligations for postemployment benefits of \$3.4 billion. Unrestricted net position at June 30, 2019 totaled \$3.5 billion and included funds functioning as endowment of \$5.4 billion offset by unfunded obligations for postemployment benefits of \$3.2 billion. Unrestricted net position also includes other net resources which totaled \$1.0 billion and \$1.3 billion at June 30, 2020 and 2019, respectively.

UNIVERSITY OF MICHIGAN

Management's Discussion and Analysis (Unaudited)—Continued

Statement of Revenues, Expenses and Changes in Net Position

The statement of revenues, expenses and changes in net position presents the University's results of operations. In accordance with GASB reporting principles, revenues and expenses are classified as either operating or nonoperating. The University's revenues, expenses and changes in net position for the years ended June 30 are summarized as follows:

	2020	2019	2018
	(in millions)		
Operating revenues:			
Net student tuition and fees	\$ 1,455.6	\$ 1,366.5	\$ 1,310.9
Sponsored programs	1,259.9	1,266.4	1,229.4
Patient care revenues, net	4,767.9	4,845.1	4,438.7
Other	472.2	511.9	487.9
	7,955.6	7,989.9	7,466.9
Operating expenses	9,364.3	9,025.0	8,559.4
Operating loss	(1,408.7)	(1,035.1)	(1,092.5)
Nonoperating and other revenues (expenses):			
State educational appropriations	331.3	370.4	363.1
Federal Pell grants	53.5	51.2	49.2
Federal economic relief funds	143.8		
Private gifts for operating activities	178.8	177.8	196.6
Net investment income	322.6	810.0	1,261.4
Interest expense	(86.0)	(81.4)	(72.9)
Federal subsidies for interest on Build America Bonds	5.6	7.0	7.4
State capital appropriations	13.9		5.0
Endowment and capital gifts and grants	167.6	206.1	209.2
Other	0.7	16.9	(6.1)
Nonoperating and other revenues, net	1,131.8	1,558.0	2,012.9
(Decrease) increase in net position	(276.9)	522.9	920.4
Net position, beginning of year	14,803.9	14,281.0	13,360.6
Net position, end of year	\$ 14,527.0	\$ 14,803.9	\$ 14,281.0

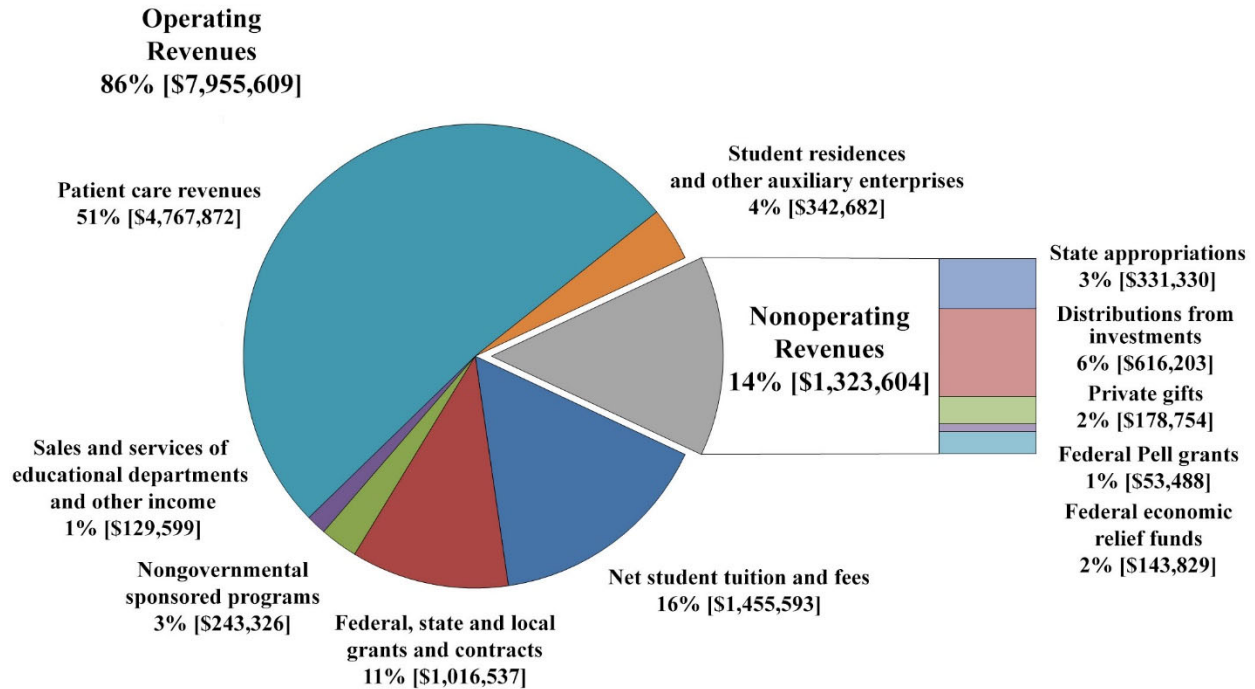
UNIVERSITY OF MICHIGAN

Management’s Discussion and Analysis (Unaudited)—Continued

One of the University’s greatest strengths is the diverse streams of revenue that supplement its student tuition and fees, including private support from individuals, foundations and corporations, along with government and other sponsored programs, state appropriations and investment income. The University continues to aggressively seek funding from all possible sources consistent with its mission in order to supplement student tuition and prudently manage the financial resources realized from these efforts to fund its operating activities, which include instruction, patient care and research.

The following is a graphic illustration of revenues by source, both operating and nonoperating, which are used to fund the University’s operating activities for the year ended June 30, 2020 (amounts are presented in thousands of dollars). Certain recurring sources of the University’s revenues are considered nonoperating, as defined by GASB, such as state appropriations, distributions from investments, private gifts and federal Pell grants.

2020 Revenues for Operating Activities

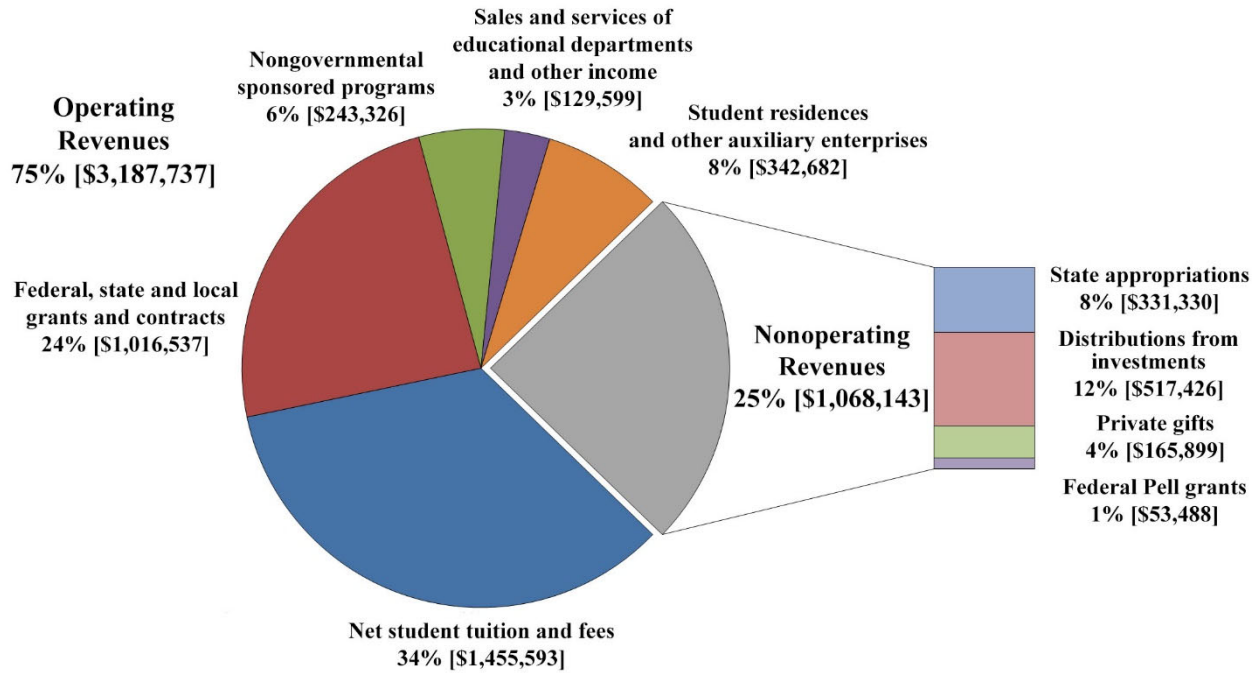


UNIVERSITY OF MICHIGAN

Management’s Discussion and Analysis (Unaudited)—Continued

The University measures its performance both for the University as a whole and for the University without its health system and other clinical activities. The exclusion of these activities allows a clearer view of the operations of the schools and colleges, as well as central administration. The following is a graphic illustration of University revenues by source, both operating and nonoperating, which are used to fund operating activities other than the health system and other clinical activities, for the year ended June 30, 2020 (amounts are presented in thousands of dollars).

**2020 Revenues for Operating Activities  
Excluding Revenues from the Health System and Other Clinical Activities**



Tuition and state appropriations are the primary sources of funding for the University’s academic programs. There is a relationship between the growth or reduction in state support and the University’s ability to restrain tuition fee increases. Together, net student tuition and fees and state educational appropriations increased 3 percent, or \$50 million, to \$1.8 billion in 2020, as compared to 4 percent, or \$63 million, to \$1.7 billion in 2019.

UNIVERSITY OF MICHIGAN

**Management’s Discussion and Analysis (Unaudited)—Continued**

In 2020, the University’s state educational appropriations decreased 11 percent, or \$39 million, to \$331 million, primarily as a result of the establishment of an allowance against the University’s outstanding state educational appropriations receivable due to uncertainties associated with the COVID-19 pandemic. In 2019, the University’s state educational appropriations increased 2 percent, or \$7 million, to \$370 million.

For the years ended June 30, net student tuition and fees revenue consisted of the following components:

	<b>2020</b>	<b>2019</b>	<b>2018</b>
	(in millions)		
Student tuition and fees	\$ 1,944.2	\$ 1,812.5	\$ 1,726.0
Less scholarship allowances	488.6	446.0	415.1
	<b>\$ 1,455.6</b>	<b>\$ 1,366.5</b>	<b>\$ 1,310.9</b>

In 2020, net student tuition and fees revenue increased 7 percent, or \$89 million, to \$1.5 billion, which reflects an increase of 7 percent, or \$132 million, in gross student tuition and fees revenue offset by an increase of 10 percent, or \$43 million, in scholarship allowances. Tuition rate increases in 2020 were 1.9 percent for resident undergraduate students, 3.7 percent for nonresident undergraduate students and 3.2 percent for most graduate students on the Ann Arbor campus, with a 3.2 and 5.0 percent tuition rate increase for most resident undergraduate students on the Dearborn and Flint campuses, respectively. During 2020, the University experienced moderate growth in the number of students, as well as a shift in mix from resident to nonresident students.

In 2019, net student tuition and fees revenue increased 4 percent, or \$56 million, to \$1.4 billion, which reflects an increase of 5 percent, or \$87 million, in gross student tuition and fees revenue offset by an increase of 7 percent, or \$31 million, in scholarship allowances. Tuition rate increases in 2019 were 2.9 percent for resident undergraduate students, 3.9 percent for nonresident undergraduate students and 3.3 percent for most graduate students on the Ann Arbor campus, with a 3.7 and 4.3 percent tuition rate increase for most resident undergraduate students on the Dearborn and Flint campuses, respectively. During 2019, the University experienced moderate growth in the number of students, as well as a shift in mix from resident to nonresident students.

The University’s tuition rate increases have consistently been among the lowest in the state, even in years of significant reductions in state appropriations, which reflects a commitment to affordable higher education for Michigan families. In addition, the University has increased scholarship and fellowship expenses and related allowances to benefit students in financial need. The University’s long-term plan includes an ongoing commitment to cost containment and reallocating resources to the highest priorities to provide support for innovative new initiatives to maintain academic excellence and help students keep pace with the evolving needs of society.

UNIVERSITY OF MICHIGAN

**Management’s Discussion and Analysis (Unaudited)—Continued**

While tuition and state appropriations fund a large percentage of University costs, private support is also essential to the University’s academic distinction. Private gifts for other than capital and endowment purposes totaled \$179 million in 2020, as compared to \$178 million in 2019 and \$197 million in 2018.

The University receives revenues for sponsored programs from various government agencies and private sources, which normally provide for both direct and indirect costs to perform these sponsored activities, with a significant portion related to federal research. Revenues for sponsored programs remained stable at \$1.3 billion in 2020, as compared to an increase of 3 percent, or \$37 million, to \$1.3 billion in 2019. The rate of increase in 2020 was primarily impacted by the temporary suspension of nonessential laboratory research in response to the COVID-19 pandemic. The increase in 2019 was driven primarily by an increase in federally sponsored activity.

Patient care revenues are principally generated within the University’s hospitals and ambulatory care facilities. Patient care revenues decreased 2 percent, or \$77 million, to \$4.8 billion in 2020, due primarily to a decrease in patient volume resulting from a temporary reduction in operations in response to the COVID-19 pandemic. Patient care revenues increased 9 percent, or \$406 million, to \$4.8 billion in 2019, resulting from growth in patient volume as well as an increase in revenue per patient case.

For the years ended June 30, patient care revenues by source are summarized as follows:

	<b>2020</b>	<b>2019</b>	<b>2018</b>
	(in millions)		
University of Michigan Health System	\$ 4,152.6	\$ 4,212.4	\$ 3,890.0
UM Health	464.3	472.5	433.9
Michigan Health Corporation	36.4	39.1	17.9
Other	114.6	121.1	96.9
	<u>\$ 4,767.9</u>	<u>\$ 4,845.1</u>	<u>\$ 4,438.7</u>

The largest component of patient care revenues is generated by UMHS, a national leader in advanced patient care and comprehensive education of physicians and medical scientists. UMHS serves as the principal teaching facility for the University’s Medical School and operates three hospitals with 1,043 licensed beds for acute care and psychiatric needs, as well as numerous ambulatory care centers, outpatient clinics and various other health care programs across the state. Substantially all physician services to UMHS patients are provided by the University’s Medical School faculty. UMHS also provides educational and clinical opportunities to students of the University’s Schools of Nursing, Dentistry, Social Work and Public Health, as well as the College of Pharmacy.

UNIVERSITY OF MICHIGAN

**Management’s Discussion and Analysis (Unaudited)—Continued**

UM Health patient care revenues currently represent Metro Health, a community health care provider in west Michigan, which operates a hospital with 208 licensed beds for acute care, as well as neighborhood outpatient clinics and a growing network of specialty services. The University’s affiliation with Metro Health positions UM Health to expand research capabilities, primary care, specialty services and the use of complex medical technologies.

Michigan Health Corporation generates revenue through its various joint venture and managed care initiatives, which provide services to patients including dialysis and other health services.

Other patient care revenues include amounts received from governmental and commercial payers associated with initiatives designed to improve accessibility and quality of care for patients, services provided by physicians working at facilities outside of the University and ambulatory care services provided by University Health Service, the School of Dentistry and the School of Nursing.

Contractual arrangements with governmental payers (Medicare and Medicaid) and private insurers impact patient care revenues. The distribution of net patient care service revenue by primary payer source for the years ended June 30 is summarized as follows:

	<b>2020</b>	<b>2019</b>	<b>2018</b>
Medicare	27%	26%	26%
Medicaid	11%	12%	12%
Blue Cross	39%	38%	38%
Other	23%	24%	24%

Federal economic relief funds represent funding received from the federal government as a result of the Coronavirus Aid, Relief and Economic Security (“CARES”) Act . The CARES Act was signed into law in March 2020 in order to provide economic assistance for businesses and individuals that have been negatively impacted by the COVID-19 pandemic. During 2020, the University recognized revenue of \$135 million associated with the Provider Relief Fund distributed by the Department of Health and Human Services, and \$9 million associated with the Higher Education Emergency Relief Fund distributed by the Department of Education.

Net investment income totaled \$323 million in 2020 as compared to \$810 million in 2019 and \$1.3 billion in 2018. The investment environment in 2020 proved to be challenging with a significant amount of volatility experienced in the third and fourth quarters due to the impact of the COVID-19 pandemic. During 2020, the alternative asset class had the strongest performance and returned 6 percent for the year. The venture capital and private equity assets led the

UNIVERSITY OF MICHIGAN

**Management’s Discussion and Analysis (Unaudited)—Continued**

alternative asset class with returns of 19 percent and 11 percent, respectively. In 2019, the alternative asset class performance was relatively strong returning 11 percent, with leaders in this class including venture capital and private equity, which returned 24 percent and 10 percent, respectively. This compares to 2018 when the U.S. public equity markets were strong, as were alternative asset classes such as private equity and venture capital which both returned 20 percent.

State capital appropriations help the University improve its academic buildings. Recent capital outlays have supported renovations of the George Granger Brown Memorial Laboratories on the Ann Arbor campus, the Engineering Lab Building on the Dearborn campus and the William R. Murchie Science Building on the Flint campus.

Gifts and grants for endowment and capital purposes continue to be a significant part of sustaining the University’s excellence. Private gifts for permanent endowment purposes totaled \$149 million in 2020, as compared to \$176 million and \$169 million in 2019 and 2018, respectively. Capital gifts and grants totaled \$19 million in 2020, as compared to \$30 million and \$40 million in 2019 and 2018, respectively. In recent years, major gifts have been received in support of the University’s wide-ranging capital initiatives which include the health system, Ross School of Business, College of Engineering and Intercollegiate Athletics.

In addition to revenue diversification, the University continues to make cost containment an ongoing priority. This is necessary as the University faces significant financial pressures, particularly in the areas of compensation and benefits, which represent 64 percent of total expenses, as well as in the areas of energy, technology and ongoing maintenance of facilities and infrastructure.

The University’s expenses for the years ended June 30 are summarized as follows (amounts in millions):

	2020		2019		2018	
Operating:						
Compensation and benefits	\$ 6,049.9	64%	\$ 5,769.0	63%	\$ 5,431.4	63%
Supplies and services	2,574.6	27	2,523.8	28	2,402.6	27
Depreciation	566.7	6	567.8	6	568.7	7
Scholarships and fellowships	173.1	2	164.4	2	156.7	2
	9,364.3	99	9,025.0	99	8,559.4	99
Nonoperating:						
Interest, net	80.4	1	74.4	1	65.5	1
	<b>\$ 9,444.7</b>	<b>100%</b>	<b>\$ 9,099.4</b>	<b>100%</b>	<b>\$ 8,624.9</b>	<b>100%</b>



## UNIVERSITY OF MICHIGAN

### **Management's Discussion and Analysis (Unaudited)—Continued**

The University is committed to recruiting and retaining outstanding faculty and staff and the compensation package is one way to successfully compete with peer institutions and nonacademic employers. Compensation and benefits increased 5 percent, or \$281 million, to \$6.0 billion in 2020 as compared to 6 percent, or \$338 million, to \$5.8 billion in 2019. Of the 2020 increase, compensation increased 5 percent, or \$212 million, to \$4.6 billion, driven primarily by increases in staffing levels resulting from an increase in patient activity volumes within the University's health system prior to the onset of the COVID-19 pandemic, and employee benefits increased 5 percent, or \$69 million, to \$1.4 billion, resulting from an increase in prescription drug costs as well as activity associated with the University's postemployment benefits obligations. For 2019, compensation increased 6 percent, to \$4.4 billion, and benefits increased 6 percent, to \$1.4 billion.

The University faces external and industry realities that put significant pressure on its ability to reduce compensation costs while remaining competitive. To help address this risk, the University continues to review components of its existing benefits program to find opportunities for potential savings without compromising the ability to offer competitive benefits to all faculty and staff.

Health care benefits are one of the most significant employee benefits. Over the past several years, the University has implemented initiatives to better control its rate of cost increase, encourage employees to choose the lowest cost health care plan that meets their needs and share a larger portion of health care cost increases with employees. These initiatives reflect the reality of the national landscape, while remaining true to the commitment we make to our employees for a robust benefits package. Careful stewardship of our health benefit plans, including the use of wellness initiatives, helps maintain our competitive position while preserving funding for the University's core mission.

During 2013, the University began to implement changes to eligibility requirements and the University contribution to retiree health benefits that were announced in 2011. These changes were recommended by a committee that evaluated ways to maintain competitive retiree health benefits while helping address the acceleration of future costs, and are being phased in over eight years in order to assist current employees with the transition.

Compared to most employers, the University is in a unique position to utilize internal experts to advise and guide its health care and drug plans. For example, the Pharmacy Benefits Advisory Committee, which consists of internal experts including health system physicians, College of Pharmacy faculty and on-staff pharmacists, monitors the safety and effectiveness of covered medications and guides appropriate prescribing, dispensing and cost effective use of prescription drugs. In addition, the University utilizes its nationally recognized health policy experts to guide future health plan strategies.

UNIVERSITY OF MICHIGAN

**Management’s Discussion and Analysis (Unaudited)—Continued**

Supplies and services expenses increased 2 percent, or \$51 million, to \$2.6 billion in 2020 as compared to an increase of 5 percent, or \$121 million, to \$2.5 billion in 2019. These increases reflect the growth in patient care related expenses including higher costs of prescription drugs and infusion treatments, as well as costs associated with significant capital projects.

Depreciation expense decreased less than 1 percent, or \$1 million, to \$567 million in 2020, as compared to a decrease of less than 1 percent, or \$850,000, to \$568 million in 2019. Capital assets placed in service during 2020 include the Michigan Union renovation and the LSA Building first floor renovation. Capital assets placed in service during 2019 include the Brighton Center for Specialty Care, North Campus Recreation Building renovation and the William Monroe Trotter Multicultural Center.

In addition to their natural (object) classification, it is also informative to review operating expenses by function. The University’s expenses by functional classification for the years ended June 30 are summarized as follows (amounts in millions):

	2020		2019		2018	
Operating:						
Instruction	\$ 1,204.8	13%	\$ 1,195.2	13%	\$ 1,153.2	13%
Research	862.8	9	857.6	10	823.6	10
Public service	206.4	2	208.7	2	211.5	2
Institutional and academic support	779.9	8	767.0	8	681.0	8
Operations and maintenance of plant	324.1	3	351.6	4	350.9	4
Auxiliary enterprises:						
Patient care	4,975.4	53	4,661.5	51	4,349.2	50
Other	271.1	3	251.2	3	264.6	3
Depreciation	566.7	6	567.8	6	568.7	7
Scholarships and fellowships	173.1	2	164.4	2	156.7	2
	9,364.3	99	9,025.0	99	8,559.4	99
Nonoperating:						
Interest, net	80.4	1	74.4	1	65.5	1
	<u>\$ 9,444.7</u>	<u>100%</u>	<u>\$ 9,099.4</u>	<u>100%</u>	<u>\$ 8,624.9</u>	<u>100%</u>

Instruction expenses increased less than 1 percent, or \$10 million, in 2020, and 4 percent, or \$42 million, in 2019. This increase reflects the level of growth in the related revenue sources offset by cost containment efforts.

UNIVERSITY OF MICHIGAN

**Management’s Discussion and Analysis (Unaudited)—Continued**

Research expenses increased less than 1 percent, or \$5 million, in 2020, as compared to an increase of 4 percent, or \$34 million, in 2019. The relative stability in 2020, despite the challenges associated with the temporary suspension of nonessential laboratory research in response to the COVID-19 pandemic, reflects the strength of the University’s overall research enterprise. To measure its total volume of research expenditures, the University considers research expenses included in the above table, as well as research related facilities and administrative expenses, research initiative and start-up expenses and research equipment purchases. These amounts totaled \$1.62 billion in both 2020 and 2019, and \$1.55 billion in 2018.

Patient care expenses increased 7 percent, or \$314 million, in 2020, and 7 percent, or \$312 million, in 2019, and reflect the impact of additional patient activity and capacity expansion. Increased compensation expense related to patient care includes both growth in staff levels and wage increases. Increased medical supplies expense results from higher patient activity levels and the rising cost of pharmaceuticals. During 2020, the increase in medical supplies expense also included the additional cost of personal protective equipment acquired in response to the COVID-19 pandemic.

Scholarships and fellowships provided to students totaled \$685 million in 2020, as compared to \$635 million in 2019 and \$596 million in 2018, an increase of 15 percent over the past two years. Tuition, housing and fees revenues are reported net of aid applied to students’ accounts, while amounts paid directly to students are reported as scholarships and fellowships expense. Scholarships and fellowships for the years ended June 30 are summarized as follows:

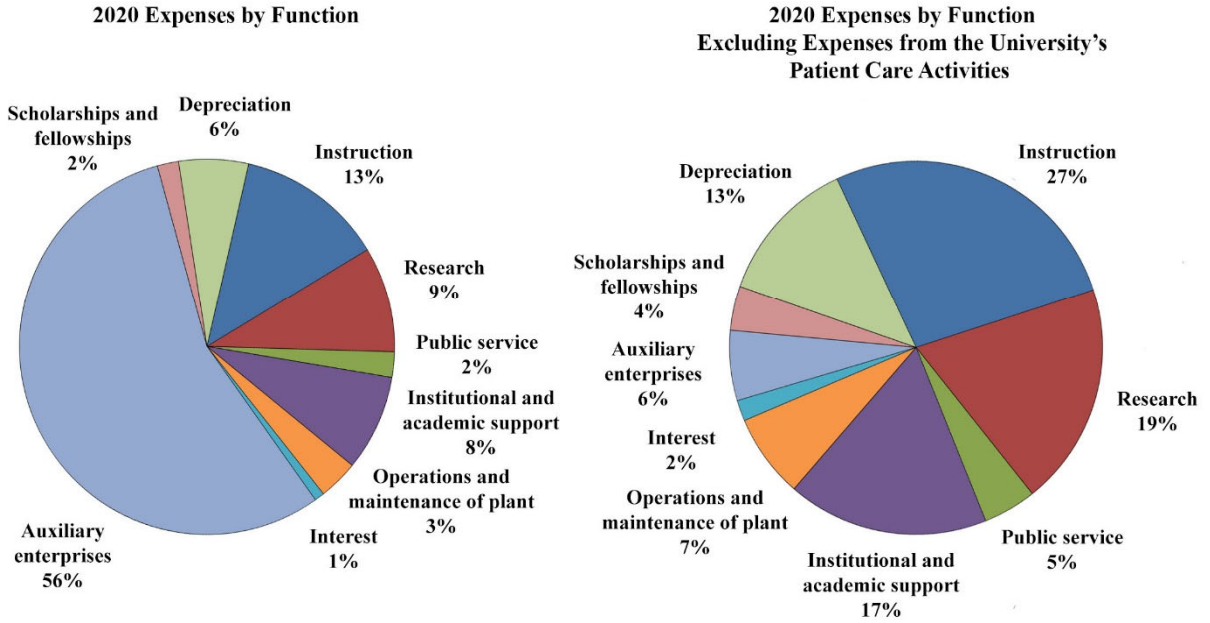
	<b>2020</b>	<b>2019</b>	<b>2018</b>
	(in millions)		
Paid directly to students	\$ 173.1	\$ 164.4	\$ 156.7
Applied to tuition and fees	488.6	446.0	415.1
Applied to University Housing	23.1	24.2	23.8
	<u>\$ 684.8</u>	<u>\$ 634.6</u>	<u>\$ 595.6</u>

During 2020, scholarships and fellowships expense included \$8 million in emergency financial aid grants distributed directly to students in accordance with the terms of the Higher Education Emergency Relief Fund.

UNIVERSITY OF MICHIGAN

Management’s Discussion and Analysis (Unaudited)—Continued

The following graphic illustrations present total expenses by function, with and without the University’s health system and other patient care activities:



UNIVERSITY OF MICHIGAN

**Management’s Discussion and Analysis (Unaudited)—Continued**

**Statement of Cash Flows**

The statement of cash flows provides additional information about the University’s financial results by reporting the major sources and uses of cash. The University’s cash flows for the years ended June 30 are summarized as follows:

	2020	2019	2018
	(in millions)		
Cash received from operations	\$ 8,345.6	\$ 7,965.9	\$ 7,505.7
Cash expended for operations	(8,440.6)	(8,283.8)	(7,916.8)
Net cash used in operating activities	(95.0)	(317.9)	(411.1)
Net cash provided by noncapital financing activities	1,705.4	767.7	732.7
Net cash used in capital and related financing activities	(602.3)	(597.2)	(592.6)
Net cash (used in) provided by investing activities	(130.0)	411.3	299.3
Net increase in cash and cash equivalents	878.1	263.9	28.3
Cash and cash equivalents, beginning of year	397.3	133.4	105.1
Cash and cash equivalents, end of year	\$ 1,275.4	\$ 397.3	\$ 133.4

Cash received from operations primarily consists of student tuition, sponsored program grants and contracts, and patient care revenues. Significant sources of cash provided by noncapital financing activities, as defined by GASB, include state appropriations, federal Pell grants and private gifts used to fund operating activities.

**Economic Factors That May Affect the Future**

The University maintains the highest credit ratings of S&P Global (AAA) and Moody’s (Aaa). Achieving and maintaining the highest credit ratings provides the University with significant flexibility in securing capital funds on the most competitive terms. This flexibility, along with ongoing efforts toward revenue diversification and cost containment, will enable the University to provide the necessary resources to support a consistent level of excellence in service to students, patients, the research community, the state and the nation.

## UNIVERSITY OF MICHIGAN

### **Management's Discussion and Analysis (Unaudited)—Continued**

A crucial element to the University's future continues to be a strong relationship with the state of Michigan. Historically, there has been a connection between the growth, or reduction, of state support and the University's ability to control tuition increases. Over the past several years, the University has successfully addressed the realities of the state's challenging economy and, pursuant to a long-range plan, continues to work relentlessly to cut and mitigate operational costs in order to remain affordable and preserve access, while protecting the academic enterprise.

The on-going impact of the COVID-19 pandemic is expected to result in a significant reduction to the state's revenues, which provide the foundation for the University's annual appropriations. Although the State has worked to identify and initiate various cost saving measures in response to this decline in revenue, the University's budget for 2021 reflects the impact of these economic challenges at the state and local level, and therefore anticipates no change in the level of base state educational appropriations as compared to the prior year. The 2021 budget also anticipates a 1.9 percent tuition rate increase for Ann Arbor campus resident undergraduates and a 5.6 percent increase in centrally awarded financial aid. Nonresident undergraduate tuition rates will increase 1.9 percent, while most graduate and professional rates will increase 1.9 percent. Resident undergraduate tuition rates on the Dearborn and Flint campuses will increase 1.9 percent and 3.9 percent, respectively.

The University continues to execute its long-range plan to maintain, modernize and expand its complement of older facilities while adding key new facilities for instruction, research, patient care, athletics and residential life. This strategy addresses the University's growth and the continuing effects of technology on teaching, research and clinical activities. Authorized costs to complete construction and other projects totaled \$1,502 million at June 30, 2020. Funding for these projects is anticipated to include \$1,301 million from internal sources, gifts, grants and proceeds from borrowings, \$75 million from the State Building Authority and \$126 million from the utilization of unexpended bond proceeds.

The University's health system continues its strategy to expand access to patients, locally and on a statewide basis. In addition to strategic capital and technological investments, the University's health system is also focusing on clinical affiliation arrangements and population management programs designed to expand community access and improve patient, family and provider experiences across the continuum of care. The affiliation arrangements are also expected to enhance clinical research, physician recruitment and support services.

## UNIVERSITY OF MICHIGAN

### **Management's Discussion and Analysis (Unaudited)—Continued**

While the University's health system is well positioned to maintain its strong financial condition in the near term, ongoing constraints on revenue are expected due to fiscal pressures from employers and federal and state governments. Lawmakers continue to discuss Medicare and Medicaid changes which may target graduate medical education-related payments and could result in a significant impact on teaching hospitals. In addition, private insurance and managed care contracts historically provide for annual increases in reimbursement rates that met or exceeded the rate of inflation; however, there can be no assurance that such trends will continue. Management believes that much of the payment pressure can be offset by growth in patient volume and continued efforts to contain certain costs.

The University will continue to employ its long-term investment strategy to maximize total returns, at an appropriate level of risk, while utilizing a spending rate policy to preserve endowment capital and insulate the University's operations from temporary market volatility.

As a labor-intensive organization, the University faces competitive pressures related to attracting and retaining faculty and staff. Moreover, consistent with the national landscape, the University also faces rising costs of health benefits for its employees and retirees. The University has successfully taken and will continue to take proactive steps to respond to these challenges while protecting the quality of the overall benefits package.

A portion of the University's labor force is unionized, with negotiated labor agreements defining terms and conditions of employment. Changes in relations with unions and represented employees, including the negotiation of new agreements, could have a material effect on the University.

The COVID-19 pandemic and related actions taken by federal and state governments in response may materially impact the University's financial position and its results of operations, including those related to instruction, research, patient care and other auxiliary activities. While the University continues to design and execute plans to mitigate these risks, the extent of the impact to the University will depend on future developments beyond its control, including the overall duration and spread of the outbreak, and cannot be fully determined at this time.

While it is not possible to predict the ultimate results, management believes that the University's financial position will remain strong.

UNIVERSITY OF MICHIGAN

Consolidated Statement of Net Position

	June 30,	
	2020	2019
	(in thousands)	
<b>Assets and Deferred Outflows</b>		
Current Assets:		
Cash and cash equivalents	\$ 1,275,401	\$ 397,279
Investments for operating activities	1,569,611	882,303
Investments for capital activities	301,721	594,681
Investments for student loan activities	69,866	74,365
Accounts receivable, net	583,857	714,621
Current portion of notes and pledges receivable, net	98,723	80,035
Current portion of prepaid expenses and other assets	151,859	158,320
Cash collateral held by agent	8,728	29,485
Total Current Assets	4,059,766	2,931,089
Noncurrent Assets:		
Unexpended bond proceeds	125,905	90,813
Endowment, life income and other investments	12,867,857	12,834,065
Notes and pledges receivable, net	275,714	301,427
Prepaid expenses and other assets	116,184	107,303
Capital assets, net	6,273,008	6,226,969
Total Noncurrent Assets	19,658,668	19,560,577
Total Assets	23,718,434	22,491,666
Deferred Outflows	514,092	371,574
<b>Total Assets and Deferred Outflows</b>	\$ 24,232,526	\$ 22,863,240
<b>Liabilities, Deferred Inflows and Net Position</b>		
Current Liabilities:		
Accounts payable	\$ 333,934	\$ 293,728
Accrued compensation and other	544,352	508,597
Unearned revenue	586,252	312,092
Current portion of insurance and benefits reserves	144,827	104,235
Current portion of obligations for postemployment benefits	92,684	87,712
Commercial paper and current portion of bonds payable	215,658	232,095
Long-term bonds payable subject to remarketing, net	441,450	133,616
Collateral held for securities lending	8,728	29,485
Deposits of affiliates and others	56,111	52,296
Total Current Liabilities	2,423,996	1,753,856
Noncurrent Liabilities:		
Accrued compensation	88,952	34,126
Insurance and benefits reserves	158,604	127,677
Obligations for defined benefit pension plan, net	(1,247)	(2,918)
Obligations for postemployment benefits	3,384,804	3,026,343
Obligations under life income agreements	71,556	74,516
Government loan advances	64,989	83,542
Bonds payable	2,719,063	2,109,317
Deposits of affiliates and other	323,968	332,850
Total Noncurrent Liabilities	6,810,689	5,785,453
Total Liabilities	9,234,685	7,539,309
Deferred Inflows	470,841	520,023
Net Position:		
Net investment in capital assets	3,767,199	3,742,630
Restricted:		
Nonexpendable	2,483,225	2,328,667
Expendable	5,166,803	5,212,557
Unrestricted	3,109,773	3,520,054
Total Net Position	14,527,000	14,803,908
<b>Total Liabilities, Deferred Inflows and Net Position</b>	\$ 24,232,526	\$ 22,863,240

The accompanying notes are an integral part of the consolidated financial statements.



UNIVERSITY OF MICHIGAN

**Consolidated Statement of Revenues, Expenses  
and Changes in Net Position**

	Year Ended June 30,	
	2020	2019
	(in thousands)	
<b>Operating Revenues</b>		
Student tuition and fees	\$ 1,944,169	\$ 1,812,466
Less scholarship allowances	488,576	445,994
Net student tuition and fees	1,455,593	1,366,472
Federal grants and contracts	1,005,408	1,006,368
State and local grants and contracts	11,129	13,955
Nongovernmental sponsored programs	243,326	246,054
Sales and services of educational departments	127,353	145,070
Auxiliary enterprises:		
Patient care revenues (net of provision for bad debts of (\$119,101 in 2020 and \$137,660 in 2019))	4,767,872	4,845,098
Student residence fees (net of scholarship allowances of \$23,138 in 2020 and \$24,226 in 2019)	114,648	120,122
Other revenues	228,034	244,198
Student loan interest income and fees	2,246	2,532
<b>Total Operating Revenues</b>	<b>7,955,609</b>	<b>7,989,869</b>
<b>Operating Expenses</b>		
Compensation and benefits	6,049,913	5,768,951
Supplies and services	2,574,614	2,523,804
Depreciation	566,694	567,857
Scholarships and fellowships	173,073	164,428
<b>Total Operating Expenses</b>	<b>9,364,294</b>	<b>9,025,040</b>
Operating Loss	(1,408,685)	(1,035,171)
<b>Nonoperating Revenues (Expenses)</b>		
State educational appropriations	331,330	370,442
Federal Pell grants	53,488	51,211
Federal economic relief funds	143,829	
Private gifts for other than capital and endowment purposes	178,754	177,758
Net investment income	322,642	809,997
Interest expense	(86,035)	(81,372)
Federal subsidies for interest on Build America Bonds	5,584	6,961
<b>Total Nonoperating Revenues, Net</b>	<b>949,592</b>	<b>1,334,997</b>
(Loss) Income Before Other Revenues	(459,093)	299,826
<b>Other Revenues</b>		
State capital appropriations	13,853	
Capital gifts and grants	18,682	29,884
Private gifts for permanent endowment purposes	148,932	176,210
Other	718	16,943
<b>Total Other Revenues</b>	<b>182,185</b>	<b>223,037</b>
(Decrease) Increase in Net Position	(276,908)	522,863
Net Position, Beginning of Year	14,803,908	14,281,045
<b>Net Position, End of Year</b>	<b>\$ 14,527,000</b>	<b>\$ 14,803,908</b>

The accompanying notes are an integral part of the consolidated financial statements.

UNIVERSITY OF MICHIGAN

**Consolidated Statement of Cash Flows**

	Year Ended June 30,	
	2020	2019
	(in thousands)	
<b>Cash Flows from Operating Activities</b>		
Student tuition and fees	\$ 1,448,009	\$ 1,365,386
Federal, state and local grants and contracts	1,035,664	1,016,393
Nongovernmental sponsored programs	256,097	242,527
Sales and services of educational departments and other	309,712	388,016
Patient care revenues	5,161,492	4,812,476
Student residence fees	114,183	118,862
Payments to employees	(4,548,764)	(4,352,547)
Payments for benefits	(1,240,427)	(1,239,145)
Payments to suppliers	(2,471,802)	(2,520,758)
Payments for scholarships and fellowships	(173,073)	(164,428)
Student loans issued	(6,523)	(6,940)
Student loans collected	18,234	19,716
Student loan interest and fees collected	2,246	2,532
<b>Net Cash Used in Operating Activities</b>	(94,952)	(317,910)
<b>Cash Flows from Noncapital Financing Activities</b>		
State educational appropriations	372,530	369,103
Federal Pell grants	53,488	51,211
Federal economic relief funds	142,164	
Private gifts and other receipts	291,577	350,112
Proceeds from issuance of debt	850,025	
Payments for bond refunding and related costs	(1,963)	
Student direct lending receipts	317,320	280,307
Student direct lending disbursements	(316,410)	(279,638)
Amounts received for annuity and life income funds	6,370	6,442
Amounts paid to annuitants and life beneficiaries and related expenses	(9,702)	(9,828)
<b>Net Cash Provided by Noncapital Financing Activities</b>	1,705,399	767,709
<b>Cash Flows from Capital and Related Financing Activities</b>		
State capital appropriations	10,938	1,217
Private gifts and other receipts	36,347	46,264
Proceeds from issuance of capital debt	175,997	260,034
Principal payments on capital debt	(107,946)	(164,553)
Interest payments on capital debt	(101,409)	(94,202)
Federal subsidies for Build America Bonds interest	9,315	3,696
Payments for bond refunding and related costs	(273)	(791)
Purchases of capital assets	(626,564)	(677,883)
Proceeds from sales of capital assets	1,240	28,996
<b>Net Cash Used in Capital and Related Financing Activities</b>	(602,355)	(597,222)
<b>Cash Flows from Investing Activities</b>		
Interest and dividends on investments, net	49,260	52,846
Proceeds from sales and maturities of investments	5,472,203	6,172,854
Purchases of investments	(5,491,398)	(5,841,764)
Net increase in unexpended capital debt proceeds	(35,092)	(8,016)
Net (increase) decrease in cash equivalents from noncurrent investments	(116,546)	60,971
Net decrease in deposits of affiliates and other	(8,397)	(25,554)
<b>Net Cash (Used in) Provided by Investing Activities</b>	(129,970)	411,337
Net Increase in Cash and Cash Equivalents	878,122	263,914
Cash and Cash Equivalents, Beginning of Year	397,279	133,365
<b>Cash and Cash Equivalents, End of Year</b>	\$ 1,275,401	\$ 397,279

The accompanying notes are an integral part of the consolidated financial statements.

UNIVERSITY OF MICHIGAN

**Consolidated Statement of Cash Flows—Continued**

	<b>Year Ended June 30,</b>	
	<b>2020</b>	<b>2019</b>
	(in thousands)	
Reconciliation of Operating Loss to Net Cash Used in Operating Activities:		
Operating loss	\$ (1,408,685)	\$ (1,035,171)
Adjustments to reconcile operating loss to net cash used in operating activities:		
Depreciation expense	566,694	567,857
Changes in assets and liabilities:		
Accounts receivable, net	106,576	(35,743)
Prepaid expenses and other assets	(16,161)	(26,249)
Accounts payable	49,994	4,052
Accrued compensation and other	90,109	24,027
Unearned revenue	272,979	5,539
Deposits of affiliates and others	(181)	2,078
Insurance and benefits reserves	71,519	(3,250)
Obligations for defined benefit pension plan, net	1,671	905
Obligations for postemployment benefits	363,433	(189,685)
Deposits of affiliates and other	4,019	32,240
Changes in deferred outflows	(147,161)	12,762
Changes in deferred inflows	(49,758)	322,728
Net Cash Used in Operating Activities	<u>\$ (94,952)</u>	<u>\$ (317,910)</u>

The accompanying notes are an integral part of the consolidated financial statements.

UNIVERSITY OF MICHIGAN

**Notes to Consolidated Financial Statements**

June 30, 2020 and 2019

**Note 1—Organization and Summary of Significant Accounting Policies**

Organization and Basis of Presentation: The University of Michigan (the “University”) is a state-supported institution with an enrollment of over 64,500 students on its three campuses. The financial statements include the individual schools, colleges and departments, the University of Michigan Health System (“UMHS”), Michigan Health Corporation (a wholly-owned corporation created for joint venture and managed care initiatives), UM Health (a wholly-owned corporation created to hold and develop the University’s statewide network of hospitals, hospital joint ventures and other hospital affiliations, currently consisting of Metropolitan Health Corporation) and Veritas Insurance Corporation (a wholly-owned captive insurance company). While the University is a political subdivision of the state of Michigan, it is not a component unit of the State in accordance with Governmental Accounting Standards Board (“GASB”) Statement No. 14, *The Financial Reporting Entity*. The University is classified as a state instrumentality under Internal Revenue Code Section 115 and a charitable organization under Internal Revenue Code Section 501(c)(3), and is therefore exempt from federal income taxes. Certain activities of the University may be subject to taxation as unrelated business income under Internal Revenue Code Sections 511 to 514.

The University reports as a special purpose government entity engaged primarily in business type activities, as defined by GASB, on the accrual basis. Business type activities are those that are financed in whole or in part by fees charged to external parties for goods or services.

The financial statements of all controlled organizations are included in the University’s financial statements; affiliated organizations that are not controlled by, and not dependent on the University, such as booster and alumni organizations, are not included.

UNIVERSITY OF MICHIGAN

**Notes to Consolidated Financial Statements—Continued**

**Note 1—Organization and Summary of Significant Accounting Policies—Continued**

Net position is categorized as:

- Net investment in capital assets: Capital assets, net of accumulated depreciation, outstanding principal balances of debt and capital lease liabilities, unexpended bond proceeds and deferred outflows associated with the acquisition, construction or improvement of those assets.
- Restricted:
  - Nonexpendable – Net position subject to externally imposed stipulations that it be maintained permanently. Such net position includes the corpus portion (historical value) of gifts to the University’s permanent endowment funds and certain investment earnings stipulated by the donor to be reinvested permanently.
  - Expendable – Net position subject to externally imposed stipulations that can be fulfilled by actions of the University pursuant to those stipulations or that expire by the passage of time. Such net position includes net appreciation of the University’s permanent endowment funds that have not been stipulated by the donor to be reinvested permanently.
- Unrestricted: Net position not subject to externally imposed stipulations. Unrestricted net position may be designated for specific purposes by action of management or the Board of Regents. Substantially all unrestricted net position is designated for various academic programs, research initiatives and capital projects.

Summary of Significant Accounting Policies: The University considers all highly liquid investments purchased with a maturity of three months or less to be cash equivalents. Cash equivalents representing assets of the University’s endowment, life income and other investments are included in noncurrent investments as these funds are not used for operating purposes.

Investments are reported in four categories in the statement of net position. Investments reported as endowment, life income and other investments are those funds invested in portfolios that are considered by management to be of a long duration. Investments for student loan and capital activities are those funds that are intended to be used for these specific activities. All other investments are reported as investments for operating activities.

UNIVERSITY OF MICHIGAN

**Notes to Consolidated Financial Statements—Continued**

**Note 1—Organization and Summary of Significant Accounting Policies—Continued**

GASB defines fair value and establishes a framework for measuring fair value that includes a three tiered hierarchy of valuation inputs, placing a priority on those which are observable in the market. Observable inputs reflect market data obtained from sources independent of the reporting entity and unobservable inputs reflect the University's own assumptions about how market participants would value an asset or liability based on the best information available. To the extent that valuation is based on models or inputs that are less observable or unobservable in the market, the determination of fair value requires more judgment. The three levels of inputs, of which the first two are considered observable and the last unobservable, are as follows:

- Level 1 – Quoted prices for identical assets or liabilities in active markets that can be accessed at the measurement date
- Level 2 – Other significant observable inputs, either direct or indirect, such as quoted prices for similar assets or liabilities in active markets; quoted prices for identical or similar assets or liabilities in markets that are not active; inputs other than quoted prices that are observable; or market corroborated inputs
- Level 3 – Unobservable inputs

GASB allows for the use of net asset value (“NAV”) as a practical expedient to determine the fair value of nonmarketable investments if the NAV is calculated in a manner consistent with the Financial Accounting Standards Board’s measurement principles for investment companies. Investments that use NAV in determining fair value are disclosed separately from the valuation hierarchy as presented in Note 2.

Investments in marketable securities are carried at fair value, as established by the major securities markets. Purchases and sales of investments are accounted for on the trade date basis. Investment income is recorded on the accrual basis. Realized and unrealized gains and losses are reported in investment income.

Investments in nonmarketable limited partnerships are carried at fair value, which is generally established using the NAV provided by the management of the investment partnerships at June 30, 2020 and 2019. The University may also adjust the fair value of these investments based on market conditions, specific redemption terms and restrictions, risk considerations and other factors. As these investments are not readily marketable, the estimated value is subject to uncertainty, and therefore, may differ from the value that would have been used had a ready market for the investments existed.

UNIVERSITY OF MICHIGAN

**Notes to Consolidated Financial Statements—Continued**

**Note 1—Organization and Summary of Significant Accounting Policies—Continued**

Investments denominated in foreign currencies are translated into U.S. dollar equivalents using year end spot foreign currency exchange rates. Purchases and sales of investments denominated in foreign currencies and related income are translated at spot exchange rates on the transaction dates.

Derivative instruments such as financial futures, forward foreign exchange contracts and interest rate swaps held in investment portfolios, are recorded on the contract date and are carried at fair value using listed price quotations or amounts that approximate fair value. To facilitate trading in financial futures, the University is required to post cash or securities to satisfy margin requirements of the exchange where such futures contracts are listed. The University monitors the required amount of cash and securities on deposit for financial futures transactions and withdraws or deposits cash or securities as necessary.

Accounts receivable are recorded net of an allowance for uncollectible accounts receivable. The allowance is based on management's judgment of potential uncollectible amounts, which includes such factors as historical experience and type of receivable.

The University receives pledges and bequests of financial support from corporations, foundations and individuals. Revenue is recognized when a pledge representing an unconditional promise to give is received and all eligibility requirements, including time requirements, have been met. In the absence of such a promise, revenue is recognized when the gift is received. Permanent endowment pledges do not meet eligibility requirements, as defined by GASB, and are not recorded as assets until the related gift is received.

Unconditional promises to give that are expected to be collected in future years are recorded at the present value of the estimated future cash flows. The discounts on these amounts are computed using risk-free interest rates applicable to the years in which the promises are made, commensurate with expected future payments. An allowance for uncollectible pledges receivable is provided based on management's judgment of potential uncollectible amounts and includes such factors as prior collection history, type of gift and nature of fundraising.

Capital assets are recorded at cost or, if donated, at acquisition value at the date of donation. Depreciation of capital assets is provided on a straight-line method over the estimated useful lives of the respective assets, which generally range from three to fifty years. The University does not capitalize works of art or historical treasures that are held for exhibition, education, research or public service. These collections are neither disposed of for financial gain nor encumbered in any way. Accordingly, such collections are not recognized or capitalized for financial statement purposes.

UNIVERSITY OF MICHIGAN

**Notes to Consolidated Financial Statements—Continued**

**Note 1—Organization and Summary of Significant Accounting Policies—Continued**

Deferred outflows represent the consumption of net assets attributable to a future period and are primarily associated with the University's obligations for postemployment benefits, debt and derivative activity, and the defined benefit pension plan for Metropolitan Health Corporation ("Metro Health").

Unearned revenue consists primarily of cash received from grant and contract sponsors which has not yet been earned under the terms of the agreement. Unearned revenue also includes amounts received in advance of an event, such as student tuition and advance ticket sales related to future fiscal years. In 2020, the University received amounts from the Centers for Medicare and Medicaid Services under the terms of their Accelerated and Advance Payment Program, which was expanded in response to the COVID-19 pandemic. The unearned portion of these additional advanced payments totaled \$302,298,000 at June 30, 2020, and will be reported as patient care revenues in a future period as the qualifying patient care services are performed.

Deposits of affiliates and others represents cash and invested funds held by the University as a result of agency relationships with various groups. Noncurrent deposits of affiliates represents the portion of endowment and similar funds held by the University on behalf of others.

The University holds life income funds for beneficiaries of the pooled income fund, charitable remainder trusts and the gift annuity program. These funds generally pay lifetime income to beneficiaries, after which the principal is made available to the University in accordance with donor intentions. All life income fund assets, including those held in trust, are recorded at fair value. The present value of estimated future payments due to life income beneficiaries is recorded as a liability.

Deferred inflows represent the acquisition of net assets attributable to a future period and are associated with the University's obligations for postemployment benefits, Metro Health's defined benefit pension plan and irrevocable split-interest agreements.

For donor restricted endowments, the Uniform Prudent Management of Institutional Funds Act, as adopted in Michigan, permits the Board of Regents to appropriate amounts for endowment spending rule distributions as is considered prudent. The University's policy is to retain net realized and unrealized appreciation with the endowment after spending rule distributions. Net appreciation of permanent endowment funds, which totaled \$2,055,430,000 and \$2,144,532,000 at June 30, 2020 and 2019, respectively, is recorded in restricted expendable net position. The University's endowment spending rule is further discussed in Note 2.

Student tuition and residence fees are presented net of scholarships and fellowships applied to student accounts, while stipends and other payments made directly to students are presented as scholarship and fellowship expenses.



UNIVERSITY OF MICHIGAN

**Notes to Consolidated Financial Statements—Continued**

**Note 1—Organization and Summary of Significant Accounting Policies—Continued**

Patient care revenues are reported net of contractual allowances and bad debt expenses. Contractual allowances are estimated based on agreements with third-party payers that provide payments for patient care services at amounts different from established rates. These allowances are subject to the laws and regulations governing the federal and state programs and post-payment audits, and adjusted in future periods as final settlements are determined. Patient care services are primarily provided through the University's health system, which includes University Health Service, which offers health care services to students, faculty and staff, and Dental Faculty Associates, which offers dental care services performed by faculty dentists.

Patient care services are provided to patients who meet certain criteria under the University's charity care policies without charge or at amounts less than its established rates. Accordingly, charity care is not reported as revenue in the accompanying statement of revenues, expenses and changes in net position. Charges forgone for charity care services totaled \$94,292,000 and \$78,370,000 in 2020 and 2019, respectively.

Other auxiliary enterprise revenues primarily represent revenues generated by intercollegiate athletics, parking, student unions and student publications.

The University's policy for defining operating activities as reported on the statement of revenues, expenses and changes in net position are those that generally result from exchange transactions such as payments received for providing services and payments made for services or goods received. Nearly all of the University's expenses result from exchange transactions.

Certain significant revenue streams relied upon for operations result from nonexchange transactions and are recorded as nonoperating revenues including state appropriations, federal Pell grants, gifts and investment income.

Federal economic relief funds represent funding received from the federal government as a result of the Coronavirus Aid, Relief and Economic Security ("CARES") Act. The CARES Act was signed into law in March 2020 in order to provide economic assistance for businesses and individuals that have been negatively impacted by the COVID-19 pandemic. During 2020, the University received payments primarily from two CARES Act programs, the Provider Relief Fund and the Higher Education Emergency Relief Fund.

The Provider Relief Fund is administered through the U.S. Department of Health and Human Services and offers funding to hospitals and health care providers to support expenses incurred or revenues lost associated with the COVID-19 pandemic. Funds received are recognized into revenue as the University identifies eligible expenditures or lost revenues which qualify for reimbursement. Revenue recognized under the terms of this program totaled \$134,670,000 in 2020.

UNIVERSITY OF MICHIGAN

**Notes to Consolidated Financial Statements—Continued**

**Note 1—Organization and Summary of Significant Accounting Policies—Continued**

The Higher Education Emergency Relief Fund is administered through the U.S. Department of Education and was designed to facilitate the distribution of emergency financial aid grants directly to students, as well as to provide funding for institutions negatively impacted by the COVID-19 pandemic. Under the terms of the student portion of this program, revenue is recognized once eligible expenditures associated with the distribution of aid to students have been incurred. For the institutional portions of this program, revenue is recognized as the University identifies eligible expenditures or lost revenues which qualify for reimbursement. Revenue recognized from the Higher Education Emergency Relief Fund totaled \$9,159,000 in 2020, and was primarily related to the distribution of emergency financial aid grants to students.

The preparation of financial statements in conformity with accounting principles generally accepted in the United States of America requires management to make estimates and assumptions that affect amounts reported in the financial statements and accompanying notes. Actual results could differ from those estimates. The most significant areas that require management estimates relate to self-insurance and benefits obligations.

**Note 2—Cash and Investments**

Summary: The University maintains centralized management for substantially all of its cash and investments.

Working capital of individual University units is primarily invested in the University Investment Pool (“UIP”). Together with the University’s short-term insurance and other benefits reserves, the UIP is invested in the Daily and Monthly Portfolios, which are principally invested in investment-grade money market securities, U.S. government and other fixed income securities, and absolute return strategies.

The University collectively invests substantially all of the assets of its endowment funds along with a portion of its insurance and benefits reserves, charitable remainder trusts and gift annuity program in the Long Term Portfolio. The longer investment horizon of the Long Term Portfolio allows for an equity-oriented strategy to achieve higher expected returns over time, and permits the use of less liquid alternative investments, providing for equity diversification beyond the stock markets. The Long Term Portfolio includes investments in domestic and non-U.S. stocks and bonds, commingled funds and limited partnerships consisting of venture capital, private equity, real estate, natural resources and absolute return strategies.

UNIVERSITY OF MICHIGAN

**Notes to Consolidated Financial Statements—Continued**

**Note 2—Cash and Investments—Continued**

The University also separately invests certain endowments and charitable remainder trusts, unexpended bond proceeds and other funds with investment restrictions outside of the Daily, Monthly and Long Term Portfolios.

Authorizations: The University's investment policies are governed and authorized by University Bylaws and the Board of Regents. The approved asset allocation policy for the Long Term Portfolio sets general targets for both equities and fixed income securities. Since diversification is a fundamental risk management strategy, the Long Term Portfolio is broadly diversified within these general categories.

The endowment spending rule provides for distributions from the University Endowment Fund to the entities that benefit from the endowment fund. The annual distribution rate is 4.5 percent of the one-quarter lagged seven year moving average fair value of fund shares. To protect endowment principal in the event of a prolonged market downturn, distributions are limited to 5.3 percent of the current fair value of fund shares. Distributions are also made from the UIP based on the 90-day U.S. Treasury Bill rate. The University's costs to administer and grow the University Endowment Fund and UIP are funded by investment returns.

UNIVERSITY OF MICHIGAN

**Notes to Consolidated Financial Statements—Continued**

**Note 2—Cash and Investments—Continued**

Cash and Cash Equivalents and Unexpended Bond Proceeds: Cash and cash equivalents, which totaled \$1,275,401,000 and \$397,279,000 at June 30, 2020 and 2019, respectively, represent cash and short-term money market investments in mutual funds, overnight collective funds managed by the University’s custodian or short-term highly liquid investments registered as securities and held by the University or its agents in the University’s name. Of its cash and cash equivalents, the University had actual cash balances in its bank accounts in excess of Federal Deposit Insurance Corporation limits in the amount of \$84,860,000 and \$14,121,000 at June 30, 2020 and 2019, respectively. The University does not require its deposits to be collateralized or insured.

Unexpended bond proceeds, which totaled \$125,905,000 and \$90,813,000 at June 30, 2020 and 2019, respectively, represent short-term money market investments in mutual funds. These amounts are used solely for the reimbursement of qualifying expenditures for construction projects associated with certain outstanding general revenue bonds issued by the University.

Cash and cash equivalents and unexpended bond proceeds include certain securities that are subject to the leveling requirements defined by GASB. Level 1 securities, which primarily consist of money market funds and U.S. government securities, totaled \$1,198,773,000 and \$278,275,000 at June 30, 2020 and 2019, respectively. Level 2 securities, which primarily consist of U.S. agencies, totaled \$59,000,000 and \$36,000,000 at June 30, 2020 and 2019, respectively.

Investments: At June 30, 2020 and 2019, the University’s investments, which are held by the University or its agents in the University’s name, are summarized as follows:

	<b>2020</b>	<b>2019</b>
	(in thousands)	
Cash equivalents, noncurrent	\$ 284,268	\$ 167,876
Equity securities	486,404	1,222,061
Fixed income securities	2,075,171	1,361,575
Commingled funds	2,589,411	3,295,746
Nonmarketable alternative investments	9,361,811	8,339,202
Other investments	11,990	(1,046)
	\$ 14,809,055	\$ 14,385,414

UNIVERSITY OF MICHIGAN

Notes to Consolidated Financial Statements—Continued

Note 2—Cash and Investments—Continued

At June 30, 2020 and 2019, the fair value of the University’s investments based on the inputs used to value them is summarized as follows:

	2020				Total Fair Value
	Level 1	Level 2	Level 3 (in thousands)	NAV	
Cash equivalents, noncurrent	\$ 284,268	-	-	-	\$ 284,268
Equity securities:					
Domestic	88,599		\$ 52,098		140,697
Foreign	344,722		985		345,707
	433,321	-	53,083	-	486,404
Fixed income securities:					
U.S. Treasury	1,405,695				1,405,695
U.S. government agency		\$ 31,848			31,848
Corporate and other		626,043	11,585		637,628
	1,405,695	657,891	11,585	-	2,075,171
Commingled funds:					
Absolute return				\$ 2,154,259	2,154,259
Domestic equities	9,494			144,541	154,035
Global equities	674			261,379	262,053
U.S. fixed income	3,061				3,061
Other	16,003				16,003
	29,232	-	-	2,560,179	2,589,411
Nonmarketable alternative investments:					
Venture capital				2,673,995	2,673,995
Absolute return				2,174,643	2,174,643
Private equity			279,200	1,701,552	1,980,752
Real estate			8,331	1,347,008	1,355,339
Natural resources			160,993	1,016,089	1,177,082
	-	-	448,524	8,913,287	9,361,811
Other investments	(6)	2,467	9,529	-	11,990
	\$ 2,152,510	\$ 660,358	\$ 522,721	\$ 11,473,466	\$ 14,809,055

UNIVERSITY OF MICHIGAN

Notes to Consolidated Financial Statements—Continued

Note 2—Cash and Investments—Continued

	2019				Total Fair Value
	Level 1	Level 2	Level 3 (in thousands)	NAV	
Cash equivalents, noncurrent	\$ 167,876	-	-	-	\$ 167,876
Equity securities:					
Domestic	314,972		\$ 46,539		361,511
Foreign	859,552		998		860,550
	1,174,524	-	47,537	-	1,222,061
Fixed income securities:					
U.S. Treasury	735,365				735,365
U.S. government agency		\$ 27,355			27,355
Corporate and other		586,024	12,831		598,855
	735,365	613,379	12,831	-	1,361,575
Commingled funds:					
Absolute return				\$ 2,282,226	2,282,226
Domestic equities	162			423,668	423,830
Global equities	3			569,546	569,549
U.S. fixed income	3,164				3,164
Other	16,977				16,977
	20,306	-	-	3,275,440	3,295,746
Nonmarketable alternative investments:					
Venture capital				2,249,481	2,249,481
Absolute return				1,885,870	1,885,870
Private equity			267,327	1,354,169	1,621,496
Real estate			10,993	1,265,848	1,276,841
Natural resources			204,555	1,100,959	1,305,514
	-	-	482,875	7,856,327	8,339,202
Other investments	(3,145)	(7,184)	9,283	-	(1,046)
	\$ 2,094,926	\$ 606,195	\$ 552,526	\$ 11,131,767	\$ 14,385,414

Investments categorized as Level 1 are valued using prices quoted in active markets for those securities. Equity securities categorized as Level 3 represent investments in start-up or venture companies. Fixed income securities categorized as Level 2 represent investments valued using a matrix pricing technique, which values debt securities based on their relationship to a benchmark and the relative spread to that benchmark. Fixed income securities categorized as Level 3 represent debt investments with select venture funded University faculty start-ups as well as a note receivable associated with the sale of a portion of the University's nonmarketable alternative real estate investments. Nonmarketable alternative investments categorized as Level 3 primarily represent direct investments which are valued using models that rely on inputs which are unobservable in the market.

UNIVERSITY OF MICHIGAN

**Notes to Consolidated Financial Statements—Continued**

**Note 2—Cash and Investments—Continued**

The University's investment strategy incorporates certain financial instruments that involve, to varying degrees, elements of market risk and credit risk in excess of amounts recorded in the financial statements. Market risk is the potential for changes in the value of financial instruments due to market changes, including interest and foreign exchange rate movements and fluctuations embodied in forwards, futures and commodity or security prices. Market risk is directly impacted by the volatility and liquidity of the markets in which the underlying assets are traded. Credit risk is the possibility that a loss may occur due to the failure of a counterparty to perform according to the terms of the contract. The University's risk of loss in the event of a counterparty default is typically limited to the amounts recognized in the statement of net position and is not represented by the contract or notional amounts of the instruments.

Fixed income securities have inherent financial risks, including credit risk and interest rate risk. Credit risk for fixed income securities is the risk that the issuer will not fulfill its obligations. Nationally recognized statistical rating organizations ("NSROs"), such as S&P Global and Moody's, assign credit ratings to security issues and issuers that indicate a measure of potential credit risk to investors. Fixed income securities considered investment grade are those rated at least BBB by S&P Global and Baa by Moody's. To manage credit risk, the University specifies minimum average and minimum absolute quality NSRO ratings for securities held pursuant to its management agreements.

The University minimizes concentration of credit risk, the risk of a large loss attributed to the magnitude of the investment in a single issuer of fixed income securities, by diversifying its fixed income issues and issuers and holding U.S. Treasury securities which are considered to have minimal credit risk. The University also manages this risk at the account level by limiting each fixed income manager's holding of any non-U.S. government issuer to 5 percent of the value of the investment account.

Interest rate risk is the risk that changes in interest rates will adversely affect the fair value of fixed income securities. Effective duration, a commonly used measure of interest rate risk, incorporates a security's yield, coupon, final maturity, call features and other embedded options into one number expressed in years that indicates how price-sensitive a security or portfolio of securities is to changes in interest rates. The effective duration of a security or portfolio indicates the approximate percentage change in fair value expected for a one percent change in interest rates. The longer the duration, the more sensitive the security or portfolio is to changes in interest rates. The weighted average effective duration of the University's fixed income securities was 3.6 years at June 30, 2020 compared to 5.0 years at June 30, 2019. The University manages the effective duration of its fixed income securities at the account level, where fixed income managers generally may not deviate from the duration of their respective benchmarks by more than 25 percent. The Monthly Portfolio held positions in bond futures at June 30, 2020 and 2019, which are used to adjust the duration of cash equivalents and the fixed income portion of the portfolios.

UNIVERSITY OF MICHIGAN

Notes to Consolidated Financial Statements—Continued

Note 2—Cash and Investments—Continued

The composition of fixed income securities at June 30, 2020 and 2019, along with credit quality and effective duration measures, is summarized as follows:

	2020					Duration (in years)
	U.S. Government	Investment Grade	Non- Investment Grade (in thousands)	Not Rated	Total	
U.S. Treasury	\$ 1,396,416				\$ 1,396,416	2.1
U.S. Treasury inflation protected	9,279				9,279	8.0
U.S. government agency	31,848				31,848	1.7
Mortgage backed		\$ 31,752	\$ 299	\$ 2,531	34,582	1.9
Asset backed		40,676			40,676	0.9
Corporate and other		527,843	14,431	20,096	562,370	7.8
	\$ 1,437,543	\$ 600,271	\$ 14,730	\$ 22,627	\$ 2,075,171	3.6

	2019					Duration (in years)
	U.S. Government	Investment Grade	Non- Investment Grade (in thousands)	Not Rated	Total	
U.S. Treasury	\$ 724,727				\$ 724,727	5.0
U.S. Treasury inflation protected	10,638				10,638	7.3
U.S. government agency	27,355				27,355	0.9
Mortgage backed		\$ 13,346	\$ 404	\$ 6,514	20,264	0.8
Asset backed		34,271		377	34,648	0.7
Corporate and other		508,015	13,583	22,345	543,943	5.5
	\$ 762,720	\$ 555,632	\$ 13,987	\$ 29,236	\$ 1,361,575	5.0

Of the University's fixed income securities, 98 percent and 97 percent were rated investment grade or better at June 30, 2020 and 2019, respectively, and 75 percent and 63 percent of these securities consisted of either U.S. treasury and government agencies or non-U.S. government securities rated AAA/Aaa at June 30, 2020 and 2019, respectively.

Commingled (pooled) funds include Securities and Exchange Commission regulated mutual funds and externally managed funds, limited partnerships and corporate structures which are generally unrated and unregulated. Certain commingled funds may use derivatives, short positions and leverage as part of their investment strategy. These investments are structured to limit the University's risk exposure to the amount of invested capital.



UNIVERSITY OF MICHIGAN

Notes to Consolidated Financial Statements—Continued

Note 2—Cash and Investments—Continued

Nonmarketable alternative investments consist of limited partnerships and similar vehicles involving an advance commitment of capital called by the general partner as needed and distributions of capital and return on invested capital as underlying strategies are concluded during the life of the partnership. There is not an active secondary market for these alternative investments, which are generally unrated and unregulated, and the liquidity of these investments is dependent on actions taken by the general partner. The University's limited partnerships are diversified in terms of manager selection, industry and geographic focus. At June 30, 2020 and 2019, no individual partnership investment represented 5 percent or more of total investments.

Absolute return strategies in the commingled funds and nonmarketable alternative investments classifications include long/short stock programs, merger arbitrage, intra-capital structure arbitrage and distressed debt investments. The goal of absolute return strategies is to provide, in aggregate, a return that is consistently positive and uncorrelated with the overall market.

The University's investments in commingled funds and nonmarketable alternative investments are contractual agreements that may limit the ability to initiate redemptions due to notice periods, lock-ups and gates. Additional information about current redemption terms and outstanding commitments at June 30, 2020 is summarized as follows (amounts in thousands):

	Fair Value	Remaining Life	Outstanding Commitments	Redemption Terms	Redemption Notice
Commingled funds	\$ 2,589,411	N/A		Daily, monthly, quarterly and annually, with varying notice periods	Lock-up provisions range from none to 5 years
Nonmarketable alternative investments	\$ 9,361,811	1-12 years	\$ 5,386,280	Ineligible for redemption	N/A

Commingled funds have liquidity (redemption) provisions, which enable the University to make full or partial withdrawals with notice, subject to restrictions on the timing and amount. Of the University's commingled funds at June 30, 2020 and 2019, 74 percent and 75 percent, respectively, are redeemable within one year, with 55 percent and 58 percent, respectively, redeemable within 90 days under normal market conditions. The remaining amounts are redeemable beyond one year, with redemption of certain funds dependent on disposition of the underlying assets. The University's committed but unpaid obligation to nonmarketable alternative investments is further discussed in Note 14.

UNIVERSITY OF MICHIGAN

**Notes to Consolidated Financial Statements—Continued**

**Note 2—Cash and Investments—Continued**

The University participates in non-U.S. developed and emerging markets through commingled funds invested in non-U.S./global equities and absolute return strategies. Although all of these funds are reported in U.S. dollars, price changes of the underlying securities in local markets as well as changes to the value of local currencies relative to the U.S. dollar are embedded in investment returns. In addition, a portion of the University’s equity securities and nonmarketable alternative investments are denominated in foreign currencies, which must be settled in local (non-U.S.) currencies.

Foreign exchange risk is the risk that investments denominated in foreign currencies may lose value due to adverse fluctuations in the value of the U.S. dollar relative to foreign currencies. Forward foreign currency contracts are typically used to manage the risks related to fluctuations in currency exchange rates between the time of purchase or sale and the actual settlement of foreign securities. Various investment managers acting for the University use forward foreign exchange contracts in risk-based transactions to carry out their portfolio strategies and are subject to agreements that provide minimum diversification and maximum exposure limits by country and currency.

The value of the University’s non-U.S. dollar holdings, net of the value of the outstanding forward foreign exchange contracts, totaled \$1,377,093,000 or 9 percent of total investments at June 30, 2020, and \$1,726,091,000 or 12 percent of total investments at June 30, 2019, and are summarized as follows:

	2020	2019
	(in thousands)	
Euro	\$ 840,583	\$ 805,536
British pound sterling	173,115	289,940
Japanese yen	129,016	232,252
Swedish krona	100,114	111,224
Canadian dollar	43,004	83,105
Norwegian krone	63,875	39,071
Other	27,386	164,963
	\$ 1,377,093	\$ 1,726,091

The Long Term Portfolio and the Monthly Portfolio participate in a short-term, fully collateralized, securities lending program administered by the University’s master custodian. Together, the Portfolios had \$15,989,000 and \$64,548,000 in securities loans outstanding at June 30, 2020 and 2019, respectively. At loan inception, an approved borrower must deliver collateral of cash, securities or letters of credit to the University’s lending agent equal to 102 percent of fair

UNIVERSITY OF MICHIGAN

**Notes to Consolidated Financial Statements—Continued**

**Note 2—Cash and Investments—Continued**

value for domestic securities and 105 percent for foreign securities. Collateral positions are monitored daily to ensure that borrowed securities are never less than 100 percent collateralized. At June 30, 2020, collateral of \$16,607,000 (104 percent of securities on loan) includes invested cash of \$8,728,000 and U.S. government securities of \$7,879,000, while at June 30, 2019, collateral of \$67,327,000 (104 percent of securities on loan) includes invested cash of \$29,485,000 and U.S. government securities of \$37,842,000.

Cash collateral held by the University’s lending agent, along with the offsetting liability to return the collateral at loan termination, are recorded in the statement of net position. Neither the University nor its securities lending agent has the ability to pledge or sell securities received as collateral unless a borrower defaults. Securities loans may be terminated upon notice by either the University or the borrower.

**Note 3—Accounts Receivable**

The composition of accounts receivable at June 30, 2020 and 2019 is summarized as follows:

	<b>2020</b>	<b>2019</b>
	(in thousands)	
Patient care	\$ 439,345	\$ 539,653
Sponsored programs	153,470	172,681
State appropriations, educational and capital	70,732	67,353
Student accounts	43,327	32,715
Other	38,500	36,975
	745,374	849,377
Less allowance for uncollectible accounts receivable:		
Patient care	110,131	125,731
State educational appropriations	41,664	
All other	9,722	9,025
	\$ 583,857	\$ 714,621

The state of Michigan is expected to experience a reduction to its overall revenues due to the economic impact of the COVID-19 pandemic, which creates uncertainty regarding the timing and amount of the University’s future state appropriations payments. In July 2020, the State amended its 2020 appropriations bill to replace \$41,664,000 of the University’s state educational appropriations with Coronavirus Relief Funds received under the CARES Act. The University considered this amendment to be a recognized subsequent event relative to contingencies that existed at the date of the financial statements, and therefore established a corresponding valuation allowance at June 30, 2020.

UNIVERSITY OF MICHIGAN

**Notes to Consolidated Financial Statements—Continued**

**Note 4—Notes and Pledges Receivable**

The composition of notes and pledges receivable at June 30, 2020 and 2019 is summarized as follows:

	<b>2020</b>	<b>2019</b>
	(in thousands)	
Notes:		
Federal student loan programs	\$ 63,134	\$ 74,153
University student loan funds	14,777	15,691
Other	5,664	1,396
	83,575	91,240
Less allowance for uncollectible notes	3,134	3,134
Total notes receivable, net	80,441	88,106
Gift pledges:		
Capital	119,205	138,983
Operations	186,723	167,350
	305,928	306,333
Less:		
Allowance for uncollectible pledges	7,488	8,137
Unamortized discount to present value	4,444	4,840
Total pledges receivable, net	293,996	293,356
Total notes and pledges receivable, net	374,437	381,462
Less current portion	98,723	80,035
	\$ 275,714	\$ 301,427

The principal repayment and interest rate terms of federal and University loans vary considerably. The allowance for uncollectible notes only applies to University funded loans and the University portion of federal student loans, as the University is not obligated to fund the federal portion of uncollected student loans. Federal loan programs are funded principally with federal advances to the University under the Perkins and various health professions loan programs.

UNIVERSITY OF MICHIGAN

**Notes to Consolidated Financial Statements—Continued**

**Note 4—Notes and Pledges Receivable—Continued**

Payments on pledges receivable at June 30, 2020 are expected to be received in the following years ended June 30 (in thousands):

2021	\$ 82,191
2022	54,970
2023	43,583
2024	54,709
2025	26,012
2026 and after	44,463
	<hr/>
	\$ 305,928

Permanent endowment pledges do not meet eligibility requirements, as defined by GASB, until the related gift is received. Accordingly, permanent endowment pledges totaling \$140,439,000 and \$156,957,000 at June 30, 2020 and 2019, respectively, are not recognized as assets in the accompanying financial statements. In addition, bequest intentions and other conditional promises are not recognized as assets until the specified conditions are met due to uncertainties with regard to their realizability and valuation.

UNIVERSITY OF MICHIGAN

Notes to Consolidated Financial Statements—Continued

Note 5—Capital Assets

Capital assets activity for the years ended June 30, 2020 and 2019 is summarized as follows:

	2020			Ending Balance
	Beginning Balance	Additions	Retirements	
	(in thousands)			
Land	\$ 153,310		\$ 92	\$ 153,218
Land improvements	160,301	\$ 3,666	341	163,626
Infrastructure	264,757	21		264,778
Buildings	9,412,876	224,134	28,624	9,608,386
Construction in progress	413,207	222,308		635,515
Equipment	2,242,493	143,259	144,669	2,241,083
Library materials	674,491	24,710		699,201
	13,321,435	618,098	173,726	13,765,807
Less accumulated depreciation	7,094,466	566,694	168,361	7,492,799
	\$ 6,226,969	\$ 51,404	\$ 5,365	\$ 6,273,008

	2019			Ending Balance
	Beginning Balance	Additions	Retirements	
	(in thousands)			
Land	\$ 129,376	\$ 24,533	\$ 599	\$ 153,310
Land improvements	143,738	18,026	1,463	160,301
Infrastructure	262,207	2,550		264,757
Buildings	9,178,875	265,783	31,782	9,412,876
Construction in progress	301,434	111,773		413,207
Equipment	2,098,370	228,688	84,565	2,242,493
Library materials	646,376	28,115		674,491
	12,760,376	679,468	118,409	13,321,435
Less accumulated depreciation	6,639,379	567,857	112,770	7,094,466
	\$ 6,120,997	\$ 111,611	\$ 5,639	\$ 6,226,969

The increase in construction in progress of \$222,308,000 in 2020 represents the amount of capital expenditures for new projects of \$501,330,000 net of assets placed in service of \$279,022,000. The increase in construction in progress of \$111,773,000 in 2019 represents the amount of capital expenditures for new projects of \$559,735,000 net of assets placed in service of \$447,962,000.

UNIVERSITY OF MICHIGAN

Notes to Consolidated Financial Statements—Continued

Note 6—Long-term Debt

Long-term debt at June 30, 2020 and 2019 is summarized as follows:

	2020	2019
	(in thousands)	
Commercial paper:		
Tax-exempt, variable rate (0.32%)*	\$ 133,585	\$ 142,990
Taxable, variable rate (0.25%)*	1,720	2,250
General revenue bonds:		
Series 2020A, 4.00% to 5.00% through 2050	138,430	
unamortized premium	37,469	
Series 2020B, taxable, 1.00% to 2.56% through 2050	850,025	
Series 2019A, 5.00% through 2036	140,470	148,330
unamortized premium	23,721	26,936
Series 2019B, taxable, 2.535% to 3.416% through 2029	15,280	16,755
Series 2019C, 4.00% through 2049	61,725	61,725
unamortized premium	5,696	5,949
Series 2018A, 4.00% to 5.00% through 2048	132,640	135,130
unamortized premium	16,941	17,988
Series 2017A, 4.00% to 5.00% through 2047	434,505	447,410
unamortized premium	66,527	72,310
Series 2015, 4.00% to 5.00% through 2046	287,170	294,850
unamortized premium	41,662	44,612
Series 2014A, 4.25% to 5.00% through 2044	72,375	74,250
unamortized premium	5,621	6,056
Series 2014B, taxable, 2.622% to 3.516% through 2024	3,890	4,820
Series 2013A, 2.50% to 5.00% through 2029	42,180	43,575
unamortized premium	1,209	1,424
Series 2012A, variable rate (0.11%)* through 2036	50,000	50,000
Series 2012B, variable rate (0.08%)* through 2042	65,000	65,000
Series 2012D-1, variable rate (0.07%)* through 2025 with partial swap to fixed through 2025	52,870	56,635
Series 2012D-2, variable rate (0.11%)* through 2030 with partial swap to fixed through 2026	53,750	58,315
Series 2012E**, variable rate (0.40%)* through 2033	94,015	94,525
Series 2010A, taxable Build America Bonds, 4.926% to 5.593% through 2040	163,110	163,110
Series 2010C, 3.75% to 5.00% through 2027		38,330
unamortized premium		2,937
Series 2010D, taxable Build America Bonds, 3.456% to 5.333% through 2041	149,755	157,860
Series 2009B, variable rate (0.27%)* through 2039	118,710	118,710
Series 2008A, variable rate (0.11%)* through 2038	57,085	57,085
Series 2008B, variable rate (0.07%)* through 2028 with swap to fixed through 2026	59,035	65,070
Other		91
	3,376,171	2,475,028
Less:		
Commercial paper and current portion of bonds payable	215,658	232,095
Long-term bonds payable subject to remarketing, net	441,450	133,616
	\$ 2,719,063	\$ 2,109,317

\* Denotes variable rate at June 30, 2020

\*\* Denotes variable rate bonds not subject to remarketing

UNIVERSITY OF MICHIGAN

Notes to Consolidated Financial Statements—Continued

Note 6—Long-term Debt—Continued

Certain variable rate bonds have remarketing features which allow bondholders to put debt back to the University. Accordingly, these variable rate bonds are classified as current unless supported by liquidity agreements, such as lines of credit or standby bond purchase agreements, which can refinance the debt on a long-term basis. The classification of the University's variable rate bonds payable subject to remarketing at June 30, 2020 and 2019 is summarized as follows:

	2020	2019
	(in thousands)	
Variable rate bonds payable subject to remarketing	\$ 456,450	\$ 470,815
Less:		
Current principal maturities	15,000	14,365
Long-term liquidity agreements:		
Unsecured lines of credit		275,263
Standby bond purchase agreements		47,571
Long-term bonds payable subject to remarketing, net	\$ 441,450	\$ 133,616

The University's available lines of credit totaled \$1,247,085,000 and \$347,085,000, and were entirely unused at June 30, 2020 and 2019, respectively.

In connection with certain issues of variable rate debt, the University has entered into floating-to-fixed interest rate swaps to convert all or a portion of the associated variable rate debt to synthetic fixed rates to protect against the potential of rising interest rates. The fair value, significant terms and other information about the University's interest rate swaps is discussed in Note 7.



UNIVERSITY OF MICHIGAN

Notes to Consolidated Financial Statements—Continued

Note 6—Long-term Debt—Continued

Long-term debt activity for the years ended June 30, 2020 and 2019 is summarized as follows:

	<b>2020</b>			Ending Balance
	Beginning Balance	Additions	Reductions	
	(in thousands)			
Commercial paper	\$ 145,240		\$ 9,935	\$ 135,305
Bonds	2,329,697	\$ 1,026,022	114,853	3,240,866
Other	91		91	
	<u>\$ 2,475,028</u>	<u>\$ 1,026,022</u>	<u>\$ 124,879</u>	<u>\$ 3,376,171</u>

	<b>2019</b>			Ending Balance
	Beginning Balance	Additions	Reductions	
	(in thousands)			
Commercial paper	\$ 158,460		\$ 13,220	\$ 145,240
Bonds	2,235,374	\$ 260,034	165,711	2,329,697
Other	174		83	91
	<u>\$ 2,394,008</u>	<u>\$ 260,034</u>	<u>\$ 179,014</u>	<u>\$ 2,475,028</u>

The University maintains a combination of variable and fixed rate debt supported by general revenues, with effective interest rates that averaged 2.9 percent and 3.0 percent in 2020 and 2019, respectively, including federal subsidies for interest on taxable Build America Bonds.

The University utilizes commercial paper to provide interim financing for its capital improvement program. The Board of Regents has authorized the issuance of up to \$300,000,000 in commercial paper backed by a general revenue pledge. Outstanding commercial paper debt is converted to long-term debt financing, as appropriate, within the normal course of business.

During 2020, the University issued \$988,455,000 of General Revenue Bonds with a net original issue premium of \$37,567,000, which included \$138,430,000 of fixed rate, tax-exempt bonds Series 2020A and \$850,025,000 of fixed rate, taxable bonds Series 2020B. Total bond proceeds of \$1,026,022,000 were utilized to refund existing bonds of \$26,023,000 and provide \$149,700,000 for capital projects, \$848,063,000 for capital projects, refunding of debt and general purposes, and \$2,236,000 for debt issuance costs.

UNIVERSITY OF MICHIGAN

Notes to Consolidated Financial Statements—Continued

Note 6—Long-term Debt—Continued

The refunded bonds represent the remaining portion of General Revenue Bonds Series 2010C, which had an average interest rate of 4.4 percent and a final maturity date of April 1, 2027. As a result of the refunding, the University reduced its aggregate debt service payments over the next seven years by \$1,047,000, resulting in an economic gain with present value savings of \$1,606,000.

During 2019, the University issued \$226,810,000 of General Revenue Bonds with a net original issue premium of \$33,224,000, which included \$148,330,000 of fixed rate, tax-exempt bonds Series 2019A, \$16,755,000 of fixed rate, taxable bonds Series 2019B and \$61,725,000 of fixed rate, tax-exempt bonds Series 2019C. Total bond proceeds of \$260,034,000 were utilized to refund existing bonds of \$83,985,000 and to provide \$175,245,000 for capital projects and \$804,000 for debt issuance costs.

Deferred outflows associated with the University’s refunding activity totaled \$6,078,000 and \$10,481,000 at June 30, 2020 and 2019, respectively, which will be amortized into interest expense over the remaining life of the refunded bonds.

Debt obligations are generally callable by the University and mature at various dates through fiscal 2050. Principal maturities, including interest on debt obligations, based on scheduled bond maturities for the next five years and in subsequent five-year periods are as follows:

	Principal	Interest*	Total
	(in thousands)		
2021	\$ 200,340	\$ 103,256	\$ 303,596
2022	66,905	106,201	173,106
2023	81,010	103,735	184,745
2024	95,170	100,624	195,794
2025	198,705	96,836	295,541
2026-2030	593,225	414,297	1,007,522
2031-2035	502,680	305,904	808,584
2036-2040	841,260	205,967	1,047,227
2041-2045	208,590	85,275	293,865
2046-2050	389,440	47,689	437,129
Total payments	3,177,325	\$ 1,569,784	\$ 4,747,109
Plus unamortized premiums	198,846		
	<u>\$ 3,376,171</u>		

\* Interest on variable rate debt is estimated based on rates in effect at June 30, 2020; amounts do not reflect federal subsidies to be received for Build America Bonds interest

UNIVERSITY OF MICHIGAN

**Notes to Consolidated Financial Statements—Continued**

**Note 6—Long-term Debt—Continued**

The University maintains certain unsecured lines of credit and standby bond purchase agreements that, in accordance with GASB requirements, do not qualify to support the noncurrent classification of variable rate bonds payable subject to remarketing. If all of the variable rate bonds subject to remarketing were put back to the University and these existing unsecured lines of credit and standby bond purchase agreements were not extended upon their current expiration dates, the total principal payments due in 2021 would decrease to \$185,340,000, total principal payments due in 2022 would decrease to \$51,260,000, total principal payments due in 2023 would increase to \$113,895,000, total principal payments due in 2024 would decrease to \$67,850,000 and total principal payments due in 2025 would increase to \$368,847,000. Accordingly, principal payments due in subsequent years would be increased to \$730,778,000 in 2026 through 2030, and reduced to \$378,475,000 in 2031 through 2035, \$704,545,000 in 2036 through 2040 and \$186,895,000 in 2041 through 2045. Principal payments due in 2046 through 2050 would not change. There would not be a material impact on annual interest payments due to the low variable rate of interest on these bonds.

**Note 7—Derivative Instruments**

Derivatives held by the University are recorded at fair value in the statement of net position. For hedging derivative instruments that are effective in significantly reducing an identified financial risk, the corresponding change in fair value is deferred and included in the statement of net position. For all other derivative instruments, changes in fair value are reported as investment income or loss.

UNIVERSITY OF MICHIGAN

Notes to Consolidated Financial Statements—Continued

Note 7—Derivative Instruments—Continued

Derivative instruments held by the University at June 30, 2020 and 2019 are summarized as follows:

	<b>2020</b>	
	Notional Amount (in thousands)	Fair Value
Investment derivative instruments:		
Investment portfolios:		
Futures	\$ 29,957	\$ (6)
Foreign currency forwards:		
Turkish lira	29,798	(8,074)
Brazil real	7,959	5,592
Norwegian krone	73,382	3,050
Indian rupee	30,362	(2,995)
Czech koruna	14,518	2,156
Mexican peso	10,890	(2,035)
All other currencies	542,244	4,431
	<u>709,153</u>	<u>2,125</u>
Other	14,082	(462)
	<u>\$ 753,192</u>	<u>\$ 1,657</u>
Floating-to-fixed interest rate swaps on debt	\$ 52,760	\$ (7,201)
Effective cash flow hedges:		
Floating-to-fixed interest rate swaps on debt	\$ 71,795	\$ (7,187)
	<b>2019</b>	
	Notional Amount (in thousands)	Fair Value
Investment derivative instruments:		
Futures	\$ 79,838	\$ (3,145)
Foreign currency forwards:		
Chinese yuan	340,704	7,792
New Zealand dollar	181,678	4,568
Norwegian krone	168,849	(2,938)
Russian ruble	36,354	2,784
Euro	210,332	1,987
Japanese yen	14,948	(1,929)
All other currencies	1,079,010	(1,474)
	<u>2,031,875</u>	<u>10,790</u>
Other	1,834,929	(14,445)
	<u>\$ 3,946,642</u>	<u>\$ (6,800)</u>
Effective cash flow hedges:		
Floating-to-fixed interest rate swaps on debt	\$ 138,900	\$ (13,695)

UNIVERSITY OF MICHIGAN

**Notes to Consolidated Financial Statements—Continued**

**Note 7—Derivative Instruments—Continued**

The University utilizes bond futures in its investment portfolios to adjust the duration of cash equivalents and fixed income securities, while foreign currency forward contracts are utilized to settle securities and transactions denominated in foreign currencies and manage foreign exchange risk. Other derivative instruments in the University’s investment portfolios consist primarily of interest rate swaps, credit default swaps and total return swaps used to carry out investment and portfolio strategies.

In connection with certain issues of variable rate debt, the University has entered into floating-to-fixed interest rate swaps to convert all or a portion of the associated variable rate debt to synthetic fixed rates to protect against the potential of rising interest rates. The fair value of these swaps generally represent the estimated amount that the University would pay to terminate the swap agreements at the statement of net position date, taking into account current interest rates and creditworthiness of the underlying counterparty. The valuation inputs used to determine the fair value of these instruments are considered Level 2, as they rely on observable inputs other than quoted market prices. The notional amount represents the underlying reference of the instrument and does not represent the amount of the University’s settlement obligations.

At June 30, 2020 and 2019, the fair value of floating-to-fixed interest rate swaps associated with the University’s variable rate debt is (\$14,388,000) and (\$13,695,000), respectively, and is included in the statement of net position as a component of deposits of affiliates and other. The deferred outflows for the fair value of swaps deemed effective cash flow hedges totaled \$5,474,000 and \$4,694,000 at June 30, 2020 and 2019, respectively.

The change in fair value of derivative instruments, which includes realized gains and losses on positions closed, for the years ended June 30, 2020 and 2019 is summarized as follows:

	2020	2019
	(in thousands)	
Investment derivative instruments:		
Investment portfolios:		
Futures	\$ 25,144	\$ 22,332
Foreign currency forwards	53,557	41,907
Other	(28,758)	(117,840)
	\$ 49,943	\$ (53,601)
Floating-to-fixed interest rate swaps on debt	\$ 234	\$ -
Effective cash flow hedges:		
Floating-to-fixed interest rate swaps on debt	\$ (927)	\$ (1,483)

UNIVERSITY OF MICHIGAN

**Notes to Consolidated Financial Statements—Continued**

**Note 7—Derivative Instruments—Continued**

The University's interest rate swaps, along with their associated variable rate debt and significant terms, are summarized below.

The floating-to-fixed interest rate swap associated with the Series 2008B General Revenue Bonds has a notional amount of \$42,320,000 and \$48,355,000 at June 30, 2020 and 2019, respectively, and the notional amount decreases as principal on the underlying bonds is repaid. The University makes payments based on a fixed rate of 3.105 percent and receives variable rate payments from the swap counterparty based on 68 percent of the One-Month USD LIBOR, until the swap terminates in April 2026. The University has the option to terminate the swap upon five business days written notice and payment of the fair market compensation for the value of the swap. This swap is considered an effective hedge at June 30, 2020 and 2019 and has a fair value of (\$4,560,000) and (\$3,884,000), respectively.

The floating-to-fixed interest rate swap associated with the Series 2012D-2 General Revenue Bonds has a notional amount of \$29,475,000 and \$34,030,000 at June 30, 2020 and 2019, respectively, covering a portion of the principal outstanding and the notional amount decreases as principal on the underlying bonds is repaid. The University makes payments based on a fixed rate of 3.229 percent and receives variable rate payments from the swap counterparty based on 68 percent of the One-Month USD LIBOR, until the swap terminates in December 2025. The University has the option to terminate the swap upon five business days written notice and payment of the fair market compensation for the value of the swap. This swap is considered an effective hedge at June 30, 2020 and 2019 and has a fair value of (\$2,627,000) and (\$2,376,000), respectively.

The first floating-to-fixed interest rate swap associated with the Series 2012D-1 General Revenue Bonds has a notional amount of \$44,670,000 at both June 30, 2020 and 2019, covering a portion of the principal outstanding and the notional amount decreases as principal on the underlying bonds is repaid. The University makes payments based on a fixed rate of 4.705 percent and receives variable rate payments from the swap counterparty based on the floating Securities Industry and Financial Markets Association ("SIFMA") Municipal Index through the final maturity dates of the underlying bonds in December 2024. The counterparty has the option of terminating the swaps if for any 180-day period the average variable rate is more than 7.0 percent. During 2020, this swap was determined to be ineffective and was reclassified from an effective cash flow hedge to an investment derivative instrument. This swap has a fair value of (\$6,858,000) and (\$6,816,000) at June 30, 2020 and 2019, respectively.

The second floating-to-fixed interest rate swap associated with the Series 2012D-1 General Revenue Bonds has a notional amount of \$8,090,000 and \$11,845,000 at June 30, 2020 and 2019, respectively, covering a portion of the principal outstanding and the notional amount

UNIVERSITY OF MICHIGAN

Notes to Consolidated Financial Statements—Continued

Note 7—Derivative Instruments—Continued

decreases as principal on the underlying bonds is repaid. The University makes payments based on a fixed rate of 4.685 percent and receives variable rate payments based on the floating SIFMA Municipal Index through the final maturity dates of a portion of the underlying bonds in December 2021. The counterparty has the option of terminating the swaps if for any 180-day period the average variable rate is more than 7.0 percent. During 2020, this swap was determined to be ineffective and was reclassified from an effective cash flow hedge to an investment derivative instrument. This swap has a fair value of (\$343,000) and (\$619,000) at June 30, 2020 and 2019, respectively.

Using rates in effect at June 30, 2020, the projected cash flows for the floating-to-fixed interest rate swaps deemed effective cash flow hedges, along with the debt service requirements of the associated variable rate debt, are summarized as follows:

	Variable Rate Bonds		Swap Payments, Net	Total Payments
	Principal	Interest		
	(in thousands)			
2021	\$ 11,045	\$ 96	\$ 2,044	\$ 13,185
2022	11,490	87	1,707	13,284
2023	11,925	76	1,336	13,337
2024	12,410	66	953	13,429
2025	12,940	55	548	13,543
2026-2030	52,975	105	153	53,233
	\$ 112,785	\$ 485	\$ 6,741	\$ 120,011

By using derivative financial instruments to hedge exposures to changes in interest rates, the University is exposed to termination risk and basis risk. There is termination risk with floating-to-fixed interest rate swaps as the University or swap counterparty may terminate a swap if the other party fails to perform under the terms of the contract or its credit rating falls below investment grade. Termination risk is the risk that the associated variable rate debt no longer carries a synthetic fixed rate and if at the time of termination a swap has a negative fair value, the University is liable to the counterparty for payment equal to the swap's fair value. The University is also exposed to basis risk as a portion of the variable payments paid to the University by the counterparties are based on a percentage of LIBOR. Basis risk is the risk that changes in the relationship between SIFMA and LIBOR may impact the synthetic fixed rate of the variable rate debt. At June 30, 2020 and 2019, the University is not exposed to credit risk as the swaps have negative fair values.

The University is subject to collateral requirements with its counterparties on certain derivative instrument positions. To meet trading margin requirements for bond futures, the University had cash and U.S. government securities with a fair value of \$366,000 and \$10,227,000 at June 30, 2020 and 2019, respectively, on deposit with its futures broker as collateral.

UNIVERSITY OF MICHIGAN

Notes to Consolidated Financial Statements—Continued

**Note 8—Self-Insurance**

The University is self-insured for medical malpractice, workers' compensation, directors' and officers' liability, property damage, auto liability and general liability through Veritas Insurance Corporation. The University is also self-insured for various employee benefits through internally maintained funds.

Claims and expenses are reported when it is probable that a loss has occurred and the amount of the loss can be reasonably estimated. Those losses include an estimate of claims that have been incurred but not reported and the future costs of handling claims. These liabilities are generally based on actuarial valuations and are reported at present value, discounted at a rate of 5 percent.

Changes in the total reported liability for insurance and benefits obligations for the years ended June 30, 2020 and 2019 are summarized as follows:

	<b>2020</b>	<b>2019</b>
	(in thousands)	
Balance, beginning of year	\$ 231,912	\$ 235,162
Claims incurred and changes in estimates	825,721	745,730
Claim payments	(754,202)	(748,980)
Balance, end of year	303,431	231,912
Less current portion	144,827	104,235
	\$ 158,604	\$ 127,677



UNIVERSITY OF MICHIGAN

**Notes to Consolidated Financial Statements—Continued**

**Note 9—Pension Plan**

Metro Health has a noncontributory, single-employer defined benefit pension plan, which covered substantially all employees prior to being frozen at December 31, 2007. The plan generally provides benefits based on each employee’s years of service and final average earnings, as defined, and does not provide any automatic or ad-hoc cost of living adjustments. The Metro Health Board of Directors has the authority to establish and amend benefit provisions of the plan.

The annual pension expense and net pension liability is actuarially calculated using the entry age normal level percent of pay method. Metro Health has elected to measure the net pension liability one year prior to the fiscal year end reporting date and amounts measured at June 30, 2019 and 2018 were determined based on an actuarial valuation at October 1, 2018 and 2017, respectively. There are no significant changes known which would impact the net pension liability between the measurement date and the reporting date, other than typical plan experience.

For purposes of the June 30, 2019 and 2018 measurement dates, the number of plan participants consisted of the following:

	<b>2019</b>	<b>2018</b>
Active participants	545	574
Vested terminated participants	867	905
Retirees, beneficiaries and disabled participants	405	372
	1,817	1,851

UNIVERSITY OF MICHIGAN

Notes to Consolidated Financial Statements—Continued

Note 9—Pension Plan—Continued

Changes in the reported net pension liability for the years ended June 30, 2020 and 2019 are summarized as follows:

	<b>2020</b>		
	Total Pension Liability	Plan Fiduciary Net Position (in thousands)	Net Pension Liability
Balance, beginning of year	\$ 74,209	\$ 77,127	\$ (2,918)
Interest cost	4,957		4,957
Changes in assumptions	3,713		3,713
Differences between expected and actual plan experience	(124)		(124)
Benefit payments	(6,791)	(6,791)	-
Contributions from the employer		1,244	(1,244)
Net investment income:			
Expected investment earnings		5,205	(5,205)
Differences between expected and actual investment earnings		426	(426)
Balance, end of year	<u>\$ 75,964</u>	<u>\$ 77,211</u>	<u>\$ (1,247)</u>
	<b>2019</b>		
	Total Pension Liability	Plan Fiduciary Net Position (in thousands)	Net Pension Liability
Balance, beginning of year	\$ 72,680	\$ 76,503	\$ (3,823)
Interest cost	4,930		4,930
Changes in assumptions	(273)		(273)
Differences between expected and actual plan experience	1,361		1,361
Benefit payments	(4,489)	(4,489)	-
Contributions from the employer		1,047	(1,047)
Net investment income:			
Expected investment earnings		5,234	(5,234)
Differences between expected and actual investment earnings		(1,168)	1,168
Balance, end of year	<u>\$ 74,209</u>	<u>\$ 77,127</u>	<u>\$ (2,918)</u>

The plan fiduciary net position as a percentage of the total pension liability was 102 percent and 104 percent at June 30, 2020 and 2019, respectively.

UNIVERSITY OF MICHIGAN

Notes to Consolidated Financial Statements—Continued

Note 9—Pension Plan—Continued

Significant actuarial assumptions used at the June 30, 2019 and 2018 measurement dates are as follows:

	2019	2018
Discount rate	6.5%	7.0%
Inflation	2.0%	2.0%
Investment rate of return	6.5%	7.0%
Mortality table	RP-2014 Employee and Healthy Annuitant, Scale MP-2018	RP-2014 Employee and Healthy Annuitant, Scale MP-2017

Discount rates are based on the expected rate of return on pension plan investments. The projection of cash flows used to determine the single discount rate for each fiscal year end assumed that employer contributions will be made based on the minimum contribution projection under provisions of ERISA and the Pension Protection Act of 2006, including MAP-21, for future years. Based on the stated assumptions, the pension plan’s fiduciary net position and future contributions were sufficient to finance the future benefit payments of the current plan members for all projection years. As a result, the long-term expected rate of return on pension plan investments was applied to all periods of the projected benefit payments to determine the total pension liability.

The long-term expected rate of return on pension plan investments of 6.5 percent and 7.0 percent at June 30, 2019 and 2018, respectively, was determined using the expected future rates of return for the target asset allocation of the portfolio. The target allocation and best estimate geometric rates of return by asset class are summarized as follows:

	2019		2018	
	Portfolio Allocation	Long-Term Expected Return	Portfolio Allocation	Long-Term Expected Return
U.S. large cap	25.0%	6.4%	25.0%	6.3%
U.S. mid cap	10.5%	7.2%	10.5%	7.1%
U.S. small cap	6.5%	7.8%	6.5%	7.8%
International developed	14.0%	5.1%	14.0%	5.2%
Emerging market	9.0%	5.2%	9.0%	5.1%
STRIPs	7.0%	4.5%	7.0%	4.3%
Corporate 10+ year	28.0%	4.9%	28.0%	5.0%

UNIVERSITY OF MICHIGAN

Notes to Consolidated Financial Statements—Continued

Note 9—Pension Plan—Continued

A one-percentage point change in the discount rate would impact the reported net pension liability at June 30, 2020 and 2019 as follows:

	2020		2019	
	1% Decrease	1% Increase	1% Decrease	1% Increase
	(in thousands)			
Net pension liability	\$ 8,757	\$ (7,292)	\$ 8,313	\$ (6,931)

The components of pension expense (income) for the years ended June 30, 2020 and 2019 are summarized as follows:

	2020	2019
	(in thousands)	
Interest cost	\$ 4,957	\$ 4,930
Expected investment earnings	(5,205)	(5,234)
Amortization of deferred outflows and deferred inflows	817	(7,857)
	\$ 569	\$ (8,161)

Deferred outflows and deferred inflows related to the reported net pension liability at June 30, 2020 and 2019 are summarized as follows:

	2020		2019	
	Deferred Outflows	Deferred Inflows	Deferred Outflows	Deferred Inflows
	(in thousands)			
Changes in assumptions	\$ 2,119	\$ 44		\$ 330
Differences between expected and actual plan experience	217	70	\$ 789	161
Differences between expected and actual investment earnings	701	2,069	934	2,724
	3,037	2,183	1,723	3,215
Contributions made after measurement date	900		1,244	
	\$ 3,937	\$ 2,183	\$ 2,967	\$ 3,215

UNIVERSITY OF MICHIGAN

Notes to Consolidated Financial Statements—Continued

Note 9—Pension Plan—Continued

Deferred outflows and deferred inflows related to changes in assumptions and differences between expected and actual experience will be recognized into expense in the following years ended June 30 based upon the average future work life expectancy of plan participants (in thousands):

2021	\$ 867
2022	(76)
2023	148
2024	(85)
	<u>\$ 854</u>

The inputs used to determine the fair value of the plan’s investments reported at June 30, 2020 and 2019 are summarized as follows:

	2020			Total Fair Value
	Level 1	Level 2	NAV	
	(in thousands)			
Equity securities	\$ 52,917			\$ 52,917
Fixed income securities		\$ 22,818		22,818
Nonmarketable alternative investments			\$ 1,476	1,476
	<u>\$ 52,917</u>	<u>\$ 22,818</u>	<u>\$ 1,476</u>	<u>\$ 77,211</u>
	2019			Total Fair Value
	Level 1	Level 2	NAV	
	(in thousands)			
Equity securities	\$ 53,515			\$ 53,515
Fixed income securities		\$ 22,616		22,616
Nonmarketable alternative investments			\$ 996	996
	<u>\$ 53,515</u>	<u>\$ 22,616</u>	<u>\$ 996</u>	<u>\$ 77,127</u>

UNIVERSITY OF MICHIGAN

**Notes to Consolidated Financial Statements—Continued**

**Note 10—Postemployment Benefits**

The University provides retiree health and welfare benefits, primarily medical, prescription drug, dental and life insurance coverage, to eligible retirees and their eligible dependents. Substantially all full-time regular University employees may become eligible for these benefits if they reach retirement age while working for the University. For employees retiring on or after January 1, 1987, contributions toward health and welfare benefits are shared between the University and the retiree and can vary based on date of hire, date of retirement, age and coverage elections.

The University also provides income replacement benefits, retirement savings contributions, and health and life insurance benefits to substantially all regular University employees that are enrolled in a University sponsored long-term disability plan and qualify, based on disability status while working for the University, to receive basic or expanded long-term disability benefits. Contributions toward the expanded long-term disability plan are shared between the University and employees and vary based on years of service, annual base salary and coverage elections. Contributions toward the basic long-term disability plan are paid entirely by the University.

These postemployment benefits are provided through single-employer plans administered by the University. The Executive Vice Presidents of the University have the authority to establish and amend benefit provisions of the plans.

Actuarial projections of postemployment benefits are based on the substantive plan (the plan as understood by the employer and the plan members) and include the types of benefits provided and announced future changes at the time of each valuation and the historical pattern of sharing benefit costs between the employer and plan members to that point.

The University's reported liability for postemployment benefits obligations is calculated using the entry age normal level percent of pay method. The University has elected to measure the total postemployment liability one year prior to the fiscal year end reporting date and amounts measured at June 30, 2019 and 2018 were determined based on an actuarial valuation at January 1, 2019 and 2018, respectively. There are no significant changes known which would impact the total postemployment liability between the measurement date and the reporting date, other than typical plan experience.

UNIVERSITY OF MICHIGAN

Notes to Consolidated Financial Statements—Continued

Note 10—Postemployment Benefits—Continued

For purposes of the June 30, 2019 and 2018 measurement dates, the number of plan participants consisted of the following:

	<b>2019</b>		<b>2018</b>	
	Retiree Health and Welfare	Long-term Disability	Retiree Health and Welfare	Long-term Disability
Active employees	43,380	37,042	42,559	36,331
Retirees receiving benefits	10,785		10,092	
Surviving spouses	898		871	
Participants receiving disability benefits		560		578
	<b>55,063</b>	<b>37,602</b>	<b>53,522</b>	<b>36,909</b>

UNIVERSITY OF MICHIGAN

Notes to Consolidated Financial Statements—Continued

Note 10—Postemployment Benefits—Continued

Changes in the reported total liability for postemployment benefits obligations for the years ended June 30, 2020 and 2019 are summarized as follows:

	<b>2020</b>		
	Retiree Health and Welfare	Long-term Disability (in thousands)	Total
Balance, beginning of year	\$ 2,815,041	\$ 299,014	\$ 3,114,055
Service cost	102,097	32,018	134,115
Interest cost	111,804	12,219	124,023
Changes in assumptions	156,047	(1,270)	154,777
Differences between expected and actual plan experience	44,773	(6,543)	38,230
Benefit payments	(56,815)	(30,897)	(87,712)
Balance, end of year	3,172,947	304,541	3,477,488
Less current portion	61,750	30,934	92,684
	<u>\$ 3,111,197</u>	<u>\$ 273,607</u>	<u>\$ 3,384,804</u>
	<b>2019</b>		
	Retiree Health and Welfare	Long-term Disability (in thousands)	Total
Balance, beginning of year	\$ 3,002,304	\$ 301,436	\$ 3,303,740
Service cost	112,698	29,235	141,933
Interest cost	110,559	11,241	121,800
Changes in assumptions	(379,778)	(3,537)	(383,315)
Differences between expected and actual plan experience	23,232	(5,697)	17,535
Benefit payments	(53,974)	(33,664)	(87,638)
Balance, end of year	2,815,041	299,014	3,114,055
Less current portion	56,815	30,897	87,712
	<u>\$ 2,758,226</u>	<u>\$ 268,117</u>	<u>\$ 3,026,343</u>

Since a portion of retiree medical services will be provided by the University's health system, the reported liability for postemployment benefits obligations is net of the related margin and fixed costs associated with providing those services which totaled \$628,624,000 and \$579,735,000 at June 30, 2020 and 2019, respectively.



UNIVERSITY OF MICHIGAN

**Notes to Consolidated Financial Statements—Continued**

**Note 10—Postemployment Benefits—Continued**

The University’s liability for postemployment benefits obligations at June 30, 2020 is not reduced by the anticipated Medicare Retiree Drug Subsidy for future periods. This subsidy would reduce the total postemployment benefits liability by approximately \$295,000,000.

Assets used to fund postemployment benefits are not maintained in a separate legal trust. The University has no obligation to make contributions in advance of when insurance premiums or claims are due for payment and currently pays for postemployment benefits on a pay-as-you-go basis. The University’s reported postemployment benefits obligations at June 30, 2020 and 2019 as a percentage of covered payroll of \$4,214,627,000 and \$4,013,983,000 was 83 percent and 78 percent, respectively.

Significant actuarial assumptions used at the June 30, 2019 and 2018 measurement dates are as follows:

	2019	2018
Discount rate*	3.50%	3.87%
Inflation rate	2.00%	2.00%
Immediate/ultimate administrative trend rate	0.0%/3.0%	0.0%/3.0%
Immediate/ultimate medical trend rate	6.0%/4.5%	6.5%/4.5%
Immediate/ultimate Rx trend rate	7.5%/4.5%	9.0%/4.5%
Increase in compensation rate	4.00%	4.00%
Mortality table**	PUB-2010 Teachers Head Count Table, Scale MP-2018	RP-2014 White Collar Head Count Table, Scale MP-2017
Average future work life expectancy (years):		
Retiree health and welfare	9.03	9.14
Long-term disability	11.34	11.47

\* Bond Buyer 20-year General Obligation Municipal Bond Index as of the last publication of the measurement period

\*\* Based on the University’s study of mortality experience from 2015-2019 for the June 30, 2019 measurement date and 2010-2014 for the June 30, 2018 measurement date

UNIVERSITY OF MICHIGAN

Notes to Consolidated Financial Statements—Continued

Note 10—Postemployment Benefits—Continued

A one-percentage point change in the discount rate and assumed health care cost trend rates would impact the reported total liability for postemployment benefits obligations at June 30, 2020 and 2019 as follows:

	2020		2019	
	1% Decrease	1% Increase	1% Decrease	1% Increase
	(in thousands)			
Discount rate:				
Retiree health and welfare	\$ 692,685	\$ (534,811)	\$ 604,507	\$ (467,375)
Long-term disability	\$ 10,615	\$ (10,820)	\$ 11,362	\$ (11,012)
Health care trend rates:				
Retiree health and welfare	\$ (588,152)	\$ 793,519	\$ (511,949)	\$ 688,288
Long-term disability	\$ (10,598)	\$ 10,829	\$ (12,311)	\$ 12,540

The components of postemployment benefits expense for the years ended June 30, 2020 and 2019 are summarized as follows:

	2020		
	Retiree Health and Welfare	Long-term Disability	Total
	(in thousands)		
Service cost	\$ 102,097	\$ 32,018	\$ 134,115
Interest cost	111,804	12,219	124,023
Amortization of deferred outflows and deferred inflows	508	2,446	2,954
	\$ 214,409	\$ 46,683	\$ 261,092
	2019		
	Retiree Health and Welfare	Long-term Disability	Total
	(in thousands)		
Service cost	\$ 112,698	\$ 29,235	\$ 141,933
Interest cost	110,559	11,241	121,800
Amortization of deferred outflows and deferred inflows	(21,731)	3,135	(18,596)
	\$ 201,526	\$ 43,611	\$ 245,137

UNIVERSITY OF MICHIGAN

Notes to Consolidated Financial Statements—Continued

Note 10—Postemployment Benefits—Continued

Deferred outflows and deferred inflows related to the reported total liability for postemployment benefits obligations at June 30, 2020 and 2019 are summarized as follows:

	2020		2019	
	Deferred Outflows	Deferred Inflows	Deferred Outflows	Deferred Inflows
	(in thousands)			
Changes in assumptions	\$ 300,209	\$ 384,678	\$ 189,425	\$ 438,981
Differences between expected and actual plan experience	102,910	10,669	72,475	5,200
	403,119	395,347	261,900	444,181
Benefit payments made after measurement date	92,684		87,712	
	<u>\$ 495,803</u>	<u>\$ 395,347</u>	<u>\$ 349,612</u>	<u>\$ 444,181</u>

Deferred outflows and deferred inflows related to changes in assumptions and the differences between expected and actual plan experience will be recognized into expense in the following years ended June 30 based upon the average future work life expectancy of plan participants (in thousands):

2021	\$ 2,954
2022	2,954
2023	2,954
2024	2,954
2025	2,954
2026 and beyond	(6,998)
	<u>\$ 7,772</u>

UNIVERSITY OF MICHIGAN

**Notes to Consolidated Financial Statements—Continued**

**Note 11—Retirement Plan**

The University has a defined contribution retirement plan for all qualified employees through TIAA and Fidelity Management Trust Company (“FMTC”) mutual funds. All regular and supplemental instructional and primary staff are eligible to participate in the plan based upon age and service requirements. Participants maintain individual contracts with TIAA, or accounts with FMTC, and are fully vested.

For payroll covered under the plan, eligible employees generally contribute 5 percent of their pay and the University generally contributes 10 percent of employees’ pay to the plan. The University contribution commences after an employee has completed one year of employment. Participants may elect to contribute additional amounts to the plans within specified limits that are not matched by University contributions. Contributions and covered payroll under the plan (excluding participants’ additional contributions) for the years ended June 30, 2020 and 2019 are summarized as follows:

	<b>2020</b>	<b>2019</b>
	(in thousands)	
University contributions	\$ 324,186	\$ 304,344
Employee contributions	\$ 169,014	\$ 158,856
Payroll covered under plan	\$ 4,214,627	\$ 4,013,983
Total payroll	\$ 4,389,523	\$ 4,182,021

UNIVERSITY OF MICHIGAN

**Notes to Consolidated Financial Statements—Continued**

**Note 12—Net Position**

The composition of net position at June 30, 2020 and 2019 is summarized as follows:

	<b>2020</b>	<b>2019</b>
	(in thousands)	
Net investment in capital assets	\$ 3,767,199	\$ 3,742,630
Restricted:		
Nonexpendable:		
Permanent endowment corpus	2,483,225	2,328,667
Expendable:		
Net appreciation of permanent endowments	2,055,430	2,144,532
Funds functioning as endowment	2,259,664	2,382,037
Restricted for operations and other	851,709	685,988
Unrestricted	3,109,773	3,520,054
	<b>\$ 14,527,000</b>	<b>\$ 14,803,908</b>

Unrestricted net position is not subject to externally imposed stipulations; however, it is subject to internal restrictions. For example, unrestricted net position may be designated for specific purposes by action of management or the Board of Regents. At June 30, 2020 and 2019, substantially all of the unrestricted net position has been designated for various academic programs, research initiatives and capital projects.

**Note 13—Federal Direct Lending Program**

The University distributed \$316,410,000 and \$279,638,000 during the years ended June 30, 2020 and 2019, respectively, for student loans through the U.S. Department of Education ("DoED") Federal Direct Lending Program. These distributions and related funding sources are not included as expenses and revenues in the accompanying financial statements. The statement of net position includes a receivable of \$1,604,000 and \$2,514,000 at June 30, 2020 and 2019, respectively, for DoED funding received subsequent to distribution.

UNIVERSITY OF MICHIGAN

**Notes to Consolidated Financial Statements—Continued**

**Note 14—Commitments and Contingencies**

Authorized expenditures for construction and other projects unexpended at June 30, 2020 were \$1,502,391,000. Of these expenditures, the University expects that \$1,301,089,000 will be funded by internal sources, gifts, grants and proceeds from borrowings; \$75,397,000 by the State Building Authority and the remaining \$125,905,000 will be funded using unexpended bond proceeds.

Under the terms of various limited partnership agreements approved by the Board of Regents or University officers, the University is obligated to make periodic payments for advance commitments to venture capital, private equity, real estate, natural resources and absolute return strategies. At June 30, 2020, the University had committed, but not paid, a total of \$5,386,280,000 in funding for these alternative investments. Based on historical capital calls and discussions with those managing the limited partnerships, outstanding commitments for such investments are anticipated to be paid in the following years ended June 30 (in thousands):

2021	\$ 1,896,940
2022	1,244,995
2023	888,355
2024	452,971
2025	319,703
2026 and beyond	583,316
	\$ 5,386,280

These commitments are generally able to be called prior to an agreed commitment expiration date and therefore may occur earlier or later than estimated.

The University has entered into capital and operating leases for certain space and equipment, which expire at various dates through 2039. Outstanding commitments for these leases are expected to be paid in the following years ended June 30:

	Capital	Operating
	(in thousands)	
2021	\$ 10,079	\$ 47,342
2022	10,241	42,247
2023	10,361	36,790
2024	8,981	32,505
2025	8,933	28,826
2026-2030	46,249	51,269
2031-2035	44,572	11,130
2036-2039	13,248	
	152,664	\$ 250,109
Less amount representing interest	66,132	
Present value of minimum lease payments	\$ 86,532	

UNIVERSITY OF MICHIGAN

**Notes to Consolidated Financial Statements—Continued**

**Note 14—Commitments and Contingencies—Continued**

Operating lease expenses totaled \$49,215,000 and \$47,572,000 in 2020 and 2019, respectively.

Substantial amounts are received and expended by the University under federal and state programs and are subject to audit by cognizant governmental agencies. This funding relates to research, student aid, patient care and other programs. The University believes that any liabilities arising from such audits will not have a material effect on its financial position.

The University is a party to various pending legal actions and other claims in the normal course of business, and is of the opinion that the outcome of these proceedings will not have a material adverse effect on its financial position.

The University has been served with complaints (or waived service) in cases brought by plaintiffs who allege that Robert Anderson, a former University doctor who died in 2008, sexually assaulted them decades ago. The extent of the impact to the University's financial position and results of operations arising from these complaints cannot be fully determined at this time.

The COVID-19 pandemic and related actions taken by federal and state governments in response may materially impact the University's financial position and its results of operations, including those related to instruction, research, patient care and other auxiliary activities. While the University continues to design and execute plans to mitigate these risks, the extent of the impact to the University will depend on future developments beyond its control, including the overall duration and spread of the outbreak, and cannot be fully determined at this time.

UNIVERSITY OF MICHIGAN

**Notes to Consolidated Financial Statements—Continued**

**Note 15—Operating Expenses by Function**

Operating expenses by functional classification for the years ended June 30, 2020 and 2019 are summarized as follows:

	<b>2020</b>				
	Compensation and Benefits	Supplies and Services	Depreciation (in thousands)	Scholarships and Fellowships	Total
Instruction	\$ 1,074,171	\$ 130,602			\$ 1,204,773
Research	603,920	258,893			862,813
Public service	137,962	68,472			206,434
Academic support	294,759	65,199			359,958
Student services	106,563	25,959			132,522
Institutional support	209,173	78,203			287,376
Operations and maintenance of plant	91,458	232,618			324,076
Auxiliary enterprises	3,531,907	1,714,668			5,246,575
Depreciation			\$ 566,694		566,694
Scholarships and fellowships				\$ 173,073	173,073
	<b>\$ 6,049,913</b>	<b>\$ 2,574,614</b>	<b>\$ 566,694</b>	<b>\$ 173,073</b>	<b>\$ 9,364,294</b>

	<b>2019</b>				
	Compensation and Benefits	Supplies and Services	Depreciation (in thousands)	Scholarships and Fellowships	Total
Instruction	\$ 1,031,768	\$ 163,400			\$ 1,195,168
Research	583,018	274,560			857,578
Public service	132,685	76,032			208,717
Academic support	278,109	87,967			366,076
Student services	100,220	28,743			128,963
Institutional support	196,839	75,132			271,971
Operations and maintenance of plant	92,387	259,190			351,577
Auxiliary enterprises	3,353,925	1,558,780			4,912,705
Depreciation			\$ 567,857		567,857
Scholarships and fellowships				\$ 164,428	164,428
	<b>\$ 5,768,951</b>	<b>\$ 2,523,804</b>	<b>\$ 567,857</b>	<b>\$ 164,428</b>	<b>\$ 9,025,040</b>



UNIVERSITY OF MICHIGAN

Notes to Consolidated Financial Statements—Continued

Note 16—UM Health

Condensed financial information for UM Health, a blended component unit, before the elimination of certain intra-University transactions, at and for the years ended June 30, 2020 and 2019 is as follows:

	2020	2019
	(in thousands)	
<b>Condensed Statement of Net Position</b>		
Assets:		
Current assets	\$ 128,493	\$ 78,296
Noncurrent assets	265,182	258,841
Total assets	393,675	337,137
Deferred outflows	5,535	5,479
Total assets and deferred outflows	\$ 399,210	\$ 342,616
Liabilities:		
Current liabilities	\$ 86,184	\$ 49,389
Noncurrent liabilities	220,892	208,875
Total liabilities	307,076	258,264
Deferred inflows	4,662	5,860
Net position:		
Net investment in capital assets	31,229	19,765
Restricted:		
Nonexpendable	682	3,881
Expendable	14,252	13,567
Unrestricted	41,309	41,279
Total net position	87,472	78,492
Total liabilities, deferred inflows and net position	\$ 399,210	\$ 342,616
<b>Condensed Statement of Revenues, Expenses and Changes in Net Position</b>		
Operating revenues	\$ 465,138	\$ 472,905
Operating expenses other than depreciation expense	439,535	438,974
Depreciation expense	21,195	22,028
Operating income	4,408	11,903
Nonoperating revenues (expenses), net	9,144	(6,966)
Other expenses, net	(4,572)	(4,986)
Increase (decrease) in net position	8,980	(49)
Net position, beginning of year	78,492	78,541
Net position, end of year	\$ 87,472	\$ 78,492
<b>Condensed Statement of Cash Flows</b>		
Net cash provided by operating activities	\$ 71,492	\$ 15,865
Net cash provided by (used in) noncapital financing activities	36,339	(1,033)
Net cash used in capital and related financing activities	(44,128)	(53,924)
Net cash (used in) provided by investing activities	(1,220)	23,942
Net increase (decrease) in cash and cash equivalents	62,483	(15,150)
Cash and cash equivalents, beginning of year	6,177	21,327
Cash and cash equivalents, end of year	\$ 68,660	\$ 6,177

UNIVERSITY OF MICHIGAN

**Required Supplementary Information (Unaudited)**

**Pension Plan**

Changes in the reported net pension liability for the years ended June 30 are summarized as follows (amounts in thousands):

	2020	2019	2018	2017
<b>Total Pension Liability</b>				
Interest cost	\$ 4,957	\$ 4,930	\$ 5,013	\$ 4,482
Changes in assumptions	3,713	(273)	(822)	(24,906)
Differences between expected and actual plan experience	(124)	1,361	(767)	2,067
Benefit payments	(6,791)	(4,489)	(4,712)	(4,089)
Net change in total pension liability	1,755	1,529	(1,288)	(22,446)
Total pension liability, beginning of year	74,209	72,680	73,968	96,414
Total pension liability, end of year	\$ 75,964	\$ 74,209	\$ 72,680	\$ 73,968
<b>Plan Fiduciary Net Position</b>				
Benefit payments	\$ (6,791)	(4,489)	(4,712)	(4,089)
Contributions from the employer	1,244	1,047	2,171	2,903
Net investment income:				
Expected investment earnings	5,205	5,234	4,848	3,166
Differences between expected and actual investment earnings	426	(1,168)	3,664	1,316
Net change in plan fiduciary net position	84	624	5,971	3,296
Plan fiduciary net position, beginning of year	77,127	76,503	70,532	67,236
Plan fiduciary net position, end of year	\$ 77,211	\$ 77,127	\$ 76,503	\$ 70,532
Net pension liability, end of year	\$ (1,247)	\$ (2,918)	\$ (3,823)	\$ 3,436
Plan fiduciary net position as a percentage of the total pension liability	102%	104%	105%	95%

UNIVERSITY OF MICHIGAN

**Required Supplementary Information (Unaudited)—Continued**

**Pension Plan—Continued**

Employer contributions in relation to actuarially determined contributions for the years ended June 30 are as follows:

	Employer Contributions*	Actuarially Determined Contributions (in thousands)	(Deficient) Excess Contributions
2020	\$ 900	\$ 1,336	\$ (436)
2019	\$ 1,244	\$ 393	\$ 851
2018	\$ 1,047	\$ 1,622	\$ (575)
2017	\$ 2,171	\$ 1,754	\$ 417

\* Reflects no employer contributions after April 30 of the respective fiscal year

Significant methods and assumptions used to calculate the actuarially determined contributions for the years ended June 30 are as follows:

Actuarially determined contributions      The plan is subject to funding requirements under the provisions of ERISA and the Pension Protection Act of 2006 (including MAP-21, HATFA and BBA). The actuarially determined contributions represent the IRC Section 430 minimum required contributions.

Contributions in relation to actuarially determined contributions      Under IRC Section 430, the due date to pay minimum required contributions for the plan year is generally 8½ months after the end of the plan year. For the plan years ended September 30, contributions are due by June 15 of the following year.

Actuarial cost method      Unit Credit method

Asset valuation method      24-month smoothed value of assets

	First Segment Rate	Second Segment Rate	Third Segment Rate	Effective Rate
	2020	3.92%	5.52%	6.29%
2019	4.16%	5.72%	6.48%	5.94%
2018	4.16%	5.72%	6.48%	5.93%
2017	4.43%	5.91%	6.65%	6.13%

Mortality      Prescribed by the Secretary of Treasury and described in Treasury regulation 1.430(h)(3)-1. Based on the RP-2000 gender distinct table that reflects projected mortality improvements 15 years into the future from the valuation date for nonannuitants and seven years into the future for annuitants.

UNIVERSITY OF MICHIGAN

**Required Supplementary Information (Unaudited)—Continued**

**Postemployment Benefits**

The historical reconciliation of the reported total liability for postemployment benefits obligations for the years ended June 30 is summarized as follows (amounts in thousands):

	2020	2019	2018	2017
Service cost	\$ 134,115	\$ 141,933	\$ 143,787	\$ 122,073
Interest cost	124,023	121,800	94,153	108,561
Changes in assumptions	154,777	(383,315)	(107,874)	255,041
Differences between expected and actual plan experience	38,230	17,535	52,721	14,028
Benefit payments	(87,712)	(87,638)	(77,374)	(72,302)
Net change	<u>\$ 363,433</u>	<u>\$ (189,685)</u>	<u>\$ 105,413</u>	<u>\$ 427,401</u>
Total liability, end of year	\$ 3,477,488	\$ 3,114,055	\$ 3,303,740	\$ 3,198,327
Covered employee payroll	\$ 4,214,627	\$ 4,013,983	\$ 3,792,553	\$ 3,568,918
Total liability, as a percentage of covered employee payroll	83%	78%	87%	90%

Discount rates used in determining the reported total liability for postemployment benefits obligations at June 30 are as follows:

2020	3.50%
2019	3.87%
2018	3.58%
2017	2.85%
2016	3.80%

University of Michigan  
Schedule of Expenditures of Federal Awards  
For the Year Ended June 30, 2020

Cluster Title/Federal Grantor/Program	Type	Pass-Through Grantor	Award Identifier	CFDA Number	CFDA Program Title	Federal Expenditures	Passed-Through to Subrecipients
<b>STUDENT FINANCIAL AID CLUSTER</b>							
Education, Department of	Direct			84.007	Federal Supplemental Educational Opportunity Grant	\$ 2,236,325	\$ -
Education, Department of	Direct			84.033	Federal Work-Study Program	\$ 6,317,707	\$ -
					Federal Perkins Loan Program Federal Capital Contributions - Balance Outstanding at Beginning of Year	\$ 53,340,433	\$ -
Education, Department of	Direct			84.038		\$ 53,997,761	\$ -
Education, Department of	Direct			84.063	Federal Pell Grant Program	\$ 316,409,942	\$ -
Education, Department of	Direct			84.268	William D. Ford Federal Direct Loan Program	\$ 40,971	\$ -
Education, Department of	Direct			84.379	Teacher Education Assistance for College and Higher Education Grants (TEACH Grants)	\$ 432,343,139	\$ -
					Total Education, Department of	\$ -	\$ -
					Nurse Faculty Loan Program (NFLP) - Balance Outstanding at Beginning of Year	\$ 4,015,134	\$ -
Health and Human Services, Department of	Direct			93.264		\$ 609,490	\$ -
Health and Human Services, Department of	Direct			93.264	Nurse Faculty Loan Program (NFLP) - New Loans	\$ 4,624,624	\$ -
					Health Professions Student Loans, Including Primary Care Loans/Loans for Disadvantaged Students - Balance Outstanding at Beginning of Year	\$ 10,202,650	\$ -
Health and Human Services, Department of	Direct			93.342		\$ 1,686,691	\$ -
Health and Human Services, Department of	Direct			93.342	Health Professions Student Loans, Including Primary Care Loans/Loans for Disadvantaged Students - New Loans	\$ 11,889,341	\$ -
					Nursing Student Loans - Balance Outstanding at Beginning of Year	\$ 1,873,568	\$ -
Health and Human Services, Department of	Direct			93.364		\$ 295,878	\$ -
Health and Human Services, Department of	Direct			93.364	Nursing Student Loans - New Loans	\$ 2,169,446	\$ -
					Scholarships for Health Professions Students from Disadvantaged Backgrounds - Balance Outstanding at Beginning of Year	\$ 4,720,791	\$ -
Health and Human Services, Department of	Direct			93.925		\$ 662,403	\$ -
Health and Human Services, Department of	Direct			93.925	Scholarships for Health Professions Students from Disadvantaged Backgrounds - New Loans	\$ 5,383,194	\$ -
					Total Health and Human Services, Department of	\$ 24,066,605	\$ -
					<b>Total student financial aid cluster</b>	<b>\$ 456,409,744</b>	<b>\$ -</b>
<b>HIGHWAY PLANNING AND CONSTRUCTION CLUSTER</b>							
Transportation, Department of		Pass-Through Michigan, State of, Transportation, Department of	2014-0006/Job 122203	20.205	Highway Planning and Construction	\$ 86,201	\$ -
Transportation, Department of		Pass-Through Michigan, State of, Transportation, Department of	2020-0006	20.205	Highway Planning and Construction	\$ 8,303	\$ -
					<b>Total highway planning and construction cluster</b>	<b>\$ 94,504</b>	<b>\$ -</b>
<b>HIGHWAY SAFETY CLUSTER</b>							
Transportation, Department of		Pass-Through Michigan, State of, State Police	TR-19-04	20.600	State and Community Highway Safety	\$ 185,716	\$ -
Transportation, Department of		Pass-Through Michigan, State of, State Police	TR-19-08	20.600	State and Community Highway Safety	\$ 33,238	\$ -
Transportation, Department of		Pass-Through Michigan, State of, State Police	TR-20-05	20.600	State and Community Highway Safety	\$ 394,389	\$ -
						\$ 613,343	\$ -
Transportation, Department of		Pass-Through Michigan, State of, Secretary of State	231, 19000000197	20.616	National Priority Safety Programs	\$ 176,895	\$ -
Transportation, Department of		Pass-Through Michigan, State of, State Police	TR-19-04	20.616	National Priority Safety Programs	\$ 43,563	\$ -
Transportation, Department of		Pass-Through Michigan, State of, State Police	TR-19-05	20.616	National Priority Safety Programs	\$ 44,601	\$ -
Transportation, Department of		Pass-Through Michigan, State of, State Police	TR-19-06	20.616	National Priority Safety Programs	\$ 53,259	\$ -
Transportation, Department of		Pass-Through Michigan, State of, State Police	TR-20-03	20.616	National Priority Safety Programs	\$ 68,552	\$ -
						\$ 386,870	\$ -
					<b>Total highway safety cluster</b>	<b>\$ 1,000,213</b>	<b>\$ -</b>
<b>TRIO CLUSTER</b>							
Education, Department of	Direct		P047M170268	84.047	TRIO Upward Bound	\$ 272,405	\$ -
					<b>Total trio cluster</b>	<b>\$ 272,405</b>	<b>\$ -</b>
<b>AGING CLUSTER</b>							
Health and Human Services, Department of		Pass-Through Washtenaw, County of	CR 45755.2	93.045	Special Programs for the Aging, Title III, Part C, Nutrition Services	\$ (1,499)	\$ -
					<b>Total aging cluster</b>	<b>\$ (1,499)</b>	<b>\$ -</b>
<b>HEAD START CLUSTER</b>							
Health and Human Services, Department of	Direct		90YR0111-01-00	93.600	Head Start	\$ 10,636	\$ -
Health and Human Services, Department of		Pass-Through Genesee Intermediate School District	05HP000104-01-00	93.600	Head Start	\$ (29,072)	\$ -
Health and Human Services, Department of		Pass-Through Wayne State University	90YR0092	93.600	Head Start	\$ 11,952	\$ -
Health and Human Services, Department of		Pass-Through Wayne State University	WSU19129	93.600	Head Start	\$ 37,469	\$ -
					<b>Total head start cluster</b>	<b>\$ 30,985</b>	<b>\$ -</b>



University of Michigan  
Schedule of Expenditures of Federal Awards  
For the Year Ended June 30, 2020

Cluster Title/Federal Grantor/Program	Type	Pass-Through Grantor	Award Identifier	CFDA Number	CFDA Program Title	Federal Expenditures	Passed-Through to Subrecipients
Health and Human Services, Department of	Pass-Through Michigan, State of, Health and Human Services, Department of		E20203065-Project AQ	93.778	Medical Assistance Program	10,452	-
Health and Human Services, Department of	Pass-Through Michigan, State of, Health and Human Services, Department of		E20203108-Project AI	93.778	Medical Assistance Program	103,246	-
Health and Human Services, Department of	Pass-Through Michigan, State of, Health and Human Services, Department of		E20203109-Project AK	93.778	Medical Assistance Program	310,364	-
Health and Human Services, Department of	Pass-Through Michigan, State of, Health and Human Services, Department of		E20203277-Project BH	93.778	Medical Assistance Program	2,364	-
Health and Human Services, Department of	Pass-Through Michigan, State of, Health and Human Services, Department of		E20203374-Project AW	93.778	Medical Assistance Program	1,037,459	-
Health and Human Services, Department of	Pass-Through Michigan, State of, Health and Human Services, Department of		E20203375-Project AA	93.778	Medical Assistance Program	73,832	-
Health and Human Services, Department of	Pass-Through Michigan, State of, Health and Human Services, Department of		E20203377-Project Q	93.778	Medical Assistance Program	13,801	-
Health and Human Services, Department of	Pass-Through Michigan, State of, Health and Human Services, Department of		E20203602-Project CK	93.778	Medical Assistance Program	75,938	-
Health and Human Services, Department of	Pass-Through Michigan, State of, Health and Human Services, Department of		E20203791-Project CP	93.778	Medical Assistance Program	14,827	-
Health and Human Services, Department of	Pass-Through Michigan, State of, Health and Human Services, Department of		E20203800-Project CM	93.778	Medical Assistance Program	514	-
Health and Human Services, Department of	Pass-Through Michigan, State of, Health and Human Services, Department of		E20203819-Project CO	93.778	Medical Assistance Program	27,771	-
<b>Total medicaid cluster</b>						<b>\$ 7,402,238</b>	<b>\$ -</b>
<b>RESEARCH AND DEVELOPMENT CLUSTER</b>							
Agriculture, Department of	Direct		12305b19p0069	10.RD		\$ 15,515	\$ -
Agriculture, Department of	Direct		15-JV-11242309-073	10.RD		22,856	-
Agriculture, Department of	Direct		16-CR-11242306-071	10.RD		4,089	-
Agriculture, Department of	Direct		17-CR-11242306-028	10.RD		19,891	-
Agriculture, Department of	Direct		19-CR-11242306-007	10.RD		12,188	-
Agriculture, Department of	Direct		19-CR-11242306-096	10.RD		15,805	-
						<b>\$ 90,344</b>	<b>\$ -</b>
Agriculture, Department of	Direct		17-7415-1329-CA	10.028	Wildlife Services	\$ 10,454	\$ -
Agriculture, Department of	Pass-Through University of Washington		UWSC9961	10.156	Federal-State Marketing Improvement Program	\$ 5,694	\$ -
Agriculture, Department of	Direct		N118MSCFRXXXG046	10.202	Cooperative Forestry Research	\$ 64,955	\$ -
Agriculture, Department of	Direct		N119MSCFRXXXG057	10.202	Cooperative Forestry Research	272,497	-
Agriculture, Department of	Direct		N120MSCFRXXXG025	10.202	Cooperative Forestry Research	388	-
						<b>\$ 337,840</b>	<b>\$ -</b>
Agriculture, Department of	Pass-Through University of Minnesota		H006607425	10.215	Sustainable Agriculture Research and Education	\$ 8,424	\$ -
Health and Human Services, Department of	Pass-Through University of Minnesota		H007179361	10.215	Sustainable Agriculture Research and Education	750	-
						<b>\$ 9,174</b>	<b>\$ -</b>
Agriculture, Department of	Direct		58-4000-8-0048-R	10.253	Consumer Data and Nutrition Research	\$ 2,008	\$ -
Agriculture, Department of	Direct		58-4000-9-0042-R	10.253	Consumer Data and Nutrition Research	11,487	-
Agriculture, Department of	Direct		59-4000-8-0065	10.253	Consumer Data and Nutrition Research	37,794	-
Agriculture, Department of	Direct		59-4000-8-0066	10.253	Consumer Data and Nutrition Research	10,703	-
Agriculture, Department of	Direct		59-5000-5-0008	10.253	Consumer Data and Nutrition Research	(124)	-
Agriculture, Department of	Pass-Through University of Kentucky		3200000900-20-211/7800005160	10.253	Consumer Data and Nutrition Research	4,628	-
						<b>\$ 66,496</b>	<b>\$ -</b>
Agriculture, Department of	Direct		2019-51106-30193	10.303	Integrated Programs	\$ 2,581	\$ 533
Agriculture, Department of	Direct		2015-67013-22953	10.310	Agriculture and Food Research Initiative (AFRI)	\$ 78,034	\$ 78,034
Agriculture, Department of	Direct		2015-67015-27094	10.310	Agriculture and Food Research Initiative (AFRI)	18,766	35,493
Agriculture, Department of	Direct		2017-67019-26292	10.310	Agriculture and Food Research Initiative (AFRI)	41,629	18,077
Agriculture, Department of	Direct		2018-67030-28239	10.310	Agriculture and Food Research Initiative (AFRI)	35,454	-
Agriculture, Department of	Direct		2018-67030-28497	10.310	Agriculture and Food Research Initiative (AFRI)	21,121	1,935
Agriculture, Department of	Direct		2019-67019-29460	10.310	Agriculture and Food Research Initiative (AFRI)	135,710	-
Agriculture, Department of	Pass-Through Embry-Riddle Aeronautical University		61572-01	10.310	Agriculture and Food Research Initiative (AFRI)	25,931	-
Agriculture, Department of	Pass-Through Husson University		2018-UM-01	10.310	Agriculture and Food Research Initiative (AFRI)	59,728	-
Agriculture, Department of	Pass-Through Michigan State University		RC104749B	10.310	Agriculture and Food Research Initiative (AFRI)	559,411	-
Agriculture, Department of	Pass-Through New Jersey Institute of Technology		997158	10.310	Agriculture and Food Research Initiative (AFRI)	53,988	-
Agriculture, Department of	Pass-Through University at Buffalo		R996610	10.310	Agriculture and Food Research Initiative (AFRI)	56,956	-
						<b>\$ 1,086,728</b>	<b>\$ 133,539</b>
Agriculture, Department of	Pass-Through CHN Nebraska (dba Gretchen Swanson Center for Nutrition)		Subrecipient Agreement	10.331	Food Insecurity Nutrition Incentive Grants Program	\$ 13,597	\$ -
Agriculture, Department of	Direct		2014-JV-11261975-073	10.652	Forestry Research	\$ (1,165)	\$ -
Agriculture, Department of	Direct		18-DG-11420004-182	10.674	Wood Utilization Assistance	\$ 75,127	\$ -
Agriculture, Department of	Direct		19-DG-11420000-308	10.674	Wood Utilization Assistance	8,780	-
Agriculture, Department of	Pass-Through University of Washington		UWSC10647	10.674	Wood Utilization Assistance	12,261	-
						<b>\$ 96,168</b>	<b>\$ -</b>
Agriculture, Department of	Direct		19-JV-11261955-080	10.707	Research Joint Venture and Cost Reimbursable Agreements	\$ 22,337	\$ -
Agriculture, Department of	Pass-Through University of Maryland, College Park		85121-Z5150202	10.950	Agricultural Statistics Reports	\$ 12,751	\$ -
Total Agriculture, Department of						<b>\$ 1,752,999</b>	<b>\$ 134,072</b>
Commerce, Department of	Direct		0099-FY16-IPA-0002	11.RD		\$ (13,361)	\$ -
Commerce, Department of	Direct		IPA#0099-FY19-IPA-0102.000	11.RD		35,336	-
Commerce, Department of	Direct		RA133W17CN0166	11.RD		192,899	-
Commerce, Department of	Pass-Through Consortium for Ocean Leadership		76911	11.RD		(2,060)	-
						<b>\$ 212,814</b>	<b>\$ -</b>
Commerce, Department of	Direct		NA18SEC0080006	11.008	NOAA Mission-Related Education Awards	\$ 119,921	\$ 83,753
Commerce, Department of	Pass-Through Consortium for Ocean Leadership		SA# 20-09	11.008	NOAA Mission-Related Education Awards	7,896	-
Commerce, Department of	Pass-Through University of New Hampshire		L0006	11.008	NOAA Mission-Related Education Awards	104,909	59,515
						<b>\$ 232,726</b>	<b>\$ 143,268</b>
Commerce, Department of	Pass-Through Great Lakes Observing System (GLOS)		IOOS/DATA-09	11.012	Integrated Ocean Observing System (IOOS)	\$ 71,412	\$ -
Commerce, Department of	Pass-Through University of Maryland, College Park		SA7525796B	11.012	Integrated Ocean Observing System (IOOS)	127,906	-
						<b>\$ 199,318</b>	<b>\$ -</b>
Commerce, Department of	Direct		ED17HDQ0200083	11.020	Cluster Grants	\$ 120,346	\$ -

University of Michigan  
Schedule of Expenditures of Federal Awards  
For the Year Ended June 30, 2020

Cluster Title/Federal Grantor/Program	Type	Pass-Through Grantor	Award Identifier	CFDA Number	CFDA Program Title	Federal Expenditures	Passed-Through to Subrecipients
Commerce, Department of	Direct		ED19HDQ020001	11.020	Cluster Grants	79,287	-
						\$ 199,633	\$ -
Commerce, Department of	Direct		ED16CHI3030032	11.303	Economic Development Technical Assistance	16,445	-
Commerce, Department of	Direct		ED16CHI3030032	11.303	Economic Development Technical Assistance	45,196	-
						\$ 61,641	\$ -
Commerce, Department of	Direct		ED16HDQ3130040	11.313	Trade Adjustment Assistance for Firms	(1)	-
Commerce, Department of	Direct		ED17HDQ3130045	11.313	Trade Adjustment Assistance for Firms	197,842	-
Commerce, Department of	Direct		ED18HDQ3130005	11.313	Trade Adjustment Assistance for Firms	1,117,978	-
Commerce, Department of	Direct		ED19HDQ3130099	11.313	Trade Adjustment Assistance for Firms	387,963	-
						\$ 1,703,782	\$ -
Commerce, Department of	Direct		NA14OAR4170070	11.417	Sea Grant Support	454,061	22,470
Commerce, Department of	Direct		NA18OAR4170102	11.417	Sea Grant Support	1,453,516	1,072,199
Commerce, Department of	Direct		NA18OAR4170126	11.417	Sea Grant Support	9,192	-
Commerce, Department of	Direct		NA19OAR4170001	11.417	Sea Grant Support	35,732	-
Commerce, Department of	Direct		NA19OAR4170002	11.417	Sea Grant Support	36,849	-
Commerce, Department of	Direct		NA19OAR4170003	11.417	Sea Grant Support	38,520	-
Commerce, Department of	Direct		NA19OAR4170355	11.417	Sea Grant Support	19,145	19,145
Commerce, Department of	Pass-Through Ohio Sea Grant		60063781	11.417	Sea Grant Support	35,157	-
Commerce, Department of	Pass-Through University of Illinois-Urbana-Champaign		091182-17109	11.417	Sea Grant Support	14,618	-
						\$ 2,096,790	\$ 1,113,814
Commerce, Department of	Direct		NA14NOS4190145	11.419	Coastal Zone Management Administration Awards	5,282,817	4,601,938
Commerce, Department of	Direct		NA19NOS4190058	11.419	Coastal Zone Management Administration Awards	309,958	-
Commerce, Department of	Pass-Through Michigan, State of, Environment, Great Lakes, and Energy, Department of		17-Resiliency Strategy-002	11.419	Coastal Zone Management Administration Awards	(572)	-
Commerce, Department of	Pass-Through Michigan, State of, Environment, Great Lakes, and Energy, Department of		18-Clean Marinas-002	11.419	Coastal Zone Management Administration Awards	(1,146)	-
Commerce, Department of	Pass-Through Michigan, State of, Environment, Great Lakes, and Energy, Department of		18-Resiliency Strategy-002	11.419	Coastal Zone Management Administration Awards	1,352	-
Commerce, Department of	Pass-Through Michigan, State of, Environment, Great Lakes, and Energy, Department of		19-Resiliency Strategy-003	11.419	Coastal Zone Management Administration Awards	123,235	-
Commerce, Department of	Pass-Through Michigan, State of, Natural Resources, Department of		19-Clean Marinas-002	11.419	Coastal Zone Management Administration Awards	17,466	-
Commerce, Department of	Pass-Through Michigan, State of, Natural Resources, Department of		20-PSM-003	11.419	Coastal Zone Management Administration Awards	13,250	-
						\$ 5,746,360	\$ 4,601,938
Commerce, Department of	Direct		NA15OAR4310148	11.431	Climate and Atmospheric Research	453,440	84,944
Commerce, Department of	Direct		NA18OAR4310116	11.431	Climate and Atmospheric Research	127,299	-
Commerce, Department of	Direct		NA18OAR4310263	11.431	Climate and Atmospheric Research	112,113	40,303
Commerce, Department of	Pass-Through Syracuse University		SP-30762-1-05457-S03	11.431	Climate and Atmospheric Research	5,066	-
						\$ 697,918	\$ 125,247
Commerce, Department of	Direct		NA12OAR4320071	11.432	National Oceanic and Atmospheric Administration (NOAA) Cooperative Institutes	(24)	-
Commerce, Department of	Direct		NA17OAR4320152	11.432	National Oceanic and Atmospheric Administration (NOAA) Cooperative Institutes	4,927,300	1,532,884
						\$ 4,927,276	\$ 1,532,884
Commerce, Department of	Direct		NA18OAR4590363	11.459	Weather and Air Quality Research	170,975	97,508
Commerce, Department of	Direct		NA19OAR4590140	11.459	Weather and Air Quality Research	126,477	-
						\$ 297,452	\$ 97,508
Commerce, Department of	Direct		NA16NOS4780209	11.478	Center for Sponsored Coastal Ocean Research Coastal Ocean Program	311,655	-
Commerce, Department of	Direct		60NANB17D191	11.609	Measurement and Engineering Research and Standards	304,535	119,312
Commerce, Department of	Direct		70NANB16H205	11.609	Measurement and Engineering Research and Standards	407	-
Commerce, Department of	Direct		70NANB17H163	11.609	Measurement and Engineering Research and Standards	278,431	-
Commerce, Department of	Direct		70NANB17H176	11.609	Measurement and Engineering Research and Standards	266,773	-
Commerce, Department of	Direct		70NANB17H291	11.609	Measurement and Engineering Research and Standards	85,131	11,186
Commerce, Department of	Direct		70NANB18H140	11.609	Measurement and Engineering Research and Standards	64,629	-
Commerce, Department of	Direct		70NANB19H090	11.609	Measurement and Engineering Research and Standards	89,237	-
						\$ 1,089,143	\$ 130,498
						\$ 17,776,508	\$ 7,745,157
Defense, Department of	Direct		20-EPA-RQ-03	12.RD		14,454	-
Defense, Department of	Direct		FA8650-19-C-1831	12.RD		126,060	-
Defense, Department of	Direct		FA8650-19-C-9105	12.RD		1,080,089	-
Defense, Department of	Direct		FA8750-19-C-0531	12.RD		176,760	-
Defense, Department of	Direct		Goodson IPA	12.RD		150,401	-
Defense, Department of	Direct		HDTRA-1-15-C-0049	12.RD		(26)	-
Defense, Department of	Direct		HDTRA1-17-C-00001	12.RD		(2,292)	-
Defense, Department of	Direct		HDTRA1-17-C-0001	12.RD		1,531	-
Defense, Department of	Direct		HDTRA1-17-C-0001	12.RD		271,765	-
Defense, Department of	Direct		HDTRA117C0046/CLIN002	12.RD		5,087	-
Defense, Department of	Direct		HDTRA117C0046/CLIN003	12.RD		227,023	-
Defense, Department of	Direct		HDTRA118C0073	12.RD		332,540	-
Defense, Department of	Direct		HDTRA118C0073	12.RD		773,989	-
Defense, Department of	Direct		HDTRA119C0054	12.RD		60,163	-
Defense, Department of	Direct		HDTRA119C0054	12.RD		171,408	-
Defense, Department of	Direct		HQ0727-17-2-4100	12.RD		12,132	-
Defense, Department of	Direct		HR0011-15-C-0142	12.RD		79,267	-
Defense, Department of	Direct		HR001118C0019	12.RD		717,801	361,856
Defense, Department of	Direct		N00014-18-C-1025	12.RD		318,263	-
Defense, Department of	Direct		N00014-19-C-1029	12.RD		67,481	-



University of Michigan  
Schedule of Expenditures of Federal Awards  
For the Year Ended June 30, 2020

Cluster Title/Federal Grantor/Program	Type	Pass-Through Grantor	Award Identifier	CFDA Number	CFDA Program Title	Federal Expenditures	Passed-Through to Subrecipients
Defense, Department of	Direct		N00140-06-G-0028	12.RD		1,026	-
Defense, Department of	Direct		N00173-19-P-0050	12.RD		19,919	-
Defense, Department of	Direct		N00174-16-C-0021	12.RD		(27,455)	-
Defense, Department of	Direct		N00174-16-C-0027	12.RD		(494)	-
Defense, Department of	Direct		N65540-10-C-0003	12.RD		(4,858)	-
Defense, Department of	Direct		W56HZV-17-P-L507	12.RD		(2,387)	-
Defense, Department of	Direct		W81XWH-17-C-0246	12.RD		524,107	-
Defense, Department of	Direct		W81XWH1810078	12.RD		864,166	-
Defense, Department of	Direct		W81XWH1810443	12.RD		258,979	-
Defense, Department of	Direct		W911QY-15-C-0053	12.RD		365,418	66,986
Defense, Department of	Direct		W912HQ18C0019	12.RD		(365)	-
Defense, Department of	Direct		W912HQ19P0097	12.RD		26,968	-
Defense, Department of	Pass-Through	American Lightweight Materials Manufacturing Innovation Institute	4007-01	12.RD		914	-
Defense, Department of	Pass-Through	American Lightweight Materials Manufacturing Innovation Institute	A017-03	12.RD		34,296	-
Defense, Department of	Pass-Through	Daniel H. Wagner Associates, Inc.	129541-0001	12.RD		71,731	-
Defense, Department of	Pass-Through	Daniel H. Wagner Associates, Inc.	9221-0001	12.RD		43,166	-
Defense, Department of	Pass-Through	Eagle Harbor Technologies, Inc.	Research Agreement	12.RD		6,319	-
Defense, Department of	Pass-Through	ERC, Inc.	PS190002	12.RD		171,937	-
Defense, Department of	Pass-Through	ERC, Inc.	PS190036	12.RD		29,879	-
Defense, Department of	Pass-Through	General Dynamics Information Technology	DVBIC-SC-14-0013/ #07ESM912302	12.RD		65,452	-
Defense, Department of	Pass-Through	Infocitex Corporation	IDIQ 6000-S009, TO 0002, PO 17	12.RD		33,193	-
Defense, Department of	Pass-Through	Innovative Bio Therapies (IBT)	Project specific addendum	12.RD		1,923	-
Defense, Department of	Pass-Through	Innovative Bio Therapies (IBT)	SSP9825	12.RD		1,493	-
Defense, Department of	Pass-Through	Innovision LLC	Research Agreement	12.RD		117,192	-
Defense, Department of	Pass-Through	iReprogram, LLC	Roundtable Research Agreement	12.RD		271,415	-
Defense, Department of	Pass-Through	Johns Hopkins University	151533	12.RD		720,087	194,709
Defense, Department of	Pass-Through	Kapteyn-Murnane Laboratories, Inc	Res Agrmt # 19953	12.RD		128,141	-
Defense, Department of	Pass-Through	Leidos, Inc.	P010183085	12.RD		(3,245)	-
Defense, Department of	Pass-Through	Leidos, Inc.	P010183085	12.RD		89,105	-
Defense, Department of	Pass-Through	Leidos, Inc.	P010184830	12.RD		34,420	-
Defense, Department of	Pass-Through	Leidos, Inc.	P010217713	12.RD		(37,193)	-
Defense, Department of	Pass-Through	Leidos, Inc.	P010217713	12.RD		680,146	-
Defense, Department of	Pass-Through	Leidos, Inc.	PO 10204554	12.RD		2,542	-
Defense, Department of	Pass-Through	Michigan Engineering Services	P.O. 1021.1	12.RD		41,099	-
Defense, Department of	Pass-Through	NanoFlex Power Corporation	Cooperative Agreement	12.RD		(20,561)	-
Defense, Department of	Pass-Through	National Center for Manufacturing Sciences	201968-140995	12.RD		105,212	-
Defense, Department of	Pass-Through	nLIGHT, Inc.	Research Agreement	12.RD		46,296	-
Defense, Department of	Pass-Through	Northern California Institute for Research & Education, Inc. (NCIRE)	WEI1808-1818	12.RD		12	-
Defense, Department of	Pass-Through	Oceanit Laboratories, Inc.	A18B-T010	12.RD		(22)	-
Defense, Department of	Pass-Through	Oceanografic de Valencia	Subaward Contract	12.RD		63,730	-
Defense, Department of	Pass-Through	Ohio State University, The	60070656	12.RD		5,000	-
Defense, Department of	Pass-Through	Optimal Solutions	Research Agreement	12.RD		57,628	-
Defense, Department of	Pass-Through	Palo Alto Research Center (PARC)	P315663	12.RD		18,618	-
Defense, Department of	Pass-Through	PAR Government Systems Corporation	PGSC-SC111346-04	12.RD		(5,427)	-
Defense, Department of	Pass-Through	Partners Health Care System	233453	12.RD		6,407	-
Defense, Department of	Pass-Through	Physical Sciences, Inc.	SC# 76052-1948-46	12.RD		11,041	-
Defense, Department of	Pass-Through	Radiation Monitoring Devices, Inc.	RMD Subcontract C19-22	12.RD		240,403	-
Defense, Department of	Pass-Through	Rydberg Technologies Inc.	Research Agreement dtd 10/1/17	12.RD		(71)	-
Defense, Department of	Pass-Through	Soar Technology Inc.	10322.01	12.RD		44,832	-
Defense, Department of	Pass-Through	The Feinstein Institutes for Medical Research	500773UM	12.RD		50,680	-
Defense, Department of	Pass-Through	Toyon Research Corporation	SC20-F187-1	12.RD		24,772	-
Defense, Department of	Pass-Through	Triple Ring Technologies	STTR Agrmt	12.RD		1,513	-
Defense, Department of	Pass-Through	Universal Technology Corporation	18-7900-0008-38-C6	12.RD		5,781	-
Defense, Department of	Pass-Through	University of California - San Francisco	11180sc	12.RD		19,819	-
Defense, Department of	Pass-Through	University of Illinois-Urbana-Champaign	078122-15632	12.RD		291,063	-
Defense, Department of	Pass-Through	University of Illinois-Urbana-Champaign	2013-01024-03 C4432	12.RD		(47)	-
Defense, Department of	Pass-Through	University of Southern California	87779041	12.RD		(600)	-
Defense, Department of	Pass-Through	University of Washington	UWSC10720	12.RD		285,530	-
Defense, Department of	Pass-Through	Wayne State University	WSU18060	12.RD		83,119	-
Defense, Department of	Pass-Through	Wayne State University	WSU18080	12.RD		218,877	-
Defense, Department of	Pass-Through	Westat, Inc.	6367-S01/W81XWH-15-C-0128	12.RD		24,987	-
Defense, Department of	Pass-Through	Women and Infants Hospital	9607	12.RD		2,019	-
Defense, Department of	Pass-Through	Wright State University	669737 PO# P0038097	12.RD		65,889	-
						\$ 10,759,432	\$ 623,551
Defense, Department of	Pass-Through	University of California-San Diego	118646210	12.114	Collaborative Research and Development	\$ 23,639	\$ -
Defense, Department of	Direct		FA8750-17-2-0125	12.300	Basic and Applied Scientific Research	\$ 310,231	\$ -
Defense, Department of	Direct		FA8750-18-2-0019	12.300	Basic and Applied Scientific Research	205,119	93,952
Defense, Department of	Direct		FA9550-18-1-0044	12.300	Basic and Applied Scientific Research	194,939	-
Defense, Department of	Direct		N00014-14-1-0680	12.300	Basic and Applied Scientific Research	93	-
Defense, Department of	Direct		N00014-15-1-2141	12.300	Basic and Applied Scientific Research	96,291	-
Defense, Department of	Direct		N00014-15-1-2382	12.300	Basic and Applied Scientific Research	(4,115)	-
Defense, Department of	Direct		N00014-15-1-2725	12.300	Basic and Applied Scientific Research	(2,654)	-
Defense, Department of	Direct		N00014-15-1-2752	12.300	Basic and Applied Scientific Research	499,338	252,848
Defense, Department of	Direct		N00014-16-1-2102	12.300	Basic and Applied Scientific Research	12,418	-

University of Michigan  
 Schedule of Expenditures of Federal Awards  
 For the Year Ended June 30, 2020

Cluster Title/Federal Grantor/Program	Type	Pass-Through Grantor	Award Identifier	CFDA Number	CFDA Program Title	Federal Expenditures	Passed-Through to Subrecipients
Defense, Department of	Direct		N00014-16-1-2353	12.300	Basic and Applied Scientific Research	(5,523)	-
Defense, Department of	Direct		N00014-16-1-2433	12.300	Basic and Applied Scientific Research	9,380	-
Defense, Department of	Direct		N00014-16-1-2560	12.300	Basic and Applied Scientific Research	23,655	-
Defense, Department of	Direct		N00014-16-1-2672	12.300	Basic and Applied Scientific Research	(71)	-
Defense, Department of	Direct		N00014-16-1-2728	12.300	Basic and Applied Scientific Research	(7,069)	-
Defense, Department of	Direct		N00014-16-1-2910	12.300	Basic and Applied Scientific Research	58,819	-
Defense, Department of	Direct		N00014-16-1-2969	12.300	Basic and Applied Scientific Research	12,033	-
Defense, Department of	Direct		N00014-16-1-2971	12.300	Basic and Applied Scientific Research	142,137	-
Defense, Department of	Direct		N00014-16-1-2972	12.300	Basic and Applied Scientific Research	110,423	-
Defense, Department of	Direct		N00014-16-1-2978	12.300	Basic and Applied Scientific Research	40,419	-
Defense, Department of	Direct		N00014-16-1-3108	12.300	Basic and Applied Scientific Research	149,628	-
Defense, Department of	Direct		N00014-16-1-3115	12.300	Basic and Applied Scientific Research	9,825	-
Defense, Department of	Direct		N00014-16-1-3204	12.300	Basic and Applied Scientific Research	13	-
Defense, Department of	Direct		N00014-17-1-2050	12.300	Basic and Applied Scientific Research	474,394	-
Defense, Department of	Direct		N00014-17-1-2057	12.300	Basic and Applied Scientific Research	39,270	4,061
Defense, Department of	Direct		N00014-17-1-2211	12.300	Basic and Applied Scientific Research	179,863	-
Defense, Department of	Direct		N00014-17-1-2296	12.300	Basic and Applied Scientific Research	204,358	-
Defense, Department of	Direct		N00014-17-1-2357	12.300	Basic and Applied Scientific Research	177,485	-
Defense, Department of	Direct		N00014-17-1-2364	12.300	Basic and Applied Scientific Research	280,280	150,000
Defense, Department of	Direct		N00014-17-1-2491	12.300	Basic and Applied Scientific Research	108,526	-
Defense, Department of	Direct		N00014-17-1-2747	12.300	Basic and Applied Scientific Research	84,461	74,093
Defense, Department of	Direct		N00014-17-1-2958	12.300	Basic and Applied Scientific Research	6,300	-
Defense, Department of	Direct		N00014-17-1-2982	12.300	Basic and Applied Scientific Research	120,295	-
Defense, Department of	Direct		N00014-17-1-2992	12.300	Basic and Applied Scientific Research	534,815	-
Defense, Department of	Direct		N00014-17-1-2998	12.300	Basic and Applied Scientific Research	175,457	-
Defense, Department of	Direct		N00014-18-1-2010	12.300	Basic and Applied Scientific Research	190,735	-
Defense, Department of	Direct		N00014-18-1-2015	12.300	Basic and Applied Scientific Research	108,845	-
Defense, Department of	Direct		N00014-18-1-2020	12.300	Basic and Applied Scientific Research	475,170	-
Defense, Department of	Direct		N00014-18-1-2141	12.300	Basic and Applied Scientific Research	133,276	-
Defense, Department of	Direct		N00014-18-1-2211	12.300	Basic and Applied Scientific Research	211,093	-
Defense, Department of	Direct		N00014-18-1-2269	12.300	Basic and Applied Scientific Research	17,244	-
Defense, Department of	Direct		N00014-18-1-2330	12.300	Basic and Applied Scientific Research	191,587	-
Defense, Department of	Direct		N00014-18-1-2333	12.300	Basic and Applied Scientific Research	28,059	-
Defense, Department of	Direct		N00014-18-1-2337	12.300	Basic and Applied Scientific Research	308,170	-
Defense, Department of	Direct		N00014-18-1-2477	12.300	Basic and Applied Scientific Research	(73,672)	-
Defense, Department of	Direct		N00014-18-1-2499	12.300	Basic and Applied Scientific Research	259,649	-
Defense, Department of	Direct		N00014-18-1-2501	12.300	Basic and Applied Scientific Research	124,294	-
Defense, Department of	Direct		N00014-18-1-2531	12.300	Basic and Applied Scientific Research	45,496	59,854
Defense, Department of	Direct		N00014-18-1-2536	12.300	Basic and Applied Scientific Research	98,190	-
Defense, Department of	Direct		N00014-18-1-2544	12.300	Basic and Applied Scientific Research	28,982	-
Defense, Department of	Direct		N00014-18-1-2575	12.300	Basic and Applied Scientific Research	41,827	-
Defense, Department of	Direct		N00014-18-1-2656	12.300	Basic and Applied Scientific Research	124,932	-
Defense, Department of	Direct		N00014-18-1-2699	12.300	Basic and Applied Scientific Research	171,804	-
Defense, Department of	Direct		N00014-18-1-2703	12.300	Basic and Applied Scientific Research	195,926	-
Defense, Department of	Direct		N00014-18-1-2726	12.300	Basic and Applied Scientific Research	(4,979)	-
Defense, Department of	Direct		N00014-18-1-2867	12.300	Basic and Applied Scientific Research	226,774	-
Defense, Department of	Direct		N00014-18-1-2868	12.300	Basic and Applied Scientific Research	276,445	-
Defense, Department of	Direct		N00014-18-1-2876	12.300	Basic and Applied Scientific Research	605,588	-
Defense, Department of	Direct		N00014-19-1-2017	12.300	Basic and Applied Scientific Research	58,803	-
Defense, Department of	Direct		N00014-19-1-2086	12.300	Basic and Applied Scientific Research	97,349	-
Defense, Department of	Direct		N00014-19-1-2149	12.300	Basic and Applied Scientific Research	644,741	-
Defense, Department of	Direct		N00014-19-1-2171	12.300	Basic and Applied Scientific Research	54,672	-
Defense, Department of	Direct		N00014-19-1-2202	12.300	Basic and Applied Scientific Research	121,242	-
Defense, Department of	Direct		N00014-19-1-2225	12.300	Basic and Applied Scientific Research	145,282	-
Defense, Department of	Direct		N00014-19-1-2249	12.300	Basic and Applied Scientific Research	101,637	-
Defense, Department of	Direct		N00014-19-1-2262	12.300	Basic and Applied Scientific Research	130,719	-
Defense, Department of	Direct		N00014-19-1-2273	12.300	Basic and Applied Scientific Research	256,369	144,945
Defense, Department of	Direct		N00014-19-1-2365	12.300	Basic and Applied Scientific Research	5,611	-
Defense, Department of	Direct		N00014-19-1-2459	12.300	Basic and Applied Scientific Research	78,357	-
Defense, Department of	Direct		N00014-19-1-2667	12.300	Basic and Applied Scientific Research	385,990	-
Defense, Department of	Direct		N00014-19-1-2670	12.300	Basic and Applied Scientific Research	14,602	-
Defense, Department of	Direct		N00014-19-1-2712	12.300	Basic and Applied Scientific Research	13,736	-
Defense, Department of	Direct		N00014-20-1-2044	12.300	Basic and Applied Scientific Research	11,610	-
Defense, Department of	Direct		N00014-20-1-2096/PO 4720006426	12.300	Basic and Applied Scientific Research	16,313	-
Defense, Department of	Direct		N00014-20-1-2114	12.300	Basic and Applied Scientific Research	4,020	-
Defense, Department of	Direct		N00014-20-1-2234	12.300	Basic and Applied Scientific Research	9,309	-
Defense, Department of	Direct		N00014-20-1-2286	12.300	Basic and Applied Scientific Research	23,872	-
Defense, Department of	Direct		N00014-20-1-2476	12.300	Basic and Applied Scientific Research	8,948	-
Defense, Department of	Direct		N00014-20-1-2479	12.300	Basic and Applied Scientific Research	1,158	-
Defense, Department of	Direct		N00173-16-1-G022	12.300	Basic and Applied Scientific Research	102,185	-
Defense, Department of	Direct		N00173-18-1-G006	12.300	Basic and Applied Scientific Research	178,381	-
Defense, Department of	Direct		N00173-18-2-C009	12.300	Basic and Applied Scientific Research	243,755	-
Defense, Department of	Direct		N00174-18-1-0007	12.300	Basic and Applied Scientific Research	57,639	-
Defense, Department of	Direct		N00174-19-1-0017	12.300	Basic and Applied Scientific Research	173,381	-

University of Michigan  
Schedule of Expenditures of Federal Awards  
For the Year Ended June 30, 2020

Cluster Title/Federal Grantor/Program	Type	Pass-Through Grantor	Award Identifier	CFDA Number	CFDA Program Title	Federal Expenditures	Passed-Through to Subrecipients
Defense, Department of	Pass-Through	American Lightweight Materials Manufacturing Innovation Institute	0003C-6	12.300	Basic and Applied Scientific Research	15,825	-
Defense, Department of	Pass-Through	American Lightweight Materials Manufacturing Innovation Institute	0003D-5	12.300	Basic and Applied Scientific Research	516	-
Defense, Department of	Pass-Through	American Lightweight Materials Manufacturing Innovation Institute	0007A-4	12.300	Basic and Applied Scientific Research	321	-
Defense, Department of	Pass-Through	American Lightweight Materials Manufacturing Innovation Institute	A012-01	12.300	Basic and Applied Scientific Research	143,566	-
Defense, Department of	Pass-Through	American Lightweight Materials Manufacturing Innovation Institute	Sub-award 0002-LIFT Core ICME	12.300	Basic and Applied Scientific Research	(6,983)	-
Defense, Department of	Pass-Through	American Lightweight Materials Manufacturing Innovation Institute	Subaward 0005A-5	12.300	Basic and Applied Scientific Research	299	-
Defense, Department of	Pass-Through	American Lightweight Materials Manufacturing Innovation Institute	Sub-Award Agreement 0001	12.300	Basic and Applied Scientific Research	5	-
Defense, Department of	Pass-Through	Boston University	4500002613	12.300	Basic and Applied Scientific Research	110,402	-
Defense, Department of	Pass-Through	Center for Automotive Research (CAR)	N00014-14-2-0002	12.300	Basic and Applied Scientific Research	20,859	-
Defense, Department of	Pass-Through	Iowa State University of Science and Technology (aka Iowa State University)	4212021A	12.300	Basic and Applied Scientific Research	76,776	-
Defense, Department of	Pass-Through	Michigan Technological University	160303322	12.300	Basic and Applied Scientific Research	3,479	-
Defense, Department of	Pass-Through	Northwestern University	SP0026757-PROJ0007034	12.300	Basic and Applied Scientific Research	6,160	-
Defense, Department of	Pass-Through	Stanford University	60622292-114018	12.300	Basic and Applied Scientific Research	(395)	-
Defense, Department of	Pass-Through	Texas A & M University	M1803207	12.300	Basic and Applied Scientific Research	697	-
Defense, Department of	Pass-Through	University of California - Los Angeles	0160 G VAS21	12.300	Basic and Applied Scientific Research	205,027	-
Defense, Department of	Pass-Through	University of Minnesota	A006141805	12.300	Basic and Applied Scientific Research	103,626	-
Defense, Department of	Pass-Through	University of Pennsylvania	4526765	12.300	Basic and Applied Scientific Research	582,103	-
Defense, Department of	Pass-Through	University of Wisconsin	824K390	12.300	Basic and Applied Scientific Research	170,148	-
						\$ 12,398,380	\$ 779,753
Defense, Department of	Direct		HDTRA1-12-1-0038	12.351	Scientific Research - Combating Weapons of Mass Destruction	\$ 7,571	\$ -
Defense, Department of	Direct		HDTRA1-15-1-0045	12.351	Scientific Research - Combating Weapons of Mass Destruction	420,664	192,203
Defense, Department of	Direct		HDTRA1-16-1-0004	12.351	Scientific Research - Combating Weapons of Mass Destruction	306,411	-
						\$ 734,646	\$ 192,203
Defense, Department of	Direct		W81XWH-12-1-0080	12.420	Military Medical Research and Development	(707)	\$ -
Defense, Department of	Direct		W81XWH-12-2-0057	12.420	Military Medical Research and Development	465	-
Defense, Department of	Direct		W81XWH-13-1-0134	12.420	Military Medical Research and Development	(19,780)	6,383
Defense, Department of	Direct		W81XWH-13-1-0377	12.420	Military Medical Research and Development	89,911	-
Defense, Department of	Direct		W81XWH-14-1-0005	12.420	Military Medical Research and Development	771,278	207,535
Defense, Department of	Direct		W81XWH-14-1-0362	12.420	Military Medical Research and Development	759,089	-
Defense, Department of	Direct		W81XWH-15-1-0019	12.420	Military Medical Research and Development	(676)	-
Defense, Department of	Direct		W81XWH-15-1-0020	12.420	Military Medical Research and Development	(1,613)	-
Defense, Department of	Direct		W81XWH-15-1-0194	12.420	Military Medical Research and Development	205,140	-
Defense, Department of	Direct		W81XWH-15-1-0222	12.420	Military Medical Research and Development	94	-
Defense, Department of	Direct		W81XWH-15-1-0413	12.420	Military Medical Research and Development	29,068	-
Defense, Department of	Direct		W81XWH-15-1-0503	12.420	Military Medical Research and Development	123,112	-
Defense, Department of	Direct		W81XWH-15-1-0548	12.420	Military Medical Research and Development	(41)	-
Defense, Department of	Direct		W81XWH-15-1-0637	12.420	Military Medical Research and Development	(205)	-
Defense, Department of	Direct		W81XWH-15-1-0689	12.420	Military Medical Research and Development	212,831	-
Defense, Department of	Direct		W81XWH-15-2-0021	12.420	Military Medical Research and Development	(5,836)	-
Defense, Department of	Direct		W81XWH-16-1-0314	12.420	Military Medical Research and Development	(163)	-
Defense, Department of	Direct		W81XWH-16-1-0369	12.420	Military Medical Research and Development	(4,058)	-
Defense, Department of	Direct		W81XWH-16-1-0426	12.420	Military Medical Research and Development	(32,374)	-
Defense, Department of	Direct		W81XWH-16-1-0551	12.420	Military Medical Research and Development	143,743	54,805
Defense, Department of	Direct		W81XWH-16-1-0571	12.420	Military Medical Research and Development	193,264	-
Defense, Department of	Direct		W81XWH-16-1-0574	12.420	Military Medical Research and Development	257,735	-
Defense, Department of	Direct		W81XWH-16-1-0587	12.420	Military Medical Research and Development	161,557	9,294
Defense, Department of	Direct		W81XWH-16-1-0648	12.420	Military Medical Research and Development	109,820	-
Defense, Department of	Direct		W81XWH-16-1-0684	12.420	Military Medical Research and Development	89,091	-
Defense, Department of	Direct		W81XWH-16-1-0752	12.420	Military Medical Research and Development	276,817	-
Defense, Department of	Direct		W81XWH-16-2-0051	12.420	Military Medical Research and Development	29,221	1,682
Defense, Department of	Direct		W81XWH-17-1-0130	12.420	Military Medical Research and Development	(12,677)	-
Defense, Department of	Direct		W81XWH-17-1-0134	12.420	Military Medical Research and Development	(11,762)	-
Defense, Department of	Direct		W81XWH-17-1-0155	12.420	Military Medical Research and Development	7,705	-
Defense, Department of	Direct		W81XWH-17-1-0171	12.420	Military Medical Research and Development	364,384	-
Defense, Department of	Direct		W81XWH-17-1-0224	12.420	Military Medical Research and Development	100,187	-
Defense, Department of	Direct		W81XWH-17-1-0367	12.420	Military Medical Research and Development	21,474	-
Defense, Department of	Direct		W81XWH-17-1-0494	12.420	Military Medical Research and Development	159,686	15,764
Defense, Department of	Direct		W81XWH-17-1-0496	12.420	Military Medical Research and Development	164,415	-
Defense, Department of	Direct		W81XWH-17-1-0575	12.420	Military Medical Research and Development	173,328	5,041
Defense, Department of	Direct		W81XWH-17-1-0641	12.420	Military Medical Research and Development	303,075	-
Defense, Department of	Direct		W81XWH-17-1-0655	12.420	Military Medical Research and Development	87,868	-
Defense, Department of	Direct		W81XWH-17-1-0701	12.420	Military Medical Research and Development	766,603	-
Defense, Department of	Direct		W81XWH-17-2-0012	12.420	Military Medical Research and Development	418,539	-
Defense, Department of	Direct		W81XWH-18-1-0005	12.420	Military Medical Research and Development	459,633	-
Defense, Department of	Direct		W81XWH-18-1-0033	12.420	Military Medical Research and Development	843,918	-
Defense, Department of	Direct		W81XWH-18-1-0180	12.420	Military Medical Research and Development	209,981	-
Defense, Department of	Direct		W81XWH-18-1-0219	12.420	Military Medical Research and Development	218,518	-
Defense, Department of	Direct		W81XWH-18-1-0275	12.420	Military Medical Research and Development	59,905	-
Defense, Department of	Direct		W81XWH1810346	12.420	Military Medical Research and Development	315,954	-
Defense, Department of	Direct		W81XWH-18-1-0407	12.420	Military Medical Research and Development	231,167	78,596
Defense, Department of	Direct		W81XWH1810427	12.420	Military Medical Research and Development	86,495	-

University of Michigan  
 Schedule of Expenditures of Federal Awards  
 For the Year Ended June 30, 2020

Cluster Title/Federal Grantor/Program	Type	Pass-Through Grantor	Award Identifier	CFDA Number	CFDA Program Title	Federal Expenditures	Passed-Through to Subrecipients
Defense, Department of	Direct		W81XWH1810453	12.420	Military Medical Research and Development	270,004	-
Defense, Department of	Direct		W81XWH-18-1-0487	12.420	Military Medical Research and Development	142,910	-
Defense, Department of	Direct		W81XWH1810567	12.420	Military Medical Research and Development	270,382	-
Defense, Department of	Direct		W81XWH1810587	12.420	Military Medical Research and Development	409,884	-
Defense, Department of	Direct		W81XWH1810653	12.420	Military Medical Research and Development	208,494	107,490
Defense, Department of	Direct		W81XWH1810656	12.420	Military Medical Research and Development	332,972	76,947
Defense, Department of	Direct		W81XWH-18-1-0721	12.420	Military Medical Research and Development	133,919	-
Defense, Department of	Direct		W81XWH-18-2-0038	12.420	Military Medical Research and Development	209,811	-
Defense, Department of	Direct		W81XWH1910093	12.420	Military Medical Research and Development	73,076	-
Defense, Department of	Direct		W81XWH1910094	12.420	Military Medical Research and Development	44,057	-
Defense, Department of	Direct		W81XWH1910162	12.420	Military Medical Research and Development	222,526	-
Defense, Department of	Direct		W81XWH1910407/0011332752-0001	12.420	Military Medical Research and Development	98,221	-
Defense, Department of	Direct		W81XWH1910424	12.420	Military Medical Research and Development	264,973	-
Defense, Department of	Direct		W81XWH19-1-0528	12.420	Military Medical Research and Development	115,948	-
Defense, Department of	Direct		W81XWH19-1-0529	12.420	Military Medical Research and Development	77,653	-
Defense, Department of	Direct		W81XWH19-1-0530	12.420	Military Medical Research and Development	32,058	-
Defense, Department of	Direct		W81XWH19-1-0623	12.420	Military Medical Research and Development	119,094	-
Defense, Department of	Direct		W81XWH2010107	12.420	Military Medical Research and Development	72,319	-
Defense, Department of	Direct		W81XWH-20-1-0108	12.420	Military Medical Research and Development	25,424	-
Defense, Department of	Direct		W81XWH2010155	12.420	Military Medical Research and Development	29,870	-
Defense, Department of	Direct		W81XWH-20-1-0213	12.420	Military Medical Research and Development	18,123	-
Defense, Department of	Pass-Through	Angion Biomedica Corp	Subcontractor Agreement	12.420	Military Medical Research and Development	90,967	-
Defense, Department of	Pass-Through	Case Western Reserve University	RES509313	12.420	Military Medical Research and Development	111,936	-
Defense, Department of	Pass-Through	Case Western Reserve University	RES513795	12.420	Military Medical Research and Development	30,914	-
Defense, Department of	Pass-Through	DENVER RESEARCH INSTITUTE	MSRC-FY19-05	12.420	Military Medical Research and Development	15,210	-
Defense, Department of	Pass-Through	Duke University	3130896	12.420	Military Medical Research and Development	50,768	-
Defense, Department of	Pass-Through	Indiana University	IN4386948UM/PO25931	12.420	Military Medical Research and Development	963,382	72,743
Defense, Department of	Pass-Through	Memorial Sloan-Kettering Cancer Center (MSKCC)	Amendment No 3/POBD520594C	12.420	Military Medical Research and Development	12,903	-
Defense, Department of	Pass-Through	Memorial Sloan-Kettering Cancer Center (MSKCC)	BD520591E	12.420	Military Medical Research and Development	70,214	-
Defense, Department of	Pass-Through	Memorial Sloan-Kettering Cancer Center (MSKCC)	W81XWH1520018	12.420	Military Medical Research and Development	(5)	-
Defense, Department of	Pass-Through	New York University	17-A0-00-1000082-01	12.420	Military Medical Research and Development	10,852	-
Defense, Department of	Pass-Through	Northern California Institute for Research & Education, Inc. (NCIRE)	Subaward No. 1683	12.420	Military Medical Research and Development	(1,061)	-
Defense, Department of	Pass-Through	Northern California Institute for Research & Education, Inc. (NCIRE)	WEI1808-1818	12.420	Military Medical Research and Development	19	-
Defense, Department of	Pass-Through	Northern California Institute for Research & Education, Inc. (NCIRE)	WEI1808-1818	12.420	Military Medical Research and Development	213	-
Defense, Department of	Pass-Through	Northern California Institute for Research & Education, Inc. (NCIRE)	WEI1872-03, Ref # 095447	12.420	Military Medical Research and Development	33,691	-
Defense, Department of	Pass-Through	Ohio Willow Wood Co	W81XWH-17-1-0704-SA01	12.420	Military Medical Research and Development	253,538	-
Defense, Department of	Pass-Through	Oregon Health and Science University	1011056_UMICH	12.420	Military Medical Research and Development	3,449	-
Defense, Department of	Pass-Through	Oregon Health and Science University	1011056_UMICH	12.420	Military Medical Research and Development	10,732	-
Defense, Department of	Pass-Through	Texas Tech University	210336-04	12.420	Military Medical Research and Development	17,337	-
Defense, Department of	Pass-Through	The University of Texas Health Science Center at San Antonio	159425 / 155536	12.420	Military Medical Research and Development	10,533	-
Defense, Department of	Pass-Through	University of Alabama	000507860-002	12.420	Military Medical Research and Development	23,902	-
Defense, Department of	Pass-Through	University of Alabama	000507860-002	12.420	Military Medical Research and Development	25,462	-
Defense, Department of	Pass-Through	University of Alabama	000507860-002	12.420	Military Medical Research and Development	45,499	-
Defense, Department of	Pass-Through	University of Delaware	47471	12.420	Military Medical Research and Development	26,830	-
Defense, Department of	Pass-Through	University of Pennsylvania	578015	12.420	Military Medical Research and Development	12,351	-
Defense, Department of	Pass-Through	University of Pittsburgh	0056666 (413614-6)	12.420	Military Medical Research and Development	9,560	-
Defense, Department of	Pass-Through	University of Rochester	417438 / URFAO: GR510636	12.420	Military Medical Research and Development	41,137	-
Defense, Department of	Pass-Through	University of Utah	10040357-00/PO U000038463	12.420	Military Medical Research and Development	149,617	-
Defense, Department of	Pass-Through	Veterans Education & Research Assoc of MI (VERAM)	V-SUBUM-1602	12.420	Military Medical Research and Development	26,555	-
Defense, Department of	Pass-Through	Veterans Education & Research Assoc of MI (VERAM)	V-VUBUM-1601	12.420	Military Medical Research and Development	85,896	-
						\$ 13,659,298	\$ 636,280
Defense, Department of	Direct		FA9550-17-1-0454	12.431	Basic Scientific Research	(13,916)	-
Defense, Department of	Direct		W911NF-13-1-0387	12.431	Basic Scientific Research	449,658	328,060
Defense, Department of	Direct		W911NF-14-1-0573	12.431	Basic Scientific Research	31,047	-
Defense, Department of	Direct		W911NF-15-1-0114	12.431	Basic Scientific Research	(10,211)	-
Defense, Department of	Direct		W911NF-15-1-0354	12.431	Basic Scientific Research	(534)	-
Defense, Department of	Direct		W911NF-16-1-0044	12.431	Basic Scientific Research	7,928	-
Defense, Department of	Direct		W911NF-16-1-0147	12.431	Basic Scientific Research	27,581	-
Defense, Department of	Direct		W911NF-16-1-0229	12.431	Basic Scientific Research	27,585	-
Defense, Department of	Direct		W911NF-16-1-0340	12.431	Basic Scientific Research	57,291	11,918
Defense, Department of	Direct		W911NF-17-1-0109	12.431	Basic Scientific Research	22,573	-
Defense, Department of	Direct		W911NF-17-1-0243	12.431	Basic Scientific Research	(50)	-
Defense, Department of	Direct		W911NF-17-1-0312	12.431	Basic Scientific Research	805,287	363,914
Defense, Department of	Direct		W911NF-18-1-0004	12.431	Basic Scientific Research	64,781	-
Defense, Department of	Direct		W911NF-18-1-0061	12.431	Basic Scientific Research	119,014	-
Defense, Department of	Direct		W911NF-18-1-0119	12.431	Basic Scientific Research	103,442	-
Defense, Department of	Direct		W911NF1810162	12.431	Basic Scientific Research	151,330	-
Defense, Department of	Direct		W911NF1810167	12.431	Basic Scientific Research	72,589	-
Defense, Department of	Direct		W911NF1810208	12.431	Basic Scientific Research	1,191,293	619,012
Defense, Department of	Direct		W911NF1810242	12.431	Basic Scientific Research	(201)	-
Defense, Department of	Direct		W911NF1810248	12.431	Basic Scientific Research	1,161	-
Defense, Department of	Direct		W911NF1810299	12.431	Basic Scientific Research	269,683	-
Defense, Department of	Direct		W911NF1810339	12.431	Basic Scientific Research	120,753	-
Defense, Department of	Direct		W911NF-18-1-0397	12.431	Basic Scientific Research	111,898	-

University of Michigan  
Schedule of Expenditures of Federal Awards  
For the Year Ended June 30, 2020

Cluster Title/Federal Grantor/Program	Type	Pass-Through Grantor	Award Identifier	CFDA Number	CFDA Program Title	Federal Expenditures	Passed-Through to Subrecipients
Defense, Department of	Direct		W911NF1910027	12.431	Basic Scientific Research	129,843	-
Defense, Department of	Direct		W911NF1910114	12.431	Basic Scientific Research	116,789	-
Defense, Department of	Direct		W911NF1910216	12.431	Basic Scientific Research	198,390	-
Defense, Department of	Direct		W911NF-19-1-0279	12.431	Basic Scientific Research	1,023,672	486,671
Defense, Department of	Direct		W911NF1910337	12.431	Basic Scientific Research	109,778	-
Defense, Department of	Direct		W911NF1920045	12.431	Basic Scientific Research	127,337	-
Defense, Department of	Direct		W911NF1920195	12.431	Basic Scientific Research	147,628	-
Defense, Department of	Direct		W911-NF-19-2-0208	12.431	Basic Scientific Research	33,179	-
Defense, Department of	Direct		W911NF2010150	12.431	Basic Scientific Research	6,343	-
Defense, Department of	Pass-Through	George Mason University	E2030471	12.431	Basic Scientific Research	38,989	-
Defense, Department of	Pass-Through	Georgia Institute of Technology	AWD-101190-G6	12.431	Basic Scientific Research	63,731	-
Defense, Department of	Pass-Through	Ohio State University, The	60071169/GR115535	12.431	Basic Scientific Research	96,121	-
Defense, Department of	Pass-Through	University of California - Santa Barbara	KK1811	12.431	Basic Scientific Research	113,591	-
Defense, Department of	Pass-Through	University of Minnesota	A006827501	12.431	Basic Scientific Research	220,869	-
Defense, Department of	Pass-Through	University of Missouri	C00045065-6	12.431	Basic Scientific Research	79,681	-
Defense, Department of	Pass-Through	University of Southern California	118827538	12.431	Basic Scientific Research	156,085	-
Defense, Department of	Pass-Through	University of Southern California	PO 10567853	12.431	Basic Scientific Research	56,218	-
Defense, Department of	Pass-Through	University of Wisconsin	623K070	12.431	Basic Scientific Research	493,559	-
						\$ 6,821,785	\$ 1,809,575
Defense, Department of	Direct		FA9453-17-2-0010	12.610	DOD, NDEP, DOTC-STEM Education Outreach Implementation	\$ 41,311	\$ -
Defense, Department of	Direct		ST1409-18-03	12.617	Economic Adjustment Assistance for State Governments	\$ 485,690	\$ 195,983
Defense, Department of	Direct		ST1409-19-04 (HQ00051910044)	12.617	Economic Adjustment Assistance for State Governments	608,546	294,004
						\$ 1,094,236	\$ 489,987
Defense, Department of	Direct		W911NF2020087	12.630	Basic, Applied, and Advanced Research in Science and Engineering	\$ 16,359	\$ -
Defense, Department of	Pass-Through	American Lightweight Materials Manufacturing Innovation Institute	0007	12.630	Basic, Applied, and Advanced Research in Science and Engineering	46,933	-
Defense, Department of	Pass-Through	American Lightweight Materials Manufacturing Innovation Institute	0004D-8	12.630	Basic, Applied, and Advanced Research in Science and Engineering	(1,505)	-
Defense, Department of	Pass-Through	American Lightweight Materials Manufacturing Innovation Institute	0004F-4	12.630	Basic, Applied, and Advanced Research in Science and Engineering	(14,388)	-
						\$ 47,399	\$ -
Defense, Department of	Pass-Through	Henry M. Jackson Foundation for the Advancement of Military Medicine, Inc (HJF)	2879	12.750	Uniformed Services University Medical Research Projects	\$ 877,017	\$ -
Defense, Department of	Pass-Through	Henry M. Jackson Foundation for the Advancement of Military Medicine, Inc (HJF)	4826	12.750	Uniformed Services University Medical Research Projects	645,820	-
Defense, Department of	Pass-Through	Indiana University	IN-4486955-UM/PO0021119	12.750	Uniformed Services University Medical Research Projects	68,747	-
						\$ 1,591,584	\$ -
Defense, Department of	Direct		FA2386-18-1-4086	12.800	Air Force Defense Research Sciences Program	\$ 103,404	\$ -
Defense, Department of	Direct		FA8650-17-2-2208	12.800	Air Force Defense Research Sciences Program	437,718	58,405
Defense, Department of	Direct		FA8650-18-1-5411	12.800	Air Force Defense Research Sciences Program	(698)	-
Defense, Department of	Direct		FA8650-19-2-2213	12.800	Air Force Defense Research Sciences Program	88,662	-
Defense, Department of	Direct		FA8750-19-2-0006	12.800	Air Force Defense Research Sciences Program	1,029,978	560,622
Defense, Department of	Direct		FA9453-18-1-0010	12.800	Air Force Defense Research Sciences Program	19,076	-
Defense, Department of	Direct		FA9453-19-1-0079	12.800	Air Force Defense Research Sciences Program	390	-
Defense, Department of	Direct		FA9550-14-1-0040	12.800	Air Force Defense Research Sciences Program	267,261	98,811
Defense, Department of	Direct		FA9550-14-1-0246	12.800	Air Force Defense Research Sciences Program	(925)	-
Defense, Department of	Direct		FA9550-14-1-0249	12.800	Air Force Defense Research Sciences Program	368,781	50,206
Defense, Department of	Direct		FA9550-14-1-0380	12.800	Air Force Defense Research Sciences Program	39,825	-
Defense, Department of	Direct		FA9550-15-1-0039	12.800	Air Force Defense Research Sciences Program	247,233	-
Defense, Department of	Direct		FA9550-15-1-0097	12.800	Air Force Defense Research Sciences Program	360,837	-
Defense, Department of	Direct		FA9550-16-1-0028	12.800	Air Force Defense Research Sciences Program	70,280	-
Defense, Department of	Direct		FA9550-16-1-0071	12.800	Air Force Defense Research Sciences Program	75,620	-
Defense, Department of	Direct		FA9550-16-1-0087	12.800	Air Force Defense Research Sciences Program	1,013,878	503,531
Defense, Department of	Direct		FA9550-16-1-0265	12.800	Air Force Defense Research Sciences Program	(1,471)	-
Defense, Department of	Direct		FA9550-16-1-0272	12.800	Air Force Defense Research Sciences Program	8,342	-
Defense, Department of	Direct		FA9550-16-1-0291	12.800	Air Force Defense Research Sciences Program	101,101	46,409
Defense, Department of	Direct		FA9550-16-1-0309	12.800	Air Force Defense Research Sciences Program	46,828	-
Defense, Department of	Direct		FA9550-16-1-0312	12.800	Air Force Defense Research Sciences Program	337,328	-
Defense, Department of	Direct		FA9550-16-1-0313	12.800	Air Force Defense Research Sciences Program	19,972	-
Defense, Department of	Direct		FA9550-17-1-0035	12.800	Air Force Defense Research Sciences Program	71,454	-
Defense, Department of	Direct		FA9550-17-1-0172	12.800	Air Force Defense Research Sciences Program	91,802	-
Defense, Department of	Direct		FA9550-17-1-0195	12.800	Air Force Defense Research Sciences Program	550,419	293,429
Defense, Department of	Direct		FA9550-17-1-0208	12.800	Air Force Defense Research Sciences Program	103,275	-
Defense, Department of	Direct		FA9550-17-1-0284	12.800	Air Force Defense Research Sciences Program	190,307	-
Defense, Department of	Direct		FA9550-17-1-0408	12.800	Air Force Defense Research Sciences Program	158,863	-
Defense, Department of	Direct		FA9550-17-1-0457	12.800	Air Force Defense Research Sciences Program	236,260	-
Defense, Department of	Direct		FA9550-18-1-0028	12.800	Air Force Defense Research Sciences Program	87,825	28,456
Defense, Department of	Direct		FA9550-18-1-0091	12.800	Air Force Defense Research Sciences Program	156,052	-
Defense, Department of	Direct		FA9550-18-1-0131	12.800	Air Force Defense Research Sciences Program	199,358	-
Defense, Department of	Direct		FA9550-18-1-0153	12.800	Air Force Defense Research Sciences Program	114,496	-
Defense, Department of	Direct		FA9550-18-1-0162	12.800	Air Force Defense Research Sciences Program	189,197	-
Defense, Department of	Direct		FA9550-18-1-0168	12.800	Air Force Defense Research Sciences Program	160,831	-
Defense, Department of	Direct		FA9550-18-1-0171	12.800	Air Force Defense Research Sciences Program	83,736	-
Defense, Department of	Direct		FA9550-18-1-0180	12.800	Air Force Defense Research Sciences Program	116,217	70,563

University of Michigan  
 Schedule of Expenditures of Federal Awards  
 For the Year Ended June 30, 2020

Cluster Title/Federal Grantor/Program	Type	Pass-Through Grantor	Award Identifier	CFDA Number	CFDA Program Title	Federal Expenditures	Passed-Through to Subrecipients
Defense, Department of	Direct		FA9550-18-1-0315	12.800	Air Force Defense Research Sciences Program	117,075	-
Defense, Department of	Direct		FA9550-18-1-0343	12.800	Air Force Defense Research Sciences Program	128,969	-
Defense, Department of	Direct		FA9550-18-1-0434	12.800	Air Force Defense Research Sciences Program	326,528	-
Defense, Department of	Direct		FA9550-18-1-0466	12.800	Air Force Defense Research Sciences Program	40,791	-
Defense, Department of	Direct		FA9550-18-1-0476	12.800	Air Force Defense Research Sciences Program	270,228	-
Defense, Department of	Direct		FA9550-19-1-0013	12.800	Air Force Defense Research Sciences Program	43,409	-
Defense, Department of	Direct		FA9550-19-1-0022	12.800	Air Force Defense Research Sciences Program	120,968	-
Defense, Department of	Direct		FA9550-19-1-0026	12.800	Air Force Defense Research Sciences Program	133,531	-
Defense, Department of	Direct		FA9550-19-1-0029	12.800	Air Force Defense Research Sciences Program	73,301	-
Defense, Department of	Direct		FA9550-19-1-0072	12.800	Air Force Defense Research Sciences Program	215,976	-
Defense, Department of	Direct		FA9550-19-1-0123	12.800	Air Force Defense Research Sciences Program	287,493	-
Defense, Department of	Direct		FA9550-19-1-0175	12.800	Air Force Defense Research Sciences Program	86,254	-
Defense, Department of	Direct		FA9550-19-1-0186	12.800	Air Force Defense Research Sciences Program	42,863	-
Defense, Department of	Direct		FA9550-19-1-0267	12.800	Air Force Defense Research Sciences Program	100,137	20,196
Defense, Department of	Direct		FA9550-19-1-0320	12.800	Air Force Defense Research Sciences Program	119,792	-
Defense, Department of	Direct		FA9550-20-1-0014	12.800	Air Force Defense Research Sciences Program	51,760	-
Defense, Department of	Direct		FA9550-20-1-0028	12.800	Air Force Defense Research Sciences Program	30,814	3,523
Defense, Department of	Pass-Through	Columbia University	FA9550-15-1-0439	12.800	Air Force Defense Research Sciences Program	47,343	-
Defense, Department of	Pass-Through	Massachusetts Institute of Technology	5710003831	12.800	Air Force Defense Research Sciences Program	164,660	-
Defense, Department of	Pass-Through	Michigan State University	RC108022UM	12.800	Air Force Defense Research Sciences Program	184,946	-
Defense, Department of	Pass-Through	Ohio State University, The	60077514	12.800	Air Force Defense Research Sciences Program	19,114	-
Defense, Department of	Pass-Through	The City University of New York (CUNY)	CM00001530-00	12.800	Air Force Defense Research Sciences Program	287,055	-
Defense, Department of	Pass-Through	The University of Texas at San Antonio (UTSA)	1000002216	12.800	Air Force Defense Research Sciences Program	24,706	-
Defense, Department of	Pass-Through	University of California - Los Angeles	0205 G XA212	12.800	Air Force Defense Research Sciences Program	126,593	-
Defense, Department of	Pass-Through	University of California - Los Angeles	0205 G XA213	12.800	Air Force Defense Research Sciences Program	70,374	-
Defense, Department of	Pass-Through	University of Colorado Boulder	1553899	12.800	Air Force Defense Research Sciences Program	265,915	-
Defense, Department of	Pass-Through	University of Illinois-Urbana-Champaign	084272-16074	12.800	Air Force Defense Research Sciences Program	548,176	-
Defense, Department of	Pass-Through	University of Maryland, College Park	58333-Z8143003	12.800	Air Force Defense Research Sciences Program	26,348	-
						\$ 11,098,631	\$ 1,734,151
Defense, Department of	Direct		FA8650-19-1-7997	12.901	Mathematical Sciences Grants	\$ 262,082	\$ -
Defense, Department of	Direct		H98230-19-1-0117	12.901	Mathematical Sciences Grants	45,997	-
Defense, Department of	Direct		H98230-20-1-0018 CLIN0001 AA	12.901	Mathematical Sciences Grants	14,778	-
						\$ 322,857	\$ -
Defense, Department of	Direct		D18AP00076	12.910	Research and Technology Development	\$ 182,160	\$ -
Defense, Department of	Direct		D19AP00079	12.910	Research and Technology Development	221,274	-
Defense, Department of	Direct		FA8750-19-1-0501	12.910	Research and Technology Development	316,707	209,918
Defense, Department of	Direct		HR00111720067	12.910	Research and Technology Development	752,927	-
Defense, Department of	Direct		HR00112020011	12.910	Research and Technology Development	284,571	54,446
Defense, Department of	Direct		N66001-14-1-4046	12.910	Research and Technology Development	(363)	-
Defense, Department of	Direct		N66001-16-1-4006	12.910	Research and Technology Development	64,636	17,463
Defense, Department of	Direct		N66001-16-1-4029	12.910	Research and Technology Development	279,297	-
Defense, Department of	Direct		W56HZV-14-2-0001	12.910	Research and Technology Development	289,829	139,388
Defense, Department of	Direct		W56HZV-19-2-0001	12.910	Research and Technology Development	3,620,859	1,039,081
Defense, Department of	Direct		W911NF-16-1-0383	12.910	Research and Technology Development	50,961	-
Defense, Department of	Direct		W911NF-17-1-0060	12.910	Research and Technology Development	44,074	1,321
Defense, Department of	Direct		W911NF-18-2-0266	12.910	Research and Technology Development	152,841	52,381
Defense, Department of	Pass-Through	Arizona State University	ASUB00000087	12.910	Research and Technology Development	1,214,279	-
Defense, Department of	Pass-Through	Defense, Department of-Air Force, Department of the	FA8650-18-2-7844	12.910	Research and Technology Development	1,569,068	465,244
Defense, Department of	Pass-Through	Defense, Department of-Air Force, Department of the	FA8650-18-2-7864	12.910	Research and Technology Development	2,092,532	532,652
Defense, Department of	Pass-Through	Duke University	3130713	12.910	Research and Technology Development	118,659	-
Defense, Department of	Pass-Through	Georgia Institute of Technology	RK448-G2	12.910	Research and Technology Development	73,904	-
Defense, Department of	Pass-Through	Interior, Department of the	D18AP00066	12.910	Research and Technology Development	249,558	-
Defense, Department of	Pass-Through	Interior, Department of the	D18AP00071	12.910	Research and Technology Development	242,956	-
Defense, Department of	Pass-Through	Oregon State University	X0212A-A	12.910	Research and Technology Development	(18,055)	-
Defense, Department of	Pass-Through	University of California - Berkeley	00010217	12.910	Research and Technology Development	86,665	-
Defense, Department of	Pass-Through	University of California - Los Angeles	0145 G YA123	12.910	Research and Technology Development	17,969	-
Defense, Department of	Pass-Through	University of California - Los Angeles	105 G XA294	12.910	Research and Technology Development	29,140	-
Defense, Department of	Pass-Through	University of California - San Francisco	11962SC	12.910	Research and Technology Development	10,267	-
Defense, Department of	Pass-Through	University of California-Fresno	104629610 (S9001976)	12.910	Research and Technology Development	231,010	-
Defense, Department of	Pass-Through	University of Pennsylvania	574468	12.910	Research and Technology Development	107,447	-
Defense, Department of	Pass-Through	University of Wisconsin	0000000444	12.910	Research and Technology Development	53,013	-
						\$ 12,338,185	\$ 2,511,894
						\$ 70,931,383	\$ 8,777,394
Housing and Urban Development, Department of	Pass-Through	Johns Hopkins University	JHU Grant 19740/Task Order #7	14.506	General Research and Technology Activity	\$ 182,914	\$ -
			Total Housing and Urban Development, Department of			\$ 182,914	\$ -
Interior, Department of the	Direct		Josh Miller IPA	15.RD		\$ 105,280	\$ -
Interior, Department of the	Direct		G17AP00088	15.807	Earthquake Hazards Program Assistance	4,073	-
Interior, Department of the	Direct		G18AC00367	15.808	U.S. Geological Survey Research and Data Collection	\$ 10,554	\$ -
Interior, Department of the	Direct		G20AC00114	15.808	U.S. Geological Survey Research and Data Collection	32,607	-
Interior, Department of the	Pass-Through	Great Lakes Commission	Award Letter	15.808	U.S. Geological Survey Research and Data Collection	31,984	-
						\$ 75,145	\$ -
Interior, Department of the	Direct		G19AC00138	15.810	National Cooperative Geologic Mapping	\$ 8,433	\$ -

University of Michigan  
Schedule of Expenditures of Federal Awards  
For the Year Ended June 30, 2020

Cluster Title/Federal Grantor/Program	Type	Pass-Through Grantor	Award Identifier	CFDA Number	CFDA Program Title	Federal Expenditures	Passed-Through to Subrecipients
Interior, Department of the	Direct		P18AC00009	15.944	Natural Resource Stewardship	\$ 44,198	\$ -
			Total Interior, Department of the			\$ 237,129	\$ -
Justice, Department of	Direct		DJO-BJS-17-RO-0253	16.RD		\$ 2,141,229	\$ -
Justice, Department of	Pass-Through	City of Battle Creek	FY 16 (BCJI)	16.RD		60,854	-
Justice, Department of	Pass-Through	Hamilton Community Health Network	2017-AJ-BX-0007	16.RD		69,070	-
						\$ 2,271,153	\$ -
Justice, Department of	Direct		2016-WL-AX-0029	16.524	Legal Assistance for Victims	\$ 207,559	\$ 41,372
Justice, Department of	Direct		2017-CK-BX-0002	16.560	National Institute of Justice Research, Evaluation, and Development Project Grants	\$ 358,275	\$ -
Justice, Department of	Direct		2019-MU-MU-0004	16.560	National Institute of Justice Research, Evaluation, and Development Project Grants	189,030	2,043
Justice, Department of	Pass-Through	Michigan State University	RC105817 UM	16.560	National Institute of Justice Research, Evaluation, and Development Project Grants	175,051	-
Justice, Department of	Pass-Through	Michigan State University	RC105837 UM	16.560	National Institute of Justice Research, Evaluation, and Development Project Grants	70,762	-
Justice, Department of	Pass-Through	University of Pennsylvania	570342	16.560	National Institute of Justice Research, Evaluation, and Development Project Grants	(9,604)	-
Justice, Department of	Pass-Through	University of Pittsburgh Medical Center (UPMC)	CNVA0059288(413841-4)	16.560	National Institute of Justice Research, Evaluation, and Development Project Grants	283,158	-
						\$ 1,066,672	\$ 2,043
Justice, Department of	Direct		2016-FA-BX-0002	16.746	Capital Case Litigation Initiative	\$ 5,751	\$ -
Justice, Department of	Direct		2019-FA-BX-0011	16.746	Capital Case Litigation Initiative	50,496	-
						\$ 56,247	\$ -
Justice, Department of	Pass-Through	Michigan, State of, State Police	COAP-18-01	16.754	Harold Rogers Prescription Drug Monitoring Program	\$ 143,149	\$ -
Justice, Department of	Direct		2019-YS-BX-K001	16.839	STOP School Violence	\$ 766,854	\$ 56,108
			Total Justice, Department of			\$ 4,511,634	\$ 99,523
Labor, Department of	Pass-Through	Michigan State University	PO #494540	17.RD		\$ 18,479	\$ -
Labor, Department of	Pass-Through	UnidosUS	Consultant Agreement	17.270	Reentry Employment Opportunities	\$ 22,358	\$ -
			Total Labor, Department of			\$ 40,837	\$ -
State, Department of	Direct		SSZ35019GR0007	19.RD		\$ 37,682	\$ -
State, Department of	Pass-Through	Serco, Inc.	NSBU000427	19.RD		168,787	-
						\$ 206,469	\$ -
State, Department of	Pass-Through	Partners of the Americas Foundation	CBG-2016-R2-09	19.009	Academic Exchange Programs - Undergraduate Programs and Labor	(60)	-
State, Department of	Direct		S-LMAQM-15-GR-1129	19.345	International Programs to Support Democracy, Human Rights	\$ 745,840	\$ 491,455
State, Department of	Pass-Through	Princeton University	SUB0000247	19.500	Middle East Partnership Initiative	\$ 20,752	\$ -
State, Department of	Pass-Through	Princeton University	SUB0000379	19.500	Middle East Partnership Initiative	31,251	-
						\$ 52,003	\$ -
			Total State, Department of			\$ 1,004,252	\$ 491,455
Transportation, Department of	Direct		693JJ319C000009	20.RD		\$ 183,413	\$ -
Transportation, Department of	Direct		DTFH6116C00006	20.RD		(94)	-
Transportation, Department of	Direct		DTFH70-12-E-00032	20.RD		27	-
Transportation, Department of	Direct		DTNH22-14-00329	20.RD		9,100	-
Transportation, Department of	Direct		DTNH221400329L/693JJ919F000166	20.RD		119,230	-
Transportation, Department of	Direct		DTNH221400329L/693JJ919F000214	20.RD		355,988	-
Transportation, Department of	Direct		DTNH2214D00329L/693JJ918F000224	20.RD		313,290	-
Transportation, Department of	Direct		DTNH2214D00329L/693JJ918F000226	20.RD		679,797	365,803
Transportation, Department of	Direct		DTNH2214D00329L/693JJ918F000236	20.RD		263,642	-
Transportation, Department of	Direct		DTNH2215D00017/693JJ918F000100	20.RD		185,417	-
Transportation, Department of	Direct		DTNH2215D00017/693JJ918F000124	20.RD		84,731	-
Transportation, Department of	Direct		DTNH2215D00017/693JJ918F000234	20.RD		421,045	14,871
Transportation, Department of	Direct		DTNH2215D00017/693JJ919F000139	20.RD		188,397	-
Transportation, Department of	Direct		DTRT5716C10014L	20.RD		8,747	-
Transportation, Department of	Pass-Through	Crash Avoidance Metrics Partnership (CAMP)	PO# CAMP0000166	20.RD		(851)	-
Transportation, Department of	Pass-Through	Emory University	T937114	20.RD		1,969	-
Transportation, Department of	Pass-Through	Michigan, State of, Transportation, Department of	2016-0068 Z2	20.RD		26,178	-
Transportation, Department of	Pass-Through	Michigan, State of, Transportation, Department of	2018-0593	20.RD		1,682	-
Transportation, Department of	Pass-Through	Nichols Consulting Engineers	Sub-consultant Agreement	20.RD		3,850	-
						\$ 2,845,558	\$ 380,674
Transportation, Department of	Direct		DTFH6115H00005	20.200	Highway Research and Development Program	\$ (5,176)	\$ -
Transportation, Department of	Pass-Through	Crash Avoidance Metrics Partnership (CAMP)	CAMP0000329	20.200	Highway Research and Development Program	96,526	-
						\$ 91,350	\$ -
Transportation, Department of	Pass-Through	National Safety Council	Subaward No. UFDSP00011771/Pro	20.614	National Highway Traffic Safety Administration (NHTSA) Discretionary Safety Grants and Cooperative Agreements	(777)	-
Transportation, Department of	Direct		69A3551747105	20.701	University Transportation Centers Program	\$ 1,983,170	\$ 841,103
Transportation, Department of	Pass-Through	San Jose State University	21-1100-5726-UM	20.701	University Transportation Centers Program	3,245	-
Transportation, Department of	Pass-Through	University of Florida, The	Subaward No. UFDSP00011771/Pro	20.701	University Transportation Centers Program	(283)	-
Transportation, Department of	Pass-Through	University of Florida, The	UFDSP00012169	20.701	University Transportation Centers Program	7,723	-
						\$ 1,993,855	\$ 841,103
			Total Transportation, Department of			\$ 4,929,986	\$ 1,221,777

University of Michigan  
Schedule of Expenditures of Federal Awards  
For the Year Ended June 30, 2020

Cluster Title/Federal Grantor/Program	Type	Pass-Through Grantor	Award Identifier	CFDA Number	CFDA Program Title	Federal Expenditures	Passed-Through to Subrecipients
Treasury, Department of the	Direct		19-LITC0343-02-00	21.008	Low Income Taxpayer Clinics	\$ 23,256	\$ -
Treasury, Department of the	Direct		20-LITC0343-03-00	21.008	Low Income Taxpayer Clinics	72,695	-
			Total Treasury, Department of the			\$ 95,951	\$ -
Federal Communications Commission	Direct		Funding Commitment #0007	32.006	COVID-19-Telehealth Program	\$ 299,275	\$ -
			Total Federal Communications Commission			\$ 299,275	\$ -
Federal Trade Commission	Direct		29FTC119C0074	36.RD		\$ 16,935	\$ -
			Total Federal Trade Commission			\$ 16,935	\$ -
Library of Congress	Direct		GA16C0089	42.RD		\$ 178,039	\$ -
			Total Library of Congress			\$ 178,039	\$ -
National Aeronautics and Space Administration	Direct		80GSFC18C0009	43.RD		\$ 1,967	\$ -
National Aeronautics and Space Administration	Direct		80GSFC20C0052	43.RD		898,950	-
National Aeronautics and Space Administration	Direct		80GSFC20C0075	43.RD		30,910	-
National Aeronautics and Space Administration	Direct		80GSFC21C0037	43.RD		6,782	-
National Aeronautics and Space Administration	Direct		Hansen IPA- NNH18IA58P	43.RD		110,899	-
National Aeronautics and Space Administration	Direct		Janet Kozyra IPA-NNH17IA42P	43.RD		216,998	-
National Aeronautics and Space Administration	Direct		NNG12CR34C	43.RD		95,593	-
National Aeronautics and Space Administration	Direct		NNL13AQ00C	43.RD		6,046,682	1,114,095
National Aeronautics and Space Administration	Pass-Through Boeing Company, The		PO# 1471594	43.RD		113,679	-
National Aeronautics and Space Administration	Pass-Through California Institute of Technology		S386188	43.RD		205,996	-
National Aeronautics and Space Administration	Pass-Through Catholic University of America		361361 Sub 4	43.RD		333,718	-
National Aeronautics and Space Administration	Pass-Through Catholic University of America		361361 Sub 5	43.RD		29,038	-
National Aeronautics and Space Administration	Pass-Through Colorado School of Mines		400637	43.RD		(934)	-
National Aeronautics and Space Administration	Pass-Through En'Urga Inc.		Research Agreement	43.RD		53,664	-
National Aeronautics and Space Administration	Pass-Through Jet Propulsion Laboratory		1266313	43.RD		(5,028)	-
National Aeronautics and Space Administration	Pass-Through Jet Propulsion Laboratory		1409449	43.RD		54,447	-
National Aeronautics and Space Administration	Pass-Through Jet Propulsion Laboratory		1416974	43.RD		(560)	-
National Aeronautics and Space Administration	Pass-Through Jet Propulsion Laboratory		1449038	43.RD		174,715	36,609
National Aeronautics and Space Administration	Pass-Through Jet Propulsion Laboratory		1514747	43.RD		(13,532)	-
National Aeronautics and Space Administration	Pass-Through Jet Propulsion Laboratory		1515850	43.RD		3,356	-
National Aeronautics and Space Administration	Pass-Through Jet Propulsion Laboratory		1532308	43.RD		(1,170)	-
National Aeronautics and Space Administration	Pass-Through Jet Propulsion Laboratory		1534436	43.RD		(1,207)	-
National Aeronautics and Space Administration	Pass-Through Jet Propulsion Laboratory		1574620	43.RD		52,441	-
National Aeronautics and Space Administration	Pass-Through Jet Propulsion Laboratory		1593522	43.RD		306,647	-
National Aeronautics and Space Administration	Pass-Through Jet Propulsion Laboratory		1610475	43.RD		50,208	-
National Aeronautics and Space Administration	Pass-Through Jet Propulsion Laboratory		1621759	43.RD		(838)	-
National Aeronautics and Space Administration	Pass-Through Jet Propulsion Laboratory		1630798	43.RD		64,623	-
National Aeronautics and Space Administration	Pass-Through Jet Propulsion Laboratory		1631492	43.RD		467,877	127,301
National Aeronautics and Space Administration	Pass-Through Jet Propulsion Laboratory		1633177	43.RD		350,802	-
National Aeronautics and Space Administration	Pass-Through Jet Propulsion Laboratory		561416972	43.RD		1,318	-
National Aeronautics and Space Administration	Pass-Through Johns Hopkins University		117613	43.RD		17,194	-
National Aeronautics and Space Administration	Pass-Through Johns Hopkins University		141617	43.RD		(6,830)	-
National Aeronautics and Space Administration	Pass-Through Johns Hopkins University		141617	43.RD		111,657	-
National Aeronautics and Space Administration	Pass-Through Johns Hopkins University		143448	43.RD		(72,279)	-
National Aeronautics and Space Administration	Pass-Through Johns Hopkins University		143448	43.RD		240,819	-
National Aeronautics and Space Administration	Pass-Through National Institute of Aerospace		T18-601046-UMICH	43.RD		183,892	-
National Aeronautics and Space Administration	Pass-Through Qrona Technologies LLC		Roundtable Research Agreement	43.RD		34,943	-
National Aeronautics and Space Administration	Pass-Through Smithsonian Institution		SV4-84016	43.RD		295,604	-
National Aeronautics and Space Administration	Pass-Through Southwest Research Institute		699056KC	43.RD		200,668	-
National Aeronautics and Space Administration	Pass-Through Southwest Research Institute		A99201MO	43.RD		832,889	-
National Aeronautics and Space Administration	Pass-Through Southwest Research Institute		E99061MO	43.RD		43,143	-
National Aeronautics and Space Administration	Pass-Through Southwest Research Institute		K99067CT	43.RD		24,401	-
National Aeronautics and Space Administration	Pass-Through Space Telescope Institute (STScI)		HST-AR-14279.001-A	43.RD		(1,812)	-
National Aeronautics and Space Administration	Pass-Through Space Telescope Institute (STScI)		HST-AR-15047.001-A	43.RD		59,519	-
National Aeronautics and Space Administration	Pass-Through Space Telescope Institute (STScI)		HST-AR-15051.001-A	43.RD		38,319	-
National Aeronautics and Space Administration	Pass-Through Space Telescope Institute (STScI)		HST-AR-15806.002-A	43.RD		3,719	-
National Aeronautics and Space Administration	Pass-Through Space Telescope Institute (STScI)		HST-GO-13841.006-A	43.RD		7,201	-
National Aeronautics and Space Administration	Pass-Through Space Telescope Institute (STScI)		HST-GO-14080.002-A	43.RD		25,146	-
National Aeronautics and Space Administration	Pass-Through Space Telescope Institute (STScI)		HST-GO-14170.004-A	43.RD		(181)	-
National Aeronautics and Space Administration	Pass-Through Space Telescope Institute (STScI)		HST-GO-14187.001-A	43.RD		(625)	-
National Aeronautics and Space Administration	Pass-Through Space Telescope Institute (STScI)		HST-GO-14190.001-A	43.RD		23,560	-
National Aeronautics and Space Administration	Pass-Through Space Telescope Institute (STScI)		HST-GO-14229.001-A	43.RD		6,769	-
National Aeronautics and Space Administration	Pass-Through Space Telescope Institute (STScI)		HST-GO-14230.002-A	43.RD		(323)	-
National Aeronautics and Space Administration	Pass-Through Space Telescope Institute (STScI)		HST-GO-14356.004-A	43.RD		(233)	-
National Aeronautics and Space Administration	Pass-Through Space Telescope Institute (STScI)		HST-GO-14622.003-A	43.RD		5,507	-
National Aeronautics and Space Administration	Pass-Through Space Telescope Institute (STScI)		HST-GO-14729.001-A	43.RD		216	-
National Aeronautics and Space Administration	Pass-Through Space Telescope Institute (STScI)		HST-GO-14765.001-A	43.RD		34,338	-
National Aeronautics and Space Administration	Pass-Through Space Telescope Institute (STScI)		HST-GO-14896.004-A	43.RD		1,966	-
National Aeronautics and Space Administration	Pass-Through Space Telescope Institute (STScI)		HST-GO-14933.002-A	43.RD		31,034	-
National Aeronautics and Space Administration	Pass-Through Space Telescope Institute (STScI)		HST-GO-15088.001-A	43.RD		43,290	-



University of Michigan  
Schedule of Expenditures of Federal Awards  
For the Year Ended June 30, 2020

Cluster Title/Federal Grantor/Program	Type	Pass-Through Grantor	Award Identifier	CFDA Number	CFDA Program Title	Federal Expenditures	Passed-Through to Subrecipients
National Aeronautics and Space Administration	Pass-Through Space Telescope Institute (STScl)		HST-GO-15101.004-A	43.RD		19,391	-
National Aeronautics and Space Administration	Pass-Through Space Telescope Institute (STScl)		HST-GO-15117.033-A	43.RD		92,589	-
National Aeronautics and Space Administration	Pass-Through Space Telescope Institute (STScl)		HST-GO-15230.002-A	43.RD		46,986	-
National Aeronautics and Space Administration	Pass-Through Space Telescope Institute (STScl)		HST-GO-15271.016-A	43.RD		10,201	-
National Aeronautics and Space Administration	Pass-Through Space Telescope Institute (STScl)		HST-GO-15307.004-A	43.RD		46,597	-
National Aeronautics and Space Administration	Pass-Through Space Telescope Institute (STScl)		HST-GO-15352.002-A	43.RD		1,422	-
National Aeronautics and Space Administration	Pass-Through Space Telescope Institute (STScl)		HST-GO-15378.003-A	43.RD		13,673	-
National Aeronautics and Space Administration	Pass-Through Space Telescope Institute (STScl)		HST-GO-15626.004-A	43.RD		9,603	-
National Aeronautics and Space Administration	Pass-Through Space Telescope Institute (STScl)		HST-GO-15937.003-A	43.RD		51,856	-
National Aeronautics and Space Administration	Pass-Through Space Telescope Institute (STScl)		HST-HF2-51401.001-A	43.RD		110,832	-
National Aeronautics and Space Administration	Pass-Through Space Telescope Institute (STScl)		JWST-ERS-01288.005-A	43.RD		11,043	-
National Aeronautics and Space Administration	Pass-Through Space Telescope Institute (STScl)		JWST-ERS-01355.002-A	43.RD		16,105	-
National Aeronautics and Space Administration	Pass-Through Space Telescope Institute (STScl)		JWST-ERS-01364.002-A	43.RD		10,586	-
National Aeronautics and Space Administration	Pass-Through Space Telescope Institute (STScl)		JWST-ERS-01386.039-A	43.RD		1,824	-
National Aeronautics and Space Administration	Pass-Through University of Arizona		344641	43.RD		106,825	-
National Aeronautics and Space Administration	Pass-Through University of Colorado		1546525/ PO 1000320451	43.RD		44,938	-
National Aeronautics and Space Administration	Pass-Through University of Colorado		1546525/ PO 1000106275	43.RD		269,328	-
National Aeronautics and Space Administration	Pass-Through University of Washington		BPO15842	43.RD		15,087	-
						\$ 12,710,438	\$ 1,278,005
National Aeronautics and Space Administration	Direct		80NSSC17K0015	43.001	Science	285,202	8,927
National Aeronautics and Space Administration	Direct		80NSSC17K0116	43.001	Science	63,587	-
National Aeronautics and Space Administration	Direct		80NSSC17K0212	43.001	Science	129,801	16,246
National Aeronautics and Space Administration	Direct		80NSSC17K0323	43.001	Science	45,453	-
National Aeronautics and Space Administration	Direct		80NSSC17K0380	43.001	Science	46,442	-
National Aeronautics and Space Administration	Direct		80NSSC17K0381	43.001	Science	(18,014)	-
National Aeronautics and Space Administration	Direct		80NSSC17K0382	43.001	Science	44,053	-
National Aeronautics and Space Administration	Direct		80NSSC17K0453	43.001	Science	47,789	-
National Aeronautics and Space Administration	Direct		80NSSC17K0464	43.001	Science	7,125	-
National Aeronautics and Space Administration	Direct		80NSSC17K0493	43.001	Science	44,011	-
National Aeronautics and Space Administration	Direct		80NSSC17K0604	43.001	Science	46,305	-
National Aeronautics and Space Administration	Direct		80NSSC17K0628	43.001	Science	13,858	-
National Aeronautics and Space Administration	Direct		80NSSC17K0629	43.001	Science	884	-
National Aeronautics and Space Administration	Direct		80NSSC17K0630	43.001	Science	44,736	-
National Aeronautics and Space Administration	Direct		80NSSC17K0681	43.001	Science	178,894	-
National Aeronautics and Space Administration	Direct		80NSSC17K0686	43.001	Science	242,183	112,770
National Aeronautics and Space Administration	Direct		80NSSC17K0728	43.001	Science	175,807	20,727
National Aeronautics and Space Administration	Direct		80NSSC18K0275	43.001	Science	10,598	-
National Aeronautics and Space Administration	Direct		80NSSC18K0376	43.001	Science	28,536	-
National Aeronautics and Space Administration	Direct		80NSSC18K0377	43.001	Science	48,259	-
National Aeronautics and Space Administration	Direct		80NSSC18K0536	43.001	Science	20,805	-
National Aeronautics and Space Administration	Direct		80NSSC18K0551	43.001	Science	34,821	-
National Aeronautics and Space Administration	Direct		80NSSC18K0647	43.001	Science	72,317	-
National Aeronautics and Space Administration	Direct		80NSSC18K0653	43.001	Science	4,886	-
National Aeronautics and Space Administration	Direct		80NSSC18K0717	43.001	Science	82,696	-
National Aeronautics and Space Administration	Direct		80NSSC18K0802	43.001	Science	26,703	-
National Aeronautics and Space Administration	Direct		80NSSC18K0882	43.001	Science	14,797	-
National Aeronautics and Space Administration	Direct		80NSSC18K0900	43.001	Science	69,190	-
National Aeronautics and Space Administration	Direct		80NSSC18K0978	43.001	Science	6,119	-
National Aeronautics and Space Administration	Direct		80NSSC18K0986	43.001	Science	83,572	-
National Aeronautics and Space Administration	Direct		80NSSC18K0999	43.001	Science	2,201	-
National Aeronautics and Space Administration	Direct		80NSSC18K1000	43.001	Science	18,532	-
National Aeronautics and Space Administration	Direct		80NSSC18K1005	43.001	Science	98,792	-
National Aeronautics and Space Administration	Direct		80NSSC18K1033	43.001	Science	221,165	22,606
National Aeronautics and Space Administration	Direct		80NSSC18K1049	43.001	Science	56,993	-
National Aeronautics and Space Administration	Direct		80NSSC18K1060	43.001	Science	118,723	20,036
National Aeronautics and Space Administration	Direct		80NSSC18K1120	43.001	Science	43,769	-
National Aeronautics and Space Administration	Direct		80NSSC18K1121	43.001	Science	46,453	-
National Aeronautics and Space Administration	Direct		80NSSC18K1137	43.001	Science	133,548	-
National Aeronautics and Space Administration	Direct		80NSSC18K1208	43.001	Science	193,939	71,660
National Aeronautics and Space Administration	Direct		80NSSC18K1238	43.001	Science	45,151	-
National Aeronautics and Space Administration	Direct		80NSSC18K1240	43.001	Science	233,568	-
National Aeronautics and Space Administration	Direct		80NSSC18K1280	43.001	Science	110,464	-
National Aeronautics and Space Administration	Direct		80NSSC18K1344	43.001	Science	7,157	-
National Aeronautics and Space Administration	Direct		80NSSC18K1363	43.001	Science	209,756	-
National Aeronautics and Space Administration	Direct		80NSSC18K1454	43.001	Science	40,467	-
National Aeronautics and Space Administration	Direct		80NSSC18K1553	43.001	Science	242,114	108,562
National Aeronautics and Space Administration	Direct		80NSSC18K1596	43.001	Science	170,583	-
National Aeronautics and Space Administration	Direct		80NSSC18K1604	43.001	Science	56,182	-
National Aeronautics and Space Administration	Direct		80NSSC18K1617	43.001	Science	30,773	-
National Aeronautics and Space Administration	Direct		80NSSC18K1641	43.001	Science	18,357	-
National Aeronautics and Space Administration	Direct		80NSSC19K0003	43.001	Science	290,455	-
National Aeronautics and Space Administration	Direct		80NSSC19K0092	43.001	Science	55,021	-
National Aeronautics and Space Administration	Direct		80NSSC19K0168	43.001	Science	26,692	-
National Aeronautics and Space Administration	Direct		80NSSC19K0169	43.001	Science	13,317	-

University of Michigan  
 Schedule of Expenditures of Federal Awards  
 For the Year Ended June 30, 2020

Cluster Title/Federal Grantor/Program	Type	Pass-Through Grantor	Award Identifier	CFDA Number	CFDA Program Title	Federal Expenditures	Passed-Through to Subrecipients
National Aeronautics and Space Administration	Direct		80NSSC19K0204	43.001	Science	31,815	-
National Aeronautics and Space Administration	Direct		80NSSC19K0373	43.001	Science	69,916	-
National Aeronautics and Space Administration	Direct		80NSSC19K0457	43.001	Science	51,489	-
National Aeronautics and Space Administration	Direct		80NSSC19K0564	43.001	Science	61,914	-
National Aeronautics and Space Administration	Direct		80NSSC19K0579	43.001	Science	56,233	-
National Aeronautics and Space Administration	Direct		80NSSC19K0608	43.001	Science	106,702	-
National Aeronautics and Space Administration	Direct		80NSSC19K0640	43.001	Science	78,726	-
National Aeronautics and Space Administration	Direct		80NSSC19K0747	43.001	Science	24,159	-
National Aeronautics and Space Administration	Direct		80NSSC19K0782	43.001	Science	147,775	-
National Aeronautics and Space Administration	Direct		80NSSC19K0948	43.001	Science	181,202	-
National Aeronautics and Space Administration	Direct		80NSSC19K1013	43.001	Science	168,575	-
National Aeronautics and Space Administration	Direct		80NSSC19K1098	43.001	Science	39,478	-
National Aeronautics and Space Administration	Direct		80NSSC19K1279	43.001	Science	20,021	-
National Aeronautics and Space Administration	Direct		80NSSC19K1331	43.001	Science	39,431	-
National Aeronautics and Space Administration	Direct		80NSSC19K1430	43.001	Science	14,296	-
National Aeronautics and Space Administration	Direct		80NSSC19K1433	43.001	Science	39,095	-
National Aeronautics and Space Administration	Direct		80NSSC19K1446	43.001	Science	14,904	-
National Aeronautics and Space Administration	Direct		80NSSC19K1472	43.001	Science	6,536	-
National Aeronautics and Space Administration	Direct		80NSSC19K1526	43.001	Science	37,227	-
National Aeronautics and Space Administration	Direct		80NSSC19K1530	43.001	Science	43,904	-
National Aeronautics and Space Administration	Direct		80NSSC19K1534	43.001	Science	6,045	-
National Aeronautics and Space Administration	Direct		80NSSC19K1654	43.001	Science	5,833	-
National Aeronautics and Space Administration	Direct		80NSSC19M0232	43.001	Science	26,076	-
National Aeronautics and Space Administration	Direct		80NSSC20K0190	43.001	Science	3,652	-
National Aeronautics and Space Administration	Direct		80NSSC20K0353	43.001	Science	11,191	-
National Aeronautics and Space Administration	Direct		80NSSC20K0409	43.001	Science	53,549	19,677
National Aeronautics and Space Administration	Direct		80NSSC20K0509	43.001	Science	1,451	-
National Aeronautics and Space Administration	Direct		80NSSC20K0510	43.001	Science	2,327	-
National Aeronautics and Space Administration	Direct		80NSSC20K0568	43.001	Science	18,414	-
National Aeronautics and Space Administration	Direct		80NSSC20K0600	43.001	Science	93,384	10,877
National Aeronautics and Space Administration	Direct		80NSSC20K0651	43.001	Science	13,544	-
National Aeronautics and Space Administration	Direct		80NSSC20K0659	43.001	Science	5,127	-
National Aeronautics and Space Administration	Direct		80NSSC20K0980	43.001	Science	3,150	2,242
National Aeronautics and Space Administration	Direct		NNX12AR53G	43.001	Science	(454)	-
National Aeronautics and Space Administration	Direct		NNX13AP36G	43.001	Science	11,622	-
National Aeronautics and Space Administration	Direct		NNX14AC82G	43.001	Science	5,979	-
National Aeronautics and Space Administration	Direct		NNX14AF90G	43.001	Science	169,314	-
National Aeronautics and Space Administration	Direct		NNX15AD40G	43.001	Science	27,525	25,962
National Aeronautics and Space Administration	Direct		NNX15AE77G	43.001	Science	(95)	-
National Aeronautics and Space Administration	Direct		NNX15AH28G	43.001	Science	20,671	-
National Aeronautics and Space Administration	Direct		NNX15AJ39G	43.001	Science	167,510	-
National Aeronautics and Space Administration	Direct		NNX15AJ68G	43.001	Science	(2,304)	-
National Aeronautics and Space Administration	Direct		NNX15AK79G	43.001	Science	13,067	-
National Aeronautics and Space Administration	Direct		NNX15AL01G	43.001	Science	132,576	-
National Aeronautics and Space Administration	Direct		NNX15AM53G	43.001	Science	(782)	-
National Aeronautics and Space Administration	Direct		NNX15AM93G	43.001	Science	28,484	26,588
National Aeronautics and Space Administration	Direct		NNX15AQ16G	43.001	Science	140,827	-
National Aeronautics and Space Administration	Direct		NNX16AB37G	43.001	Science	9,619	-
National Aeronautics and Space Administration	Direct		NNX16AB47G	43.001	Science	56,045	-
National Aeronautics and Space Administration	Direct		NNX16AB48G	43.001	Science	61,024	68,686
National Aeronautics and Space Administration	Direct		NNX16AC01G	43.001	Science	173,899	-
National Aeronautics and Space Administration	Direct		NNX16AC66A	43.001	Science	1,606,062	-
National Aeronautics and Space Administration	Direct		NNX16AC74G	43.001	Science	(12)	-
National Aeronautics and Space Administration	Direct		NNX16AD43G	43.001	Science	142,890	-
National Aeronautics and Space Administration	Direct		NNX16AE38G	43.001	Science	148,076	54,000
National Aeronautics and Space Administration	Direct		NNX16AF23G	43.001	Science	73,231	-
National Aeronautics and Space Administration	Direct		NNX16AH01G	43.001	Science	148,539	-
National Aeronautics and Space Administration	Direct		NNX16AH47G	43.001	Science	29,898	-
National Aeronautics and Space Administration	Direct		NNX16AH79G	43.001	Science	78,214	-
National Aeronautics and Space Administration	Direct		NNX16AI19G	43.001	Science	52,011	-
National Aeronautics and Space Administration	Direct		NNX16AI41G	43.001	Science	32,073	-
National Aeronautics and Space Administration	Direct		NNX16AJ54G	43.001	Science	374,865	191,640
National Aeronautics and Space Administration	Direct		NNX16AJ67G	43.001	Science	256,902	25,402
National Aeronautics and Space Administration	Direct		NNX16AL12G	43.001	Science	133,648	24,722
National Aeronautics and Space Administration	Direct		NNX16AM23G	43.001	Science	(16,565)	(10,624)
National Aeronautics and Space Administration	Direct		NNX16AM99G	43.001	Science	101,946	-
National Aeronautics and Space Administration	Direct		NNX16AP04H	43.001	Science	24	-
National Aeronautics and Space Administration	Direct		NNX16AP32G	43.001	Science	22,913	-
National Aeronautics and Space Administration	Direct		NNX16AQ04G	43.001	Science	95,197	-
National Aeronautics and Space Administration	Direct		NNX17AB87G	43.001	Science	163,398	-
National Aeronautics and Space Administration	Direct		NNX17AD37G	43.001	Science	54,954	54,954
National Aeronautics and Space Administration	Direct		NNX17AD58G	43.001	Science	34,830	-
National Aeronautics and Space Administration	Direct		NNX17AD60G	43.001	Science	7,768	-
National Aeronautics and Space Administration	Direct		NNX17AD66G	43.001	Science	335,222	-

University of Michigan  
 Schedule of Expenditures of Federal Awards  
 For the Year Ended June 30, 2020

Cluster Title/Federal Grantor/Program	Type	Pass-Through Grantor	Award Identifier	CFDA Number	CFDA Program Title	Federal Expenditures	Passed-Through to Subrecipients
National Aeronautics and Space Administration	Direct		NNX17AE31G	43.001	Science	30,526	-
National Aeronautics and Space Administration	Direct		NNX17AE57G	43.001	Science	69,037	-
National Aeronautics and Space Administration	Direct		NNX17AE63G	43.001	Science	5,323	-
National Aeronautics and Space Administration	Direct		NNX17AF21G	43.001	Science	120,480	-
National Aeronautics and Space Administration	Direct		NNX17AG25G	43.001	Science	93,963	18,530
National Aeronautics and Space Administration	Direct		NNX17AH55G	43.001	Science	97,904	-
National Aeronautics and Space Administration	Direct		NNX17AH97G	43.001	Science	239,437	-
National Aeronautics and Space Administration	Direct		NNX17AI48G	43.001	Science	131,554	-
National Aeronautics and Space Administration	Direct		NNX17AK19G	43.001	Science	232,748	102,072
National Aeronautics and Space Administration	Direct		NNX17AL23G	43.001	Science	76,474	-
National Aeronautics and Space Administration	Pass-Through	Auburn University	19-PHY-209382-UM	43.001	Science	17,401	-
National Aeronautics and Space Administration	Pass-Through	Bay Area Environmental Research Institute	Subcontract	43.001	Science	7,776	-
National Aeronautics and Space Administration	Pass-Through	California Institute of Technology	44A-1093998	43.001	Science	362	-
National Aeronautics and Space Administration	Pass-Through	California Institute of Technology	S380136	43.001	Science	98,156	-
National Aeronautics and Space Administration	Pass-Through	Catholic University of America	361628	43.001	Science	29,806	-
National Aeronautics and Space Administration	Pass-Through	George Mason University	E2048402	43.001	Science	27,545	-
National Aeronautics and Space Administration	Pass-Through	Harvard University	SV0-09005	43.001	Science	2,989	-
National Aeronautics and Space Administration	Pass-Through	Michigan Technological University	160908222	43.001	Science	149,531	-
National Aeronautics and Space Administration	Pass-Through	Northern Arizona University	1004366-01	43.001	Science	9,377	-
National Aeronautics and Space Administration	Pass-Through	Ohio State University, The	60062085	43.001	Science	4,032	-
National Aeronautics and Space Administration	Pass-Through	Ohio State University, The	60066837 (RF01588100)	43.001	Science	68,547	-
National Aeronautics and Space Administration	Pass-Through	Planetary Science Institute	1705-MICH	43.001	Science	8,792	-
National Aeronautics and Space Administration	Pass-Through	Predictive Science Inc.	Research Agrmt dtd 12/1/17	43.001	Science	27,236	-
National Aeronautics and Space Administration	Pass-Through	Smithsonian Institution	AR0-21011X	43.001	Science	39,679	-
National Aeronautics and Space Administration	Pass-Through	Smithsonian Institution	AR6-17006B	43.001	Science	6,074	-
National Aeronautics and Space Administration	Pass-Through	Smithsonian Institution	AR8-19017X	43.001	Science	50,580	-
National Aeronautics and Space Administration	Pass-Through	Smithsonian Institution	AR9-20006X	43.001	Science	56,828	-
National Aeronautics and Space Administration	Pass-Through	Smithsonian Institution	DD8-19103X	43.001	Science	15,395	-
National Aeronautics and Space Administration	Pass-Through	Smithsonian Institution	DD9-20106X	43.001	Science	18,588	-
National Aeronautics and Space Administration	Pass-Through	Smithsonian Institution	DD9-20110X	43.001	Science	4,357	-
National Aeronautics and Space Administration	Pass-Through	Smithsonian Institution	G06-17031A	43.001	Science	(61)	-
National Aeronautics and Space Administration	Pass-Through	Smithsonian Institution	G07-18038X	43.001	Science	14,285	-
National Aeronautics and Space Administration	Pass-Through	Smithsonian Institution	GO5-16035X	43.001	Science	(321)	-
National Aeronautics and Space Administration	Pass-Through	Smithsonian Institution	GO5-16045X	43.001	Science	29,685	-
National Aeronautics and Space Administration	Pass-Through	Smithsonian Institution	GO6-17082X	43.001	Science	21,916	-
National Aeronautics and Space Administration	Pass-Through	Smithsonian Institution	GO7-18031A	43.001	Science	7,769	-
National Aeronautics and Space Administration	Pass-Through	Smithsonian Institution	GO7-18042X	43.001	Science	8,952	-
National Aeronautics and Space Administration	Pass-Through	Smithsonian Institution	GO7-18072X	43.001	Science	12,992	-
National Aeronautics and Space Administration	Pass-Through	Smithsonian Institution	GO7-18073X	43.001	Science	30,540	-
National Aeronautics and Space Administration	Pass-Through	Smithsonian Institution	GO7-18087X	43.001	Science	5,802	-
National Aeronautics and Space Administration	Pass-Through	Smithsonian Institution	GO7-18119X	43.001	Science	49,301	-
National Aeronautics and Space Administration	Pass-Through	Smithsonian Institution	GO8-19016B	43.001	Science	9,885	-
National Aeronautics and Space Administration	Pass-Through	Smithsonian Institution	GO8-19019X	43.001	Science	41,663	-
National Aeronautics and Space Administration	Pass-Through	Smithsonian Institution	GO8-19021X	43.001	Science	63,660	-
National Aeronautics and Space Administration	Pass-Through	Smithsonian Institution	GO8-19031X	43.001	Science	2,456	-
National Aeronautics and Space Administration	Pass-Through	Smithsonian Institution	GO8-19078X	43.001	Science	30,387	-
National Aeronautics and Space Administration	Pass-Through	Smithsonian Institution	GO8-19095X	43.001	Science	8,594	-
National Aeronautics and Space Administration	Pass-Through	Smithsonian Institution	GO8-19107B	43.001	Science	1,637	-
National Aeronautics and Space Administration	Pass-Through	Smithsonian Institution	GO9-20032X	43.001	Science	31,342	-
National Aeronautics and Space Administration	Pass-Through	Smithsonian Institution	GO9-20096X	43.001	Science	4,421	-
National Aeronautics and Space Administration	Pass-Through	Smithsonian Institution	GO9-20100X	43.001	Science	4,357	-
National Aeronautics and Space Administration	Pass-Through	Smithsonian Institution	SP8-19003X	43.001	Science	43,772	-
National Aeronautics and Space Administration	Pass-Through	Smithsonian Institution	SV6-86010	43.001	Science	101,129	-
National Aeronautics and Space Administration	Pass-Through	Smithsonian Institution	TM8-19007X	43.001	Science	4,734	-
National Aeronautics and Space Administration	Pass-Through	Smithsonian Institution	TM9-20006X	43.001	Science	58,283	-
National Aeronautics and Space Administration	Pass-Through	Southwest Research Institute	M99032CEP	43.001	Science	330,746	-
National Aeronautics and Space Administration	Pass-Through	Space Science Institute	Subaward no. 000799	43.001	Science	8,240	-
National Aeronautics and Space Administration	Pass-Through	SRI International	119-000260	43.001	Science	120,124	-
National Aeronautics and Space Administration	Pass-Through	The University of Texas at Austin	UTA18-000984	43.001	Science	51,098	-
National Aeronautics and Space Administration	Pass-Through	Universities Space Research Association (USRA)	02310-01	43.001	Science	10,220	-
National Aeronautics and Space Administration	Pass-Through	University Corporation for Atmospheric Research	SUBAWD000669	43.001	Science	50,665	-
National Aeronautics and Space Administration	Pass-Through	University of Alaska Fairbanks	UAF 19-0126	43.001	Science	43,086	-
National Aeronautics and Space Administration	Pass-Through	University of California - Berkeley	00009760	43.001	Science	1,433	-
National Aeronautics and Space Administration	Pass-Through	University of California - Berkeley	00009823 / 80NSSC18K0645	43.001	Science	16,005	-
National Aeronautics and Space Administration	Pass-Through	University of California - Davis	201403446-01	43.001	Science	(416)	-
National Aeronautics and Space Administration	Pass-Through	University of Colorado	1554008	43.001	Science	38,875	-
National Aeronautics and Space Administration	Pass-Through	University of Colorado	1554484	43.001	Science	35,078	-
National Aeronautics and Space Administration	Pass-Through	University of Maryland, College Park	65304-Z6144201	43.001	Science	29,004	-
National Aeronautics and Space Administration	Pass-Through	University of Maryland, College Park	83811-Z6214202	43.001	Science	31,795	-
National Aeronautics and Space Administration	Pass-Through	University of New Hampshire	L0021	43.001	Science	21,160	-
National Aeronautics and Space Administration	Pass-Through	University of New Hampshire	Subaward # 18-013	43.001	Science	177,297	-
National Aeronautics and Space Administration	Pass-Through	University of Wisconsin	849K951	43.001	Science	130,857	-
National Aeronautics and Space Administration	Pass-Through	West Virginia University	14-109-UM	43.001	Science	15,287	-
National Aeronautics and Space Administration	Pass-Through	Woods Hole Oceanographic Institute	A101330, WHOI Project 23143700	43.001	Science	10,827	-

University of Michigan  
Schedule of Expenditures of Federal Awards  
For the Year Ended June 30, 2020

Cluster Title/Federal Grantor/Program	Type	Pass-Through Grantor	Award Identifier	CFDA Number	CFDA Program Title	Federal Expenditures	Passed-Through to Subrecipients	
National Aeronautics and Space Administration	Pass-Through	Woods Hole Research Center	Subcontract Agreement No. WHRC	43.001	Science	124,139	-	
						\$ 14,326,536	\$ 996,262	
National Aeronautics and Space Administration	Direct		80NSSC18K1735	43.002	Aeronautics	59,949	-	
National Aeronautics and Space Administration	Direct		80NSSC18M0149	43.002	Aeronautics	96,223	-	
National Aeronautics and Space Administration	Direct		NNX16AP90A	43.002	Aeronautics	329,526	123,914	
National Aeronautics and Space Administration	Pass-Through	Georgia Institute of Technology	RK588-G1/AWD-102526-G1	43.002	Aeronautics	140,348	-	
National Aeronautics and Space Administration	Pass-Through	University of Washington	UWSC11501	43.002	Aeronautics	52,512	-	
						\$ 678,558	\$ 123,914	
National Aeronautics and Space Administration	Pass-Through	Baylor College of Medicine	Subaward Agreement	43.003	Exploration	56,931	-	
National Aeronautics and Space Administration	Pass-Through	University of Colorado Boulder	1555631	43.003	Exploration	80,358	-	
						\$ 137,289	\$ -	
National Aeronautics and Space Administration	Direct		NNX15AW42A	43.007	Space Operations	(9)	-	
National Aeronautics and Space Administration	Direct		NNX15AJ20H	43.008	Education	632,084	287,783	
National Aeronautics and Space Administration	Direct		NNX16AI92A	43.008	Education	(52,588)	-	
National Aeronautics and Space Administration	Direct		NNX16AT21H	43.008	Education	(17,365)	-	
						\$ 562,131	\$ 287,783	
National Aeronautics and Space Administration	Direct		NNX17AD24G	43.009	Cross Agency Support	\$ 1,403,714	\$ 336,822	
National Aeronautics and Space Administration	Direct		80NSSC17K0152	43.012	Space Technology	65,092	-	
National Aeronautics and Space Administration	Direct		80NSSC17K0156	43.012	Space Technology	68,366	-	
National Aeronautics and Space Administration	Direct		80NSSC17K0157	43.012	Space Technology	65,728	-	
National Aeronautics and Space Administration	Direct		80NSSC18K1151	43.012	Space Technology	74,292	-	
National Aeronautics and Space Administration	Direct		80NSSC18K1161	43.012	Space Technology	63,808	-	
National Aeronautics and Space Administration	Direct		80NSSC18K1190	43.012	Space Technology	75,409	-	
National Aeronautics and Space Administration	Direct		80NSSC19K0219	43.012	Space Technology	190,484	21,877	
National Aeronautics and Space Administration	Direct		80NSSC19K1157	43.012	Space Technology	52,987	-	
National Aeronautics and Space Administration	Direct		80NSSC20K0295	43.012	Space Technology	37,607	-	
National Aeronautics and Space Administration	Direct		NNX15AQ37H	43.012	Space Technology	9,112	-	
National Aeronautics and Space Administration	Direct		NNX15AQ43H	43.012	Space Technology	5,495	-	
National Aeronautics and Space Administration	Direct		NNX16AM61H	43.012	Space Technology	55,218	-	
National Aeronautics and Space Administration	Direct		NNX16AM62H	43.012	Space Technology	58,100	-	
National Aeronautics and Space Administration	Direct		NNX16AM92H	43.012	Space Technology	71,467	-	
National Aeronautics and Space Administration	Direct		NNX16AR65G	43.012	Space Technology	248,936	-	
National Aeronautics and Space Administration	Direct		NNX16AT35A	43.012	Space Technology	9,605	-	
National Aeronautics and Space Administration	Direct		NNX16AT43G	43.012	Space Technology	240,849	-	
						\$ 1,392,555	\$ 21,877	
						\$ 31,211,212	\$ 3,044,663	
Total National Aeronautics and Space Administration								
Institute of Museum and Library Services	Direct		MA-30-16-0527-16	45.301	Museums for America	(1,064)	-	
Institute of Museum and Library Services	Direct		MA-30-18-0240-18	45.301	Museums for America	86,195	-	
Institute of Museum and Library Services	Direct		MA-40-18-0571-18	45.301	Museums for America	67,832	-	
						\$ 152,963	\$ -	
Institute of Museum and Library Services	Direct		AL-00-19-0002-19	45.312	National Leadership Grants	9,899	-	
Institute of Museum and Library Services	Direct		LG-37-19-0134-19	45.312	National Leadership Grants	93,268	-	
Institute of Museum and Library Services	Direct		LG-96-18-0040-18	45.312	National Leadership Grants	172,003	-	
Institute of Museum and Library Services	Pass-Through	Arizona State University	17-092	45.312	National Leadership Grants	45,733	-	
						\$ 320,903	\$ -	
Institute of Museum and Library Services	Direct		RE-00-15-0113-15	45.313	Laura Bush 21st Century Librarian Program	(659)	-	
Institute of Museum and Library Services	Direct		RE-01-15-0086-15	45.313	Laura Bush 21st Century Librarian Program	(763)	-	
Institute of Museum and Library Services	Direct		RE-05-15-0021-15	45.313	Laura Bush 21st Century Librarian Program	4,906	-	
Institute of Museum and Library Services	Direct		RE-07-18-0118-18	45.313	Laura Bush 21st Century Librarian Program	110,710	-	
Institute of Museum and Library Services	Direct		RE-17-19-0036-19	45.313	Laura Bush 21st Century Librarian Program	46,815	-	
Institute of Museum and Library Services	Direct		RE-73-18-0059-18	45.313	Laura Bush 21st Century Librarian Program	25,393	-	
Institute of Museum and Library Services	Direct		RE-95-17-0104-17	45.313	Laura Bush 21st Century Librarian Program	91,566	20,488	
						\$ 277,968	\$ 20,488	
						\$ 751,834	\$ 20,488	
Total Institute of Museum and Library Services								
National Endowment for the Arts	Direct		16-4200-7024	45.024	Promotion of the Arts Grants to Organizations and Individuals	(1,240)	-	
National Endowment for the Arts	Direct		17-4400-7112	45.024	Promotion of the Arts Grants to Organizations and Individuals	(2,505)	-	
National Endowment for the Arts	Direct		1807845-44-18	45.024	Promotion of the Arts Grants to Organizations and Individuals	(1,013)	-	
National Endowment for the Arts	Direct		1809973-38-18	45.024	Promotion of the Arts Grants to Organizations and Individuals	(137)	-	
						\$ (4,895)	\$ -	
National Endowment for the Arts	Pass-Through	Michigan, State of, Council for Arts and Cultural Affairs	19PS4891ED	45.025	Promotion of the Arts Partnership Agreements	4,576	-	
National Endowment for the Arts	Pass-Through	Michigan, State of, Council for Arts and Cultural Affairs	20PS5654ED	45.025	Promotion of the Arts Partnership Agreements	21,846	-	
						\$ 26,422	\$ -	
Total National Endowment for the Arts							\$ 21,527	\$ -
National Endowment for the Humanities	Pass-Through	American Musicological Society	RQ-260882-18	45.RD		36,661	-	
National Endowment for the Humanities	Direct		ZH-252894	45.130	Promotion of the Humanities Challenge Grants	21,803	-	
						\$ 58,464	\$ -	
National Endowment for the Humanities	Direct		PW-264105-19	45.149	Access	97,693	12,293	
National Endowment for the Humanities	Direct		FA-251067-17	45.160	Promotion of the Humanities Fellowships and Stipends	(27,714)	-	
National Endowment for the Humanities	Direct		FZ-256488-17	45.160	Promotion of the Humanities Fellowships and Stipends	(22,036)	-	
						\$ (49,750)	\$ -	
National Endowment for the Humanities	Direct		RQ-249784-16	45.161	Promotion of the Humanities Research	(28,443)	-	
						\$ (28,443)	\$ -	

University of Michigan  
 Schedule of Expenditures of Federal Awards  
 For the Year Ended June 30, 2020

Cluster Title/Federal Grantor/Program	Type	Pass-Through Grantor	Award Identifier	CFDA Number	CFDA Program Title	Federal Expenditures	Passed-Through to Subrecipients
National Endowment for the Humanities	Direct		RQ-266249-19	45.161	Promotion of the Humanities Research	128,505	-
National Endowment for the Humanities	Direct		RZ-249792-16	45.161	Promotion of the Humanities Research	(50,900)	-
National Endowment for the Humanities	Direct		RZ-260848-18	45.161	Promotion of the Humanities Research	4,806	-
National Endowment for the Humanities	Direct		RZ-266172-19	45.161	Promotion of the Humanities Research	14,342	-
						\$ 68,310	\$ -
National Endowment for the Humanities	Direct		HZ-259485-18	45.169	Promotion of the Humanities Office of Digital Humanities	\$ 57,728	\$ -
National Endowment for the Humanities	Pass-Through	Gallaudet University	HAA-258756-18	45.169	Promotion of the Humanities Office of Digital Humanities	7,163	-
National Endowment for the Humanities	Pass-Through	Gallaudet University	HAA-258756-18	45.169	Promotion of the Humanities Office of Digital Humanities	26,122	-
						\$ 91,013	\$ -
			Total National Endowment for the Humanities			\$ 265,730	\$ 12,293
National Science Foundation	Direct		1903736	47.RD		\$ 355,924	\$ -
National Science Foundation	Direct		2034557	47.RD		17,155	-
National Science Foundation	Direct		IPA Agreement	47.RD		285,512	-
National Science Foundation	Direct		IPA Agreement	47.RD		363,475	-
National Science Foundation	Pass-Through	American Educational Research Association	Agreement	47.RD		14,516	-
National Science Foundation	Pass-Through	Antora Energy, Inc	Roundtable Research Agreement	47.RD		6,191	-
National Science Foundation	Pass-Through	Boston University	4500003219	47.RD		241,824	-
National Science Foundation	Pass-Through	Boston University	4500003220	47.RD		17,374	-
National Science Foundation	Pass-Through	Boston University	4500003221	47.RD		81,707	-
National Science Foundation	Pass-Through	Indiana University	BL-4843252-UM	47.RD		58,463	-
National Science Foundation	Pass-Through	Princeton University	SUB0000275	47.RD		76,990	-
National Science Foundation	Pass-Through	Sassafras Tech Collective	1842949	47.RD		2,456	-
						\$ 1,521,587	\$ -
National Science Foundation	Direct		1240264	47.041	Engineering	24,075	-
National Science Foundation	Direct		1454188	47.041	Engineering	111,099	-
National Science Foundation	Direct		1462060	47.041	Engineering	52,556	-
National Science Foundation	Direct		1462084	47.041	Engineering	(4,344)	-
National Science Foundation	Direct		1462267	47.041	Engineering	(6,236)	-
National Science Foundation	Direct		1462910	47.041	Engineering	26,218	-
National Science Foundation	Direct		1507192	47.041	Engineering	9,049	-
National Science Foundation	Direct		1507928	47.041	Engineering	62,087	-
National Science Foundation	Direct		1508943	47.041	Engineering	3,029	-
National Science Foundation	Direct		1509691	47.041	Engineering	(8,770)	-
National Science Foundation	Direct		1511720	47.041	Engineering	9,193	-
National Science Foundation	Direct		1511834	47.041	Engineering	(3,961)	-
National Science Foundation	Direct		1531533	47.041	Engineering	31,042	8,820
National Science Foundation	Direct		1533557	47.041	Engineering	17,719	-
National Science Foundation	Direct		1534003	47.041	Engineering	234,944	-
National Science Foundation	Direct		1536188	47.041	Engineering	5,986	-
National Science Foundation	Direct		1536603	47.041	Engineering	217	-
National Science Foundation	Direct		1536834	47.041	Engineering	24,177	-
National Science Foundation	Direct		1536924	47.041	Engineering	5,448	-
National Science Foundation	Direct		1537222	47.041	Engineering	(3,458)	-
National Science Foundation	Direct		1537360	47.041	Engineering	36,833	-
National Science Foundation	Direct		1537440	47.041	Engineering	(55)	-
National Science Foundation	Direct		1537582	47.041	Engineering	(657)	-
National Science Foundation	Direct		1547073	47.041	Engineering	(61)	-
National Science Foundation	Direct		1552534	47.041	Engineering	426,707	-
National Science Foundation	Direct		1552545	47.041	Engineering	107,621	-
National Science Foundation	Direct		1552580	47.041	Engineering	12,129	-
National Science Foundation	Direct		1553831	47.041	Engineering	41,682	-
National Science Foundation	Direct		1553860	47.041	Engineering	59,767	-
National Science Foundation	Direct		1553873	47.041	Engineering	38,725	-
National Science Foundation	Direct		1554349	47.041	Engineering	90,855	-
National Science Foundation	Direct		1561791	47.041	Engineering	29,662	-
National Science Foundation	Direct		1562209	47.041	Engineering	126,187	-
National Science Foundation	Direct		1562254	47.041	Engineering	37,677	-
National Science Foundation	Direct		1562388	47.041	Engineering	65,685	-
National Science Foundation	Direct		1562612	47.041	Engineering	73,260	-
National Science Foundation	Direct		1565355	47.041	Engineering	18,316	-
National Science Foundation	Direct		1565863	47.041	Engineering	(1,231)	-
National Science Foundation	Direct		1602183	47.041	Engineering	(11,977)	-
National Science Foundation	Direct		1604069	47.041	Engineering	84,258	-
National Science Foundation	Direct		1604903	47.041	Engineering	107,748	-
National Science Foundation	Direct		1605202	47.041	Engineering	59,633	-
National Science Foundation	Direct		1607250	47.041	Engineering	31,020	1,100
National Science Foundation	Direct		1608338	47.041	Engineering	4,687	-
National Science Foundation	Direct		1608361	47.041	Engineering	167,306	-
National Science Foundation	Direct		1634505	47.041	Engineering	3,257	-
National Science Foundation	Direct		1634545	47.041	Engineering	78,995	-
National Science Foundation	Direct		1634676	47.041	Engineering	90,112	-
National Science Foundation	Direct		1634680	47.041	Engineering	86,974	-
National Science Foundation	Direct		1634694	47.041	Engineering	57,342	-

University of Michigan  
 Schedule of Expenditures of Federal Awards  
 For the Year Ended June 30, 2020

Cluster Title/Federal Grantor/Program	Type	Pass-Through Grantor	Award Identifier	CFDA Number	CFDA Program Title	Federal Expenditures	Passed-Through to Subrecipients
National Science Foundation	Direct		1634824	47.041	Engineering	106,654	-
National Science Foundation	Direct		1636132	47.041	Engineering	16,224	-
National Science Foundation	Direct		1639244	47.041	Engineering	538,585	237,169
National Science Foundation	Direct		1640417	47.041	Engineering	20,721	-
National Science Foundation	Direct		1640633	47.041	Engineering	(334)	-
National Science Foundation	Direct		1643280	47.041	Engineering	766,055	286,105
National Science Foundation	Direct		1645229	47.041	Engineering	7,218	-
National Science Foundation	Direct		1653339	47.041	Engineering	208	-
National Science Foundation	Direct		1661568	47.041	Engineering	64,769	-
National Science Foundation	Direct		1662553	47.041	Engineering	17,049	-
National Science Foundation	Direct		1662774	47.041	Engineering	40,737	-
National Science Foundation	Direct		1663288	47.041	Engineering	121,359	-
National Science Foundation	Direct		1700848	47.041	Engineering	29,950	-
National Science Foundation	Direct		1701057	47.041	Engineering	58	-
National Science Foundation	Direct		1701343	47.041	Engineering	127,332	-
National Science Foundation	Direct		1702418	47.041	Engineering	151,861	-
National Science Foundation	Direct		1702471	47.041	Engineering	38,747	-
National Science Foundation	Direct		1703435	47.041	Engineering	134,945	-
National Science Foundation	Direct		1703543	47.041	Engineering	101,408	-
National Science Foundation	Direct		1705273	47.041	Engineering	109,975	-
National Science Foundation	Direct		1708700	47.041	Engineering	2,009	-
National Science Foundation	Direct		1708706	47.041	Engineering	53,795	-
National Science Foundation	Direct		1709207	47.041	Engineering	212,275	-
National Science Foundation	Direct		1710940	47.041	Engineering	24,283	-
National Science Foundation	Direct		1727371	47.041	Engineering	105,987	-
National Science Foundation	Direct		1727618	47.041	Engineering	47,136	-
National Science Foundation	Direct		1727918	47.041	Engineering	360,654	-
National Science Foundation	Direct		1730549	47.041	Engineering	162,779	-
National Science Foundation	Direct		1733665	47.041	Engineering	165,204	-
National Science Foundation	Direct		1740865	47.041	Engineering	200,291	38,700
National Science Foundation	Direct		1741618	47.041	Engineering	363,501	137,410
National Science Foundation	Direct		1745866	47.041	Engineering	98,993	-
National Science Foundation	Direct		1747739	47.041	Engineering	124,300	-
National Science Foundation	Direct		1750339	47.041	Engineering	14,253	-
National Science Foundation	Direct		1750744	47.041	Engineering	72,106	-
National Science Foundation	Direct		1751093	47.041	Engineering	19,996	-
National Science Foundation	Direct		1751426	47.041	Engineering	83,749	-
National Science Foundation	Direct		1751590	47.041	Engineering	71,013	-
National Science Foundation	Direct		1757522	47.041	Engineering	77,530	-
National Science Foundation	Direct		1760247	47.041	Engineering	34,784	-
National Science Foundation	Direct		1760291	47.041	Engineering	169,557	-
National Science Foundation	Direct		1761300	47.041	Engineering	124,654	-
National Science Foundation	Direct		1762247	47.041	Engineering	90,867	-
National Science Foundation	Direct		1762369	47.041	Engineering	74,445	-
National Science Foundation	Direct		1762657	47.041	Engineering	168,493	-
National Science Foundation	Direct		1802390	47.041	Engineering	121,881	-
National Science Foundation	Direct		1803730	47.041	Engineering	73,778	-
National Science Foundation	Direct		1803945	47.041	Engineering	23,988	-
National Science Foundation	Direct		1803983	47.041	Engineering	54,371	-
National Science Foundation	Direct		1803991	47.041	Engineering	21,554	-
National Science Foundation	Direct		1804053	47.041	Engineering	68,947	-
National Science Foundation	Direct		1804287	47.041	Engineering	65,257	-
National Science Foundation	Direct		1804313	47.041	Engineering	44,074	-
National Science Foundation	Direct		1804321	47.041	Engineering	58,717	-
National Science Foundation	Direct		1804458	47.041	Engineering	112,149	-
National Science Foundation	Direct		1804945	47.041	Engineering	60,302	-
National Science Foundation	Direct		1805085	47.041	Engineering	120,764	45,001
National Science Foundation	Direct		1807940	47.041	Engineering	118,313	-
National Science Foundation	Direct		1808051	47.041	Engineering	171,850	-
National Science Foundation	Direct		1809365	47.041	Engineering	156,067	-
National Science Foundation	Direct		1810144	47.041	Engineering	43,937	-
National Science Foundation	Direct		1813963	47.041	Engineering	162,290	-
National Science Foundation	Direct		1824635	47.041	Engineering	12,624	-
National Science Foundation	Direct		1825133	47.041	Engineering	122,274	-
National Science Foundation	Direct		1825669	47.041	Engineering	81,364	-
National Science Foundation	Direct		1825918	47.041	Engineering	161,349	-
National Science Foundation	Direct		1825931	47.041	Engineering	85,240	-
National Science Foundation	Direct		1825945	47.041	Engineering	108,491	-
National Science Foundation	Direct		1826621	47.041	Engineering	58,104	-
National Science Foundation	Direct		1827123	47.041	Engineering	75,144	-
National Science Foundation	Direct		1830338	47.041	Engineering	67,200	-
National Science Foundation	Direct		1832591	47.041	Engineering	13,812	-
National Science Foundation	Direct		1840433	47.041	Engineering	524	-
National Science Foundation	Direct		1840492	47.041	Engineering	40,227	3,590

University of Michigan  
 Schedule of Expenditures of Federal Awards  
 For the Year Ended June 30, 2020

Cluster Title/Federal Grantor/Program	Type	Pass-Through Grantor	Award Identifier	CFDA Number	CFDA Program Title	Federal Expenditures	Passed-Through to Subrecipients
National Science Foundation	Direct		1840559	47.041	Engineering	44,836	-
National Science Foundation	Direct		1841755	47.041	Engineering	33,741	-
National Science Foundation	Direct		1844132	47.041	Engineering	186,753	-
National Science Foundation	Direct		1845093	47.041	Engineering	27,309	-
National Science Foundation	Direct		1845980	47.041	Engineering	15,795	-
National Science Foundation	Direct		1846054	47.041	Engineering	60,791	-
National Science Foundation	Direct		1846969	47.041	Engineering	37,590	-
National Science Foundation	Direct		1854726	47.041	Engineering	57,002	-
National Science Foundation	Direct		1855354	47.041	Engineering	79,571	-
National Science Foundation	Direct		1901582	47.041	Engineering	114,139	-
National Science Foundation	Direct		1901718	47.041	Engineering	67,496	-
National Science Foundation	Direct		1903506	47.041	Engineering	32,082	-
National Science Foundation	Direct		1904394	47.041	Engineering	37,653	-
National Science Foundation	Direct		1904742	47.041	Engineering	91,887	-
National Science Foundation	Direct		1907517	47.041	Engineering	88,797	-
National Science Foundation	Direct		1910283	47.041	Engineering	22,668	-
National Science Foundation	Direct		1912482	47.041	Engineering	52,255	-
National Science Foundation	Direct		1914581	47.041	Engineering	33,201	-
National Science Foundation	Direct		1914583	47.041	Engineering	75,299	-
National Science Foundation	Direct		1915550	47.041	Engineering	83,634	-
National Science Foundation	Direct		1916654	47.041	Engineering	46,063	-
National Science Foundation	Direct		1917904	47.041	Engineering	23,991	-
National Science Foundation	Direct		1918754	47.041	Engineering	102,187	-
National Science Foundation	Direct		1919201	47.041	Engineering	91,129	-
National Science Foundation	Direct		1919416	47.041	Engineering	140,418	-
National Science Foundation	Direct		1919444	47.041	Engineering	116,579	-
National Science Foundation	Direct		1919560	47.041	Engineering	178,562	-
National Science Foundation	Direct		1927803	47.041	Engineering	27,992	-
National Science Foundation	Direct		1931738	47.041	Engineering	18,390	-
National Science Foundation	Direct		1931806	47.041	Engineering	21,738	-
National Science Foundation	Direct		1931905	47.041	Engineering	135,485	-
National Science Foundation	Direct		1931950	47.041	Engineering	56,867	-
National Science Foundation	Direct		1932659	47.041	Engineering	29,749	-
National Science Foundation	Direct		1933061	47.041	Engineering	76,941	-
National Science Foundation	Direct		1933436	47.041	Engineering	54,347	-
National Science Foundation	Direct		1935216	47.041	Engineering	54,466	12,491
National Science Foundation	Direct		1936949	47.041	Engineering	19,690	-
National Science Foundation	Direct		1937277	47.041	Engineering	25,738	-
National Science Foundation	Direct		1937732	47.041	Engineering	87,600	-
National Science Foundation	Direct		1940112	47.041	Engineering	3,347	-
National Science Foundation	Direct		1940676	47.041	Engineering	47,638	-
National Science Foundation	Direct		1940766	47.041	Engineering	48,915	-
National Science Foundation	Direct		1942806	47.041	Engineering	18,309	-
National Science Foundation	Direct		1942901	47.041	Engineering	31,526	-
National Science Foundation	Direct		1943723	47.041	Engineering	4,167	-
National Science Foundation	Direct		1943726	47.041	Engineering	22,186	-
National Science Foundation	Direct		1944448	47.041	Engineering	1,571	-
National Science Foundation	Direct		1949346	47.041	Engineering	40,430	-
National Science Foundation	Direct		1949869	47.041	Engineering	91,166	-
National Science Foundation	Direct		1952279	47.041	Engineering	28,985	-
National Science Foundation	Direct		1953908	47.041	Engineering	54,759	-
National Science Foundation	Direct		2002887	47.041	Engineering	121,905	-
National Science Foundation	Direct		2003434	47.041	Engineering	14,658	-
National Science Foundation	Direct		2016356	47.041	Engineering	4,655	-
National Science Foundation	Direct		2020527	47.041	Engineering	2,237	-
National Science Foundation	Direct		2021419	47.041	Engineering	958	-
National Science Foundation	Direct		2023057	47.041	Engineering	1,022	-
National Science Foundation	Direct		2029484	47.041	COVID-19-Engineering	22,741	-
National Science Foundation	Direct		2030551	47.041	COVID-19-Engineering	34,855	-
National Science Foundation	Direct		CBET 1253157	47.041	Engineering	2,370	-
National Science Foundation	Direct		CBET 1349921	47.041	Engineering	122,903	-
National Science Foundation	Direct		CBET 1351188	47.041	Engineering	(124)	-
National Science Foundation	Direct		CBET 1351482	47.041	Engineering	99,826	-
National Science Foundation	Direct		CBET 1402845	47.041	Engineering	(2,012)	-
National Science Foundation	Direct		CBET 1436056	47.041	Engineering	48,851	-
National Science Foundation	Direct		CBET 1438560	47.041	Engineering	(2,332)	-
National Science Foundation	Direct		CBET-1403339	47.041	Engineering	(982)	-
National Science Foundation	Direct		CBET-1553028	47.041	Engineering	95,886	-
National Science Foundation	Direct		CBET-1604087	47.041	Engineering	178,982	-
National Science Foundation	Direct		CBET-1653080	47.041	Engineering	97,161	-
National Science Foundation	Direct		CBET-1653611	47.041	Engineering	6,235	-
National Science Foundation	Direct		CMMI 1351403	47.041	Engineering	14,554	-
National Science Foundation	Direct		CMMI 1362003	47.041	Engineering	(264)	-
National Science Foundation	Direct		CMMI 1634709	47.041	Engineering	147,012	-

University of Michigan  
 Schedule of Expenditures of Federal Awards  
 For the Year Ended June 30, 2020

Cluster Title/Federal Grantor/Program	Type	Pass-Through Grantor	Award Identifier	CFDA Number	CFDA Program Title	Federal Expenditures	Passed-Through to Subrecipients
National Science Foundation	Direct		CMMI 1638197	47.041	Engineering	73,852	-
National Science Foundation	Direct		CMMI-1350605	47.041	Engineering	74,893	-
National Science Foundation	Direct		CMMI-1351469	47.041	Engineering	50,289	-
National Science Foundation	Direct		CMMI-1453346	47.041	Engineering	29,986	-
National Science Foundation	Direct		CNS 1253172	47.041	Engineering	46,242	-
National Science Foundation	Direct		ECCS 1428069	47.041	Engineering	6,961	-
National Science Foundation	Direct		ECCS 1607796	47.041	Engineering	129,288	-
National Science Foundation	Direct		ECCS-1452916	47.041	Engineering	61,740	-
National Science Foundation	Direct		ECCS-1610362	47.041	Engineering	72,818	-
National Science Foundation	Pass-Through	Arizona State University	ASUB000000473	47.041	Engineering	45,291	-
National Science Foundation	Pass-Through	Boston University	4500002851	47.041	Engineering	236,030	-
National Science Foundation	Pass-Through	Boston University	4500002858	47.041	Engineering	39,674	-
National Science Foundation	Pass-Through	Boston University	4500002489/4500002490	47.041	Engineering	(16,672)	-
National Science Foundation	Pass-Through	Care Progress LLC	Roundtable Research Agreement	47.041	Engineering	(839)	-
National Science Foundation	Pass-Through	Georgia Institute of Technology	AWD-102885-G1	47.041	Engineering	139,995	-
National Science Foundation	Pass-Through	Iaso Therapeutics	Material Transfer Agreement	47.041	Engineering	8,824	-
National Science Foundation	Pass-Through	Iowa State University of Science and Technology (aka Iowa State University)	420-72-34/19 69672 23	47.041	Engineering	(5)	-
National Science Foundation	Pass-Through	Iowa State University of Science and Technology (aka Iowa State University)	4207275B	47.041	Engineering	84,832	-
National Science Foundation	Pass-Through	Johns Hopkins University	2004637041	47.041	Engineering	5,056	-
National Science Foundation	Pass-Through	Johns Hopkins University	2004637057	47.041	Engineering	15,320	-
National Science Foundation	Pass-Through	Kettering University	531098A/PO#P0036341	47.041	Engineering	13,589	-
National Science Foundation	Pass-Through	Newhaptics Corp.	Agreement	47.041	Engineering	37,123	-
National Science Foundation	Pass-Through	North Carolina State University	2012-1067-04	47.041	Engineering	100,965	-
National Science Foundation	Pass-Through	North Carolina State University	2015-0995-01	47.041	Engineering	(3,420)	-
National Science Foundation	Pass-Through	Ohio State University, The	60061807	47.041	Engineering	205,341	-
National Science Foundation	Pass-Through	Ohio State University, The	60067995	47.041	Engineering	4,722	-
National Science Foundation	Pass-Through	Oklahoma State University	1-565747-MICH	47.041	Engineering	76,657	-
National Science Foundation	Pass-Through	Otzi Bio LLC	Research Agreement	47.041	Engineering	21,502	-
National Science Foundation	Pass-Through	Princeton University	SUB0000350	47.041	Engineering	78,775	-
National Science Foundation	Pass-Through	Taza Aya LLC	Roundtable Research Agrm	47.041	Engineering	19,147	-
National Science Foundation	Pass-Through	Texas A & M University	C8321	47.041	Engineering	1,569	-
National Science Foundation	Pass-Through	University of California - Santa Barbara	KK1850	47.041	Engineering	155,812	-
National Science Foundation	Pass-Through	University of Florida, The	UFDSPO0011776	47.041	Engineering	(865)	-
National Science Foundation	Pass-Through	University of Minnesota	A0005262101	47.041	Engineering	6,979	-
National Science Foundation	Pass-Through	University of Minnesota	A007037601	47.041	Engineering	46,064	-
National Science Foundation	Pass-Through	University of San Diego	A19-0014-S002	47.041	Engineering	6,906	-
National Science Foundation	Pass-Through	University of Southern California	88868935	47.041	Engineering	3,028	-
National Science Foundation	Pass-Through	University of Southern California	91665631	47.041	Engineering	266,940	15,803
National Science Foundation	Pass-Through	University of Washington	UWSC9408	47.041	Engineering	6,608	-
National Science Foundation	Pass-Through	Vanderbilt University	UNIV59840	47.041	Engineering	(6,537)	-
National Science Foundation	Pass-Through	Virginia Polytechnic Institute and State University	480039-19337	47.041	Engineering	62,973	-
National Science Foundation	Pass-Through	Washington University in St. Louis	WU-19-152	47.041	Engineering	60,542	-
						\$ 16,355,816	\$ 786,189
National Science Foundation	Direct		1452392	47.049	Mathematical and Physical Sciences	\$ 139,947	\$ -
National Science Foundation	Direct		1452636	47.049	Mathematical and Physical Sciences	172,428	-
National Science Foundation	Direct		1453893	47.049	Mathematical and Physical Sciences	71,018	-
National Science Foundation	Direct		1453894	47.049	Mathematical and Physical Sciences	192,586	-
National Science Foundation	Direct		1454010	47.049	Mathematical and Physical Sciences	147,748	-
National Science Foundation	Direct		1460990	47.049	Mathematical and Physical Sciences	4,000	-
National Science Foundation	Direct		1464514	47.049	Mathematical and Physical Sciences	(1,861)	-
National Science Foundation	Direct		1464584	47.049	Mathematical and Physical Sciences	5,270	-
National Science Foundation	Direct		1464693	47.049	Mathematical and Physical Sciences	85,224	-
National Science Foundation	Direct		1500142	47.049	Mathematical and Physical Sciences	(76)	-
National Science Foundation	Direct		1501625	47.049	Mathematical and Physical Sciences	1,815	-
National Science Foundation	Direct		1505385	47.049	Mathematical and Physical Sciences	55,904	-
National Science Foundation	Direct		1505458	47.049	Mathematical and Physical Sciences	(2)	-
National Science Foundation	Direct		1505635	47.049	Mathematical and Physical Sciences	(635)	-
National Science Foundation	Direct		1505932	47.049	Mathematical and Physical Sciences	1,307	-
National Science Foundation	Direct		1506021	47.049	Mathematical and Physical Sciences	141	-
National Science Foundation	Direct		1506055	47.049	Mathematical and Physical Sciences	41,340	-
National Science Foundation	Direct		1506093	47.049	Mathematical and Physical Sciences	(1,443)	-
National Science Foundation	Direct		1506117	47.049	Mathematical and Physical Sciences	361	-
National Science Foundation	Direct		1506273	47.049	Mathematical and Physical Sciences	171,449	-
National Science Foundation	Direct		1506540	47.049	Mathematical and Physical Sciences	251,840	-
National Science Foundation	Direct		1507033	47.049	Mathematical and Physical Sciences	39,646	31,284
National Science Foundation	Direct		1508485	47.049	Mathematical and Physical Sciences	41,115	-
National Science Foundation	Direct		1510429	47.049	Mathematical and Physical Sciences	16,620	-
National Science Foundation	Direct		1513379	47.049	Mathematical and Physical Sciences	306,897	-
National Science Foundation	Direct		1514670	47.049	Mathematical and Physical Sciences	7,546	-
National Science Foundation	Direct		1514838	47.049	Mathematical and Physical Sciences	50,721	-
National Science Foundation	Direct		1515001	47.049	Mathematical and Physical Sciences	75,054	-
National Science Foundation	Direct		1521158	47.049	Mathematical and Physical Sciences	(726)	-
National Science Foundation	Direct		1534221	47.049	Mathematical and Physical Sciences	(96,402)	-
National Science Foundation	Direct		1535628	47.049	Mathematical and Physical Sciences	(1,756)	-



University of Michigan  
 Schedule of Expenditures of Federal Awards  
 For the Year Ended June 30, 2020

Cluster Title/Federal Grantor/Program	Type	Pass-Through Grantor	Award Identifier	CFDA Number	CFDA Program Title	Federal Expenditures	Passed-Through to Subrecipients
National Science Foundation	Direct		1551994	47.049	Mathematical and Physical Sciences	129,323	-
National Science Foundation	Direct		1564457	47.049	Mathematical and Physical Sciences	62,842	-
National Science Foundation	Direct		1565795	47.049	Mathematical and Physical Sciences	645	-
National Science Foundation	Direct		1565837	47.049	Mathematical and Physical Sciences	151,564	-
National Science Foundation	Direct		1566460	47.049	Mathematical and Physical Sciences	(50,971)	-
National Science Foundation	Direct		1600138	47.049	Mathematical and Physical Sciences	18,263	-
National Science Foundation	Direct		1600223	47.049	Mathematical and Physical Sciences	9,678	-
National Science Foundation	Direct		1606348	47.049	Mathematical and Physical Sciences	61,612	-
National Science Foundation	Direct		1606553	47.049	Mathematical and Physical Sciences	964	-
National Science Foundation	Direct		1607260	47.049	Mathematical and Physical Sciences	97,467	-
National Science Foundation	Direct		1607570	47.049	Mathematical and Physical Sciences	74,788	-
National Science Foundation	Direct		1608331	47.049	Mathematical and Physical Sciences	13,703	-
National Science Foundation	Direct		1609051	47.049	Mathematical and Physical Sciences	8,641	-
National Science Foundation	Direct		1609840	47.049	Mathematical and Physical Sciences	71,861	-
National Science Foundation	Direct		1610344	47.049	Mathematical and Physical Sciences	66,469	-
National Science Foundation	Direct		1610742	47.049	Mathematical and Physical Sciences	154,622	-
National Science Foundation	Direct		1613536	47.049	Mathematical and Physical Sciences	(552)	-
National Science Foundation	Direct		1649873	47.049	Mathematical and Physical Sciences	478	-
National Science Foundation	Direct		1653433	47.049	Mathematical and Physical Sciences	83,284	-
National Science Foundation	Direct		1654149	47.049	Mathematical and Physical Sciences	109,337	-
National Science Foundation	Direct		1659393	47.049	Mathematical and Physical Sciences	206,841	-
National Science Foundation	Direct		1664531	47.049	Mathematical and Physical Sciences	99,640	-
National Science Foundation	Direct		1701622	47.049	Mathematical and Physical Sciences	102,181	-
National Science Foundation	Direct		1705418	47.049	Mathematical and Physical Sciences	129,600	-
National Science Foundation	Direct		1707260	47.049	Mathematical and Physical Sciences	263,731	-
National Science Foundation	Direct		1707377	47.049	Mathematical and Physical Sciences	148,224	23,867
National Science Foundation	Direct		1707620	47.049	Mathematical and Physical Sciences	169,472	-
National Science Foundation	Direct		1707640	47.049	Mathematical and Physical Sciences	86,757	-
National Science Foundation	Direct		1708043	47.049	Mathematical and Physical Sciences	117,777	-
National Science Foundation	Direct		1708062	47.049	Mathematical and Physical Sciences	78,099	-
National Science Foundation	Direct		1709163	47.049	Mathematical and Physical Sciences	127,919	-
National Science Foundation	Direct		1710848	47.049	Mathematical and Physical Sciences	54,056	-
National Science Foundation	Direct		1712933	47.049	Mathematical and Physical Sciences	11,355	-
National Science Foundation	Direct		1715140	47.049	Mathematical and Physical Sciences	145,126	-
National Science Foundation	Direct		1719727	47.049	Mathematical and Physical Sciences	69,243	-
National Science Foundation	Direct		1725482	47.049	Mathematical and Physical Sciences	1,111,036	-
National Science Foundation	Direct		1726457	47.049	Mathematical and Physical Sciences	298,105	70,129
National Science Foundation	Direct		1743665	47.049	Mathematical and Physical Sciences	46,663	-
National Science Foundation	Direct		1744105	47.049	Mathematical and Physical Sciences	12,441	-
National Science Foundation	Direct		1748529	47.049	Mathematical and Physical Sciences	378,884	-
National Science Foundation	Direct		1749774	47.049	Mathematical and Physical Sciences	106,409	-
National Science Foundation	Direct		1751462	47.049	Mathematical and Physical Sciences	84,183	-
National Science Foundation	Direct		1751791	47.049	Mathematical and Physical Sciences	150,103	-
National Science Foundation	Direct		1757523	47.049	Mathematical and Physical Sciences	55,526	-
National Science Foundation	Direct		1757574	47.049	Mathematical and Physical Sciences	47,497	-
National Science Foundation	Direct		1761603	47.049	Mathematical and Physical Sciences	218,151	-
National Science Foundation	Direct		1764112	47.049	Mathematical and Physical Sciences	63,708	-
National Science Foundation	Direct		1800197	47.049	Mathematical and Physical Sciences	10,341	-
National Science Foundation	Direct		1800325	47.049	Mathematical and Physical Sciences	137,783	-
National Science Foundation	Direct		1801687	47.049	Mathematical and Physical Sciences	55,505	-
National Science Foundation	Direct		1801689	47.049	Mathematical and Physical Sciences	81,850	-
National Science Foundation	Direct		1801697	47.049	Mathematical and Physical Sciences	155,513	-
National Science Foundation	Direct		1802234	47.049	Mathematical and Physical Sciences	38,376	-
National Science Foundation	Direct		1804463	47.049	Mathematical and Physical Sciences	113,230	-
National Science Foundation	Direct		1806577	47.049	Mathematical and Physical Sciences	264,299	-
National Science Foundation	Direct		1806809	47.049	Mathematical and Physical Sciences	205,745	-
National Science Foundation	Direct		1807079	47.049	Mathematical and Physical Sciences	66,148	-
National Science Foundation	Direct		1807316	47.049	Mathematical and Physical Sciences	71,116	-
National Science Foundation	Direct		1807338	47.049	Mathematical and Physical Sciences	357,880	-
National Science Foundation	Direct		1807676	47.049	Mathematical and Physical Sciences	94,425	-
National Science Foundation	Direct		1807687	47.049	Mathematical and Physical Sciences	143,521	-
National Science Foundation	Direct		1807755	47.049	Mathematical and Physical Sciences	135,026	-
National Science Foundation	Direct		1807984	47.049	Mathematical and Physical Sciences	268,533	-
National Science Foundation	Direct		1808342	47.049	Mathematical and Physical Sciences	121,564	-
National Science Foundation	Direct		1808541	47.049	Mathematical and Physical Sciences	147,034	-
National Science Foundation	Direct		1810119	47.049	Mathematical and Physical Sciences	131,757	-
National Science Foundation	Direct		1810280	47.049	Mathematical and Physical Sciences	90,502	-
National Science Foundation	Direct		1811083	47.049	Mathematical and Physical Sciences	23,667	-
National Science Foundation	Direct		1811734	47.049	Mathematical and Physical Sciences	57,556	-
National Science Foundation	Direct		1811819	47.049	Mathematical and Physical Sciences	37,850	-
National Science Foundation	Direct		1811889	47.049	Mathematical and Physical Sciences	38,854	-
National Science Foundation	Direct		1812314	47.049	Mathematical and Physical Sciences	185,755	-
National Science Foundation	Direct		1812625	47.049	Mathematical and Physical Sciences	72,462	-
National Science Foundation	Direct		1812739	47.049	Mathematical and Physical Sciences	64,058	-

University of Michigan  
 Schedule of Expenditures of Federal Awards  
 For the Year Ended June 30, 2020

Cluster Title/Federal Grantor/Program	Type	Pass-Through Grantor	Award Identifier	CFDA Number	CFDA Program Title	Federal Expenditures	Passed-Through to Subrecipients
National Science Foundation	Direct		1812831	47.049	Mathematical and Physical Sciences	14,964	-
National Science Foundation	Direct		1812961	47.049	Mathematical and Physical Sciences	55,423	-
National Science Foundation	Direct		1813003	47.049	Mathematical and Physical Sciences	126,621	-
National Science Foundation	Direct		1815403	47.049	Mathematical and Physical Sciences	102,907	-
National Science Foundation	Direct		1818766	47.049	Mathematical and Physical Sciences	(226)	-
National Science Foundation	Direct		1819094	47.049	Mathematical and Physical Sciences	114,149	-
National Science Foundation	Direct		1830247	47.049	Mathematical and Physical Sciences	24,624	-
National Science Foundation	Direct		1830293	47.049	Mathematical and Physical Sciences	125,830	29,068
National Science Foundation	Direct		1830728	47.049	Mathematical and Physical Sciences	124,407	-
National Science Foundation	Direct		1836374	47.049	Mathematical and Physical Sciences	63,204	-
National Science Foundation	Direct		1836435	47.049	Mathematical and Physical Sciences	92,060	-
National Science Foundation	Direct		1836529	47.049	Mathematical and Physical Sciences	186,629	-
National Science Foundation	Direct		1836530	47.049	Mathematical and Physical Sciences	11,437	-
National Science Foundation	Direct		1840234	47.049	Mathematical and Physical Sciences	187,127	-
National Science Foundation	Direct		1840278	47.049	Mathematical and Physical Sciences	558	-
National Science Foundation	Direct		1844763	47.049	Mathematical and Physical Sciences	3,120	-
National Science Foundation	Direct		1847837	47.049	Mathematical and Physical Sciences	74,252	-
National Science Foundation	Direct		1847847	47.049	Mathematical and Physical Sciences	146,220	-
National Science Foundation	Direct		1847855	47.049	Mathematical and Physical Sciences	198,476	-
National Science Foundation	Direct		1852239	47.049	Mathematical and Physical Sciences	58,574	-
National Science Foundation	Direct		1852749	47.049	Mathematical and Physical Sciences	3,621	-
National Science Foundation	Direct		1853032	47.049	Mathematical and Physical Sciences	2,850	-
National Science Foundation	Direct		1853506	47.049	Mathematical and Physical Sciences	135,292	14,520
National Science Foundation	Direct		1854225	47.049	Mathematical and Physical Sciences	7,731	-
National Science Foundation	Direct		1855135	47.049	Mathematical and Physical Sciences	62,490	-
National Science Foundation	Direct		1855428	47.049	Mathematical and Physical Sciences	19,558	-
National Science Foundation	Direct		1856155	47.049	Mathematical and Physical Sciences	94,170	-
National Science Foundation	Direct		1900025	47.049	Mathematical and Physical Sciences	54,165	-
National Science Foundation	Direct		1900257	47.049	Mathematical and Physical Sciences	96,975	-
National Science Foundation	Direct		1900266	47.049	Mathematical and Physical Sciences	158,956	-
National Science Foundation	Direct		1900380	47.049	Mathematical and Physical Sciences	122,535	-
National Science Foundation	Direct		1901286	47.049	Mathematical and Physical Sciences	44,872	-
National Science Foundation	Direct		1901739	47.049	Mathematical and Physical Sciences	43,798	-
National Science Foundation	Direct		1901748	47.049	Mathematical and Physical Sciences	33,522	-
National Science Foundation	Direct		1902116	47.049	Mathematical and Physical Sciences	104,837	-
National Science Foundation	Direct		1902878	47.049	Mathematical and Physical Sciences	61,655	-
National Science Foundation	Direct		1904146	47.049	Mathematical and Physical Sciences	79,049	-
National Science Foundation	Direct		1904380	47.049	Mathematical and Physical Sciences	52,635	-
National Science Foundation	Direct		1904541	47.049	Mathematical and Physical Sciences	62,005	-
National Science Foundation	Direct		1904591	47.049	Mathematical and Physical Sciences	27,309	-
National Science Foundation	Direct		1904759	47.049	Mathematical and Physical Sciences	14,142	-
National Science Foundation	Direct		1904862	47.049	Mathematical and Physical Sciences	7,445	-
National Science Foundation	Direct		1905267	47.049	Mathematical and Physical Sciences	82,405	-
National Science Foundation	Direct		1905401	47.049	Mathematical and Physical Sciences	140,821	-
National Science Foundation	Direct		1905421	47.049	Mathematical and Physical Sciences	107,114	-
National Science Foundation	Direct		1905600	47.049	Mathematical and Physical Sciences	10,771	-
National Science Foundation	Direct		1906123	47.049	Mathematical and Physical Sciences	24,515	-
National Science Foundation	Direct		1906441	47.049	Mathematical and Physical Sciences	77,063	-
National Science Foundation	Direct		1907653	47.049	Mathematical and Physical Sciences	59,418	-
National Science Foundation	Direct		1909063	47.049	Mathematical and Physical Sciences	83,225	-
National Science Foundation	Direct		1909165	47.049	Mathematical and Physical Sciences	64	-
National Science Foundation	Direct		1912151	47.049	Mathematical and Physical Sciences	52,562	-
National Science Foundation	Direct		1912821	47.049	Mathematical and Physical Sciences	78,676	-
National Science Foundation	Direct		1914496	47.049	Mathematical and Physical Sciences	12,446	-
National Science Foundation	Direct		1914608	47.049	Mathematical and Physical Sciences	105,726	-
National Science Foundation	Direct		1916226	47.049	Mathematical and Physical Sciences	59,222	-
National Science Foundation	Direct		1916271	47.049	Mathematical and Physical Sciences	48,246	-
National Science Foundation	Direct		1916752	47.049	Mathematical and Physical Sciences	32,492	-
National Science Foundation	Direct		1922275	47.049	Mathematical and Physical Sciences	13,656	-
National Science Foundation	Direct		1922567	47.049	Mathematical and Physical Sciences	90,879	-
National Science Foundation	Direct		1926199	47.049	Mathematical and Physical Sciences	134,873	-
National Science Foundation	Direct		1932267	47.049	Mathematical and Physical Sciences	21,000	-
National Science Foundation	Direct		1935950	47.049	Mathematical and Physical Sciences	619,463	-
National Science Foundation	Direct		1936640	47.049	Mathematical and Physical Sciences	88,512	-
National Science Foundation	Direct		1937689	47.049	Mathematical and Physical Sciences	39,729	-
National Science Foundation	Direct		1939310	47.049	Mathematical and Physical Sciences	70,117	-
National Science Foundation	Direct		1939534	47.049	Mathematical and Physical Sciences	65,464	-
National Science Foundation	Direct		1944879	47.049	Mathematical and Physical Sciences	10,983	-
National Science Foundation	Direct		1945174	47.049	Mathematical and Physical Sciences	3,118	-
National Science Foundation	Direct		1949730	47.049	Mathematical and Physical Sciences	22,764	-
National Science Foundation	Direct		1950102	47.049	Mathematical and Physical Sciences	26,733	-
National Science Foundation	Direct		1951980	47.049	Mathematical and Physical Sciences	23,950	-
National Science Foundation	Direct		1954790	47.049	Mathematical and Physical Sciences	4,655	-
National Science Foundation	Direct		1955000	47.049	Mathematical and Physical Sciences	587	-

University of Michigan  
 Schedule of Expenditures of Federal Awards  
 For the Year Ended June 30, 2020

Cluster Title/Federal Grantor/Program	Type	Pass-Through Grantor	Award Identifier	CFDA Number	CFDA Program Title	Federal Expenditures	Passed-Through to Subrecipients
National Science Foundation	Direct		2001132	47.049	Mathematical and Physical Sciences	37,357	-
National Science Foundation	Direct		2002885	47.049	Mathematical and Physical Sciences	16,996	-
National Science Foundation	Direct		2003712	47.049	Mathematical and Physical Sciences	39,774	-
National Science Foundation	Direct		AST 1412144	47.049	Mathematical and Physical Sciences	411	-
National Science Foundation	Direct		AST1411154	47.049	Mathematical and Physical Sciences	27,038	8,384
National Science Foundation	Direct		CHE 1252322	47.049	Mathematical and Physical Sciences	(85)	-
National Science Foundation	Direct		CHE 1253384	47.049	Mathematical and Physical Sciences	(60)	-
National Science Foundation	Direct		CHE 1350060	47.049	Mathematical and Physical Sciences	(92)	-
National Science Foundation	Direct		CHE 1350877	47.049	Mathematical and Physical Sciences	683	-
National Science Foundation	Direct		CHE 1428479	47.049	Mathematical and Physical Sciences	6,404	-
National Science Foundation	Direct		CHE 1565782	47.049	Mathematical and Physical Sciences	30,894	-
National Science Foundation	Direct		CHE-1607949	47.049	Mathematical and Physical Sciences	48,301	-
National Science Foundation	Direct		CHE-1608553	47.049	Mathematical and Physical Sciences	158,685	-
National Science Foundation	Direct		CHE-1654223	47.049	Mathematical and Physical Sciences	227,167	-
National Science Foundation	Direct		CHE-1664961	47.049	Mathematical and Physical Sciences	133,727	-
National Science Foundation	Direct		CHE-1664964	47.049	Mathematical and Physical Sciences	110,998	-
National Science Foundation	Direct		DMR 1352157	47.049	Mathematical and Physical Sciences	59,380	-
National Science Foundation	Direct		DMR 1408817	47.049	Mathematical and Physical Sciences	(9)	-
National Science Foundation	Direct		DMR 1410282	47.049	Mathematical and Physical Sciences	1,424	-
National Science Foundation	Direct		DMR 1410461	47.049	Mathematical and Physical Sciences	25,266	-
National Science Foundation	Direct		DMR-1561008	47.049	Mathematical and Physical Sciences	225,898	-
National Science Foundation	Direct		DMR-1607854	47.049	Mathematical and Physical Sciences	87,370	-
National Science Foundation	Direct		DMR-1625671	47.049	Mathematical and Physical Sciences	198,084	-
National Science Foundation	Direct		DMR-1709005	47.049	Mathematical and Physical Sciences	55,464	-
National Science Foundation	Direct		DMS 1253149	47.049	Mathematical and Physical Sciences	(5,623)	-
National Science Foundation	Direct		DMS 1351362	47.049	Mathematical and Physical Sciences	48,660	-
National Science Foundation	Direct		DMS 1361541	47.049	Mathematical and Physical Sciences	46,103	-
National Science Foundation	Direct		DMS 1401384	47.049	Mathematical and Physical Sciences	11,428	-
National Science Foundation	Direct		DMS 1405245	47.049	Mathematical and Physical Sciences	(25,444)	-
National Science Foundation	Direct		DMS 1417053	47.049	Mathematical and Physical Sciences	4,282	-
National Science Foundation	Direct		DMS 1601229	47.049	Mathematical and Physical Sciences	956	-
National Science Foundation	Direct		DMS 1613819	47.049	Mathematical and Physical Sciences	85,060	-
National Science Foundation	Direct		DMS 1839609	47.049	Mathematical and Physical Sciences	5,142	-
National Science Foundation	Direct		DMS-1361791	47.049	Mathematical and Physical Sciences	(445)	-
National Science Foundation	Direct		DMS-1564362	47.049	Mathematical and Physical Sciences	68,744	-
National Science Foundation	Direct		DMS1600011	47.049	Mathematical and Physical Sciences	61,040	-
National Science Foundation	Direct		DMS-1600494	47.049	Mathematical and Physical Sciences	45,016	-
National Science Foundation	Direct		DMS-1601844	47.049	Mathematical and Physical Sciences	31,605	-
National Science Foundation	Direct		DMS-1607840	47.049	Mathematical and Physical Sciences	64,819	-
National Science Foundation	Direct		DMS-1612549	47.049	Mathematical and Physical Sciences	10,993	-
National Science Foundation	Direct		DMS-1613170	47.049	Mathematical and Physical Sciences	138,503	-
National Science Foundation	Direct		DMS-1619907	47.049	Mathematical and Physical Sciences	2,325	-
National Science Foundation	Direct		DMS-1646108	47.049	Mathematical and Physical Sciences	514,843	-
National Science Foundation	Direct		DMS-1659203	47.049	Mathematical and Physical Sciences	22,365	-
National Science Foundation	Direct		DMS-1664692	47.049	Mathematical and Physical Sciences	50,019	-
National Science Foundation	Direct		DMS-1664722	47.049	Mathematical and Physical Sciences	92,626	-
National Science Foundation	Direct		DMS-1701437	47.049	Mathematical and Physical Sciences	53,930	-
National Science Foundation	Direct		DMS-1701576	47.049	Mathematical and Physical Sciences	88,205	-
National Science Foundation	Direct		DMS-1701577	47.049	Mathematical and Physical Sciences	65,509	-
National Science Foundation	Direct		DMS-1712717	47.049	Mathematical and Physical Sciences	66,518	-
National Science Foundation	Direct		DMS1712962	47.049	Mathematical and Physical Sciences	93,848	-
National Science Foundation	Direct		DMS-1714094	47.049	Mathematical and Physical Sciences	35,190	-
National Science Foundation	Direct		DMS1719834	47.049	Mathematical and Physical Sciences	10,741	-
National Science Foundation	Direct		PHY 1417059	47.049	Mathematical and Physical Sciences	106,082	-
National Science Foundation	Direct		PHY 1559988	47.049	Mathematical and Physical Sciences	13,008	-
National Science Foundation	Pass-Through	Ball State University	G1108-UMD	47.049	Mathematical and Physical Sciences	194	-
National Science Foundation	Pass-Through	Columbia University	17(GG016228)	47.049	Mathematical and Physical Sciences	11,898	-
National Science Foundation	Pass-Through	Columbia University	19(GG016228)	47.049	Mathematical and Physical Sciences	30,693	-
National Science Foundation	Pass-Through	Emory University	A022507	47.049	Mathematical and Physical Sciences	43,741	-
National Science Foundation	Pass-Through	Emory University	A213357	47.049	Mathematical and Physical Sciences	197,157	-
National Science Foundation	Pass-Through	Emory University	T849744	47.049	Mathematical and Physical Sciences	(3,744)	-
National Science Foundation	Pass-Through	National Radio Astronomy Observatory	SOSPA6-001	47.049	Mathematical and Physical Sciences	11,790	-
National Science Foundation	Pass-Through	Princeton University	SUB0000031	47.049	Mathematical and Physical Sciences	38,547	-
National Science Foundation	Pass-Through	Stony Brook University	76749/1136652/2/R&D	47.049	Mathematical and Physical Sciences	629,320	-
National Science Foundation	Pass-Through	Stony Brook University	76749/1136652/2/Tier2	47.049	Mathematical and Physical Sciences	517,766	191,776
National Science Foundation	Pass-Through	University of Illinois-Urbana-Champaign	097001-17603	47.049	Mathematical and Physical Sciences	1,208	-
National Science Foundation	Pass-Through	University of Massachusetts	17-009589B	47.049	Mathematical and Physical Sciences	24,365	-
National Science Foundation	Pass-Through	University of Massachusetts	18-010023 B	47.049	Mathematical and Physical Sciences	99,570	-
National Science Foundation	Pass-Through	University of Pennsylvania	574799	47.049	Mathematical and Physical Sciences	75,205	-
National Science Foundation	Pass-Through	University of Toledo	F-2015-102	47.049	Mathematical and Physical Sciences	(1,265)	-
						\$ 20,578,956	\$ 369,028
National Science Foundation	Direct		1400998	47.050	Geosciences	\$ 28,200	\$ -
National Science Foundation	Direct		1408789	47.050	Geosciences	85,921	13,071
National Science Foundation	Direct		1415543	47.050	Geosciences	4,653	-

University of Michigan  
 Schedule of Expenditures of Federal Awards  
 For the Year Ended June 30, 2020

Cluster Title/Federal Grantor/Program	Type	Pass-Through Grantor	Award Identifier	CFDA Number	CFDA Program Title	Federal Expenditures	Passed-Through to Subrecipients
National Science Foundation	Direct		1450512	47.050	Geosciences	(2,077)	24,599
National Science Foundation	Direct		1452097	47.050	Geosciences	1,373	-
National Science Foundation	Direct		1460170	47.050	Geosciences	67,020	-
National Science Foundation	Direct		1503917	47.050	Geosciences	4,611	-
National Science Foundation	Direct		1524304	47.050	Geosciences	16,265	-
National Science Foundation	Direct		1524394	47.050	Geosciences	69,231	-
National Science Foundation	Direct		1524473	47.050	Geosciences	(1,438)	-
National Science Foundation	Direct		1528576	47.050	Geosciences	(78)	-
National Science Foundation	Direct		1536242	47.050	Geosciences	37,518	-
National Science Foundation	Direct		1540589	47.050	Geosciences	18,531	-
National Science Foundation	Direct		1540954	47.050	Geosciences	153,068	-
National Science Foundation	Direct		1621686	47.050	Geosciences	108,888	-
National Science Foundation	Direct		1629805	47.050	Geosciences	44,395	-
National Science Foundation	Direct		1637066	47.050	Geosciences	93,308	-
National Science Foundation	Direct		1639640	47.050	Geosciences	87,743	-
National Science Foundation	Direct		1650682	47.050	Geosciences	75,110	-
National Science Foundation	Direct		1654044	47.050	Geosciences	55,936	-
National Science Foundation	Direct		1659248	47.050	Geosciences	127,815	-
National Science Foundation	Direct		1659338	47.050	Geosciences	111,764	-
National Science Foundation	Direct		1663770	47.050	Geosciences	123,943	-
National Science Foundation	Direct		1663800	47.050	Geosciences	365,094	-
National Science Foundation	Direct		1703019	47.050	Geosciences	74,200	-
National Science Foundation	Direct		1712695	47.050	Geosciences	13,228	-
National Science Foundation	Direct		1722994	47.050	Geosciences	69,647	-
National Science Foundation	Direct		1724744	47.050	Geosciences	60,662	-
National Science Foundation	Direct		1725654	47.050	Geosciences	47,925	-
National Science Foundation	Direct		1736606	47.050	Geosciences	36,405	-
National Science Foundation	Direct		1736629	47.050	Geosciences	204,857	-
National Science Foundation	Direct		1738896	47.050	Geosciences	267,572	-
National Science Foundation	Direct		1744367	47.050	Geosciences	16,690	3,809
National Science Foundation	Direct		1763189	47.050	Geosciences	156,298	-
National Science Foundation	Direct		1812949	47.050	Geosciences	54,783	-
National Science Foundation	Direct		1813996	47.050	Geosciences	52,679	-
National Science Foundation	Direct		1821173	47.050	Geosciences	97,107	-
National Science Foundation	Direct		1829627	47.050	Geosciences	47,990	-
National Science Foundation	Direct		1829822	47.050	Geosciences	146,173	-
National Science Foundation	Direct		1832214	47.050	Geosciences	83,186	-
National Science Foundation	Direct		1836821	47.050	Geosciences	101,081	-
National Science Foundation	Direct		1838095	47.050	Geosciences	9,961	-
National Science Foundation	Direct		1841559	47.050	Geosciences	41,586	-
National Science Foundation	Direct		1848724	47.050	Geosciences	156,234	-
National Science Foundation	Direct		1851164	47.050	Geosciences	137,870	-
National Science Foundation	Direct		1851587	47.050	Geosciences	93,145	-
National Science Foundation	Direct		1851618	47.050	Geosciences	608	-
National Science Foundation	Direct		1855751	47.050	Geosciences	228,713	-
National Science Foundation	Direct		1903237	47.050	Geosciences	102,064	-
National Science Foundation	Direct		1923568	47.050	Geosciences	515,377	462,057
National Science Foundation	Direct		1924142	47.050	Geosciences	426	-
National Science Foundation	Direct		1925627	47.050	Geosciences	1,098	-
National Science Foundation	Direct		1927831	47.050	Geosciences	36,102	-
National Science Foundation	Direct		1928014	47.050	Geosciences	37,391	-
National Science Foundation	Direct		1928317	47.050	Geosciences	34,100	-
National Science Foundation	Direct		1943742	47.050	Geosciences	17,530	-
National Science Foundation	Direct		2002695	47.050	Geosciences	109,441	-
National Science Foundation	Direct		AGS 1242839	47.050	Geosciences	(22,529)	-
National Science Foundation	Direct		AGS 1322543	47.050	Geosciences	306,155	-
National Science Foundation	Direct		AGS-1602956	47.050	Geosciences	31,946	-
National Science Foundation	Direct		AGS-1738588	47.050	Geosciences	205,627	-
National Science Foundation	Direct		EAR 1151247	47.050	Geosciences	(1,000)	-
National Science Foundation	Direct		EAR 1337440	47.050	Geosciences	271	-
National Science Foundation	Direct		EAR 1338200	47.050	Geosciences	77,167	-
National Science Foundation	Direct		EAR 1550101	47.050	Geosciences	88,162	-
National Science Foundation	Direct		EAR 1565511	47.050	Geosciences	38,922	-
National Science Foundation	Direct		EAR 1640797	47.050	Geosciences	62,781	-
National Science Foundation	Direct		EAR 1644829	47.050	Geosciences	11,399	-
National Science Foundation	Direct		EAR 1719496	47.050	Geosciences	1,414	-
National Science Foundation	Direct		EAR-1338295	47.050	Geosciences	9,090	-
National Science Foundation	Direct		EAR1725025	47.050	Geosciences	78,819	-
National Science Foundation	Direct		ICER-1663769	47.050	Geosciences	110,892	-
National Science Foundation	Direct		OCE 1351837	47.050	Geosciences	(5,246)	-
National Science Foundation	Direct		OCE-1600012	47.050	Geosciences	557,328	345,529
National Science Foundation	Direct		OPP-1724585	47.050	Geosciences	41,641	-
National Science Foundation	Direct		PLR 1351745	47.050	Geosciences	104,074	-
National Science Foundation	Pass-Through	Bowling Green State University	10010192-UM05	47.050	Geosciences	36,149	-

University of Michigan  
 Schedule of Expenditures of Federal Awards  
 For the Year Ended June 30, 2020

Cluster Title/Federal Grantor/Program	Type	Pass-Through Grantor	Award Identifier	CFDA Number	CFDA Program Title	Federal Expenditures	Passed-Through to Subrecipients
National Science Foundation	Pass-Through Columbia University		90B(GG009393)	47.050	Geosciences	363	-
National Science Foundation	Pass-Through Duke University		14-NSF-1028	47.050	Geosciences	131,345	-
National Science Foundation	Pass-Through Georgia Institute of Technology		AWD 100683-G2/PO-5007724	47.050	Geosciences	19,505	-
National Science Foundation	Pass-Through Purdue University		10000786-020	47.050	Geosciences	25,500	-
National Science Foundation	Pass-Through University of Arizona		125163	47.050	Geosciences	53,318	-
National Science Foundation	Pass-Through University of Arizona		482274	47.050	Geosciences	16,870	-
National Science Foundation	Pass-Through University of California - Berkeley		00009256	47.050	Geosciences	(85)	-
National Science Foundation	Pass-Through University of Illinois-Urbana-Champaign		087882-16531	47.050	Geosciences	28,225	-
National Science Foundation	Pass-Through University of Southern California		91265930	47.050	Geosciences	8,954	-
National Science Foundation	Pass-Through Virginia Polytechnic Institute and State University		480012-19337	47.050	Geosciences	146,643	-
						\$ 6,892,623	\$ 849,065
National Science Foundation	Direct		1452099	47.070	Computer and Information Science and Engineering	117,975	-
National Science Foundation	Direct		1452793	47.070	Computer and Information Science and Engineering	62,614	-
National Science Foundation	Direct		1452915	47.070	Computer and Information Science and Engineering	152,615	-
National Science Foundation	Direct		1453651	47.070	Computer and Information Science and Engineering	153,056	-
National Science Foundation	Direct		1505785	47.070	Computer and Information Science and Engineering	(510)	-
National Science Foundation	Direct		1513596	47.070	Computer and Information Science and Engineering	96,630	-
National Science Foundation	Direct		1514371	47.070	Computer and Information Science and Engineering	161,565	-
National Science Foundation	Direct		1514383	47.070	Computer and Information Science and Engineering	4,366	-
National Science Foundation	Direct		1518888	47.070	Computer and Information Science and Engineering	148,976	-
National Science Foundation	Direct		1522904	47.070	Computer and Information Science and Engineering	234,407	-
National Science Foundation	Direct		1525006	47.070	Computer and Information Science and Engineering	4,356	-
National Science Foundation	Direct		1525372	47.070	Computer and Information Science and Engineering	101,511	-
National Science Foundation	Direct		1526059	47.070	Computer and Information Science and Engineering	46,715	-
National Science Foundation	Direct		1526455	47.070	Computer and Information Science and Engineering	154,638	-
National Science Foundation	Direct		1526928	47.070	Computer and Information Science and Engineering	(6,236)	-
National Science Foundation	Direct		1527301	47.070	Computer and Information Science and Engineering	32,227	-
National Science Foundation	Direct		1531752	47.070	Computer and Information Science and Engineering	55,955	-
National Science Foundation	Direct		1539011	47.070	Computer and Information Science and Engineering	42,536	38,178
National Science Foundation	Direct		1539991	47.070	Computer and Information Science and Engineering	(21,301)	-
National Science Foundation	Direct		1541335	47.070	Computer and Information Science and Engineering	817,115	470,350
National Science Foundation	Direct		1544678	47.070	Computer and Information Science and Engineering	513,946	-
National Science Foundation	Direct		1544844	47.070	Computer and Information Science and Engineering	107,605	-
National Science Foundation	Direct		1552503	47.070	Computer and Information Science and Engineering	148,195	-
National Science Foundation	Direct		1553146	47.070	Computer and Information Science and Engineering	92,764	-
National Science Foundation	Direct		1553169	47.070	Computer and Information Science and Engineering	48,356	-
National Science Foundation	Direct		1553485	47.070	Computer and Information Science and Engineering	129,682	-
National Science Foundation	Direct		1563095	47.070	Computer and Information Science and Engineering	109,072	-
National Science Foundation	Direct		1563849	47.070	Computer and Information Science and Engineering	105,955	-
National Science Foundation	Direct		1607251	47.070	Computer and Information Science and Engineering	93,455	-
National Science Foundation	Direct		1616575	47.070	Computer and Information Science and Engineering	149,517	-
National Science Foundation	Direct		1617315	47.070	Computer and Information Science and Engineering	(13,614)	-
National Science Foundation	Direct		1617319	47.070	Computer and Information Science and Engineering	172,070	-
National Science Foundation	Direct		1617761	47.070	Computer and Information Science and Engineering	75,320	-
National Science Foundation	Direct		1617773	47.070	Computer and Information Science and Engineering	63,765	-
National Science Foundation	Direct		1617820	47.070	Computer and Information Science and Engineering	147,730	-
National Science Foundation	Direct		1617898	47.070	Computer and Information Science and Engineering	21,738	-
National Science Foundation	Direct		1618187	47.070	Computer and Information Science and Engineering	251,433	-
National Science Foundation	Direct		1628987	47.070	Computer and Information Science and Engineering	73,823	-
National Science Foundation	Direct		1628991	47.070	Computer and Information Science and Engineering	246,748	-
National Science Foundation	Direct		1629397	47.070	Computer and Information Science and Engineering	101,983	-
National Science Foundation	Direct		1629763	47.070	Computer and Information Science and Engineering	38,824	-
National Science Foundation	Direct		1636840	47.070	Computer and Information Science and Engineering	154,599	-
National Science Foundation	Direct		1637546	47.070	Computer and Information Science and Engineering	143,051	-
National Science Foundation	Direct		1638047	47.070	Computer and Information Science and Engineering	59,013	-
National Science Foundation	Direct		1638186	47.070	Computer and Information Science and Engineering	757,466	86,207
National Science Foundation	Direct		1640575	47.070	Computer and Information Science and Engineering	695,131	-
National Science Foundation	Direct		1641044	47.070	Computer and Information Science and Engineering	5,607	-
National Science Foundation	Direct		1646019	47.070	Computer and Information Science and Engineering	167,552	-
National Science Foundation	Direct		1646130	47.070	Computer and Information Science and Engineering	166,133	-
National Science Foundation	Direct		1646392	47.070	Computer and Information Science and Engineering	90,913	-
National Science Foundation	Direct		1651653	47.070	Computer and Information Science and Engineering	3,188	-
National Science Foundation	Direct		1651740	47.070	Computer and Information Science and Engineering	89,540	-
National Science Foundation	Direct		1652294	47.070	Computer and Information Science and Engineering	26,002	-
National Science Foundation	Direct		1656101	47.070	Computer and Information Science and Engineering	11,491	-
National Science Foundation	Direct		1665151	47.070	Computer and Information Science and Engineering	53	-
National Science Foundation	Direct		1703931	47.070	Computer and Information Science and Engineering	242,900	-
National Science Foundation	Direct		1717064	47.070	Computer and Information Science and Engineering	78,082	-
National Science Foundation	Direct		1717186	47.070	Computer and Information Science and Engineering	175,509	-
National Science Foundation	Direct		1717299	47.070	Computer and Information Science and Engineering	96,750	-
National Science Foundation	Direct		1717523	47.070	Computer and Information Science and Engineering	53,326	-
National Science Foundation	Direct		1717688	47.070	Computer and Information Science and Engineering	61,722	-
National Science Foundation	Direct		1722619	47.070	Computer and Information Science and Engineering	39,062	-
National Science Foundation	Direct		1722801	47.070	Computer and Information Science and Engineering	170,766	-

University of Michigan  
 Schedule of Expenditures of Federal Awards  
 For the Year Ended June 30, 2020

Cluster Title/Federal Grantor/Program	Type	Pass-Through Grantor	Award Identifier	CFDA Number	CFDA Program Title	Federal Expenditures	Passed-Through to Subrecipients
National Science Foundation	Direct		1734266	47.070	Computer and Information Science and Engineering	366,317	126,638
National Science Foundation	Direct		1734871	47.070	Computer and Information Science and Engineering	3,055	-
National Science Foundation	Direct		1737432	47.070	Computer and Information Science and Engineering	582,906	244,652
National Science Foundation	Direct		1738103	47.070	Computer and Information Science and Engineering	170,913	-
National Science Foundation	Direct		1738714	47.070	Computer and Information Science and Engineering	26,432	-
National Science Foundation	Direct		1739517	47.070	Computer and Information Science and Engineering	175,697	-
National Science Foundation	Direct		1739525	47.070	Computer and Information Science and Engineering	157,835	-
National Science Foundation	Direct		1739577	47.070	Computer and Information Science and Engineering	107,278	61,123
National Science Foundation	Direct		1740897	47.070	Computer and Information Science and Engineering	32,510	-
National Science Foundation	Direct		1741022	47.070	Computer and Information Science and Engineering	25,545	-
National Science Foundation	Direct		1741166	47.070	Computer and Information Science and Engineering	124,690	-
National Science Foundation	Direct		1741190	47.070	Computer and Information Science and Engineering	173,743	-
National Science Foundation	Direct		1741435	47.070	Computer and Information Science and Engineering	84,313	-
National Science Foundation	Direct		1750127	47.070	Computer and Information Science and Engineering	59,908	-
National Science Foundation	Direct		1750489	47.070	Computer and Information Science and Engineering	20,807	-
National Science Foundation	Direct		1755841	47.070	Computer and Information Science and Engineering	8,760	-
National Science Foundation	Direct		1755908	47.070	Computer and Information Science and Engineering	42,422	-
National Science Foundation	Direct		1763297	47.070	Computer and Information Science and Engineering	74,746	-
National Science Foundation	Direct		1763348	47.070	Computer and Information Science and Engineering	31,119	-
National Science Foundation	Direct		1763674	47.070	Computer and Information Science and Engineering	58,570	-
National Science Foundation	Direct		1763918	47.070	Computer and Information Science and Engineering	80,619	-
National Science Foundation	Direct		1801342	47.070	Computer and Information Science and Engineering	58,459	-
National Science Foundation	Direct		1814507	47.070	Computer and Information Science and Engineering	256,232	-
National Science Foundation	Direct		1815291	47.070	Computer and Information Science and Engineering	175,900	-
National Science Foundation	Direct		1815316	47.070	Computer and Information Science and Engineering	109,132	-
National Science Foundation	Direct		1815760	47.070	Computer and Information Science and Engineering	162,801	-
National Science Foundation	Direct		1815790	47.070	Computer and Information Science and Engineering	50,108	-
National Science Foundation	Direct		1815875	47.070	Computer and Information Science and Engineering	62,539	-
National Science Foundation	Direct		1816019	47.070	Computer and Information Science and Engineering	78,492	-
National Science Foundation	Direct		1816319	47.070	Computer and Information Science and Engineering	150,892	-
National Science Foundation	Direct		1822228	47.070	Computer and Information Science and Engineering	1,173	-
National Science Foundation	Direct		1829724	47.070	Computer and Information Science and Engineering	140,795	-
National Science Foundation	Direct		1830345	47.070	Computer and Information Science and Engineering	82,739	-
National Science Foundation	Direct		1830615	47.070	Computer and Information Science and Engineering	56,174	-
National Science Foundation	Direct		1832811	47.070	Computer and Information Science and Engineering	130,342	68,398
National Science Foundation	Direct		1835284	47.070	Computer and Information Science and Engineering	10,075	-
National Science Foundation	Direct		1835612	47.070	Computer and Information Science and Engineering	163,926	-
National Science Foundation	Direct		1835747	47.070	Computer and Information Science and Engineering	103,331	-
National Science Foundation	Direct		1837245	47.070	Computer and Information Science and Engineering	76,608	-
National Science Foundation	Direct		1837680	47.070	Computer and Information Science and Engineering	86,337	-
National Science Foundation	Direct		1837985	47.070	Computer and Information Science and Engineering	265,187	-
National Science Foundation	Direct		1838179	47.070	Computer and Information Science and Engineering	250,923	114,279
National Science Foundation	Direct		1838994	47.070	Computer and Information Science and Engineering	180,073	-
National Science Foundation	Direct		1839868	47.070	Computer and Information Science and Engineering	256,340	-
National Science Foundation	Direct		1841148	47.070	Computer and Information Science and Engineering	20,256	-
National Science Foundation	Direct		1845076	47.070	Computer and Information Science and Engineering	35,182	-
National Science Foundation	Direct		1845491	47.070	Computer and Information Science and Engineering	116,173	-
National Science Foundation	Direct		1845577	47.070	Computer and Information Science and Engineering	49,944	-
National Science Foundation	Direct		1845853	47.070	Computer and Information Science and Engineering	69,846	-
National Science Foundation	Direct		1850221	47.070	Computer and Information Science and Engineering	50,013	-
National Science Foundation	Direct		1851362	47.070	Computer and Information Science and Engineering	17,696	-
National Science Foundation	Direct		1856307	47.070	Computer and Information Science and Engineering	9,839	-
National Science Foundation	Direct		1900665	47.070	Computer and Information Science and Engineering	80,982	-
National Science Foundation	Direct		1900675	47.070	Computer and Information Science and Engineering	65,959	-
National Science Foundation	Direct		1901171	47.070	Computer and Information Science and Engineering	25,119	-
National Science Foundation	Direct		1901191	47.070	Computer and Information Science and Engineering	81,588	-
National Science Foundation	Direct		1907553	47.070	Computer and Information Science and Engineering	14,090	-
National Science Foundation	Direct		1908633	47.070	Computer and Information Science and Engineering	77,584	-
National Science Foundation	Direct		1909067	47.070	Computer and Information Science and Engineering	64,969	-
National Science Foundation	Direct		1910281	47.070	Computer and Information Science and Engineering	44,933	-
National Science Foundation	Direct		1910431	47.070	Computer and Information Science and Engineering	94,859	-
National Science Foundation	Direct		1916425	47.070	Computer and Information Science and Engineering	18,475	-
National Science Foundation	Direct		1917868	47.070	Computer and Information Science and Engineering	8,885	-
National Science Foundation	Direct		1918123	47.070	Computer and Information Science and Engineering	41,081	-
National Science Foundation	Direct		1925476	47.070	Computer and Information Science and Engineering	165,761	-
National Science Foundation	Direct		1928434	47.070	Computer and Information Science and Engineering	13,753	-
National Science Foundation	Direct		1930041	47.070	Computer and Information Science and Engineering	1,313	-
National Science Foundation	Direct		1931982	47.070	Computer and Information Science and Engineering	3,856	-
National Science Foundation	Direct		1933772	47.070	Computer and Information Science and Engineering	19,530	-
National Science Foundation	Direct		1934565	47.070	Computer and Information Science and Engineering	184,118	-
National Science Foundation	Direct		1939006	47.070	Computer and Information Science and Engineering	9,071	-
National Science Foundation	Direct		1940652	47.070	Computer and Information Science and Engineering	37,625	-
National Science Foundation	Direct		1949634	47.070	Computer and Information Science and Engineering	91,617	-
National Science Foundation	Direct		2001687	47.070	Computer and Information Science and Engineering	12,866	-

University of Michigan  
 Schedule of Expenditures of Federal Awards  
 For the Year Ended June 30, 2020

Cluster Title/Federal Grantor/Program	Type	Pass-Through Grantor	Award Identifier	CFDA Number	CFDA Program Title	Federal Expenditures	Passed-Through to Subrecipients
National Science Foundation	Direct		2002608	47.070	Computer and Information Science and Engineering	58,819	-
National Science Foundation	Direct		2003924	47.070	Computer and Information Science and Engineering	60,502	1,047
National Science Foundation	Direct		2006704	47.070	Computer and Information Science and Engineering	2,327	-
National Science Foundation	Direct		2011326	47.070	Computer and Information Science and Engineering	10,483	-
National Science Foundation	Direct		2030454	47.070	COVID-19-Computer and Information Science and Engineerin	215	-
National Science Foundation	Direct		2031077	47.070	COVID-19-Computer and Information Science and Engineerin	228	-
National Science Foundation	Direct		CCF 1421467	47.070	Computer and Information Science and Engineering	76,875	-
National Science Foundation	Direct		CCF 1442777	47.070	Computer and Information Science and Engineering	(6,711)	-
National Science Foundation	Direct		CCF-1406739	47.070	Computer and Information Science and Engineering	(82)	-
National Science Foundation	Direct		CCF1442773	47.070	Computer and Information Science and Engineering	6,651	-
National Science Foundation	Direct		CNS 1329702	47.070	Computer and Information Science and Engineering	4,368	-
National Science Foundation	Direct		CNS 1330142	47.070	Computer and Information Science and Engineering	91,669	-
National Science Foundation	Direct		CNS 1446117	47.070	Computer and Information Science and Engineering	437,886	-
National Science Foundation	Direct		CNS-1425485	47.070	Computer and Information Science and Engineering	54,117	-
National Science Foundation	Direct		CNS1823192	47.070	Computer and Information Science and Engineering	143,333	151,018
National Science Foundation	Direct		IIS 1421168	47.070	Computer and Information Science and Engineering	67,839	-
National Science Foundation	Direct		IIS 1421391	47.070	Computer and Information Science and Engineering	(787)	-
National Science Foundation	Direct		IIS 1633370	47.070	Computer and Information Science and Engineering	141,056	-
National Science Foundation	Direct		IIS-1564079	47.070	Computer and Information Science and Engineering	1,523	-
National Science Foundation	Direct		IIS-1636919	47.070	Computer and Information Science and Engineering	21,351	-
National Science Foundation	Direct		IIS-1657411	47.070	Computer and Information Science and Engineering	97,853	-
National Science Foundation	Direct		LOLI1537483	47.070	Computer and Information Science and Engineering	4,739	-
National Science Foundation	Direct		SES-1760133	47.070	Computer and Information Science and Engineering	61,068	-
National Science Foundation	Pass-Through Carnegie-Mellon University		1121941-372179	47.070	Computer and Information Science and Engineering	(44)	-
National Science Foundation	Pass-Through Molecular Sciences Software Institute (MoSSSI)		479590	47.070	Computer and Information Science and Engineering	39,718	-
National Science Foundation	Pass-Through Morehouse College		1831964-003	47.070	Computer and Information Science and Engineering	25,036	-
National Science Foundation	Pass-Through Platforms for Advanced Wireless Research (PAWR) Project Office		Task Order #1	47.070	Computer and Information Science and Engineering	110,013	-
National Science Foundation	Pass-Through Stony Brook University		79217/1142110/2	47.070	Computer and Information Science and Engineering	22,243	-
National Science Foundation	Pass-Through Syracuse University		30492-05064-S01	47.070	Computer and Information Science and Engineering	42,425	-
National Science Foundation	Pass-Through University of California-San Diego		77845292	47.070	Computer and Information Science and Engineering	243,834	-
National Science Foundation	Pass-Through University of Chicago		FP066185-A	47.070	Computer and Information Science and Engineering	187,504	-
National Science Foundation	Pass-Through University of Colorado Boulder		1558761	47.070	Computer and Information Science and Engineering	37,907	-
National Science Foundation	Pass-Through University of Illinois at Chicago		17597	47.070	Computer and Information Science and Engineering	55,874	-
National Science Foundation	Pass-Through University of Illinois-Urbana-Champaign		15746	47.070	Computer and Information Science and Engineering	5,319	-
National Science Foundation	Pass-Through University of Nebraska-Lincoln		25-0511-0183-003	47.070	Computer and Information Science and Engineering	59,667	-
National Science Foundation	Pass-Through University of Virginia		GA11194.158509	47.070	Computer and Information Science and Engineering	41,584	-
National Science Foundation	Pass-Through University of Virginia		GA11206.158282	47.070	Computer and Information Science and Engineering	(72)	-
National Science Foundation	Pass-Through University of Washington		UWSC9862	47.070	Computer and Information Science and Engineering	105,920	-
National Science Foundation	Pass-Through Virginia Polytechnic Institute and State University		479590	47.070	Computer and Information Science and Engineering	55,783	-
National Science Foundation	Pass-Through William Marsh Rice University		R76523	47.070	Computer and Information Science and Engineering	76,773	-
						\$ 17,613,985	\$ 1,361,890
National Science Foundation	Direct		1444400	47.074	Biological Sciences		
National Science Foundation	Direct		1451127	47.074	Biological Sciences	174,771	-
National Science Foundation	Direct		1452656	47.074	Biological Sciences	1	-
National Science Foundation	Direct		1456115	47.074	Biological Sciences	215,973	-
National Science Foundation	Direct		1458002	47.074	Biological Sciences	174,108	-
National Science Foundation	Direct		1458466	47.074	Biological Sciences	(2,909)	-
National Science Foundation	Direct		1556585	47.074	Biological Sciences	29,474	-
National Science Foundation	Direct		1557564	47.074	Biological Sciences	31,023	-
National Science Foundation	Direct		1557831	47.074	Biological Sciences	57,352	-
National Science Foundation	Direct		1557850	47.074	Biological Sciences	138,100	82,882
National Science Foundation	Direct		1560096	47.074	Biological Sciences	82,852	-
National Science Foundation	Direct		1564756	47.074	Biological Sciences	14,296	-
National Science Foundation	Direct		1601248	47.074	Biological Sciences	124,528	-
National Science Foundation	Direct		1612917	47.074	Biological Sciences	(517)	-
National Science Foundation	Direct		1615338	47.074	Biological Sciences	139,661	-
National Science Foundation	Direct		1615586	47.074	Biological Sciences	52,887	-
National Science Foundation	Direct		1651614	47.074	Biological Sciences	83,991	-
National Science Foundation	Direct		1655720	47.074	Biological Sciences	257,428	-
National Science Foundation	Direct		1655856	47.074	Biological Sciences	9,345	166
National Science Foundation	Direct		1701459	47.074	Biological Sciences	113,926	-
National Science Foundation	Direct		1701645	47.074	Biological Sciences	(89)	-
National Science Foundation	Direct		1701713	47.074	Biological Sciences	2,195	-
National Science Foundation	Direct		1707316	47.074	Biological Sciences	47,762	-
National Science Foundation	Direct		1716403	47.074	Biological Sciences	1,661,120	352,605
National Science Foundation	Direct		1737680	47.074	Biological Sciences	12,986	-
National Science Foundation	Direct		1748729	47.074	Biological Sciences	21,615	-
National Science Foundation	Direct		1749627	47.074	Biological Sciences	162,142	-
National Science Foundation	Direct		1753731	47.074	Biological Sciences	134,153	-
National Science Foundation	Direct		1754163	47.074	Biological Sciences	99,499	-
National Science Foundation	Direct		1754369	47.074	Biological Sciences	97,942	-
National Science Foundation	Direct		1754398	47.074	Biological Sciences	336,817	-
National Science Foundation	Direct		1755268	47.074	Biological Sciences	131,657	-
National Science Foundation	Direct		1755482	47.074	Biological Sciences	179,650	-
National Science Foundation	Direct					224,162	23,700

University of Michigan  
Schedule of Expenditures of Federal Awards  
For the Year Ended June 30, 2020

Cluster Title/Federal Grantor/Program	Type	Pass-Through Grantor	Award Identifier	CFDA Number	CFDA Program Title	Federal Expenditures	Passed-Through to Subrecipients
National Science Foundation	Direct		1756202	47.074	Biological Sciences	17,625	-
National Science Foundation	Direct		1759826	47.074	Biological Sciences	140,625	-
National Science Foundation	Direct		1802033	47.074	Biological Sciences	109,386	30,288
National Science Foundation	Direct		1813069	47.074	Biological Sciences	270,492	190,023
National Science Foundation	Direct		1817478	47.074	Biological Sciences	282,611	-
National Science Foundation	Direct		1817697	47.074	Biological Sciences	161,346	-
National Science Foundation	Direct		1817909	47.074	Biological Sciences	94,825	-
National Science Foundation	Direct		1834497	47.074	Biological Sciences	9,859	-
National Science Foundation	Direct		1834688	47.074	Biological Sciences	40,507	-
National Science Foundation	Direct		1845012	47.074	Biological Sciences	95,541	-
National Science Foundation	Direct		1851985	47.074	Biological Sciences	13,720	-
National Science Foundation	Direct		1852074	47.074	Biological Sciences	90,933	-
National Science Foundation	Direct		1853261	47.074	Biological Sciences	110,996	-
National Science Foundation	Direct		1854359	47.074	Biological Sciences	95,924	-
National Science Foundation	Direct		1855425	47.074	Biological Sciences	248,953	-
National Science Foundation	Direct		1856319	47.074	Biological Sciences	104,001	21,823
National Science Foundation	Direct		1902113	47.074	Biological Sciences	87,600	-
National Science Foundation	Direct		1902119	47.074	Biological Sciences	15,330	-
National Science Foundation	Direct		1902359	47.074	Biological Sciences	49,477	-
National Science Foundation	Direct		1910720	47.074	Biological Sciences	41,707	-
National Science Foundation	Direct		1911322	47.074	Biological Sciences	80,902	-
National Science Foundation	Direct		1917146	47.074	Biological Sciences	12,379	-
National Science Foundation	Direct		1921677	47.074	Biological Sciences	270,429	44,941
National Science Foundation	Direct		1923206	47.074	Biological Sciences	173,533	-
National Science Foundation	Direct		1929737	47.074	Biological Sciences	1,368	-
National Science Foundation	Direct		1929738	47.074	Biological Sciences	113,814	-
National Science Foundation	Direct		1930030	47.074	Biological Sciences	24,552	-
National Science Foundation	Direct		1934703	47.074	Biological Sciences	102,440	-
National Science Foundation	Direct		1935265	47.074	Biological Sciences	199,737	59,720
National Science Foundation	Direct		1935926	47.074	Biological Sciences	207,036	-
National Science Foundation	Direct		1941796	47.074	Biological Sciences	102,063	-
National Science Foundation	Direct		1941966	47.074	Biological Sciences	39,595	-
National Science Foundation	Direct		1942398	47.074	Biological Sciences	8,263	-
National Science Foundation	Direct		1944881	47.074	Biological Sciences	11,028	-
National Science Foundation	Direct		2013809	47.074	Biological Sciences	2,830	-
National Science Foundation	Direct		2030541	47.074	COVID-19-Biological Sciences	10,372	-
National Science Foundation	Direct		2030790	47.074	COVID-19-Biological Sciences	6,671	-
National Science Foundation	Direct		DEB 1207915	47.074	Biological Sciences	(621)	-
National Science Foundation	Direct		DEB 1252664	47.074	Biological Sciences	37,127	-
National Science Foundation	Direct		DEB 1353070	47.074	Biological Sciences	993	-
National Science Foundation	Direct		DEB 1441677	47.074	Biological Sciences	63,460	63,460
National Science Foundation	Direct		DEB 1617364	47.074	Biological Sciences	284,733	96,232
National Science Foundation	Direct		DEB-1655607	47.074	Biological Sciences	181,192	-
National Science Foundation	Direct		DEB-1657527	47.074	Biological Sciences	80,838	-
National Science Foundation	Direct		EF 1404964	47.074	Biological Sciences	(4,869)	-
National Science Foundation	Direct		EF-1340681	47.074	Biological Sciences	14,121	-
National Science Foundation	Direct		IOS1353263	47.074	Biological Sciences	13,549	-
National Science Foundation	Direct		IOS1456518	47.074	Biological Sciences	116,401	-
National Science Foundation	Direct		MCB-1552439	47.074	Biological Sciences	150,497	-
National Science Foundation	Direct		MCB-1553031	47.074	Biological Sciences	123,045	-
National Science Foundation	Direct		MCB-1714539	47.074	Biological Sciences	228,898	-
National Science Foundation	Pass-Through	Chicago State University	53118	47.074	Biological Sciences	1,811	-
National Science Foundation	Pass-Through	Eastern Kentucky University	453575-19-255	47.074	Biological Sciences	3,239	-
National Science Foundation	Pass-Through	Louisiana State University	PO-0000113456	47.074	Biological Sciences	15,054	-
National Science Foundation	Pass-Through	Marine Biological Laboratory	52806	47.074	Biological Sciences	147,858	-
National Science Foundation	Pass-Through	Michigan State University	RC106385UM	47.074	Biological Sciences	273,218	-
National Science Foundation	Pass-Through	Missouri Botanical Garden	NSF08115UOM	47.074	Biological Sciences	10,521	-
National Science Foundation	Pass-Through	Missouri Botanical Garden	NSF08115UOM	47.074	Biological Sciences	36,115	-
National Science Foundation	Pass-Through	University of Arizona	402840	47.074	Biological Sciences	16,723	-
National Science Foundation	Pass-Through	Woods Hole Oceanographic Institute	A101378	47.074	Biological Sciences	9,516	-
						\$ 10,059,790	\$ 965,840
National Science Foundation	Direct		1461470	47.075	Social, Behavioral, and Economic Sciences	(42,715)	-
National Science Foundation	Direct		1517701	47.075	Social, Behavioral, and Economic Sciences	(25)	-
National Science Foundation	Direct		1528445	47.075	Social, Behavioral, and Economic Sciences	156,899	74,963
National Science Foundation	Direct		1530628	47.075	Social, Behavioral, and Economic Sciences	38,603	-
National Science Foundation	Direct		1551513	47.075	Social, Behavioral, and Economic Sciences	14,013	-
National Science Foundation	Direct		1552429	47.075	Social, Behavioral, and Economic Sciences	99,608	-
National Science Foundation	Direct		1555460	47.075	Social, Behavioral, and Economic Sciences	19,997	-
National Science Foundation	Direct		1560987	47.075	Social, Behavioral, and Economic Sciences	(1,773)	-
National Science Foundation	Direct		1613392	47.075	Social, Behavioral, and Economic Sciences	170	-
National Science Foundation	Direct		1625196	47.075	Social, Behavioral, and Economic Sciences	7,492	-
National Science Foundation	Direct		1628141	47.075	Social, Behavioral, and Economic Sciences	14,609	-
National Science Foundation	Direct		1628883	47.075	Social, Behavioral, and Economic Sciences	(126)	-
National Science Foundation	Direct		1631409	47.075	Social, Behavioral, and Economic Sciences	99,681	72,027



University of Michigan  
 Schedule of Expenditures of Federal Awards  
 For the Year Ended June 30, 2020

Cluster Title/Federal Grantor/Program	Type	Pass-Through Grantor	Award Identifier	CFDA Number	CFDA Program Title	Federal Expenditures	Passed-Through to Subrecipients
National Science Foundation	Direct		1638553	47.075	Social, Behavioral, and Economic Sciences	28,147	-
National Science Foundation	Direct		1638642	47.075	Social, Behavioral, and Economic Sciences	29,226	21,436
National Science Foundation	Direct		1658268	47.075	Social, Behavioral, and Economic Sciences	54,224	-
National Science Foundation	Direct		1728882	47.075	Social, Behavioral, and Economic Sciences	4,391	-
National Science Foundation	Direct		1728959	47.075	Social, Behavioral, and Economic Sciences	264,533	-
National Science Foundation	Direct		1744065	47.075	Social, Behavioral, and Economic Sciences	46,281	-
National Science Foundation	Direct		1744365	47.075	Social, Behavioral, and Economic Sciences	4,941	-
National Science Foundation	Direct		1744724	47.075	Social, Behavioral, and Economic Sciences	254,753	23,531
National Science Foundation	Direct		1747446	47.075	Social, Behavioral, and Economic Sciences	18,702	-
National Science Foundation	Direct		1756746	47.075	Social, Behavioral, and Economic Sciences	175,300	160,762
National Science Foundation	Direct		1757063	47.075	Social, Behavioral, and Economic Sciences	25,801	-
National Science Foundation	Direct		1757147	47.075	Social, Behavioral, and Economic Sciences	89,376	-
National Science Foundation	Direct		1759199	47.075	Social, Behavioral, and Economic Sciences	87,111	-
National Science Foundation	Direct		1760058	47.075	Social, Behavioral, and Economic Sciences	144,912	-
National Science Foundation	Direct		1760238	47.075	Social, Behavioral, and Economic Sciences	40,959	-
National Science Foundation	Direct		1760644	47.075	Social, Behavioral, and Economic Sciences	6,735	-
National Science Foundation	Direct		1762420	47.075	Social, Behavioral, and Economic Sciences	124	-
National Science Foundation	Direct		1801902	47.075	Social, Behavioral, and Economic Sciences	1,906	-
National Science Foundation	Direct		1823629	47.075	Social, Behavioral, and Economic Sciences	97,824	-
National Science Foundation	Direct		1824290	47.075	Social, Behavioral, and Economic Sciences	16,972	-
National Science Foundation	Direct		1824839	47.075	Social, Behavioral, and Economic Sciences	15,885	-
National Science Foundation	Direct		1825113	47.075	Social, Behavioral, and Economic Sciences	198,292	-
National Science Foundation	Direct		1830705	47.075	Social, Behavioral, and Economic Sciences	14,004	-
National Science Foundation	Direct		1831347	47.075	Social, Behavioral, and Economic Sciences	348,284	-
National Science Foundation	Direct		1835971	47.075	Social, Behavioral, and Economic Sciences	2,204,597	118,188
National Science Foundation	Direct		1846747	47.075	Social, Behavioral, and Economic Sciences	19,470	-
National Science Foundation	Direct		1849638	47.075	Social, Behavioral, and Economic Sciences	114,588	-
National Science Foundation	Direct		1850328	47.075	Social, Behavioral, and Economic Sciences	61,291	-
National Science Foundation	Direct		1851418	47.075	Social, Behavioral, and Economic Sciences	20,986	-
National Science Foundation	Direct		1901661	47.075	Social, Behavioral, and Economic Sciences	62,463	-
National Science Foundation	Direct		1917663	47.075	Social, Behavioral, and Economic Sciences	104,125	-
National Science Foundation	Direct		1917727	47.075	Social, Behavioral, and Economic Sciences	69,702	-
National Science Foundation	Direct		1918093	47.075	Social, Behavioral, and Economic Sciences	22,239	-
National Science Foundation	Direct		1918356	47.075	Social, Behavioral, and Economic Sciences	5,872	-
National Science Foundation	Direct		1919360	47.075	Social, Behavioral, and Economic Sciences	15,891	-
National Science Foundation	Direct		1919362	47.075	Social, Behavioral, and Economic Sciences	91,568	-
National Science Foundation	Direct		1919671	47.075	Social, Behavioral, and Economic Sciences	7,385	-
National Science Foundation	Direct		1925563	47.075	Social, Behavioral, and Economic Sciences	7,212	-
National Science Foundation	Direct		1925693	47.075	Social, Behavioral, and Economic Sciences	231,699	-
National Science Foundation	Direct		1926576	47.075	Social, Behavioral, and Economic Sciences	264,367	-
National Science Foundation	Direct		1926653	47.075	Social, Behavioral, and Economic Sciences	31,108	-
National Science Foundation	Direct		1930645	47.075	Social, Behavioral, and Economic Sciences	19,850	-
National Science Foundation	Direct		1931049	47.075	Social, Behavioral, and Economic Sciences	100,722	-
National Science Foundation	Direct		1945121	47.075	Social, Behavioral, and Economic Sciences	6,566	-
National Science Foundation	Direct		1945701	47.075	Social, Behavioral, and Economic Sciences	765	-
National Science Foundation	Direct		2013753	47.075	Social, Behavioral, and Economic Sciences	139,643	-
National Science Foundation	Direct		2027822	47.075	Social, Behavioral, and Economic Sciences	97,689	-
National Science Foundation	Direct		BCS 0827316	47.075	Social, Behavioral, and Economic Sciences	(11,461)	-
National Science Foundation	Direct		BCS 1348013	47.075	Social, Behavioral, and Economic Sciences	27,102	16,101
National Science Foundation	Direct		BCS 1348957	47.075	Social, Behavioral, and Economic Sciences	52,627	-
National Science Foundation	Direct		BCS-1749430	47.075	Social, Behavioral, and Economic Sciences	46,016	-
National Science Foundation	Direct		SES 1157698	47.075	Social, Behavioral, and Economic Sciences	270,472	-
National Science Foundation	Direct		SES 1444721	47.075	Social, Behavioral, and Economic Sciences	(221)	-
National Science Foundation	Direct		SES 1523355	47.075	Social, Behavioral, and Economic Sciences	47,358	-
National Science Foundation	Direct		SES-1623684	47.075	Social, Behavioral, and Economic Sciences	5,168,033	-
National Science Foundation	Direct		SES-1627464	47.075	Social, Behavioral, and Economic Sciences	57,504	-
National Science Foundation	Direct		SES-1636754	47.075	Social, Behavioral, and Economic Sciences	20,771	-
National Science Foundation	Direct		SES-1654645	47.075	Social, Behavioral, and Economic Sciences	61,072	-
National Science Foundation	Direct		SES-1658336	47.075	Social, Behavioral, and Economic Sciences	165,048	-
National Science Foundation	Direct		SES-1659328	47.075	Social, Behavioral, and Economic Sciences	85,860	12,789
National Science Foundation	Direct		SES-1724436	47.075	Social, Behavioral, and Economic Sciences	(5)	-
National Science Foundation	Direct		SES-1727491	47.075	Social, Behavioral, and Economic Sciences	104,395	-
National Science Foundation	Direct		SES-1728792	47.075	Social, Behavioral, and Economic Sciences	16,149	-
National Science Foundation	Direct		SES-1729115	47.075	Social, Behavioral, and Economic Sciences	18,782	-
National Science Foundation	Direct		SES-1733546	47.075	Social, Behavioral, and Economic Sciences	39,425	-
National Science Foundation	Direct		SMA-1539228	47.075	Social, Behavioral, and Economic Sciences	101,380	-
National Science Foundation	Pass-Through	American Geographers, Association of	F7034-UMICH	47.075	Social, Behavioral, and Economic Sciences	19,001	-
National Science Foundation	Pass-Through	Carnegie-Mellon University	1122455-370028	47.075	Social, Behavioral, and Economic Sciences	63,374	-
National Science Foundation	Pass-Through	Decision Research	17-01	47.075	Social, Behavioral, and Economic Sciences	63,746	-
National Science Foundation	Pass-Through	Decision Research	18-01	47.075	Social, Behavioral, and Economic Sciences	7,997	-
National Science Foundation	Pass-Through	Harvard University	136392-5116305	47.075	Social, Behavioral, and Economic Sciences	27,317	-
National Science Foundation	Pass-Through	Indiana University	BL-4831222-UM/PO0097554	47.075	Social, Behavioral, and Economic Sciences	16,740	-
National Science Foundation	Pass-Through	Johns Hopkins University	PO 2003171568	47.075	Social, Behavioral, and Economic Sciences	40,860	-
National Science Foundation	Pass-Through	Michigan State University	RC104160UM	47.075	Social, Behavioral, and Economic Sciences	15,772	-

University of Michigan  
Schedule of Expenditures of Federal Awards  
For the Year Ended June 30, 2020

Cluster Title/Federal Grantor/Program	Type	Pass-Through Grantor	Award Identifier	CFDA Number	CFDA Program Title	Federal Expenditures	Passed-Through to Subrecipients
National Science Foundation	Pass-Through	National Endowment for the Humanities	PD-255909-17	47.075	Social, Behavioral, and Economic Sciences	57,813	-
National Science Foundation	Pass-Through	University of California - Irvine	2019-3782	47.075	Social, Behavioral, and Economic Sciences	9,118	-
National Science Foundation	Pass-Through	University of Virginia	GA11260.156640	47.075	Social, Behavioral, and Economic Sciences	8,329	-
National Science Foundation	Pass-Through	Western Michigan University	UoM9558	47.075	Social, Behavioral, and Economic Sciences	16,557	-
						\$ 12,691,845	\$ 499,797
National Science Foundation	Direct		1458375	47.076	Education and Human Resources	87,617	-
National Science Foundation	Direct		1502778	47.076	Education and Human Resources	198,739	-
National Science Foundation	Direct		1524967	47.076	Education and Human Resources	145,600	-
National Science Foundation	Direct		1535370	47.076	Education and Human Resources	90,080	-
National Science Foundation	Direct		1535389	47.076	Education and Human Resources	198,218	-
National Science Foundation	Direct		1609204	47.076	Education and Human Resources	47,944	-
National Science Foundation	Direct		1611687	47.076	Education and Human Resources	46,091	-
National Science Foundation	Direct		1621104	47.076	Education and Human Resources	597,571	-
National Science Foundation	Direct		1624634	47.076	Education and Human Resources	(91)	-
National Science Foundation	Direct		1625387	47.076	Education and Human Resources	77,951	-
National Science Foundation	Direct		1625397	47.076	Education and Human Resources	394,632	-
National Science Foundation	Direct		1711533	47.076	Education and Human Resources	20,140	-
National Science Foundation	Direct		1725837	47.076	Education and Human Resources	376,396	-
National Science Foundation	Direct		1744359	47.076	Education and Human Resources	19,978	-
National Science Foundation	Direct		1744407	47.076	Education and Human Resources	16,231	11,006
National Science Foundation	Direct		1760609	47.076	Education and Human Resources	510,071	-
National Science Foundation	Direct		1760788	47.076	Education and Human Resources	577,583	-
National Science Foundation	Direct		1761129	47.076	Education and Human Resources	161,451	-
National Science Foundation	Direct		1821488	47.076	Education and Human Resources	159,408	-
National Science Foundation	Direct		1821509	47.076	Education and Human Resources	252,676	-
National Science Foundation	Direct		1821574	47.076	Education and Human Resources	115,456	-
National Science Foundation	Direct		1821884	47.076	Education and Human Resources	62,804	-
National Science Foundation	Direct		1824998	47.076	Education and Human Resources	16,799	-
National Science Foundation	Direct		1841052	47.076	Education and Human Resources	8,854,653	-
National Science Foundation	Direct		1845841	47.076	Education and Human Resources	87,434	-
National Science Foundation	Direct		1915345	47.076	Education and Human Resources	257,426	22,009
National Science Foundation	Direct		1915515	47.076	Education and Human Resources	66,839	-
National Science Foundation	Direct		1928501	47.076	Education and Human Resources	33,433	-
National Science Foundation	Direct		1930072	47.076	Education and Human Resources	651,077	259,552
National Science Foundation	Direct		1937251	47.076	Education and Human Resources	255,249	-
National Science Foundation	Direct		1937509	47.076	Education and Human Resources	123,116	-
National Science Foundation	Direct		1954981	47.076	Education and Human Resources	8,406	-
National Science Foundation	Direct		2016707	47.076	Education and Human Resources	93,818	18,751
National Science Foundation	Direct		2021587	47.076	Education and Human Resources	102,710	-
National Science Foundation	Direct		2027888	47.076	COVID-19-Education and Human Resources	45,046	-
National Science Foundation	Direct		2028370	47.076	COVID-19-Education and Human Resources	21,821	-
National Science Foundation	Direct		DRL 1118745	47.076	Education and Human Resources	57,269	38,781
National Science Foundation	Direct		DRL 1420102	47.076	Education and Human Resources	48,088	-
National Science Foundation	Direct		DRL 1665117	47.076	Education and Human Resources	13,002	-
National Science Foundation	Direct		DRL 1743150	47.076	Education and Human Resources	69,738	21,837
National Science Foundation	Direct		DUE 1161121	47.076	Education and Human Resources	13,945	-
National Science Foundation	Direct		HRD 1038099	47.076	Education and Human Resources	(416)	-
National Science Foundation	Direct		HRD 1619681	47.076	Education and Human Resources	1,133,928	453,302
National Science Foundation	Pass-Through	American Educational Research Association	Award Letter	47.076	Education and Human Resources	(12)	-
National Science Foundation	Pass-Through	Bowling Green State University	10008257-UM.Karabenick	47.076	Education and Human Resources	3,775	-
National Science Foundation	Pass-Through	Harvard University	108144-5097698	47.076	Education and Human Resources	(229)	-
National Science Foundation	Pass-Through	Harvard University	108144-5097698	47.076	Education and Human Resources	7,195	-
National Science Foundation	Pass-Through	Maricopa County Community College District	Agreement	47.076	Education and Human Resources	45,713	-
National Science Foundation	Pass-Through	Michigan State University	RC104925UM	47.076	Education and Human Resources	119,324	-
National Science Foundation	Pass-Through	Michigan State University	RC107563UM	47.076	Education and Human Resources	34,774	-
National Science Foundation	Pass-Through	Rutgers University	5920	47.076	Education and Human Resources	164,264	-
National Science Foundation	Pass-Through	University of California - Irvine	2015-3266	47.076	Education and Human Resources	60,591	-
National Science Foundation	Pass-Through	University of Maryland, College Park	Z411102	47.076	Education and Human Resources	29,194	-
National Science Foundation	Pass-Through	University of Nebraska	45-2205-1001-301	47.076	Education and Human Resources	6,233	-
National Science Foundation	Pass-Through	University of Wisconsin	830K642	47.076	Education and Human Resources	68,191	-
						\$ 16,648,940	\$ 825,238
National Science Foundation	Direct		ARC 1253154	47.078	Polar Programs	77,299	-
National Science Foundation	Direct		1658650	47.079	Office of International Science and Engineering	19,781	-
National Science Foundation	Direct		1827075	47.079	Office of International Science and Engineering	21,181	-
National Science Foundation	Pass-Through	University of North Carolina at Chapel Hill	5113293	47.079	Office of International Science and Engineering	61,399	-
National Science Foundation	Pass-Through	Virginia Polytechnic Institute and State University	479477-19337	47.079	Office of International Science and Engineering	33,581	-
						\$ 135,942	\$ -
National Science Foundation	Direct		OCI 0948113	47.080	Office of Cyberinfrastructure	(630)	-
National Science Foundation	Direct		OCI 0941386	47.082	Trans-NSF Recovery Act Research Support	(127)	-
National Science Foundation	Direct		1545858	47.083	Integrative Activities	677,941	370,812
National Science Foundation	Direct		1934494	47.083	Integrative Activities	91,745	-
National Science Foundation	Direct		1936884	47.083	Integrative Activities	824,445	-
National Science Foundation	Direct		1936940	47.083	Integrative Activities	782,510	459,388
National Science Foundation	Direct		2029518	47.083	COVID-19-Integrative Activities	54,215	-

University of Michigan  
Schedule of Expenditures of Federal Awards  
For the Year Ended June 30, 2020

Cluster Title/Federal Grantor/Program	Type	Pass-Through Grantor	Award Identifier	CFDA Number	CFDA Program Title	Passed-Through	
						Federal Expenditures	to Subrecipients
			Total National Science Foundation			\$ 2,430,856	\$ 830,200
						\$ 105,006,882	\$ 6,487,247
Veterans Affairs, Department of	Direct		36C24119C0060	64.RD		\$ 33,925	\$ -
Veterans Affairs, Department of	Direct		36C25018C0241	64.RD		12,723	-
Veterans Affairs, Department of	Direct		36C25018C0241	64.RD		57,329	-
Veterans Affairs, Department of	Direct		36C25018C0267	64.RD		6,367	-
Veterans Affairs, Department of	Direct		36C25018C0267	64.RD		8,190	-
Veterans Affairs, Department of	Direct		36C25019C0139/PO 506C90190	64.RD		55,979	-
Veterans Affairs, Department of	Direct		36C25019C0203	64.RD		29,016	-
Veterans Affairs, Department of	Direct		36C250-20-P-1268	64.RD		7,445	-
Veterans Affairs, Department of	Direct		506-D95050	64.RD		38,168	-
Veterans Affairs, Department of	Direct		AWD015022	64.RD		734	-
Veterans Affairs, Department of	Direct		IPA - Anderson, Barry	64.RD		9,618	-
Veterans Affairs, Department of	Direct		IPA - Chen, Jijun	64.RD		40,068	-
Veterans Affairs, Department of	Direct		IPA - Girard, Rachel	64.RD		2,184	-
Veterans Affairs, Department of	Direct		IPA - Ha, Jinkyung	64.RD		16,481	-
Veterans Affairs, Department of	Direct		IPA - Krans, Amy	64.RD		35,702	-
Veterans Affairs, Department of	Direct		IPA - Lee, Soo Jung	64.RD		2,726	-
Veterans Affairs, Department of	Direct		IPA - Lorraine Buis	64.RD		7,273	-
Veterans Affairs, Department of	Direct		IPA - Ojeda, Lauro	64.RD		8,369	-
Veterans Affairs, Department of	Direct		IPA - Padgett, Michael	64.RD		34,919	-
Veterans Affairs, Department of	Direct		IPA - Robinson, Dan	64.RD		3,420	-
Veterans Affairs, Department of	Direct		IPA - Robinson, Dan	64.RD		5,132	-
Veterans Affairs, Department of	Direct		IPA - Romanow, Philip	64.RD		2,687	-
Veterans Affairs, Department of	Direct		IPA - Szpara, Ashley	64.RD		925	-
Veterans Affairs, Department of	Direct		IPA - Tank, Elizabeth	64.RD		9,688	-
Veterans Affairs, Department of	Direct		IPA - VA - Ann Arbor - Yihao Z	64.RD		7,920	-
Veterans Affairs, Department of	Direct		IPA - Valbona Metko	64.RD		9,595	-
Veterans Affairs, Department of	Direct		IPA - Vats, Panjak	64.RD		3,286	-
Veterans Affairs, Department of	Direct		IPA - Vats, Pankaj	64.RD		2,013	-
Veterans Affairs, Department of	Direct		IPA - Villegas-Umana, Emily T.	64.RD		20,623	-
Veterans Affairs, Department of	Direct		IPA - Wang, Jintao	64.RD		(6)	-
Veterans Affairs, Department of	Direct		IPA - Yessayan, Lenar	64.RD		82,775	-
Veterans Affairs, Department of	Direct		IPA - Yu, Fen	64.RD		51,018	-
Veterans Affairs, Department of	Direct		IPA - Zhang, Xiaojie	64.RD		62,396	-
Veterans Affairs, Department of	Direct		IPA Agreement Semerad, Jay - F	64.RD		4,193	-
Veterans Affairs, Department of	Direct		IPA Althuis, Katie	64.RD		20,073	-
Veterans Affairs, Department of	Direct		IPA Althuis, Katie	64.RD		42,448	-
Veterans Affairs, Department of	Direct		IPA Ameling, Jessica	64.RD		17,122	-
Veterans Affairs, Department of	Direct		IPA Ashe, Doctor	64.RD		36,060	-
Veterans Affairs, Department of	Direct		IPA Baker Nicki	64.RD		34,491	-
Veterans Affairs, Department of	Direct		IPA Baker, Nicki	64.RD		34,828	-
Veterans Affairs, Department of	Direct		IPA Bauer, David	64.RD		2,679	-
Veterans Affairs, Department of	Direct		IPA Bauer, David	64.RD		2,679	-
Veterans Affairs, Department of	Direct		IPA Burton, Mary	64.RD		(8,223)	-
Veterans Affairs, Department of	Direct		IPA Cartee, Naw May Pearl	64.RD		10,682	-
Veterans Affairs, Department of	Direct		IPA Cartee, Naw May Pearl	64.RD		55,199	-
Veterans Affairs, Department of	Direct		IPA Chang, Shelly	64.RD		969	-
Veterans Affairs, Department of	Direct		IPA Chen, Jenny	64.RD		25,007	-
Veterans Affairs, Department of	Direct		IPA Chen, Jenny	64.RD		47,063	-
Veterans Affairs, Department of	Direct		IPA Cohn, Amy	64.RD		40,160	-
Veterans Affairs, Department of	Direct		IPA Cyrus Sarosh	64.RD		2,741	-
Veterans Affairs, Department of	Direct		IPA - Denton, Brian	64.RD		18,263	-
Veterans Affairs, Department of	Direct		IPA Dolan, David	64.RD		1,355	-
Veterans Affairs, Department of	Direct		IPA Ehrlinger, Rachel	64.RD		21,215	-
Veterans Affairs, Department of	Direct		IPA Engle, Jason	64.RD		2,874	-
Veterans Affairs, Department of	Direct		IPA Engle, Jason	64.RD		12,795	-
Veterans Affairs, Department of	Direct		IPA Flesher, Carmen	64.RD		57,776	-
Veterans Affairs, Department of	Direct		IPA Fowler, Rebecca	64.RD		3,272	-
Veterans Affairs, Department of	Direct		IPA Garlick, James	64.RD		11,771	-
Veterans Affairs, Department of	Direct		IPA Geisendorfer, Max	64.RD		19,254	-
Veterans Affairs, Department of	Direct		IPA Geisendorfer, Max	64.RD		29,174	-
Veterans Affairs, Department of	Direct		IPA Goldman, Erin	64.RD		58,984	-
Veterans Affairs, Department of	Direct		IPA Gross, Colin	64.RD		15,908	-
Veterans Affairs, Department of	Direct		IPA Guo, Chiao	64.RD		15,912	-
Veterans Affairs, Department of	Direct		IPA Henderson, James	64.RD		2,675	-
Veterans Affairs, Department of	Direct		IPA Henry Moon	64.RD		6,130	-
Veterans Affairs, Department of	Direct		IPA Hoelscher, Alice	64.RD		60,414	-
Veterans Affairs, Department of	Direct		IPA Holcombe, Sven	64.RD		19,933	-
Veterans Affairs, Department of	Direct		IPA Ignacio / 506-D95049	64.RD		28,682	-
Veterans Affairs, Department of	Direct		IPA Jannausch, Mary	64.RD		43,189	-
Veterans Affairs, Department of	Direct		IPA Jie Zhu	64.RD		13,722	-
Veterans Affairs, Department of	Direct		IPA Kanicki, Ariane	64.RD		2,174	-

University of Michigan  
 Schedule of Expenditures of Federal Awards  
 For the Year Ended June 30, 2020

Cluster Title/Federal Grantor/Program	Type	Pass-Through Grantor	Award Identifier	CFDA Number	CFDA Program Title	Federal Expenditures	Passed-Through to Subrecipients
Veterans Affairs, Department of	Direct		IPA Kim, Myra	64.RD		17,146	-
Veterans Affairs, Department of	Direct		IPA King, W. Michael	64.RD		24,547	-
Veterans Affairs, Department of	Direct		IPA Klein,Debra	64.RD		21,275	-
Veterans Affairs, Department of	Direct		IPA- Krenz, Chris	64.RD		2,305	-
Veterans Affairs, Department of	Direct		IPA Kyle Carver	64.RD		73,949	-
Veterans Affairs, Department of	Direct		IPA Lee, Soo Jung	64.RD		13,413	-
Veterans Affairs, Department of	Direct		IPA Lu, Catherine	64.RD		13,026	-
Veterans Affairs, Department of	Direct		IPA Lu,Yu-Ting (Catherine)	64.RD		8,304	-
Veterans Affairs, Department of	Direct		IPA Lumeng, Carey	64.RD		9,824	-
Veterans Affairs, Department of	Direct		IPA Manikas Maly, Marianna	64.RD		38,044	-
Veterans Affairs, Department of	Direct		IPA Martin, Catherine	64.RD		385	-
Veterans Affairs, Department of	Direct		IPA Martin, Catherine	64.RD		1,704	-
Veterans Affairs, Department of	Direct		IPA Martin,Catherine	64.RD		51,292	-
Veterans Affairs, Department of	Direct		IPA Mase, Rebecca	64.RD		(1)	-
Veterans Affairs, Department of	Direct		IPA McGuire, Matthew	64.RD		24,545	-
Veterans Affairs, Department of	Direct		IPA Mobley, Linda	64.RD		13,278	-
Veterans Affairs, Department of	Direct		IPA Muller,Martijn	64.RD		26,387	-
Veterans Affairs, Department of	Direct		IPA Nabozny	64.RD		17,531	-
Veterans Affairs, Department of	Direct		IPA Newman, Sean	64.RD		9,603	-
Veterans Affairs, Department of	Direct		IPA Newman, Sean	64.RD		41,414	-
Veterans Affairs, Department of	Direct		IPA Nowak, Michael	64.RD		1,173	-
Veterans Affairs, Department of	Direct		IPA Nowak, Michael	64.RD		6,550	-
Veterans Affairs, Department of	Direct		IPA Oscherwitz, Jon	64.RD		87,316	-
Veterans Affairs, Department of	Direct		IPA Patel, Nita	64.RD		(11,796)	-
Veterans Affairs, Department of	Direct		IPA Quinn, Martha	64.RD		12,506	-
Veterans Affairs, Department of	Direct		IPA Quinn, Martha	64.RD		17,677	-
Veterans Affairs, Department of	Direct		IPA Rahman, Moshir	64.RD		(15,802)	-
Veterans Affairs, Department of	Direct		IPA Rogers, Mary	64.RD		9,422	-
Veterans Affairs, Department of	Direct		IPA- Ryan, Kerry	64.RD		3,025	-
Veterans Affairs, Department of	Direct		IPA Sarosh Cyrus	64.RD		13,824	-
Veterans Affairs, Department of	Direct		IPA Scisney-Matlock, Margaret	64.RD		3,659	-
Veterans Affairs, Department of	Direct		IPA Scisney-Matlock, Margaret	64.RD		10,977	-
Veterans Affairs, Department of	Direct		IPA Semerad, Jay	64.RD		505	-
Veterans Affairs, Department of	Direct		IPA Semerad, Jay	64.RD		1,281	-
Veterans Affairs, Department of	Direct		IPA Shah, Nidhi	64.RD		21,127	-
Veterans Affairs, Department of	Direct		IPA Shih, Albert	64.RD		24,640	-
Veterans Affairs, Department of	Direct		IPA Shih, Albert	64.RD		35,049	-
Veterans Affairs, Department of	Direct		IPA Stoll, Shelley	64.RD		13,824	-
Veterans Affairs, Department of	Direct		IPA Sun, Xiankui	64.RD		(6,119)	-
Veterans Affairs, Department of	Direct		IPA Swalwell, Kathleen	64.RD		23,764	-
Veterans Affairs, Department of	Direct		IPA Swalwell, Kathy	64.RD		(205)	-
Veterans Affairs, Department of	Direct		IPA Szpara, Ashley	64.RD		5,603	-
Veterans Affairs, Department of	Direct		IPA Teitz-Tennenbaum, Seagal	64.RD		14,872	-
Veterans Affairs, Department of	Direct		IPA Toma, Miriam	64.RD		30,290	-
Veterans Affairs, Department of	Direct		IPA Toma, Miriam	64.RD		32,657	-
Veterans Affairs, Department of	Direct		IPA Turnwald, Molly	64.RD		51,947	-
Veterans Affairs, Department of	Direct		IPA Villegas-Umana, Emily	64.RD		5,910	-
Veterans Affairs, Department of	Direct		IPA Walton, Maureen	64.RD		5,407	-
Veterans Affairs, Department of	Direct		IPA Warshal, Wendy	64.RD		(1,229)	-
Veterans Affairs, Department of	Direct		IPA Weerasinghe, Vithanage	64.RD		(13,143)	-
Veterans Affairs, Department of	Direct		IPA Wells, Joanna	64.RD		8,829	-
Veterans Affairs, Department of	Direct		IPA Weston, Michele	64.RD		79,740	-
Veterans Affairs, Department of	Direct		IPA Xu, Jintao	64.RD		9,640	-
Veterans Affairs, Department of	Direct		IPA Xu, Jintao	64.RD		49,927	-
Veterans Affairs, Department of	Direct		IPA Yeagley, Emily	64.RD		44,878	-
Veterans Affairs, Department of	Direct		IPA Yu, Fen	64.RD		10,571	-
Veterans Affairs, Department of	Direct		IPA Zhang, Peng	64.RD		19,766	-
Veterans Affairs, Department of	Direct		IPA Zhang, Xiaojie	64.RD		12,178	-
Veterans Affairs, Department of	Direct		IPA Zhu	64.RD		(3,298)	-
Veterans Affairs, Department of	Direct		IPA Zhu, Ji	64.RD		50,953	-
Veterans Affairs, Department of	Direct		IPA Zhu, Ji	64.RD		9,456	-
Veterans Affairs, Department of	Direct		IPA, Ganguly, Anutosh	64.RD		78,528	-
Veterans Affairs, Department of	Direct		IPA-Althuis,Katie	64.RD		12,149	-
Veterans Affairs, Department of	Direct		IPA-Andrew Ryan	64.RD		21,008	-
Veterans Affairs, Department of	Direct		IPA-Bak, Trevor	64.RD		5,631	-
Veterans Affairs, Department of	Direct		IPA-Ehrlinger, Rachel	64.RD		2,348	-
Veterans Affairs, Department of	Direct		IPA-Guo, Chiao	64.RD		39,742	-
Veterans Affairs, Department of	Direct		IPA-Ha,Jinkyung	64.RD		5,358	-
Veterans Affairs, Department of	Direct		IPA-Katrina Clines	64.RD		20,603	-
Veterans Affairs, Department of	Direct		IPA-McCloskey, Lisa	64.RD		57,842	-
Veterans Affairs, Department of	Direct		IPA-McCloskey,Lisa	64.RD		38,544	-
Veterans Affairs, Department of	Direct		IPA-McGuire, Matthew	64.RD		6,518	-
Veterans Affairs, Department of	Direct		IPA-Pietron, Colin	64.RD		4,111	-
Veterans Affairs, Department of	Direct		IPA-Stoll,Shelley	64.RD		15,195	-

University of Michigan  
Schedule of Expenditures of Federal Awards  
For the Year Ended June 30, 2020

Cluster Title/Federal Grantor/Program	Type	Pass-Through Grantor	Award Identifier	CFDA Number	CFDA Program Title	Federal Expenditures	Passed-Through to Subrecipients
Veterans Affairs, Department of	Direct		IPA-Thomas,Jennifer	64.RD		867	-
Veterans Affairs, Department of	Direct		IPA-Trim,Elise	64.RD		4,726	-
Veterans Affairs, Department of	Direct		IPA-Wang,Shirley	64.RD		7,351	-
Veterans Affairs, Department of	Direct		IPA-Yessayan,Lenar	64.RD		9,468	-
Veterans Affairs, Department of	Direct		IPS Chen, Jenny	64.RD		(4,866)	-
Veterans Affairs, Department of	Direct		VA IPA - Alise Hoelscher	64.RD		13,961	-
Veterans Affairs, Department of	Direct		VA IPA - Ashe,Doctor	64.RD		5,235	-
Veterans Affairs, Department of	Direct		VA IPA - Bak,Trevor	64.RD		2,160	-
Veterans Affairs, Department of	Direct		VA IPA - Bhaumik,Arijit	64.RD		16,947	-
Veterans Affairs, Department of	Direct		VA IPA - Garlick,James	64.RD		3,834	-
Veterans Affairs, Department of	Direct		VA IPA - Goldman,Erin	64.RD		2,974	-
Veterans Affairs, Department of	Direct		VA IPA - Horowitz, Jennifer	64.RD		17,628	-
Veterans Affairs, Department of	Direct		VA IPA - Jannausch,Mary	64.RD		3,825	-
Veterans Affairs, Department of	Direct		VA IPA - Kabeto, Mohammed	64.RD		7,411	-
Veterans Affairs, Department of	Direct		VA IPA - Laing,Julia	64.RD		485	-
Veterans Affairs, Department of	Direct		VA IPA - Mobley,Linda	64.RD		2,564	-
Veterans Affairs, Department of	Direct		VA IPA - Moll,Allison	64.RD		1,369	-
Veterans Affairs, Department of	Direct		VA IPA - Walton,Maureen	64.RD		359	-
Veterans Affairs, Department of	Direct		VA IPA - Weston,Michele	64.RD		26,226	-
Veterans Affairs, Department of	Direct		VA IPA - Yeagley,Emily	64.RD		8,217	-
Veterans Affairs, Department of	Direct		VA IPA Calhoun, O	64.RD		(246)	-
Veterans Affairs, Department of	Direct		VA IPA Gross,Colin	64.RD		4,659	-
Veterans Affairs, Department of	Direct		VA IPA Kanicki,Ariane	64.RD		24,543	-
Veterans Affairs, Department of	Direct		VA IPA Kanicki,Ariane	64.RD		62,333	-
Veterans Affairs, Department of	Direct		VA IPA McRobert,Erin	64.RD		52,138	-
Veterans Affairs, Department of	Direct		VA IPA Myra Kim	64.RD		73,819	-
Veterans Affairs, Department of	Direct		VA IPA Shelley Stoll	64.RD		4,349	-
Veterans Affairs, Department of	Direct		VA IPA Swallow,Kathleen	64.RD		(35)	-
Veterans Affairs, Department of	Direct		VA IPA Teitz-Tennebaum,Seagal	64.RD		23,002	-
Veterans Affairs, Department of	Direct		VA IPA -Thomas, Jennifer	64.RD		2,388	-
Veterans Affairs, Department of	Direct		VA IPA Wells, Joanna	64.RD		45,578	-
Veterans Affairs, Department of	Direct		VA IPA Yongqun He -2018	64.RD		7,988	-
Veterans Affairs, Department of	Direct		VA IPA Zikmund-Fisher, Brian	64.RD		19,685	-
Veterans Affairs, Department of	Direct		VA IPA-Henderson, James	64.RD		14,798	-
Veterans Affairs, Department of	Direct		VA/PA Bauer, David	64.RD		44,203	-
Veterans Affairs, Department of	Direct		VA/PA Dolan,David	64.RD		14,901	-
Veterans Affairs, Department of	Direct		VA/PA Martin,Catherine	64.RD		12,823	-
Veterans Affairs, Department of	Direct		VA250-16-D0138	64.RD		2,954	-
Veterans Affairs, Department of	Direct		VA250-16-D-0138	64.RD		2,014	-
Veterans Affairs, Department of	Direct		VA250-16-D-0138	64.RD		22,957	-
Veterans Affairs, Department of	Direct		VA250-17-C-0107 PO# D70010	64.RD		1,287	-
Veterans Affairs, Department of	Direct		VA251-15-C-0171	64.RD		(21,686)	-
Veterans Affairs, Department of	Direct		VA251-15-D-0057	64.RD		7,456	-
Veterans Affairs, Department of	Direct		VA251-15-D-0057	64.RD		68,860	-
Veterans Affairs, Department of	Direct		VA-IPA Chowdhury, Mahboob	64.RD		12,430	-
Veterans Affairs, Department of	Direct		VA-IPA Prieskorn,Diane	64.RD		31,398	-
			Total Veterans Affairs, Department of			\$ 3,540,567	\$ -
Environmental Protection Agency	Pass-Through	Health Effects Institute (HEI)	4966-RFA18-1/19-2	66.RD		\$ 55,869	\$ -
Environmental Protection Agency	Pass-Through	Tetra Tech MPS	Subcontract Agreement	66.RD		144,604	-
						\$ 200,473	\$ -
Environmental Protection Agency	Direct		83594901	66.037	Internships, Training and Workshops for the Office of Air and Radiation	\$ 54,548	\$ -
Environmental Protection Agency	Pass-Through	Michigan, State of, Environment, Great Lakes, and Energy, Department of	2017-0019	66.460	Nonpoint Source Implementation Grants	\$ 104,199	\$ -
Environmental Protection Agency	Pass-Through	Michigan, State of, Environment, Great Lakes, and Energy, Department of	18-AOC-013	66.469	Great Lakes Program	\$ 85,541	\$ -
Environmental Protection Agency	Pass-Through	Michigan, State of, Environment, Great Lakes, and Energy, Department of	2020-2509	66.469	Great Lakes Program	5,410	-
Environmental Protection Agency	Pass-Through	Michigan, State of, Natural Resources, Department of	GL-01E01195	66.469	Great Lakes Program	(2,321)	-
Environmental Protection Agency	Pass-Through	Ohio State University, The	60065547	66.469	Great Lakes Program	3,911	-
						\$ 92,541	\$ -
Environmental Protection Agency	Direct		83543601	66.509	Science To Achieve Results (STAR) Research Program	\$ (4,531)	\$ -
Environmental Protection Agency	Direct		83563701	66.509	Science To Achieve Results (STAR) Research Program	56,670	-
Environmental Protection Agency	Pass-Through	Northeastern University	505112-78050	66.509	Science To Achieve Results (STAR) Research Program	34,129	-
						\$ 86,268	\$ -
Environmental Protection Agency	Direct		83928901	66.516	P3 Award: National Student Design Competition for Sustainability	\$ (66)	\$ -
			Total Environmental Protection Agency			\$ 537,963	\$ -
Nuclear Regulatory Commission	Direct		NRC-HQ-60-15-C-0012	77.RD		\$ 255,770	\$ -
Nuclear Regulatory Commission	Pass-Through	Purdue University	19200223-009	77.RD		(955)	-
Nuclear Regulatory Commission	Pass-Through	Purdue University	4112-81070	77.RD		(79,901)	-
						\$ 174,914	\$ -
Nuclear Regulatory Commission	Direct		31310018M0030	77.008	U.S. Nuclear Regulatory Commission Scholarship and Fellowship Program	\$ 97,099	\$ -

University of Michigan  
Schedule of Expenditures of Federal Awards  
For the Year Ended June 30, 2020

Cluster Title/Federal Grantor/Program	Type	Pass-Through Grantor	Award Identifier	CFDA Number	CFDA Program Title	Federal Expenditures	Passed-Through to Subrecipients
Nuclear Regulatory Commission	Direct		31310019M0005	77.008	U.S. Nuclear Regulatory Commission Scholarship and Fellowship Program	79,823	-
Nuclear Regulatory Commission	Direct		31310019M0023	77.008	U.S. Nuclear Regulatory Commission Scholarship and Fellowship Program	60,000	-
Nuclear Regulatory Commission	Direct		NRC-HQ-84-14-G0043	77.008	U.S. Nuclear Regulatory Commission Scholarship and Fellowship Program	(524)	-
Nuclear Regulatory Commission	Direct		NRC-HQ-84-15-G-0039	77.008	U.S. Nuclear Regulatory Commission Scholarship and Fellowship Program	110,305	-
Nuclear Regulatory Commission	Direct		NRC-HQ-84-16-G-0010	77.008	U.S. Nuclear Regulatory Commission Scholarship and Fellowship Program	25,353	-
						\$ 372,056	\$ -
						\$ 546,970	\$ -
			Total Nuclear Regulatory Commission				
Energy, Department of	Pass-Through	Achates Power Inc.	Subaward Agreement	81.RD		\$ 467,973	\$ -
Energy, Department of	Pass-Through	Alliance for Sustainable Energy, LLC	SUB-2020-10235	81.RD		20,584	-
Energy, Department of	Pass-Through	Argonne National Laboratory	3F-31141	81.RD		(498)	-
Energy, Department of	Pass-Through	Argonne National Laboratory	7F-30052	81.RD		57,339	-
Energy, Department of	Pass-Through	Argonne National Laboratory	7F-30215	81.RD		127,604	-
Energy, Department of	Pass-Through	Argonne National Laboratory	8F-30020	81.RD		53,572	-
Energy, Department of	Pass-Through	Argonne National Laboratory	8F-30021	81.RD		270,676	-
Energy, Department of	Pass-Through	Argonne National Laboratory	8F-30062	81.RD		8,260	-
Energy, Department of	Pass-Through	Argonne National Laboratory	8F-30147	81.RD		1,268,503	-
Energy, Department of	Pass-Through	Argonne National Laboratory	8F-30202	81.RD		37,204	-
Energy, Department of	Pass-Through	Argonne National Laboratory	9A-67143	81.RD		6,021	-
Energy, Department of	Pass-Through	Argonne National Laboratory	9F-60042	81.RD		7,478	-
Energy, Department of	Pass-Through	Argonne National Laboratory	9F-60045	81.RD		28,763	-
Energy, Department of	Pass-Through	Argonne National Laboratory	9F-60047	81.RD		122,374	-
Energy, Department of	Pass-Through	Argonne National Laboratory	9F-60126	81.RD		65,487	-
Energy, Department of	Pass-Through	Argonne National Laboratory	9F-60182	81.RD		18,350	-
Energy, Department of	Pass-Through	Argonne National Laboratory	Subcontract No 6F-30844	81.RD		22,796	-
Energy, Department of	Pass-Through	Battelle Energy Alliance, LLC	184138	81.RD		70,799	-
Energy, Department of	Pass-Through	Battelle Energy Alliance, LLC	184558	81.RD		3,216	-
Energy, Department of	Pass-Through	Battelle Energy Alliance, LLC	184559	81.RD		749	-
Energy, Department of	Pass-Through	Battelle Energy Alliance, LLC	184561	81.RD		6,348	-
Energy, Department of	Pass-Through	Battelle Energy Alliance, LLC	0196971	81.RD		2,803	-
Energy, Department of	Pass-Through	Battelle Energy Alliance, LLC	210193	81.RD		(10,121)	-
Energy, Department of	Pass-Through	Battelle Energy Alliance, LLC	210194	81.RD		10,741	-
Energy, Department of	Pass-Through	Battelle Energy Alliance, LLC	213554	81.RD		123,637	-
Energy, Department of	Pass-Through	Battelle Energy Alliance, LLC	213870	81.RD		75,443	-
Energy, Department of	Pass-Through	Battelle Energy Alliance, LLC	223761	81.RD		158,063	-
Energy, Department of	Pass-Through	Battelle Energy Alliance, LLC	226441	81.RD		91,916	50,725
Energy, Department of	Pass-Through	Battelle Energy Alliance, LLC	237485	81.RD		35,795	-
Energy, Department of	Pass-Through	Battelle Energy Alliance, LLC	4000175183	81.RD		80,589	-
Energy, Department of	Pass-Through	Battelle Energy Alliance, LLC	4000175613	81.RD		143,801	-
Energy, Department of	Pass-Through	Battelle Energy Alliance, LLC	4000175846	81.RD		28,540	-
Energy, Department of	Pass-Through	Battelle Memorial Institute	503934	81.RD		42,772	-
Energy, Department of	Pass-Through	Beltech, LLC	Service Agreement	81.RD		13,861	-
Energy, Department of	Pass-Through	Brookhaven National Laboratory	382356	81.RD		1,221	-
Energy, Department of	Pass-Through	Brookhaven Science Associates, LLC	302986	81.RD		(2,188)	-
Energy, Department of	Pass-Through	Brookhaven Science Associates, LLC	326127	81.RD		429,634	-
Energy, Department of	Pass-Through	Brookhaven Science Associates, LLC	361688	81.RD		6,024	-
Energy, Department of	Pass-Through	Brookhaven Science Associates, LLC	366436	81.RD		4,863	-
Energy, Department of	Pass-Through	Detroit Diesel Corporation	Research Agreement	81.RD		137,746	-
Energy, Department of	Pass-Through	Fermi National Accelerator Laboratory	651658	81.RD		16,916	-
Energy, Department of	Pass-Through	Fermi National Accelerator Laboratory	655837	81.RD		13,704	-
Energy, Department of	Pass-Through	Fermi National Accelerator Laboratory	662825	81.RD		9,845	-
Energy, Department of	Pass-Through	Ford Motor Company	RQ14-337R01	81.RD		(252)	-
Energy, Department of	Pass-Through	General Motors Company (dba General Motors Holdings, LLC)	4300953791	81.RD		86,852	-
Energy, Department of	Pass-Through	Idaho National Engineering and Environmental Laboratory	203964	81.RD		71	-
Energy, Department of	Pass-Through	Idaho National Laboratory	194314	81.RD		18,099	-
Energy, Department of	Pass-Through	Idaho National Laboratory	206303	81.RD		2,466	-
Energy, Department of	Pass-Through	Krell Institute	Award Letter- DOE CSGF	81.RD		1,192	-
Energy, Department of	Pass-Through	Krell Institute	Award Ltr dtd 3/27/18	81.RD		(785)	-
Energy, Department of	Pass-Through	Lawrence Berkeley National Laboratory	7234031	81.RD		326,890	-
Energy, Department of	Pass-Through	Lawrence Berkeley National Laboratory	7342299	81.RD		9,445	-
Energy, Department of	Pass-Through	Lawrence Berkeley National Laboratory	7451048	81.RD		53,372	-
Energy, Department of	Pass-Through	Lawrence Berkeley National Laboratory	7493465	81.RD		63,057	-
Energy, Department of	Pass-Through	Lawrence Berkeley National Laboratory	Subcontract 7264325	81.RD		4,502	-
Energy, Department of	Pass-Through	Lawrence Livermore National Laboratory	B369189	81.RD		30,969	-
Energy, Department of	Pass-Through	Lawrence Livermore National Laboratory	B637576	81.RD		76,266	-
Energy, Department of	Pass-Through	Lawrence Livermore National Laboratory	B639919	81.RD		11	-
Energy, Department of	Pass-Through	Lawrence Livermore National Security, LLC	B614207	81.RD		18,578	-
Energy, Department of	Pass-Through	Lawrence Livermore National Security, LLC	B627515	81.RD		(112)	-
Energy, Department of	Pass-Through	Lawrence Livermore National Security, LLC	B628876	81.RD		(1,425)	-

University of Michigan  
Schedule of Expenditures of Federal Awards  
For the Year Ended June 30, 2020

Cluster Title/Federal Grantor/Program	Type	Pass-Through Grantor	Award Identifier	CFDA Number	CFDA Program Title	Federal Expenditures	Passed-Through to Subrecipients
Energy, Department of	Pass-Through	Lawrence Livermore National Security, LLC	B629652	81.RD		4	-
Energy, Department of	Pass-Through	Lawrence Livermore National Security, LLC	B632153	81.RD		34,363	-
Energy, Department of	Pass-Through	Lawrence Livermore National Security, LLC	B632749	81.RD		302,126	-
Energy, Department of	Pass-Through	Lawrence Livermore National Security, LLC	B634117	81.RD		50,000	-
Energy, Department of	Pass-Through	Lawrence Livermore National Security, LLC	B639485	81.RD		21,579	-
Energy, Department of	Pass-Through	Los Alamos National Laboratory	554709	81.RD		69,348	-
Energy, Department of	Pass-Through	Los Alamos National Security, LLC	416304	81.RD		32,622	-
Energy, Department of	Pass-Through	Los Alamos National Security, LLC	459210	81.RD		67,607	-
Energy, Department of	Pass-Through	Los Alamos National Security, LLC	427118-367023	81.RD		9,331	-
Energy, Department of	Pass-Through	Los Alamos National Security, LLC	Subcontract No. 495208/367023	81.RD		7,900	-
Energy, Department of	Pass-Through	National Renewable Energy Laboratory	XEU-7-70041-01	81.RD		6,765	-
Energy, Department of	Pass-Through	National Technology and Engineering Solutions of Sandia LLC (NTESS)	1853288	81.RD		(2,660)	-
Energy, Department of	Pass-Through	National Technology and Engineering Solutions of Sandia LLC (NTESS)	1969581	81.RD		286,919	-
Energy, Department of	Pass-Through	National Technology and Engineering Solutions of Sandia LLC (NTESS)	1995518	81.RD		39,703	-
Energy, Department of	Pass-Through	National Technology and Engineering Solutions of Sandia LLC (NTESS)	2097994	81.RD		72,403	-
Energy, Department of	Pass-Through	National Technology and Engineering Solutions of Sandia LLC (NTESS)	2119219	81.RD		29,699	-
Energy, Department of	Pass-Through	Niowave, Inc.	P.O. # 17-0011-102	81.RD		103,901	-
Energy, Department of	Pass-Through	Oak Ridge Institute for Science and Education	Award Letter	81.RD		5,348	-
Energy, Department of	Pass-Through	Oak Ridge National Laboratory	4000135076	81.RD		29,137	-
Energy, Department of	Pass-Through	Oak Ridge National Laboratory	4000136101	81.RD		67,791	-
Energy, Department of	Pass-Through	Oak Ridge National Laboratory	4000136608	81.RD		227,764	-
Energy, Department of	Pass-Through	Oak Ridge National Laboratory	4000138067	81.RD		80,614	-
Energy, Department of	Pass-Through	Oak Ridge National Laboratory	4000159555	81.RD		111,295	-
Energy, Department of	Pass-Through	Oak Ridge National Laboratory	4000162644	81.RD		62,870	-
Energy, Department of	Pass-Through	Pacific Northwest National Laboratory	390688	81.RD		55,048	-
Energy, Department of	Pass-Through	Savannah River National Laboratory	0000306392	81.RD		47,890	-
Energy, Department of	Pass-Through	SLAC National Accelerator Laboratory	190771	81.RD		170,669	-
Energy, Department of	Pass-Through	Southwest Research Institute	L99020KJ	81.RD		30,761	-
Energy, Department of	Pass-Through	TerraCOH, Inc.	Subaward Agreement	81.RD		9,063	-
Energy, Department of	Pass-Through	Triad National Security, LLC	487270	81.RD		1,031,076	326,358
Energy, Department of	Pass-Through	Triad National Security, LLC	540415	81.RD		114,998	-
Energy, Department of	Pass-Through	Triad National Security, LLC	563302	81.RD		47,870	-
Energy, Department of	Pass-Through	Triad National Security, LLC	576754	81.RD		157,485	-
Energy, Department of	Pass-Through	Triad National Security, LLC	Subcontract No. 423006 Basic A	81.RD		103,261	38,777
Energy, Department of	Pass-Through	UChicago Argonne, LLC	DE-AC02-06CH11357	81.RD		109,687	-
Energy, Department of	Pass-Through	University at Albany	3-87578	81.RD		30,996	-
Energy, Department of	Pass-Through	University of California - Berkeley	7451043	81.RD		106,096	-
Energy, Department of	Pass-Through	University of Utah	10051007	81.RD		245,629	-
Energy, Department of	Pass-Through	UT-Battelle, LLC	4000140128	81.RD		414,782	-
Energy, Department of	Pass-Through	UT-Battelle, LLC	4000140129	81.RD		736,879	-
Energy, Department of	Pass-Through	UT-Battelle, LLC	4000162123	81.RD		45,212	-
Energy, Department of	Pass-Through	UT-Battelle, LLC	4000168180	81.RD		92,407	-
Energy, Department of	Pass-Through	UT-Battelle, LLC	4000169997	81.RD		149,748	-
Energy, Department of	Pass-Through	UT-Battelle, LLC	4000178473	81.RD		37,065	-
Energy, Department of	Pass-Through	UT-Battelle, LLC	4000178751	81.RD		327	-
						\$ 10,221,777	\$ 415,860
Energy, Department of	Direct		DE FG02 05 ER15686	81.049	Office of Science Financial Assistance Program	\$ 483,191	\$ -
Energy, Department of	Direct		DE-FG02-06ER15783	81.049	Office of Science Financial Assistance Program	12,246	-
Energy, Department of	Direct		DE-FG02-08ER15931	81.049	Office of Science Financial Assistance Program	233,675	-
Energy, Department of	Direct		DE-FG02-08ER15997	81.049	Office of Science Financial Assistance Program	12,620	-
Energy, Department of	Direct		DE-FG02-08ER46525	81.049	Office of Science Financial Assistance Program	258,344	147,583
Energy, Department of	Direct		DE-NA0002956	81.049	Office of Science Financial Assistance Program	6,080	-
Energy, Department of	Direct		DE-SC0001939	81.049	Office of Science Financial Assistance Program	495,157	356,511
Energy, Department of	Direct		DE-SC0004871	81.049	Office of Science Financial Assistance Program	263,690	-
Energy, Department of	Direct		DE-SC0004888	81.049	Office of Science Financial Assistance Program	245,629	-
Energy, Department of	Direct		DE-SC0006587	81.049	Office of Science Financial Assistance Program	165,773	-
Energy, Department of	Direct		DE-SC0006628	81.049	Office of Science Financial Assistance Program	176,602	-
Energy, Department of	Direct		DE-SC0007859	81.049	Office of Science Financial Assistance Program	2,535,035	-
Energy, Department of	Direct		DE-SC0008637	81.049	Office of Science Financial Assistance Program	1,608,362	273,082
Energy, Department of	Direct		DE-SC0010341	81.049	Office of Science Financial Assistance Program	40,831	-
Energy, Department of	Direct		DE-SC0010342	81.049	Office of Science Financial Assistance Program	(132)	-
Energy, Department of	Direct		DE-SC0010381	81.049	Office of Science Financial Assistance Program	74,650	-
Energy, Department of	Direct		DE-SC0012479	81.049	Office of Science Financial Assistance Program	54,811	-
Energy, Department of	Direct		DE-SC0012482	81.049	Office of Science Financial Assistance Program	88,213	-
Energy, Department of	Direct		DE-SC0013393	81.049	Office of Science Financial Assistance Program	188,023	-
Energy, Department of	Direct		DE-SC0013562	81.049	Office of Science Financial Assistance Program	282,134	-
Energy, Department of	Direct		DE-SC0013991	81.049	Office of Science Financial Assistance Program	206	-
Energy, Department of	Direct		DE-SC0014132	81.049	Office of Science Financial Assistance Program	26,991	-
Energy, Department of	Direct		DE-SC0014134	81.049	Office of Science Financial Assistance Program	(39)	-
Energy, Department of	Direct		DE-SC0015394	81.049	Office of Science Financial Assistance Program	52,302	-
Energy, Department of	Direct		DE-SC0015782	81.049	Office of Science Financial Assistance Program	(29,569)	-
Energy, Department of	Direct		DE-SC0015799	81.049	Office of Science Financial Assistance Program	(2,085)	-
Energy, Department of	Direct		DE-SC0016206	81.049	Office of Science Financial Assistance Program	163,748	-
Energy, Department of	Direct		DE-SC0016384	81.049	Office of Science Financial Assistance Program	172,093	-

University of Michigan  
Schedule of Expenditures of Federal Awards  
For the Year Ended June 30, 2020

Cluster Title/Federal Grantor/Program	Type	Pass-Through Grantor	Award Identifier	CFDA Number	CFDA Program Title	Federal Expenditures	Passed-Through to Subrecipients
Energy, Department of	Direct		DE-SC0016489	81.049	Office of Science Financial Assistance Program	83,290	-
Energy, Department of	Direct		DE-SC0016804	81.049	Office of Science Financial Assistance Program	(2,447)	-
Energy, Department of	Direct		DE-SC0016804	81.049	Office of Science Financial Assistance Program	230,692	-
Energy, Department of	Direct		DE-SC0016808	81.049	Office of Science Financial Assistance Program	307,762	120,996
Energy, Department of	Direct		DE-SC0017380	81.049	Office of Science Financial Assistance Program	52,916	-
Energy, Department of	Direct		DE-SC0017971	81.049	Office of Science Financial Assistance Program	190,154	-
Energy, Department of	Direct		DE-SC0018018	81.049	Office of Science Financial Assistance Program	36,752	-
Energy, Department of	Direct		DE-SC0018058	81.049	Office of Science Financial Assistance Program	89,906	-
Energy, Department of	Direct		DE-SC0018059	81.049	Office of Science Financial Assistance Program	66,116	-
Energy, Department of	Direct		DE-SC0018173	81.049	Office of Science Financial Assistance Program	88,042	-
Energy, Department of	Direct		DE-SC0018941	81.049	Office of Science Financial Assistance Program	304,715	-
Energy, Department of	Direct		DE-SC0019084	81.049	Office of Science Financial Assistance Program	75,520	-
Energy, Department of	Direct		DE-SC0019118	81.049	Office of Science Financial Assistance Program	262,777	-
Energy, Department of	Direct		DE-SC0019172	81.049	Office of Science Financial Assistance Program	112,786	-
Energy, Department of	Direct		DE-SC0019184	81.049	Office of Science Financial Assistance Program	45,727	-
Energy, Department of	Direct		DE-SC0019186	81.049	Office of Science Financial Assistance Program	3,115	-
Energy, Department of	Direct		DE-SC0019187	81.049	Office of Science Financial Assistance Program	434	-
Energy, Department of	Direct		DE-SC0019193	81.049	Office of Science Financial Assistance Program	442,337	-
Energy, Department of	Direct		DE-SC0019225	81.049	Office of Science Financial Assistance Program	191,841	-
Energy, Department of	Direct		DE-SC0019255	81.049	Office of Science Financial Assistance Program	530,145	-
Energy, Department of	Direct		DE-SC0019278	81.049	Office of Science Financial Assistance Program	300,625	175,379
Energy, Department of	Direct		DE-SC0019758	81.049	Office of Science Financial Assistance Program	136,947	-
Energy, Department of	Direct		DE-SC0020070	81.049	Office of Science Financial Assistance Program	223,465	-
Energy, Department of	Direct		DE-SC0020174	81.049	Office of Science Financial Assistance Program	49,180	-
Energy, Department of	Direct		DE-SC0020184	81.049	Office of Science Financial Assistance Program	113,448	-
Energy, Department of	Direct		DE-SC0020191	81.049	Office of Science Financial Assistance Program	62,426	-
Energy, Department of	Direct		DE-SC0020226	81.049	Office of Science Financial Assistance Program	196,676	-
Energy, Department of	Direct		DE-SC0020232	81.049	Office of Science Financial Assistance Program	342,432	232,666
Energy, Department of	Direct		DE-SC0020236	81.049	Office of Science Financial Assistance Program	61,270	-
Energy, Department of	Direct		DE-SC0020237	81.049	Office of Science Financial Assistance Program	80,201	-
Energy, Department of	Direct		DE-SC0020239	81.049	Office of Science Financial Assistance Program	113,397	-
Energy, Department of	Direct		DE-SC0020364	81.049	Office of Science Financial Assistance Program	70,048	-
Energy, Department of	Direct		DE-SC0020477	81.049	Office of Science Financial Assistance Program	184,053	-
Energy, Department of	Pass-Through Emory University		A053731	81.049	Office of Science Financial Assistance Program	21,873	-
Energy, Department of	Pass-Through Emory University		A216516	81.049	Office of Science Financial Assistance Program	58,223	-
Energy, Department of	Pass-Through Illinois Rocstar LLC		Research Agreement	81.049	Office of Science Financial Assistance Program	33,460	-
Energy, Department of	Pass-Through Integrated Sensors, LLC		DE-FOA-0001940	81.049	Office of Science Financial Assistance Program	17,634	-
Energy, Department of	Pass-Through Kent State University		400005-UM	81.049	Office of Science Financial Assistance Program	155,679	-
Energy, Department of	Pass-Through Kitware, Inc		K002192-00-501	81.049	Office of Science Financial Assistance Program	62,345	-
Energy, Department of	Pass-Through Northwestern University		60054427 MICH	81.049	Office of Science Financial Assistance Program	18,735	-
Energy, Department of	Pass-Through Northwestern University		SP0027267-PROJ0007138	81.049	Office of Science Financial Assistance Program	181,213	-
Energy, Department of	Pass-Through Ohio State University, The		60042071	81.049	Office of Science Financial Assistance Program	156,690	-
Energy, Department of	Pass-Through Princeton University		SUB0000133	81.049	Office of Science Financial Assistance Program	32,224	-
Energy, Department of	Pass-Through Stanford University		62250323-151362	81.049	Office of Science Financial Assistance Program	27,786	-
Energy, Department of	Pass-Through State University of New York (SUNY)		68799	81.049	Office of Science Financial Assistance Program	12,274	-
Energy, Department of	Pass-Through State University of New York (SUNY)		82192/2/1148574	81.049	Office of Science Financial Assistance Program	133,322	-
Energy, Department of	Pass-Through The University of Texas at Austin		UTA19-000974	81.049	Office of Science Financial Assistance Program	54,644	-
Energy, Department of	Pass-Through Washington University in St. Louis		WU-20-311	81.049	Office of Science Financial Assistance Program	79,786	-
						\$ 13,701,217	\$ 1,306,217
Energy, Department of	Direct		DE-EE0006821	81.086	Conservation Research and Development	(48,691)	(48,968)
Energy, Department of	Direct		DE-EE0007212	81.086	Conservation Research and Development	51,880	-
Energy, Department of	Direct		DE-EE0007626	81.086	Conservation Research and Development	(634)	-
Energy, Department of	Direct		DE-EE0007979	81.086	Conservation Research and Development	57,531	-
Energy, Department of	Direct		DE-EE0008362	81.086	Conservation Research and Development	582,011	-
Energy, Department of	Direct		DE-EE0008456	81.086	Conservation Research and Development	575,881	311,617
Energy, Department of	Direct		DE-EE0008723	81.086	Conservation Research and Development	195,406	-
Energy, Department of	Direct		DE-EE0008814	81.086	Conservation Research and Development	61,592	-
Energy, Department of	Direct		DE-EE0008855	81.086	Conservation Research and Development	158,341	-
Energy, Department of	Pass-Through Bosch		Agreement	81.086	Conservation Research and Development	(8,369)	-
Energy, Department of	Pass-Through Daimler Benz of Stuttgart, Germany		Research Agrmt dtd 11/15/17	81.086	Conservation Research and Development	3,623	-
Energy, Department of	Pass-Through Pennsylvania State University		555377-UM-DOE-7278	81.086	Conservation Research and Development	(1,725)	-
Energy, Department of	Pass-Through The American Center for Mobility		DE-EE0008470-01	81.086	Conservation Research and Development	328,664	-
Energy, Department of	Pass-Through United States Automotive Materials Partnership LLC		19-3046-AMP	81.086	Conservation Research and Development	63,756	-
Energy, Department of	Pass-Through University of Southern California		93560722	81.086	Conservation Research and Development	8,460	-
Energy, Department of	Pass-Through University of Virginia		GQ10067.157734	81.086	Conservation Research and Development	122,913	-
						\$ 2,150,639	\$ 262,649
Energy, Department of	Direct		DE-EE0006708	81.087	Renewable Energy Research and Development	(832)	-
Energy, Department of	Direct		DE-EE0007549	81.087	Renewable Energy Research and Development	17,864	-
Energy, Department of	Direct		DE-EE0008086	81.087	Renewable Energy Research and Development	331,121	174,271
Energy, Department of	Direct		DE-EE0008093	81.087	Renewable Energy Research and Development	295,099	45,951
Energy, Department of	Direct		DE-EE0008482	81.087	Renewable Energy Research and Development	691,766	152,263
Energy, Department of	Direct		DE-EE0008526	81.087	Renewable Energy Research and Development	289,462	-
Energy, Department of	Direct		DE-EE0008561	81.087	Renewable Energy Research and Development	386,196	-
Energy, Department of	Pass-Through AB Volvo aka Volvo Group		Agreement	81.087	Renewable Energy Research and Development	108,734	-



University of Michigan  
Schedule of Expenditures of Federal Awards  
For the Year Ended June 30, 2020

Cluster Title/Federal Grantor/Program	Type	Pass-Through Grantor	Award Identifier	CFDA Number	CFDA Program Title	Federal Expenditures	Passed-Through to Subrecipients
Energy, Department of	Pass-Through	American Institute of Chemical Engineers	DE-EE0007888-08-5	81.087	Renewable Energy Research and Development	48,757	-
Energy, Department of	Pass-Through	Ford Motor Company	RQ17-144R06	81.087	Renewable Energy Research and Development	8,047	-
Energy, Department of	Pass-Through	General Motors Company (dba General Motors Holdings, LLC)	4301057109	81.087	Renewable Energy Research and Development	8,478	-
Energy, Department of	Pass-Through	Re Vision Consulting, LLC	Research Agreement	81.087	Renewable Energy Research and Development	588	-
Energy, Department of	Pass-Through	University of California - Berkeley	PBCX01-EMCJB	81.087	Renewable Energy Research and Development	59,748	-
Energy, Department of	Pass-Through	University of California - Irvine	2020-1297	81.087	Renewable Energy Research and Development	32,321	-
Energy, Department of	Pass-Through	University of Illinois-Urbana-Champaign	15851	81.087	Renewable Energy Research and Development	(1,139)	-
						\$ 2,276,210	\$ 372,485
Energy, Department of	Direct		DE-FE0025315	81.089	Fossil Energy Research and Development	\$ 95,749	\$ -
Energy, Department of	Direct		DE-FE0030684	81.089	Fossil Energy Research and Development	318,608	-
Energy, Department of	Direct		DE-FE0031228	81.089	Fossil Energy Research and Development	295,596	-
Energy, Department of	Pass-Through	Aeromet Corporation	200065051	81.089	Fossil Energy Research and Development	(1,552)	-
Energy, Department of	Pass-Through	University of Iowa	S00701-01	81.089	Fossil Energy Research and Development	97,667	-
						\$ 806,068	\$ -
Energy, Department of	Direct		DE-NA0003527	81.112	Stewardship Science Grant Program	\$ 75,262	\$ -
Energy, Department of	Direct		DE-NA0003606	81.112	Stewardship Science Grant Program	97,382	-
Energy, Department of	Direct		DE-NA0003869	81.112	Stewardship Science Grant Program	968,541	-
Energy, Department of	Direct		DE-NA0003944	81.112	Stewardship Science Grant Program	80,662	-
Energy, Department of	Direct		DE-NA0003954	81.112	Stewardship Science Grant Program	104,011	-
Energy, Department of	Pass-Through	Cornell University	83228-10967	81.112	Stewardship Science Grant Program	266,450	-
Energy, Department of	Pass-Through	Texas A & M University	M1803473	81.112	Stewardship Science Grant Program	575,789	-
Energy, Department of	Pass-Through	University of Rochester	416233-G	81.112	Stewardship Science Grant Program	(723)	-
Energy, Department of	Pass-Through	University of Rochester	417539G/ UR FAO GR510909	81.112	Stewardship Science Grant Program	310,391	-
						\$ 2,477,765	\$ -
Energy, Department of	Direct		DE-NA0002481	81.113	Defense Nuclear Nonproliferation Research	\$ (1,823)	\$ -
Energy, Department of	Direct		DE-NA0002534	81.113	Defense Nuclear Nonproliferation Research	2,658,942	1,765,080
Energy, Department of	Direct		DE-NA0003920	81.113	Defense Nuclear Nonproliferation Research	1,235,611	778,771
Energy, Department of	Pass-Through	Georgia Institute of Technology	AWD-000372-G8	81.113	Defense Nuclear Nonproliferation Research	67,632	-
Energy, Department of	Pass-Through	North Carolina State University	2014-0501-01	81.113	Defense Nuclear Nonproliferation Research	221,896	-
						\$ 4,182,258	\$ 2,543,851
Energy, Department of	Direct		DE-NE0000132	81.121	Nuclear Energy Research, Development and Demonstration	\$ 149,179	\$ -
Energy, Department of	Direct		DE-NE0008519	81.121	Nuclear Energy Research, Development and Demonstration	33,883	-
Energy, Department of	Direct		DE-NE0008520	81.121	Nuclear Energy Research, Development and Demonstration	72,043	-
Energy, Department of	Direct		DE-NE0008632	81.121	Nuclear Energy Research, Development and Demonstration	17,615	-
Energy, Department of	Direct		DE-NE0008697	81.121	Nuclear Energy Research, Development and Demonstration	286,220	137,151
Energy, Department of	Direct		DE-NE0008781	81.121	Nuclear Energy Research, Development and Demonstration	236,690	115,990
Energy, Department of	Direct		DE-NE0008782	81.121	Nuclear Energy Research, Development and Demonstration	200,023	95,558
Energy, Department of	Direct		DE-NE0008783	81.121	Nuclear Energy Research, Development and Demonstration	249,523	-
Energy, Department of	Direct		DE-NE0008784	81.121	Nuclear Energy Research, Development and Demonstration	93,624	-
Energy, Department of	Direct		DE-NE0008887	81.121	Nuclear Energy Research, Development and Demonstration	11,939	-
Energy, Department of	Direct		DE-NE0008906	81.121	Nuclear Energy Research, Development and Demonstration	95,555	-
Energy, Department of	Pass-Through	George Washington University	18-S36	81.121	Nuclear Energy Research, Development and Demonstration	87,676	-
Energy, Department of	Pass-Through	North Carolina State University	2016-1536-05	81.121	Nuclear Energy Research, Development and Demonstration	43,890	-
Energy, Department of	Pass-Through	Ohio State University, The	60046086/PO #RF01482663	81.121	Nuclear Energy Research, Development and Demonstration	1,536	-
Energy, Department of	Pass-Through	Pennsylvania State University	5724-UM-DOE-8717	81.121	Nuclear Energy Research, Development and Demonstration	33,315	-
Energy, Department of	Pass-Through	Purdue University	4105-77202	81.121	Nuclear Energy Research, Development and Demonstration	62,034	-
Energy, Department of	Pass-Through	Purdue University	4105-85097	81.121	Nuclear Energy Research, Development and Demonstration	(1,910)	-
Energy, Department of	Pass-Through	University of Illinois-Urbana-Champaign	088924-16618	81.121	Nuclear Energy Research, Development and Demonstration	10,549	-
Energy, Department of	Pass-Through	University of Oklahoma	2020-32	81.121	Nuclear Energy Research, Development and Demonstration	44,092	-
Energy, Department of	Pass-Through	University of Wisconsin	000317	81.121	Nuclear Energy Research, Development and Demonstration	52,276	-
Energy, Department of	Pass-Through	University of Wisconsin	775K515	81.121	Nuclear Energy Research, Development and Demonstration	215,168	-
Energy, Department of	Pass-Through	Vanderbilt University	UNIV61088	81.121	Nuclear Energy Research, Development and Demonstration	40,355	-
Energy, Department of	Pass-Through	Virginia Polytechnic Institute and State University	429353-19337	81.121	Nuclear Energy Research, Development and Demonstration	3,502	-
						\$ 2,038,777	\$ 348,699
Energy, Department of	Pass-Through	Krell Institute	S.Miller Fellowship Award	81.123	National Nuclear Security Administration (NNSA) Minority Serving Institutions (MSI) Program	\$ 1,399	\$ -
Energy, Department of	Pass-Through	Stanford University	6054512-107908	81.124	Predictive Science Academic Alliance Program	\$ 136,508	\$ -
Energy, Department of	Direct		DE-AR0000653	81.135	Advanced Research Projects Agency - Energy	\$ 237,645	\$ -
Energy, Department of	Direct		DE-AR0000659	81.135	Advanced Research Projects Agency - Energy	195,515	-
Energy, Department of	Direct		DE-AR0000715	81.135	Advanced Research Projects Agency - Energy	(78)	-
Energy, Department of	Direct		DE-AR0000797	81.135	Advanced Research Projects Agency - Energy	468,482	81,853
Energy, Department of	Direct		DE-AR0001061	81.135	Advanced Research Projects Agency - Energy	490,565	196,646
Energy, Department of	Direct		DE-AR0001141	81.135	Advanced Research Projects Agency - Energy	165,019	68,726
Energy, Department of	Direct		DE-AR0001219	81.135	Advanced Research Projects Agency - Energy	92,355	-
Energy, Department of	Pass-Through	Drexel University	950002	81.135	Advanced Research Projects Agency - Energy	86,744	-
Energy, Department of	Pass-Through	Michigan State University	RC 110698-Umich	81.135	Advanced Research Projects Agency - Energy	25,370	-
Energy, Department of	Pass-Through	Southwest Research Institute	K99085KJ	81.135	Advanced Research Projects Agency - Energy	133,833	-
Energy, Department of	Pass-Through	University of Delaware	46101	81.135	Advanced Research Projects Agency - Energy	215,160	-
Energy, Department of	Pass-Through	Yale University	GRI06208(CON-80001763)	81.135	Advanced Research Projects Agency - Energy	60,753	-
						\$ 2,171,363	\$ 347,225
						\$ 40,163,981	\$ 5,596,986
Education, Department of	Pass-Through	Michigan, State of, Education, Department of	Agreement	84.RD		\$ (658)	\$ -

University of Michigan  
Schedule of Expenditures of Federal Awards  
For the Year Ended June 30, 2020

Cluster Title/Federal Grantor/Program	Type	Pass-Through Grantor	Award Identifier	CFDA Number	CFDA Program Title	Federal Expenditures	Passed-Through to Subrecipients
Education, Department of	Direct		P015A140090 (NRC)	84.015	National Resource Centers Program for Foreign Language and Area Studies or Foreign Language and International Studies Program and Foreign Language and Area Studies Fellowship Program	\$ (163)	\$ -
Education, Department of	Direct		P015A140091 (NRC)	84.015	National Resource Centers Program for Foreign Language and Area Studies or Foreign Language and International Studies Program and Foreign Language and Area Studies Fellowship Program	(991)	-
Education, Department of	Direct		P015A140093 (NRC)	84.015	National Resource Centers Program for Foreign Language and Area Studies or Foreign Language and International Studies Program and Foreign Language and Area Studies Fellowship Program	(7,165)	-
Education, Department of	Direct		P015A140095 (NRC)	84.015	National Resource Centers Program for Foreign Language and Area Studies or Foreign Language and International Studies Program and Foreign Language and Area Studies Fellowship Program	(163)	-
Education, Department of	Direct		P015A140100	84.015	National Resource Centers Program for Foreign Language and Area Studies or Foreign Language and International Studies Program and Foreign Language and Area Studies Fellowship Program	(1,772)	-
Education, Department of	Direct		P015A180105	84.015	National Resource Centers Program for Foreign Language and Area Studies or Foreign Language and International Studies Program and Foreign Language and Area Studies Fellowship Program	224,072	-
Education, Department of	Direct		P015A180106	84.015	National Resource Centers Program for Foreign Language and Area Studies or Foreign Language and International Studies Program and Foreign Language and Area Studies Fellowship Program	189,196	-
Education, Department of	Direct		P015A180107	84.015	National Resource Centers Program for Foreign Language and Area Studies or Foreign Language and International Studies Program and Foreign Language and Area Studies Fellowship Program	237,667	-
Education, Department of	Direct		P015A180108	84.015	National Resource Centers Program for Foreign Language and Area Studies or Foreign Language and International Studies Program and Foreign Language and Area Studies Fellowship Program	201,675	-
Education, Department of	Direct		P015A180114	84.015	National Resource Centers Program for Foreign Language and Area Studies or Foreign Language and International Studies Program and Foreign Language and Area Studies Fellowship Program	231,176	5,685
Education, Department of	Direct		P015B180105	84.015	National Resource Centers Program for Foreign Language and Area Studies or Foreign Language and International Studies Program and Foreign Language and Area Studies Fellowship Program	343,940	-
Education, Department of	Direct		P015B180106	84.015	National Resource Centers Program for Foreign Language and Area Studies or Foreign Language and International Studies Program and Foreign Language and Area Studies Fellowship Program	216,054	-
Education, Department of	Direct		P015B180107	84.015	National Resource Centers Program for Foreign Language and Area Studies or Foreign Language and International Studies Program and Foreign Language and Area Studies Fellowship Program	325,889	-
Education, Department of	Direct		P015B180108	84.015	National Resource Centers Program for Foreign Language and Area Studies or Foreign Language and International Studies Program and Foreign Language and Area Studies Fellowship Program	322,670	-
Education, Department of	Direct		P015B180110	84.015	National Resource Centers Program for Foreign Language and Area Studies or Foreign Language and International Studies Program and Foreign Language and Area Studies Fellowship Program	360,950	-
Education, Department of	Direct		P015B180114	84.015	National Resource Centers Program for Foreign Language and Area Studies or Foreign Language and International Studies Program and Foreign Language and Area Studies Fellowship Program	317,674	-
Education, Department of	Direct		P022A180037	84.022	Overseas Programs - Doctoral Dissertation Research Abroad	\$ 2,960,709	\$ 5,685
Education, Department of	Direct		P022A190014	84.022	Overseas Programs - Doctoral Dissertation Research Abroad	\$ 18,624	\$ -
						\$ 41,526	\$ -
						\$ 60,150	\$ -
						\$ (7,877)	\$ -
Education, Department of	Direct		U215J180081-19	84.215	Innovative Approaches to Literacy, Full-service Community Schools; and Promise Neighborhoods	\$ 503,621	\$ -
Education, Department of	Direct		R305A140059	84.305	Education Research, Development and Dissemination	\$ 2,576	\$ 2,576
Education, Department of	Direct		R305A150163	84.305	Education Research, Development and Dissemination	6,650	6,650
Education, Department of	Direct		R305A170489	84.305	Education Research, Development and Dissemination	380,836	-

University of Michigan  
 Schedule of Expenditures of Federal Awards  
 For the Year Ended June 30, 2020

Cluster Title/Federal Grantor/Program	Type	Pass-Through Grantor	Award Identifier	CFDA Number	CFDA Program Title	Federal Expenditures	Passed-Through to Subrecipients
Education, Department of	Direct		R305B150012-19	84.305	Education Research, Development and Dissemination	679,832	-
Education, Department of	Direct		R305B170015-19	84.305	Education Research, Development and Dissemination	133,531	-
Education, Department of	Direct		R305H140028	84.305	Education Research, Development and Dissemination	362,329	204,849
Education, Department of	Pass-Through MDRC		R305N160018	84.305	Education Research, Development and Dissemination	81,247	-
Education, Department of	Pass-Through Miami University		G02732	84.305	Education Research, Development and Dissemination	14,577	-
Education, Department of	Pass-Through Michigan State University		RC109914-UM	84.305	Education Research, Development and Dissemination	93,299	-
Education, Department of	Pass-Through New York University		F0255-04	84.305	Education Research, Development and Dissemination	1,610	-
Education, Department of	Pass-Through New York University		F7627-01	84.305	Education Research, Development and Dissemination	111,582	-
Education, Department of	Pass-Through Northwestern University		SP0034839-PROJ0009317	84.305	Education Research, Development and Dissemination	6,196	-
						\$ 1,876,265	\$ 214,075
Education, Department of	Direct		R324A150023	84.324	Research in Special Education	\$ 225,140	\$ 90,955
Education, Department of	Direct		R324B180003	84.324	Research in Special Education	123,395	-
Education, Department of	Direct		R324U180001	84.324	Research in Special Education	170,176	37,526
Education, Department of	Pass-Through University of Kansas		FY2019-109	84.324	Research in Special Education	32,015	-
						\$ 550,726	\$ 128,481
Education, Department of	Direct		H325D160032	84.325	Special Education - Personnel Development to Improve Services and Results for Children with Disabilities	\$ 235,247	\$ -
Education, Department of	Pass-Through Michigan, State of, Department of Talent and Economic Development		16-00-11	84.334	Gaining Early Awareness and Readiness for Undergraduate Programs	\$ (580)	\$ -
Education, Department of	Pass-Through Michigan, State of, Department of Talent and Economic Development		18-00-13	84.334	Gaining Early Awareness and Readiness for Undergraduate Programs	3,491	-
Education, Department of	Pass-Through Michigan, State of, Department of Talent and Economic Development		18-00-17	84.334	Gaining Early Awareness and Readiness for Undergraduate Programs	18,164	-
Education, Department of	Pass-Through Michigan, State of, Department of Talent and Economic Development		P334S110025-17	84.334	Gaining Early Awareness and Readiness for Undergraduate Programs	17,271	-
Education, Department of	Pass-Through Michigan, State of, Strategic Fund		10-00-12	84.334	Gaining Early Awareness and Readiness for Undergraduate Programs	4,599	-
						\$ 42,945	\$ -
Education, Department of	Pass-Through Tennessee, State of		0000024026 / 33105-04117 / 515	84.372	Statewide Longitudinal Data Systems	\$ 117,786	\$ -
			Total Education, Department of			\$ 6,338,914	\$ 348,241
Health and Human Services, Department of	Direct		18IPA1816749	93.RD		\$ 3,736	\$ -
Health and Human Services, Department of	Direct		19IPA1906094	93.RD		17,252	-
Health and Human Services, Department of	Direct		19IPA1911955	93.RD		83,569	-
Health and Human Services, Department of	Direct		200-2010-33976	93.RD		537,155	-
Health and Human Services, Department of	Direct		200-2010-33976	93.RD		1,633,666	-
Health and Human Services, Department of	Direct		200-2013-56856	93.RD		(39,649)	-
Health and Human Services, Department of	Direct		2019-05-HP-NEW	93.RD		2,592	-
Health and Human Services, Department of	Direct		75D30119C05052	93.RD		131,401	-
Health and Human Services, Department of	Direct		75FCMC18D0041	93.RD		1,037,272	-
Health and Human Services, Department of	Direct		75FCMC18D0041	93.RD		2,763,571	-
Health and Human Services, Department of	Direct		75N95019C00017	93.RD		66,404	-
Health and Human Services, Department of	Direct		75N95019C00017	93.RD		72,734	-
Health and Human Services, Department of	Direct		75N95019C00017	93.RD		128,638	-
Health and Human Services, Department of	Direct		75N95019C00017	93.RD		139,532	-
Health and Human Services, Department of	Direct		75N95019C00017	93.RD		175,997	-
Health and Human Services, Department of	Direct		75N95019C00017	93.RD		415,377	-
Health and Human Services, Department of	Direct		HHSF223201510146C	93.RD		518,721	-
Health and Human Services, Department of	Direct		HHSF223201510157C	93.RD		(4,363)	-
Health and Human Services, Department of	Direct		HHSF223201510170C	93.RD		(49,104)	-
Health and Human Services, Department of	Direct		HHSF223201810187C	93.RD		125,698	-
Health and Human Services, Department of	Direct		HHSF223201810187C-CLIN0002	93.RD		347,692	-
Health and Human Services, Department of	Direct		HHSN268201100026C	93.RD		114,811	70,904
Health and Human Services, Department of	Direct		HHSN2682016000061	93.RD		(188)	-
Health and Human Services, Department of	Direct		HHSN268201700004C	93.RD		173,071	-
Health and Human Services, Department of	Direct		HHSN2682018000021	93.RD		2,869,225	96,933
Health and Human Services, Department of	Direct		HHSN271201400033C	93.RD		(7,030)	-
Health and Human Services, Department of	Direct		HHSN272201600049C	93.RD		2,436,147	-
Health and Human Services, Department of	Direct		HHSN276201400001C	93.RD		123,055	54,160
Health and Human Services, Department of	Direct		HHSP233201800021C-CLIN 1	93.RD		525,294	-
Health and Human Services, Department of	Direct		HHSP233201800021C-CLIN 2	93.RD		121,177	-
Health and Human Services, Department of	Direct		HHSP233201800021C-CLIN 6	93.RD		128,890	-
Health and Human Services, Department of	Direct		IPA Bohnert, Kipling	93.RD		20,417	-
Health and Human Services, Department of	Direct		IPA Sanchez, Kristen	93.RD		11,568	-
Health and Human Services, Department of	Direct		IPIPA200S256664	93.RD		92,723	-
Health and Human Services, Department of	Direct		LOI	93.RD		10,700	-
Health and Human Services, Department of	Pass-Through Abt Associates, Inc.		50803	93.RD		42,260	-
Health and Human Services, Department of	Pass-Through Abt Associates, Inc.		44098 / AG-3198-C-14-0017	93.RD		9,249	-
Health and Human Services, Department of	Pass-Through Abt Associates, Inc.		Subagreement No. 50679	93.RD		66,685	-
Health and Human Services, Department of	Pass-Through Albany College of Pharmacy		2016-728-1	93.RD		(9,037)	-
Health and Human Services, Department of	Pass-Through American Indian Health and Family Services of SE Michigan, Inc (AIHFS)		RA Eff.07/31/19	93.RD		149,161	-
Health and Human Services, Department of	Pass-Through Arbor Research Collaborative For Health		75FCMC18D0016	93.RD		113,175	-
Health and Human Services, Department of	Pass-Through Arbor Research Collaborative For Health		75FCMC18D0016/Task 75FCMC19F00	93.RD		391,287	-
Health and Human Services, Department of	Pass-Through Arbor Research Collaborative For Health		HHSM-500-2014-0029ITask HHSM-5	93.RD		(79)	-

University of Michigan  
Schedule of Expenditures of Federal Awards  
For the Year Ended June 30, 2020

Cluster Title/Federal Grantor/Program	Type	Pass-Through Grantor	Award Identifier	CFDA Number	CFDA Program Title	Federal Expenditures	Passed-Through to Subrecipients
Health and Human Services, Department of	Pass-Through	Area Agency on Aging 1 B	Award Letter	93.RD		44,375	-
Health and Human Services, Department of	Pass-Through	Arizona State University	PO-20-00039522	93.RD		14,850	-
Health and Human Services, Department of	Pass-Through	Association of University Centers on Disabilities	AUCD	93.RD		4,843	-
Health and Human Services, Department of	Pass-Through	ATGC, Inc	Subcontract	93.RD		477,203	-
Health and Human Services, Department of	Pass-Through	BlueWillow Biologics, Inc.	Roundtable Research Agreement	93.RD		78,183	-
Health and Human Services, Department of	Pass-Through	Case Western Reserve University	RES513359	93.RD		138,990	-
Health and Human Services, Department of	Pass-Through	Catholic Social Services	Agreement	93.RD		(8,960)	-
Health and Human Services, Department of	Pass-Through	Catholic Social Services	Subcontracting Request	93.RD		3,388	-
Health and Human Services, Department of	Pass-Through	Center for Policy Research (CPR)	Second Tier Subaward Agreement	93.RD		14,325	-
Health and Human Services, Department of	Pass-Through	Cleveland Clinic Foundation (CCF)	953-SUB	93.RD		(2,721)	-
Health and Human Services, Department of	Pass-Through	COPD Foundation, Inc	002-Amend3	93.RD		24,281	-
Health and Human Services, Department of	Pass-Through	COPD Foundation, Inc	FDP CR Sub agreement	93.RD		39,033	-
Health and Human Services, Department of	Pass-Through	Curi Bio	Research Agreement	93.RD		37,234	-
Health and Human Services, Department of	Pass-Through	Duke University	A030563	93.RD		8,508	-
Health and Human Services, Department of	Pass-Through	Duke University	A030692	93.RD		14,360	-
Health and Human Services, Department of	Pass-Through	Exo Dynamics, LLC	Roundtable Research Agreement	93.RD		(13,573)	-
Health and Human Services, Department of	Pass-Through	Flint, City of	Research Agreement	93.RD		137,013	-
Health and Human Services, Department of	Pass-Through	GreenMark Biomedical, Inc.	Ph II Research Agreement	93.RD		131,921	-
Health and Human Services, Department of	Pass-Through	GreenMark Biomedical, Inc.	Research Agreement	93.RD		171	-
Health and Human Services, Department of	Pass-Through	Health Research and Educational Trust	80772	93.RD		(1)	-
Health and Human Services, Department of	Pass-Through	Health Research and Educational Trust	87707	93.RD		46,162	-
Health and Human Services, Department of	Pass-Through	Health Research and Educational Trust	87713	93.RD		81,489	-
Health and Human Services, Department of	Pass-Through	Health Research and Educational Trust	87725	93.RD		30,933	-
Health and Human Services, Department of	Pass-Through	Hennepin Healthcare Research Institute (HHRI)	HHS250201500009C	93.RD		(2)	-
Health and Human Services, Department of	Pass-Through	Hennepin Healthcare Research Institute (HHRI)	HHS250201500009C	93.RD		9,468	-
Health and Human Services, Department of	Pass-Through	Hennepin Healthcare Research Institute (HHRI)	HHS250201500009C	93.RD		33,165	-
Health and Human Services, Department of	Pass-Through	ICF Incorporated, LLC	19JGSK0022	93.RD		215,530	-
Health and Human Services, Department of	Pass-Through	Indiana University	N4684929UM	93.RD		(1,327)	-
Health and Human Services, Department of	Pass-Through	InvivoSciences Inc.	Research Collaboration	93.RD		51,496	-
Health and Human Services, Department of	Pass-Through	Kaiser Permanente Northern California	209443-01	93.RD		(1)	-
Health and Human Services, Department of	Pass-Through	Leidos Biomedical Research, Inc.	15X118	93.RD		166,248	-
Health and Human Services, Department of	Pass-Through	Leidos Biomedical Research, Inc.	19X025Q/Task HHSN261000062	93.RD		95,994	-
Health and Human Services, Department of	Pass-Through	Lewin Group	01.05645.010	93.RD		1,100,320	-
Health and Human Services, Department of	Pass-Through	Materna Medical, Inc.	096987	93.RD		18,857	-
Health and Human Services, Department of	Pass-Through	MDI Therapeutics	1'R43AR074318'01	93.RD		(304)	-
Health and Human Services, Department of	Pass-Through	Medical College of Wisconsin	PO1764520 HHSN26100006	93.RD		(16,937)	-
Health and Human Services, Department of	Pass-Through	Michigan Primary Care Association	Bishop Elementary School	93.RD		1,747	-
Health and Human Services, Department of	Pass-Through	Michigan Primary Care Association	Grant Agreement	93.RD		8,970	-
Health and Human Services, Department of	Pass-Through	Michigan Primary Care Association	Grant Agreement	93.RD		28,578	-
Health and Human Services, Department of	Pass-Through	Michigan Primary Care Association	Grant Agreement	93.RD		30,531	-
Health and Human Services, Department of	Pass-Through	Michigan Primary Care Association	Grant Agreement	93.RD		31,552	-
Health and Human Services, Department of	Pass-Through	Michigan Primary Care Association	Grant Agreement	93.RD		35,701	-
Health and Human Services, Department of	Pass-Through	Michigan Primary Care Association	Grant Agreement	93.RD		46,795	-
Health and Human Services, Department of	Pass-Through	Michigan Primary Care Association	Grant Agreement	93.RD		47,335	-
Health and Human Services, Department of	Pass-Through	Michigan Primary Care Association	Grant Agreement	93.RD		55,716	-
Health and Human Services, Department of	Pass-Through	Michigan Primary Care Association	Grant Agreement	93.RD		95,229	-
Health and Human Services, Department of	Pass-Through	Michigan Primary Care Association	Grant Agreement	93.RD		103,142	-
Health and Human Services, Department of	Pass-Through	Michigan Primary Care Association	Grant Agreement	93.RD		103,702	-
Health and Human Services, Department of	Pass-Through	Michigan Primary Care Association	Grant Agreement	93.RD		112,133	-
Health and Human Services, Department of	Pass-Through	Michigan Primary Care Association	Grant Agreement	93.RD		113,878	-
Health and Human Services, Department of	Pass-Through	Michigan Primary Care Association	Grant Agreement	93.RD		141,389	-
Health and Human Services, Department of	Pass-Through	Michigan Primary Care Association	Grant Agreement	93.RD		144,107	-
Health and Human Services, Department of	Pass-Through	Michigan Primary Care Association	Grant Agreement	93.RD		146,015	-
Health and Human Services, Department of	Pass-Through	Michigan Primary Care Association	Grant Agreement	93.RD		149,275	-
Health and Human Services, Department of	Pass-Through	Michigan Primary Care Association	Grant Agreement	93.RD		158,166	-
Health and Human Services, Department of	Pass-Through	Michigan Primary Care Association	Grant Agreement	93.RD		485,837	-
Health and Human Services, Department of	Pass-Through	Michigan Public Health Institute	A-32028-115-504200	93.RD		3,844	-
Health and Human Services, Department of	Pass-Through	Michigan Public Health Institute	G-30327-115-504200	93.RD		(585)	-
Health and Human Services, Department of	Pass-Through	Michigan Public Health Institute	Q-30212-115-504200	93.RD		32,375	-
Health and Human Services, Department of	Pass-Through	Michigan Public Health Institute	Q-30212-125-504200	93.RD		26,891	-
Health and Human Services, Department of	Pass-Through	Michigan Public Health Institute	Q-30335-115-504200	93.RD		(756)	-
Health and Human Services, Department of	Pass-Through	Michigan State University	RC109445 UM	93.RD		5,754	-
Health and Human Services, Department of	Pass-Through	Michigan, State of, Health and Human Services, Department of	E20180568-001	93.RD		(89)	-
Health and Human Services, Department of	Pass-Through	Michigan, State of, Health and Human Services, Department of	E20180569-001	93.RD		(11,372)	-
Health and Human Services, Department of	Pass-Through	Michigan, State of, Health and Human Services, Department of	E20183028-00	93.RD		(7,556)	-
Health and Human Services, Department of	Pass-Through	National Institute for Pharmaceutical Technology and Education (NIPTe)	NIPTE-U01-2019-MI-001	93.RD		35,327	-
Health and Human Services, Department of	Pass-Through	New England Research Institute	Procurement Services Agreement	93.RD		(3,563)	-
Health and Human Services, Department of	Pass-Through	New England Research Institute	PROCUREMENT SERVICES AGREEM	93.RD		47,949	-
Health and Human Services, Department of	Pass-Through	New England Research Institute	PROCUREMENT SERVICES AGREEM	93.RD		82,426	-
Health and Human Services, Department of	Pass-Through	New England Research Institute	Services Agreement	93.RD		12,166	-
Health and Human Services, Department of	Pass-Through	Northwell Health	500678 UMICH	93.RD		(4,652)	-
Health and Human Services, Department of	Pass-Through	Northwestern University	SP0033779 60044358 UMHHSN27220	93.RD		16,470	-
Health and Human Services, Department of	Pass-Through	Northwestern University	SP0050142-PROJ0014044	93.RD		19,108	-
Health and Human Services, Department of	Pass-Through	Open Lattice, Inc.	Roundtable Research Agreement	93.RD		36,207	-

University of Michigan  
Schedule of Expenditures of Federal Awards  
For the Year Ended June 30, 2020

Cluster Title/Federal Grantor/Program	Type	Pass-Through Grantor	Award Identifier	CFDA Number	CFDA Program Title	Federal Expenditures	Passed-Through to Subrecipients
Health and Human Services, Department of	Pass-Through	Pacific Business Group on Health (PBGH)	Consulting Services Agreement	93.RD		109,511	-
Health and Human Services, Department of	Pass-Through	Research Triangle Institute (dba RTI Health Solutions)	21-312-0214643-65091L	93.RD		148,991	74,895
Health and Human Services, Department of	Pass-Through	Rush University	19022804-Sub01	93.RD		8,973	-
Health and Human Services, Department of	Pass-Through	Rush University Medical Center	17061501-Sub02	93.RD		303,797	-
Health and Human Services, Department of	Pass-Through	Sonetics Ultrasound, Inc.	1U01EB020587-01	93.RD		57,528	-
Health and Human Services, Department of	Pass-Through	St. Jude Children's Research Hospital	112092030-7698282	93.RD		(1,067)	-
Health and Human Services, Department of	Pass-Through	St. Jude Children's Research Hospital	112092060-7875929	93.RD		22,742	8,329
Health and Human Services, Department of	Pass-Through	St. Jude Children's Research Hospital	112092070-7931297	93.RD		2,649	-
Health and Human Services, Department of	Pass-Through	St. Jude Children's Research Hospital	112103011-7790714	93.RD		6,859	-
Health and Human Services, Department of	Pass-Through	St. Jude Children's Research Hospital	112103021-7850387	93.RD		204,439	-
Health and Human Services, Department of	Pass-Through	St. Jude Children's Research Hospital	112103031-7887542	93.RD		61,622	-
Health and Human Services, Department of	Pass-Through	St. Jude Children's Research Hospital	112104020-7793820	93.RD		(202)	-
Health and Human Services, Department of	Pass-Through	St. Jude Children's Research Hospital	112104030-7848353	93.RD		240,391	105,722
Health and Human Services, Department of	Pass-Through	St. Jude Children's Research Hospital	112104040-7889272	93.RD		86,182	-
Health and Human Services, Department of	Pass-Through	St. Jude Children's Research Hospital	112107010-7853514	93.RD		141,668	-
Health and Human Services, Department of	Pass-Through	St. Jude Children's Research Hospital	112107015-7854642	93.RD		281,917	3,311
Health and Human Services, Department of	Pass-Through	St. Jude Children's Research Hospital	112107025-7888943	93.RD		47,247	-
Health and Human Services, Department of	Pass-Through	St. Jude Children's Research Hospital	112336015-7930825	93.RD		18,450	-
Health and Human Services, Department of	Pass-Through	St. Jude Children's Research Hospital	744880/112104031	93.RD		8,707	-
Health and Human Services, Department of	Pass-Through	State University of New York (SUNY)	18-25-74751	93.RD		80,638	-
Health and Human Services, Department of	Pass-Through	State University of New York (SUNY)	R1148996	93.RD		2,991	-
Health and Human Services, Department of	Pass-Through	State University of New York (SUNY)	R1218426	93.RD		7,773	-
Health and Human Services, Department of	Pass-Through	Tensive Controls, Inc.	Research Subaward	93.RD		(74,043)	-
Health and Human Services, Department of	Pass-Through	The Icahn School of Medicine at Mount Sinai (ISMMS)	0258-A406-4609	93.RD		52,104	-
Health and Human Services, Department of	Pass-Through	The University of Texas Health Science Center at Tyler	6027-SC19-13	93.RD		20,161	-
Health and Human Services, Department of	Pass-Through	Therapeutics System Research Lab, Inc. (TSRL, Inc.)	Subcontract 2018-7655	93.RD		24,498	-
Health and Human Services, Department of	Pass-Through	Tufts Medical Center	5015500-SERV	93.RD		4,223	-
Health and Human Services, Department of	Pass-Through	United Automobile Workers	Program Evaluation Agreement	93.RD		10,221	-
Health and Human Services, Department of	Pass-Through	United Automobile Workers	Program Evaluation Agreement	93.RD		127,815	-
Health and Human Services, Department of	Pass-Through	University Hospitals/Rainbow Babies and Children's Hospital	Sub-Recipient Agreement	93.RD		103,761	-
Health and Human Services, Department of	Pass-Through	University of California-Santa Cruz	A18-0757-S004-P0688537	93.RD		184,088	-
Health and Human Services, Department of	Pass-Through	University of North Carolina at Chapel Hill	5116542	93.RD		31,480	-
Health and Human Services, Department of	Pass-Through	University of Rochester	417170	93.RD		(450)	-
Health and Human Services, Department of	Pass-Through	University of Rochester	417406G / UR FAO GR510834	93.RD		30,307	-
Health and Human Services, Department of	Pass-Through	University of Southern California	78650327	93.RD		(3,578)	-
Health and Human Services, Department of	Pass-Through	University of Southern California	102639403	93.RD		99,987	-
						\$ 23,247,088	\$ 414,254
Health and Human Services, Department of	Pass-Through	Michigan, State of, Health and Human Services, Department of	E20203582-00 CG	93.012	Improving, Enhancing, and Evaluating Outcomes of Comprehensive Heart Health Care Programs for High-Risk Women	\$ 13,147	\$ -
Health and Human Services, Department of	Direct	Michigan, State of, Health and Human Services, Department of	5 D85 HP30827-05-00	93.059	Training in General, Pediatric, and Public Health Dentistry	\$ 338,421	\$ 185,295
Health and Human Services, Department of	Direct	Michigan, State of, Health and Human Services, Department of	5 R01 TS000289-03-00	93.061	Innovations in Applied Public Health Research Hospital Preparedness Program (HPP) and Public Health Emergency Preparedness (PHEP) Aligned Cooperative Agreements	\$ 744,707	\$ -
Health and Human Services, Department of	Pass-Through	Michigan, State of, Health and Human Services, Department of	E20182710-00	93.074	Hospital Preparedness Program (HPP) and Public Health Emergency Preparedness (PHEP) Aligned Cooperative Agreements	\$ (925)	\$ -
Health and Human Services, Department of	Pass-Through	Michigan, State of, Health and Human Services, Department of	E20192737-00/Proj. BK	93.074	Family Smoking Prevention and Tobacco Control Act Regulatory Research	\$ 37,751	\$ -
Health and Human Services, Department of	Direct	Michigan, State of, Health and Human Services, Department of	5 U54CA229974 03	93.077	Blood Disorder Program: Prevention, Surveillance, and Research	\$ 3,320,570	\$ 1,121,621
Health and Human Services, Department of	Pass-Through	American Thrombosis & Hemostasis Network	ATHN2017001-1	93.080	Blood Disorder Program: Prevention, Surveillance, and Research	\$ 7,375	\$ -
Health and Human Services, Department of	Pass-Through	Hemophilia Foundation of Michigan	CDC 18-19-446	93.080	Prevention of Disease, Disability, and Death through Immunization and Control of Respiratory and Related Diseases	\$ 22,003	\$ -
Health and Human Services, Department of	Direct	Michigan, State of, Health and Human Services, Department of	5 U01 IP000965-03	93.083	Prevention of Disease, Disability, and Death through Immunization and Control of Respiratory and Related Diseases	\$ 2,986	\$ -
Health and Human Services, Department of	Direct	Michigan, State of, Health and Human Services, Department of	5 U01 IP000974-05-05	93.083	Prevention of Disease, Disability, and Death by Infectious Diseases	\$ 842,574	\$ 282,185
Health and Human Services, Department of	Pass-Through	Rush University Medical Center	15120706-Sub003	93.084	Prevention of Disease, Disability, and Death by Infectious Diseases	\$ 180,590	\$ -
Health and Human Services, Department of	Pass-Through	Rush University Medical Center	15120706-Sub01	93.084	Prevention of Disease, Disability, and Death by Infectious Diseases	\$ 73,710	\$ -
Health and Human Services, Department of	Pass-Through	Rush University Medical Center	15122902-Sub01	93.084	Prevention of Disease, Disability, and Death by Infectious Diseases	\$ (8,837)	\$ -
Health and Human Services, Department of	Pass-Through	Rush-Presbyterian-St. Luke's Medical Center	15122902-Sub01	93.084	Prevention of Disease, Disability, and Death by Infectious Diseases	\$ 315,504	\$ -
Health and Human Services, Department of	Pass-Through	Stanford University	62318994-148206	93.084	Prevention of Disease, Disability, and Death by Infectious Diseases	\$ 9,210	\$ -
						\$ 570,177	\$ -

University of Michigan  
Schedule of Expenditures of Federal Awards  
For the Year Ended June 30, 2020

Cluster Title/Federal Grantor/Program	Type	Pass-Through Grantor	Award Identifier	CFDA Number	CFDA Program Title	Federal Expenditures	Passed-Through to Subrecipients
Health and Human Services, Department of	Direct		90PR0009-01-01	93.086	Healthy Marriage Promotion and Responsible Fatherhood Grants	\$ (1,605)	\$ -
Health and Human Services, Department of	Direct		90PR0009-02-01	93.086	Healthy Marriage Promotion and Responsible Fatherhood Grants	2,238	-
Health and Human Services, Department of	Pass-Through	Temple University	Second Tier Subaward Agreement	93.086	Healthy Marriage Promotion and Responsible Fatherhood Grants	3,802	-
						\$ 4,435	\$ -
Health and Human Services, Department of	Direct		5 R01 FD005085-04	93.103	Food and Drug Administration Research	\$ 22,174	\$ 4,476
Health and Human Services, Department of	Direct		5 R01 FD005393-03	93.103	Food and Drug Administration Research	242,349	-
Health and Human Services, Department of	Direct		5 U01 FD005847-02	93.103	Food and Drug Administration Research	(215,131)	-
						\$ 49,392	\$ 4,476
Health and Human Services, Department of	Direct		1 R40MC32882-01-00	93.110	Maternal and Child Health Federal Consolidated Programs	\$ 73,335	\$ 6,484
Health and Human Services, Department of	Direct		5 H17MC32706-02-00	93.110	Maternal and Child Health Federal Consolidated Programs	38,672	-
Health and Human Services, Department of	Direct		5 T20 MC07463-14-00	93.110	Maternal and Child Health Federal Consolidated Programs	14,742	3,344
Health and Human Services, Department of	Direct		5 T77 MC31740-03-00	93.110	Maternal and Child Health Federal Consolidated Programs	134,249	8,052
Health and Human Services, Department of	Direct		6H98MC30374-03-02	93.110	Maternal and Child Health Federal Consolidated Programs	291,030	-
Health and Human Services, Department of	Pass-Through	Hemophilia Foundation of Michigan	H30MC24047-07-00/MCHB 446 18-1	93.110	Maternal and Child Health Federal Consolidated Programs	(186)	-
Health and Human Services, Department of	Pass-Through	Hemophilia Foundation of Michigan	MCHB 446 19-20	93.110	Maternal and Child Health Federal Consolidated Programs	26,000	-
Health and Human Services, Department of	Pass-Through	Michigan Public Health Institute	Z-38839-115-504200	93.110	Maternal and Child Health Federal Consolidated Programs	(963)	-
Health and Human Services, Department of	Pass-Through	Michigan Public Health Institute	Z-38842-115-5041200	93.110	Maternal and Child Health Federal Consolidated Programs	7,062	-
Health and Human Services, Department of	Pass-Through	Michigan, State of, Health and Human Services, Department of	E20192404-00	93.110	Maternal and Child Health Federal Consolidated Programs	15,217	-
Health and Human Services, Department of	Pass-Through	Michigan, State of, Health and Human Services, Department of	E20193002-00/Proj. BX	93.110	Maternal and Child Health Federal Consolidated Programs	60,696	-
Health and Human Services, Department of	Pass-Through	Michigan, State of, Health and Human Services, Department of	E20202765-Project S	93.110	Maternal and Child Health Federal Consolidated Programs	12,639	-
Health and Human Services, Department of	Pass-Through	Michigan, State of, Health and Human Services, Department of	E20202905-Project BE	93.110	Maternal and Child Health Federal Consolidated Programs	21,718	-
Health and Human Services, Department of	Pass-Through	Michigan, State of, Health and Human Services, Department of	E20203106 / Project N	93.110	Maternal and Child Health Federal Consolidated Programs	216,039	-
Health and Human Services, Department of	Pass-Through	Wayne State University	WSU17103	93.110	Maternal and Child Health Federal Consolidated Programs	(1,000)	-
Health and Human Services, Department of	Pass-Through	Wayne State University	WSU19009	93.110	Maternal and Child Health Federal Consolidated Programs	20,088	-
Health and Human Services, Department of	Pass-Through	Wayne State University	WSU19037	93.110	Maternal and Child Health Federal Consolidated Programs	(22,068)	-
Health and Human Services, Department of	Pass-Through	Wayne State University	WSU19096	93.110	Maternal and Child Health Federal Consolidated Programs	12,426	-
Health and Human Services, Department of	Pass-Through	Wayne State University	WWU19093-A1	93.110	Maternal and Child Health Federal Consolidated Programs	31,121	-
						\$ 950,817	\$ 17,880
Health and Human Services, Department of	Direct		1 R21 ES026306-02	93.113	Environmental Health	(6,079)	-
Health and Human Services, Department of	Direct		1 R21 ES029751-02	93.113	Environmental Health	117,210	-
Health and Human Services, Department of	Direct		4 R01 ES020875-05	93.113	Environmental Health	(2,316)	-
Health and Human Services, Department of	Direct		4 R01 ES021465-05	93.113	Environmental Health	(115)	-
Health and Human Services, Department of	Direct		5 F32 ES026477-03	93.113	Environmental Health	13,763	-
Health and Human Services, Department of	Direct		5 K01 ES026839-05	93.113	Environmental Health	146,891	-
Health and Human Services, Department of	Direct		5 K23 ES027221-04	93.113	Environmental Health	193,917	-
Health and Human Services, Department of	Direct		5 P01 ES022844-05	93.113	Environmental Health	(762)	-
Health and Human Services, Department of	Direct		5 P30 ES017885-09	93.113	Environmental Health	1,540,255	-
Health and Human Services, Department of	Direct		5 R00 ES024340-05	93.113	Environmental Health	(3,815)	-
Health and Human Services, Department of	Direct		5 R00 ES026198-05	93.113	Environmental Health	228,802	-
Health and Human Services, Department of	Direct		5 R01 ES012236-15	93.113	Environmental Health	55,485	-
Health and Human Services, Department of	Direct		5 R01 ES022616-05	93.113	Environmental Health	154,178	33,763
Health and Human Services, Department of	Direct		5 R01 ES024732-04	93.113	Environmental Health	61,093	10,722
Health and Human Services, Department of	Direct		5 R01 ES026578-05	93.113	Environmental Health	496,939	-
Health and Human Services, Department of	Direct		5 R01 ES026603-04	93.113	Environmental Health	191,590	-
Health and Human Services, Department of	Direct		5 R01 ES026964-05	93.113	Environmental Health	484,072	-
Health and Human Services, Department of	Direct		5 R01 ES028694-03	93.113	Environmental Health	501,667	128,303
Health and Human Services, Department of	Direct		5 R01 ES028802-03	93.113	Environmental Health	417,288	-
Health and Human Services, Department of	Direct		5 R01 ES030049-02	93.113	Environmental Health	204,184	-
Health and Human Services, Department of	Direct		5 R01 ES030374-02	93.113	Environmental Health	21,313	-
Health and Human Services, Department of	Direct		5 R21ES030791 02	93.113	Environmental Health	15,717	-
Health and Human Services, Department of	Direct		5 R24 ES028502-04	93.113	Environmental Health	415,070	100,790
Health and Human Services, Department of	Direct		5 R25 ES031549-06	93.113	Environmental Health	14,492	-
Health and Human Services, Department of	Direct		5 R35 ES031686-02	93.113	Environmental Health	17,282	-
Health and Human Services, Department of	Direct		5 U01 ES026697-04	93.113	Environmental Health	1,398,110	-
Health and Human Services, Department of	Direct		7 R01 ES025434-06	93.113	Environmental Health	211,259	-
Health and Human Services, Department of	Direct		T32 ES007062	93.113	Environmental Health	539,559	-
Health and Human Services, Department of	Pass-Through	Bowling Green State University	10009736-UM05	93.113	Environmental Health	35,476	-
Health and Human Services, Department of	Pass-Through	Brown University	00001336	93.113	Environmental Health	31,936	-
Health and Human Services, Department of	Pass-Through	Case Western Reserve University	RES512141	93.113	Environmental Health	64,702	14,894
Health and Human Services, Department of	Pass-Through	Case Western Reserve University	RES513536	93.113	Environmental Health	16,270	-
Health and Human Services, Department of	Pass-Through	Case Western Reserve University	RES513981	93.113	Environmental Health	8,688	-
Health and Human Services, Department of	Pass-Through	Case Western Reserve University	RES514538	93.113	Environmental Health	104,252	-
Health and Human Services, Department of	Pass-Through	Columbia University	1(GG013747-01)POG13883	93.113	Environmental Health	89,199	-
Health and Human Services, Department of	Pass-Through	Columbia University	1(GG014276-01)POG13888	93.113	Environmental Health	39,757	-
Health and Human Services, Department of	Pass-Through	Columbia University	4(GG013015)	93.113	Environmental Health	74,551	-
Health and Human Services, Department of	Pass-Through	Harvard University	112147-5072942	93.113	Environmental Health	30,406	-
Health and Human Services, Department of	Pass-Through	Johns Hopkins University	2002950119	93.113	Environmental Health	63,941	-
Health and Human Services, Department of	Pass-Through	Johns Hopkins University	R01ES025531	93.113	Environmental Health	58,322	-
Health and Human Services, Department of	Pass-Through	Northeastern University	500610-78050	93.113	Environmental Health	61,214	-
Health and Human Services, Department of	Pass-Through	University of New Mexico	3RDG30	93.113	Environmental Health	12,439	-
Health and Human Services, Department of	Pass-Through	University of Washington	UWSC10726	93.113	Environmental Health	2,574	-

University of Michigan  
 Schedule of Expenditures of Federal Awards  
 For the Year Ended June 30, 2020

Cluster Title/Federal Grantor/Program	Type	Pass-Through Grantor	Award Identifier	CFDA Number	CFDA Program Title	Passed-Through	
						Federal Expenditures	to Subrecipients
						\$ 8,120,776	\$ 288,472
Health and Human Services, Department of	Direct		1D33HP316700100	93.117	Preventive Medicine Residency	\$ 341,862	\$ -
Health and Human Services, Department of	Direct		1 F30 DE029097-01	93.121	Oral Diseases and Disorders Research	33,806	-
Health and Human Services, Department of	Direct		1 F30 DE029359-01	93.121	Oral Diseases and Disorders Research	4,936	-
Health and Human Services, Department of	Direct		1 F30 DE029667-01	93.121	Oral Diseases and Disorders Research	4,220	-
Health and Human Services, Department of	Direct		1 K99 DE026810-02	93.121	Oral Diseases and Disorders Research	3,640	-
Health and Human Services, Department of	Direct		1 R56 DE026464-01A1	93.121	Oral Diseases and Disorders Research	14,512	2,464
Health and Human Services, Department of	Direct		4 R01 DE022327-05	93.121	Oral Diseases and Disorders Research	(46)	-
Health and Human Services, Department of	Direct		4 R01 DE024450-04	93.121	Oral Diseases and Disorders Research	(2,793)	-
Health and Human Services, Department of	Direct		4 U01 DE021412-06	93.121	Oral Diseases and Disorders Research	432	-
Health and Human Services, Department of	Direct		5 F30 DE025471-04	93.121	Oral Diseases and Disorders Research	(10,760)	-
Health and Human Services, Department of	Direct		5 F30 DE026048-03	93.121	Oral Diseases and Disorders Research	400	-
Health and Human Services, Department of	Direct		5 F30 DE027605-04	93.121	Oral Diseases and Disorders Research	38,007	-
Health and Human Services, Department of	Direct		5 F30 DE028455-02	93.121	Oral Diseases and Disorders Research	94,970	-
Health and Human Services, Department of	Direct		5 F30 DE028465-03	93.121	Oral Diseases and Disorders Research	29,750	-
Health and Human Services, Department of	Direct		5 F30-DE028167-02	93.121	Oral Diseases and Disorders Research	65,097	-
Health and Human Services, Department of	Direct		5 F31 DE027600-03	93.121	Oral Diseases and Disorders Research	22,869	-
Health and Human Services, Department of	Direct		5 F31 DE028740-03	93.121	Oral Diseases and Disorders Research	35,082	-
Health and Human Services, Department of	Direct		5 F32 DE026346-04	93.121	Oral Diseases and Disorders Research	(8,338)	-
Health and Human Services, Department of	Direct		5 F32 DE027604-02	93.121	Oral Diseases and Disorders Research	9,550	-
Health and Human Services, Department of	Direct		5 K12 DE023574-05	93.121	Oral Diseases and Disorders Research	10,151	5,670
Health and Human Services, Department of	Direct		5 K12DE027826-03	93.121	Oral Diseases and Disorders Research	8,731	-
Health and Human Services, Department of	Direct		5 R00 DE024173-05	93.121	Oral Diseases and Disorders Research	228,964	-
Health and Human Services, Department of	Direct		5 R01 DE011723-19	93.121	Oral Diseases and Disorders Research	(105)	-
Health and Human Services, Department of	Direct		5 R01 DE015846-15	93.121	Oral Diseases and Disorders Research	214,790	-
Health and Human Services, Department of	Direct		5 R01 DE020843-10	93.121	Oral Diseases and Disorders Research	407,480	69,832
Health and Human Services, Department of	Direct		5 R01 DE021139-09	93.121	Oral Diseases and Disorders Research	366,590	-
Health and Human Services, Department of	Direct		5 R01 DE021410-09	93.121	Oral Diseases and Disorders Research	313,342	-
Health and Human Services, Department of	Direct		5 R01 DE024450 06	93.121	Oral Diseases and Disorders Research	350,677	87,109
Health and Human Services, Department of	Direct		5 R01 DE024796-06	93.121	Oral Diseases and Disorders Research	271,831	-
Health and Human Services, Department of	Direct		5 R01 DE025225-05	93.121	Oral Diseases and Disorders Research	691,491	414,354
Health and Human Services, Department of	Direct		5 R01 DE025827-05	93.121	Oral Diseases and Disorders Research	304,409	-
Health and Human Services, Department of	Direct		5 R01 DE026116-05	93.121	Oral Diseases and Disorders Research	341,132	-
Health and Human Services, Department of	Direct		5 R01 DE026578-04	93.121	Oral Diseases and Disorders Research	422,810	6,701
Health and Human Services, Department of	Direct		5 R01 DE026630-04	93.121	Oral Diseases and Disorders Research	335,408	-
Health and Human Services, Department of	Direct		5 R01 DE026666-04	93.121	Oral Diseases and Disorders Research	503,085	-
Health and Human Services, Department of	Direct		5 R01 DE026728-04	93.121	Oral Diseases and Disorders Research	239,873	-
Health and Human Services, Department of	Direct		5 R01 DE027034-03	93.121	Oral Diseases and Disorders Research	373,801	-
Health and Human Services, Department of	Direct		5 R01 DE027662-03	93.121	Oral Diseases and Disorders Research	596,145	-
Health and Human Services, Department of	Direct		5 R01 DE0276750-03	93.121	Oral Diseases and Disorders Research	423,590	-
Health and Human Services, Department of	Direct		5 R01 DE028657 02	93.121	Oral Diseases and Disorders Research	243,441	-
Health and Human Services, Department of	Direct		5 R01DE022327-09	93.121	Oral Diseases and Disorders Research	379,304	-
Health and Human Services, Department of	Direct		5 R03 DE027399-02	93.121	Oral Diseases and Disorders Research	82,066	62,002
Health and Human Services, Department of	Direct		5 R03 DE027421-02	93.121	Oral Diseases and Disorders Research	125,920	-
Health and Human Services, Department of	Direct		5 R03 DE027456-02	93.121	Oral Diseases and Disorders Research	111,048	-
Health and Human Services, Department of	Direct		5 R21 DE027169-02	93.121	Oral Diseases and Disorders Research	48,477	-
Health and Human Services, Department of	Direct		5 R21 DE027765-02	93.121	Oral Diseases and Disorders Research	124,226	-
Health and Human Services, Department of	Direct		5 R21 DE028690 02	93.121	Oral Diseases and Disorders Research	186,715	95,559
Health and Human Services, Department of	Direct		5 R21 DE029005-02	93.121	Oral Diseases and Disorders Research	16,071	-
Health and Human Services, Department of	Direct		5 R21 DE029012-02	93.121	Oral Diseases and Disorders Research	272,071	-
Health and Human Services, Department of	Direct		5 R35 DE027551-04	93.121	Oral Diseases and Disorders Research	1,114,925	-
Health and Human Services, Department of	Direct		5 U01 DE021412-10	93.121	Oral Diseases and Disorders Research	2,009,541	1,242,781
Health and Human Services, Department of	Direct		5 U01 DE023771-05	93.121	Oral Diseases and Disorders Research	305	-
Health and Human Services, Department of	Direct		5 U01 DE025184-04	93.121	Oral Diseases and Disorders Research	(122,473)	-
Health and Human Services, Department of	Direct		5 U01 DE025633-05	93.121	Oral Diseases and Disorders Research	552,909	-
Health and Human Services, Department of	Direct		5 U01 DE027372 04S1	93.121	Oral Diseases and Disorders Research	2,827,191	1,166,512
Health and Human Services, Department of	Direct		5 U24 DE026915-03	93.121	Oral Diseases and Disorders Research	3,655,094	2,082,019
Health and Human Services, Department of	Direct		5 U24DE029462 02	93.121	Oral Diseases and Disorders Research	190,061	-
Health and Human Services, Department of	Direct		5 UG3-DE028849-02	93.121	Oral Diseases and Disorders Research	288,249	-
Health and Human Services, Department of	Direct		7 K08 DE023552-06	93.121	Oral Diseases and Disorders Research	2,380	-
Health and Human Services, Department of	Direct		T32 DE007057	93.121	Oral Diseases and Disorders Research	456,251	-
Health and Human Services, Department of	Pass-Through	Carolinas HealthCare System	3000300177	93.121	Oral Diseases and Disorders Research	(1,060)	-
Health and Human Services, Department of	Pass-Through	Carolinas HealthCare System	Subcontract	93.121	Oral Diseases and Disorders Research	57,556	-
Health and Human Services, Department of	Pass-Through	Johns Hopkins University	Subaward#2002809952	93.121	Oral Diseases and Disorders Research	(147)	-
Health and Human Services, Department of	Pass-Through	Kitware, Inc	K002137-00-S02	93.121	Oral Diseases and Disorders Research	(4,815)	-
Health and Human Services, Department of	Pass-Through	Research Foundation of City University of New York (CUNY)	R923393	93.121	Oral Diseases and Disorders Research	21,197	-
Health and Human Services, Department of	Pass-Through	Rutgers University	1127	93.121	Oral Diseases and Disorders Research	7,347	-
Health and Human Services, Department of	Pass-Through	University of Connecticut Health Center (UConn Health)	UCHC7-112614499	93.121	Oral Diseases and Disorders Research	90,435	-
Health and Human Services, Department of	Pass-Through	University of Florida, The	UFDSP00010750 / 00112186	93.121	Oral Diseases and Disorders Research	620	-
Health and Human Services, Department of	Pass-Through	University of Pittsburgh	0051687 (131243-2)	93.121	Oral Diseases and Disorders Research	(19,106)	-
Health and Human Services, Department of	Pass-Through	University of Pittsburgh	AWD00000571 (132864-2)	93.121	Oral Diseases and Disorders Research	596,758	-
						\$ 20,052,086	\$ 5,235,003
Health and Human Services, Department of	Direct		2 A22HP31014-03-00	93.124	Nurse Anesthetist Traineeship	\$ 19,763	\$ -
Health and Human Services, Department of	Pass-Through	Research Institute at Nationwide Children's Hospital	710040-0818-00	93.127	Emergency Medical Services for Children	\$ (3,077)	\$ -

University of Michigan  
Schedule of Expenditures of Federal Awards  
For the Year Ended June 30, 2020

Cluster Title/Federal Grantor/Program	Type	Pass-Through Grantor	Award Identifier	CFDA Number	CFDA Program Title	Federal Expenditures	Passed-Through to Subrecipients
Health and Human Services, Department of	Pass-Through	Research Institute at Nationwide Children's Hospital	710040-0820-00/4603981-0-46	93.127	Emergency Medical Services for Children	151,269	-
Health and Human Services, Department of	Pass-Through	Research Institute at Nationwide Children's Hospital	PO4602434-0-46	93.127	Emergency Medical Services for Children	37,975	-
						\$ 186,167	\$ -
Health and Human Services, Department of	Direct		5 U48 DP006397-02-00	93.135	Centers for Research and Demonstration for Health Promotion and Disease Prevention	\$ 295,620	\$ 35,480
Health and Human Services, Department of	Direct		1 R49 CE03085-01	93.136	Injury Prevention and Control Research and State and Community Based Programs	\$ 555,995	\$ -
Health and Human Services, Department of	Direct		5 R49 CE002099-05	93.136	Injury Prevention and Control Research and State and Community Based Programs	154,821	-
Health and Human Services, Department of	Direct		5 U01 CE002698-05	93.136	Injury Prevention and Control Research and State and Community Based Programs	820,931	124,851
Health and Human Services, Department of	Direct		6 U01 CE002780-01-03	93.136	Injury Prevention and Control Research and State and Community Based Programs	324,687	110,001
Health and Human Services, Department of	Pass-Through	Michigan, State of, Health and Human Services, Department of	E20182818-001	93.136	Injury Prevention and Control Research and State and Community Based Programs	341	-
Health and Human Services, Department of	Pass-Through	Michigan, State of, Health and Human Services, Department of	E20192866-00	93.136	Injury Prevention and Control Research and State and Community Based Programs	18,861	-
Health and Human Services, Department of	Pass-Through	Michigan, State of, Health and Human Services, Department of	E20193206-00	93.136	Injury Prevention and Control Research and State and Community Based Programs	103,075	-
Health and Human Services, Department of	Pass-Through	Michigan, State of, Health and Human Services, Department of	E20193259-00	93.136	Injury Prevention and Control Research and State and Community Based Programs	29,430	-
Health and Human Services, Department of	Pass-Through	Michigan, State of, Health and Human Services, Department of	E20203147-Project J	93.136	Injury Prevention and Control Research and State and Community Based Programs	50,791	-
Health and Human Services, Department of	Pass-Through	Michigan, State of, Health and Human Services, Department of	E20203203-Project U	93.136	Injury Prevention and Control Research and State and Community Based Programs	28,935	-
Health and Human Services, Department of	Pass-Through	Michigan, State of, Health and Human Services, Department of	E20203340-00 Project BV	93.136	Injury Prevention and Control Research and State and Community Based Programs	162,046	-
Health and Human Services, Department of	Pass-Through	Michigan, State of, Health and Human Services, Department of	E20203372-00 Project BI	93.136	Injury Prevention and Control Research and State and Community Based Programs	116,867	-
Health and Human Services, Department of	Pass-Through	Michigan, State of, Health and Human Services, Department of	E20203373-Project BA	93.136	Injury Prevention and Control Research and State and Community Based Programs	110,368	-
Health and Human Services, Department of	Pass-Through	Michigan, State of, Health and Human Services, Department of	E20203581-00 CE	93.136	Injury Prevention and Control Research and State and Community Based Programs	2,265	-
Health and Human Services, Department of	Pass-Through	Michigan, State of, Health and Human Services, Department of	E20203746-Project CL	93.136	Injury Prevention and Control Research and State and Community Based Programs	26,288	-
Health and Human Services, Department of	Pass-Through	Wayne State University	WSU19002	93.136	Injury Prevention and Control Research and State and Community Based Programs	6,909	-
Health and Human Services, Department of	Pass-Through	Wayne State University	WSU19128	93.136	Injury Prevention and Control Research and State and Community Based Programs	49,128	-
						\$ 2,561,738	\$ 234,852
Health and Human Services, Department of	Direct		5CPIMP171156-03-00	93.137	Community Programs to Improve Minority Health Grant Program	\$ 296,609	\$ 220,836
Health and Human Services, Department of	Direct		1 U13 ES031012-01	93.143	NIEHS Superfund Hazardous Substances_Basic Research and Education	\$ 13,393	\$ -
Health and Human Services, Department of	Pass-Through	Northeastern University	500589-78050	93.143	NIEHS Superfund Hazardous Substances_Basic Research and Education	436,800	-
Health and Human Services, Department of	Pass-Through	Northeastern University	500590-78050	93.143	NIEHS Superfund Hazardous Substances_Basic Research and Education	255,799	-
Health and Human Services, Department of	Pass-Through	Northeastern University	500670-78050	93.143	NIEHS Superfund Hazardous Substances_Basic Research and Education	24,689	-
Health and Human Services, Department of	Pass-Through	Northeastern University	500686-78050	93.143	NIEHS Superfund Hazardous Substances_Basic Research and Education	8,922	-
Health and Human Services, Department of	Pass-Through	Northeastern University	500687-78050	93.143	NIEHS Superfund Hazardous Substances_Basic Research and Education	10,594	-
						\$ 750,197	\$ -
Health and Human Services, Department of	Direct		2 R56 HG000376-28A1	93.172	Human Genome Research	(1,234)	\$ -
Health and Human Services, Department of	Direct		5 F31 HG010569-03	93.172	Human Genome Research	65,820	-
Health and Human Services, Department of	Direct		5 F31 HG011186-02	93.172	Human Genome Research	4,220	-
Health and Human Services, Department of	Direct		5 K01 HG010496 03	93.172	Human Genome Research	184,658	-
Health and Human Services, Department of	Direct		5 R01 HG008773-05	93.172	Human Genome Research	299,597	-
Health and Human Services, Department of	Direct		5 R01 HG009124-05	93.172	Human Genome Research	276,206	-
Health and Human Services, Department of	Direct		5 R01 HG010567-03	93.172	Human Genome Research	522,398	215,843
Health and Human Services, Department of	Direct		5 R01 HG010883-02	93.172	Human Genome Research	153,956	-
Health and Human Services, Department of	Direct		5 R01HG009976-03	93.172	Human Genome Research	491,777	-
Health and Human Services, Department of	Direct		5 R21HG009205-02	93.172	Human Genome Research	(921)	-
Health and Human Services, Department of	Direct		5 UM1 HGO09382-04S1	93.172	Human Genome Research	438,768	-
Health and Human Services, Department of	Direct		T32 HG000040	93.172	Human Genome Research	750,295	-
Health and Human Services, Department of	Direct		T32 HG010030	93.172	Human Genome Research	232,770	-
Health and Human Services, Department of	Pass-Through	Broad Institute	5000057-5500000825	93.172	Human Genome Research	(141)	-
Health and Human Services, Department of	Pass-Through	Columbia University	2(GG013080-01)	93.172	Human Genome Research	32,905	-
Health and Human Services, Department of	Pass-Through	Harvard	153056.5113862.0612	93.172	Human Genome Research	88,198	-
Health and Human Services, Department of	Pass-Through	Rutgers University	0354/PO765768	93.172	Human Genome Research	(2,816)	-
Health and Human Services, Department of	Pass-Through	Rutgers University	0858/PO1029910	93.172	Human Genome Research	73,568	-
Health and Human Services, Department of	Pass-Through	Rutgers University	1323/PO1297769	93.172	Human Genome Research	25,487	-



University of Michigan  
 Schedule of Expenditures of Federal Awards  
 For the Year Ended June 30, 2020

Cluster Title/Federal Grantor/Program	Type	Pass-Through Grantor	Award Identifier	CFDA Number	CFDA Program Title	Federal Expenditures	Passed-Through to Subrecipients
Health and Human Services, Department of	Pass-Through	Stanford University	4733597	93.172	Human Genome Research	218,618	-
Health and Human Services, Department of	Pass-Through	Stanford University	61630349-104913	93.172	Human Genome Research	132,711	-
Health and Human Services, Department of	Pass-Through	The Jackson Laboratory	210314-0430-08	93.172	Human Genome Research	168,819	-
Health and Human Services, Department of	Pass-Through	Washington University School of Medicine in St. Louis	WU-18-165-MOD-3	93.172	Human Genome Research	57,496	-
						\$ 4,213,155	\$ 215,843
Health and Human Services, Department of	Direct		1 F32 DC017063-01	93.173	Research Related to Deafness and Communication Disorders	2,739	-
Health and Human Services, Department of	Direct		1 R01 DC018284-01A1	93.173	Research Related to Deafness and Communication Disorders	7,254	-
Health and Human Services, Department of	Direct		1 R21 DC017799 01	93.173	Research Related to Deafness and Communication Disorders	33,761	-
Health and Human Services, Department of	Direct		1 R56 DC016880-01	93.173	Research Related to Deafness and Communication Disorders	66,170	-
Health and Human Services, Department of	Direct		1 R56 DC018003-01	93.173	Research Related to Deafness and Communication Disorders	96,121	-
Health and Human Services, Department of	Direct		5 DC018500-02	93.173	Research Related to Deafness and Communication Disorders	9,225	-
Health and Human Services, Department of	Direct		5 F31 DC018206-02	93.173	Research Related to Deafness and Communication Disorders	44,037	-
Health and Human Services, Department of	Direct		5 F32 DC018199-02	93.173	Research Related to Deafness and Communication Disorders	53,562	-
Health and Human Services, Department of	Direct		5 R00 DC013828-05	93.173	Research Related to Deafness and Communication Disorders	153,508	-
Health and Human Services, Department of	Direct		5 R01 DC004084-19	93.173	Research Related to Deafness and Communication Disorders	275,264	-
Health and Human Services, Department of	Direct		5 R01 DC004820-16	93.173	Research Related to Deafness and Communication Disorders	23,280	24,248
Health and Human Services, Department of	Direct		5 R01 DC009410-10	93.173	Research Related to Deafness and Communication Disorders	(8,804)	-
Health and Human Services, Department of	Direct		5 R01 DC011277-11	93.173	Research Related to Deafness and Communication Disorders	666,351	23,399
Health and Human Services, Department of	Direct		5 R01 DC012760-05	93.173	Research Related to Deafness and Communication Disorders	(21,339)	-
Health and Human Services, Department of	Direct		5 R01 DC014428-05	93.173	Research Related to Deafness and Communication Disorders	219,587	-
Health and Human Services, Department of	Direct		5 R01 DC014456-05	93.173	Research Related to Deafness and Communication Disorders	517,864	-
Health and Human Services, Department of	Direct		5 R01 DC014703-05	93.173	Research Related to Deafness and Communication Disorders	592,267	97,910
Health and Human Services, Department of	Direct		5 R01 DC015799-03	93.173	Research Related to Deafness and Communication Disorders	(18,087)	-
Health and Human Services, Department of	Direct		5 R01 DC015809-05	93.173	Research Related to Deafness and Communication Disorders	598,750	8,860
Health and Human Services, Department of	Direct		5 R01 DC018032-02	93.173	Research Related to Deafness and Communication Disorders	42,442	-
Health and Human Services, Department of	Direct		5 R01 DC018167-02	93.173	Research Related to Deafness and Communication Disorders	205,230	-
Health and Human Services, Department of	Direct		5 R21 DC015097-02	93.173	Research Related to Deafness and Communication Disorders	(69)	-
Health and Human Services, Department of	Direct		5 R21 DC015312-02	93.173	Research Related to Deafness and Communication Disorders	65,117	15,501
Health and Human Services, Department of	Direct		5 R21 DC016171-02	93.173	Research Related to Deafness and Communication Disorders	212,798	-
Health and Human Services, Department of	Direct		5 R21 DC016456-02	93.173	Research Related to Deafness and Communication Disorders	188,474	-
Health and Human Services, Department of	Direct		5 R21 DC016681-03	93.173	Research Related to Deafness and Communication Disorders	124,834	-
Health and Human Services, Department of	Direct		5 R21 DC017916-02	93.173	Research Related to Deafness and Communication Disorders	124,302	-
Health and Human Services, Department of	Direct		5 R33 DC013678-05	93.173	Research Related to Deafness and Communication Disorders	298,544	39,453
Health and Human Services, Department of	Direct		5-R01-DC-017119-04	93.173	Research Related to Deafness and Communication Disorders	292,119	-
Health and Human Services, Department of	Direct		5R01DC018003-02	93.173	Research Related to Deafness and Communication Disorders	72,217	-
Health and Human Services, Department of	Direct		5R01DC018283-02	93.173	Research Related to Deafness and Communication Disorders	60,748	-
Health and Human Services, Department of	Direct		5R21DC015861-04	93.173	Research Related to Deafness and Communication Disorders	94,266	-
Health and Human Services, Department of	Direct		T32 DC000011	93.173	Research Related to Deafness and Communication Disorders	117,301	-
Health and Human Services, Department of	Direct		T32 DC000011	93.173	Research Related to Deafness and Communication Disorders	265,658	-
Health and Human Services, Department of	Direct		T32 DC005356	93.173	Research Related to Deafness and Communication Disorders	214,197	-
Health and Human Services, Department of	Pass-Through	Alfred I dupont Hospital, DE	3023854003	93.173	Research Related to Deafness and Communication Disorders	8,323	-
Health and Human Services, Department of	Pass-Through	Ann and Robert H. Lurie Children's Hospital of Chicago	901537-UMich	93.173	Research Related to Deafness and Communication Disorders	29,831	-
Health and Human Services, Department of	Pass-Through	Baylor University	PO 5601176401	93.173	Research Related to Deafness and Communication Disorders	269,298	-
Health and Human Services, Department of	Pass-Through	Boston University	4500002041	93.173	Research Related to Deafness and Communication Disorders	13,109	-
Health and Human Services, Department of	Pass-Through	Johns Hopkins University	118484	93.173	Research Related to Deafness and Communication Disorders	126,196	4,333
Health and Human Services, Department of	Pass-Through	Massachusetts Eye and Ear	530026	93.173	Research Related to Deafness and Communication Disorders	20,615	-
Health and Human Services, Department of	Pass-Through	Massachusetts Eye and Ear	2300188	93.173	Research Related to Deafness and Communication Disorders	25,064	-
Health and Human Services, Department of	Pass-Through	Michigan State University	RC108793UM	93.173	Research Related to Deafness and Communication Disorders	2,456	-
Health and Human Services, Department of	Pass-Through	Prentke Romich Company	5020	93.173	Research Related to Deafness and Communication Disorders	133,568	-
Health and Human Services, Department of	Pass-Through	University of Delaware	56242	93.173	Research Related to Deafness and Communication Disorders	1,582	-
Health and Human Services, Department of	Pass-Through	University of Iowa	PO#1001942196	93.173	Research Related to Deafness and Communication Disorders	12,761	-
Health and Human Services, Department of	Pass-Through	University of Pittsburgh	AWD00002105 (134178-2)	93.173	Research Related to Deafness and Communication Disorders	13,364	-
						\$ 6,345,855	\$ 213,704
Health and Human Services, Department of	Direct		5 U01 IP001034-03	93.185	Immunization Research, Demonstration, Public Information and Education Training and Clinical Skills Improvement Projects	\$ 1,695,254	\$ 46,204
Health and Human Services, Department of	Direct		6 U01IP001104-03-01	93.185	Immunization Research, Demonstration, Public Information and Education Training and Clinical Skills Improvement Projects	236,707	-
						\$ 1,931,961	\$ 46,204
Health and Human Services, Department of	Pass-Through	Michigan State University	RC107653-UM	93.197	Childhood Lead Poisoning Prevention Projects, State and Local Childhood Lead Poisoning Prevention and Surveillance of Blood Lead Levels in Children	\$ 265,078	\$ -
Health and Human Services, Department of	Direct		1 R21 AT010106-01	93.213	Research and Training in Complementary and Integrative Health	\$ 72,937	\$ -
Health and Human Services, Department of	Direct		1 R25 AT010664-02	93.213	Research and Training in Complementary and Integrative Health	30,319	-
Health and Human Services, Department of	Direct		1R01AT010797-01	93.213	Research and Training in Complementary and Integrative Health	202,808	-
Health and Human Services, Department of	Direct		5 F31 AT010973-02	93.213	Research and Training in Complementary and Integrative Health	2,410	-
Health and Human Services, Department of	Direct		5 R01 AT007550-05S1	93.213	Research and Training in Complementary and Integrative Health	234,796	101,557

University of Michigan  
Schedule of Expenditures of Federal Awards  
For the Year Ended June 30, 2020

Cluster Title/Federal Grantor/Program	Type	Pass-Through Grantor	Award Identifier	CFDA Number	CFDA Program Title	Federal Expenditures	Passed-Through to Subrecipients
Health and Human Services, Department of	Direct		5 R01 AT009003-04	93.213	Research and Training in Complementary and Integrative Health	276,739	-
Health and Human Services, Department of	Direct		5 R01 AT010060-02	93.213	Research and Training in Complementary and Integrative Health	311,610	-
Health and Human Services, Department of	Direct		5 R01 AT010817-02	93.213	Research and Training in Complementary and Integrative Health	179,684	-
Health and Human Services, Department of	Direct		5 R21 AT009253-02	93.213	Research and Training in Complementary and Integrative Health	(235)	-
Health and Human Services, Department of	Direct		5 R61 AT009867-02	93.213	Research and Training in Complementary and Integrative Health	234,916	-
Health and Human Services, Department of	Direct		5R33AT010106-03	93.213	Research and Training in Complementary and Integrative Health	216,724	-
Health and Human Services, Department of	Pass-Through Baylor University		3220170-01	93.213	Research and Training in Complementary and Integrative Health	(15,869)	-
Health and Human Services, Department of	Pass-Through Baylor University		3220170-01	93.213	Research and Training in Complementary and Integrative Health	61,900	-
Health and Human Services, Department of	Pass-Through Baylor University		32270170-01	93.213	Research and Training in Complementary and Integrative Health	276,532	-
Health and Human Services, Department of	Pass-Through Beth Israel Deaconess Medical Center		01029585	93.213	Research and Training in Complementary and Integrative Health	(47,510)	-
Health and Human Services, Department of	Pass-Through Beth Israel Deaconess Medical Center		01029585	93.213	Research and Training in Complementary and Integrative Health	70,691	-
Health and Human Services, Department of	Pass-Through University of California - San Francisco		11062sc	93.213	Research and Training in Complementary and Integrative Health	38,136	-
Health and Human Services, Department of	Pass-Through Yale University		GR104519 (CON-80001462)	93.213	Research and Training in Complementary and Integrative Health	14,581	-
Health and Human Services, Department of	Pass-Through Yale University		GR107785 (CON-80002027)	93.213	Research and Training in Complementary and Integrative Health	69,714	-
						\$ 2,230,883	\$ 101,557
						\$ 34,962	\$ -
Health and Human Services, Department of	Direct		1 K08HS026530-01A1	93.226	Research on Healthcare Costs, Quality and Outcomes	285,272	10,179
Health and Human Services, Department of	Direct		1 P30 HS024385-01	93.226	Research on Healthcare Costs, Quality and Outcomes	(52)	-
Health and Human Services, Department of	Direct		1 R01 HS022305-01A1	93.226	Research on Healthcare Costs, Quality and Outcomes	94,720	11,714
Health and Human Services, Department of	Direct		1 R01 HS023597-01	93.226	Research on Healthcare Costs, Quality and Outcomes	154,926	-
Health and Human Services, Department of	Direct		1 R21 HS026257-02	93.226	Research on Healthcare Costs, Quality and Outcomes	(14,219)	-
Health and Human Services, Department of	Direct		1 R36 HS025614 01A1	93.226	Research on Healthcare Costs, Quality and Outcomes	3,894	-
Health and Human Services, Department of	Direct		1 R36 HS026445-01	93.226	Research on Healthcare Costs, Quality and Outcomes	38,108	-
Health and Human Services, Department of	Direct		1 R36 HS026836-01A1	93.226	Research on Healthcare Costs, Quality and Outcomes	40,310	-
Health and Human Services, Department of	Direct		1 R36 HS027044-01	93.226	Research on Healthcare Costs, Quality and Outcomes	(13,928)	-
Health and Human Services, Department of	Direct		1R36HS025875-01A1	93.226	Research on Healthcare Costs, Quality and Outcomes	(464)	-
Health and Human Services, Department of	Direct		5 K08 HS023313-04	93.226	Research on Healthcare Costs, Quality and Outcomes	135,795	-
Health and Human Services, Department of	Direct		5 K08 HS023621-05	93.226	Research on Healthcare Costs, Quality and Outcomes	156,571	-
Health and Human Services, Department of	Direct		5 K08 HS024160-05	93.226	Research on Healthcare Costs, Quality and Outcomes	169,366	-
Health and Human Services, Department of	Direct		5 K08 HS024552-05	93.226	Research on Healthcare Costs, Quality and Outcomes	154,556	-
Health and Human Services, Department of	Direct		5 K08 HS024763-04	93.226	Research on Healthcare Costs, Quality and Outcomes	155,174	-
Health and Human Services, Department of	Direct		5 K08 HS025465 04	93.226	Research on Healthcare Costs, Quality and Outcomes	130,241	-
Health and Human Services, Department of	Direct		5 K08 HS025778-03	93.226	Research on Healthcare Costs, Quality and Outcomes	164,966	-
Health and Human Services, Department of	Direct		5 K08 HS026030-03	93.226	Research on Healthcare Costs, Quality and Outcomes	114,124	-
Health and Human Services, Department of	Direct		5 K08 HS026772-02	93.226	Research on Healthcare Costs, Quality and Outcomes	59,555	-
Health and Human Services, Department of	Direct		5 R01 026908-02	93.226	Research on Healthcare Costs, Quality and Outcomes	40,331	-
Health and Human Services, Department of	Direct		5 R01 HS 026912-02	93.226	Research on Healthcare Costs, Quality and Outcomes	364,856	-
Health and Human Services, Department of	Direct		5 R01 HS018334-10	93.226	Research on Healthcare Costs, Quality and Outcomes	(5)	-
Health and Human Services, Department of	Direct		5 R01 HS023784-03	93.226	Research on Healthcare Costs, Quality and Outcomes	194,253	-
Health and Human Services, Department of	Direct		5 R01 HS024512-04	93.226	Research on Healthcare Costs, Quality and Outcomes	358,470	-
Health and Human Services, Department of	Direct		5 R01 HS024525-05	93.226	Research on Healthcare Costs, Quality and Outcomes	338,930	-
Health and Human Services, Department of	Direct		5 R01 HS024728-05	93.226	Research on Healthcare Costs, Quality and Outcomes	265,016	-
Health and Human Services, Department of	Direct		5 R01 HS024914-03	93.226	Research on Healthcare Costs, Quality and Outcomes	287,438	112,494
Health and Human Services, Department of	Direct		5 R01 HS024953-06	93.226	Research on Healthcare Costs, Quality and Outcomes	415,834	-
Health and Human Services, Department of	Direct		5 R01 HS025365-03	93.226	Research on Healthcare Costs, Quality and Outcomes	550,502	-
Health and Human Services, Department of	Direct		5 R01 HS025451-04	93.226	Research on Healthcare Costs, Quality and Outcomes	356,463	-
Health and Human Services, Department of	Direct		5 R01 HS025707-04	93.226	Research on Healthcare Costs, Quality and Outcomes	532,088	37,119
Health and Human Services, Department of	Direct		5 R01 HS026003-03	93.226	Research on Healthcare Costs, Quality and Outcomes	310,893	-
Health and Human Services, Department of	Direct		5 R01 HS026244 03	93.226	Research on Healthcare Costs, Quality and Outcomes	311,159	-
Health and Human Services, Department of	Direct		5 R01 HS027183-02	93.226	Research on Healthcare Costs, Quality and Outcomes	72,894	-
Health and Human Services, Department of	Direct		5 R01HS024709-06	93.226	Research on Healthcare Costs, Quality and Outcomes	411,777	354,291
Health and Human Services, Department of	Direct		5 R01HS026725-02	93.226	Research on Healthcare Costs, Quality and Outcomes	149,528	92,634
Health and Human Services, Department of	Direct		5 R03 HS025838-02	93.226	Research on Healthcare Costs, Quality and Outcomes	41,057	-
Health and Human Services, Department of	Direct		5 R1 8HS025891-03	93.226	Research on Healthcare Costs, Quality and Outcomes	410,534	-
Health and Human Services, Department of	Direct		5 R18 HS022258-05	93.226	Research on Healthcare Costs, Quality and Outcomes	65,789	-
Health and Human Services, Department of	Direct		5 R18 HS026622-03	93.226	Research on Healthcare Costs, Quality and Outcomes	313,854	57,780
Health and Human Services, Department of	Direct		5 R18 HS026874-02	93.226	Research on Healthcare Costs, Quality and Outcomes	30,508	-
Health and Human Services, Department of	Direct		5 R21 HS024567-02	93.226	Research on Healthcare Costs, Quality and Outcomes	(10,883)	-
Health and Human Services, Department of	Direct		5 R21HS026322-02	93.226	Research on Healthcare Costs, Quality and Outcomes	121,574	-
Health and Human Services, Department of	Direct		5 U18 HS025292-04	93.226	Research on Healthcare Costs, Quality and Outcomes	651,494	48,994

University of Michigan  
Schedule of Expenditures of Federal Awards  
For the Year Ended June 30, 2020

Cluster Title/Federal Grantor/Program	Type	Pass-Through Grantor	Award Identifier	CFDA Number	CFDA Program Title	Federal Expenditures	Passed-Through to Subrecipients
Health and Human Services, Department of	Direct		T32 HS000053	93.226	Research on Healthcare Costs, Quality and Outcomes	439,166	-
Health and Human Services, Department of	Pass-Through	Arbor Research Collaborative For Health	Amendment 1	93.226	Research on Healthcare Costs, Quality and Outcomes	8,411	-
Health and Human Services, Department of	Pass-Through	Arbor Research Collaborative For Health	Subaward Agreement	93.226	Research on Healthcare Costs, Quality and Outcomes	(5,513)	-
Health and Human Services, Department of	Pass-Through	Dartmouth-Hitchcock Medical Center (DHMC)	1P3-HS024403-01	93.226	Research on Healthcare Costs, Quality and Outcomes	80,515	-
Health and Human Services, Department of	Pass-Through	Duke University	203-7634	93.226	Research on Healthcare Costs, Quality and Outcomes	(329)	-
Health and Human Services, Department of	Pass-Through	Duke University	203-7974	93.226	Research on Healthcare Costs, Quality and Outcomes	41,069	-
Health and Human Services, Department of	Pass-Through	Duke University	A032560	93.226	Research on Healthcare Costs, Quality and Outcomes	94,814	-
Health and Human Services, Department of	Pass-Through	Northwestern University	60047941 UM	93.226	Research on Healthcare Costs, Quality and Outcomes	(81)	-
Health and Human Services, Department of	Pass-Through	Northwestern University	60047941 UM	93.226	Research on Healthcare Costs, Quality and Outcomes	3,099	-
Health and Human Services, Department of	Pass-Through	Northwestern University	60047941 UM	93.226	Research on Healthcare Costs, Quality and Outcomes	36,051	-
Health and Human Services, Department of	Pass-Through	Northwestern University	60050159 UM	93.226	Research on Healthcare Costs, Quality and Outcomes	(7,673)	-
Health and Human Services, Department of	Pass-Through	University of California - San Francisco	10588sc	93.226	Research on Healthcare Costs, Quality and Outcomes	51,170	-
Health and Human Services, Department of	Pass-Through	University of Chicago	AWD100573 (SUB00000223)	93.226	Research on Healthcare Costs, Quality and Outcomes	29,280	-
Health and Human Services, Department of	Pass-Through	University of Iowa	S01577-01	93.226	Research on Healthcare Costs, Quality and Outcomes	1,701	-
Health and Human Services, Department of	Pass-Through	University of Southern California	121781238	93.226	Research on Healthcare Costs, Quality and Outcomes	95,814	-
Health and Human Services, Department of	Pass-Through	University of Southern California	123173882/PO50841493	93.226	Research on Healthcare Costs, Quality and Outcomes	17,652	-
Health and Human Services, Department of	Pass-Through	University of Utah	10051038	93.226	Research on Healthcare Costs, Quality and Outcomes	2,131	-
Health and Human Services, Department of	Pass-Through	University of Utah	10051038-02/PO U000210781	93.226	Research on Healthcare Costs, Quality and Outcomes	28,299	-
Health and Human Services, Department of	Pass-Through	Washington University in St. Louis	WU-17-424	93.226	Research on Healthcare Costs, Quality and Outcomes	(394)	-
						\$ 9,363,413	\$ 725,205
Health and Human Services, Department of	Direct		1 K01 HL151673-01	93.233	National Center on Sleep Disorders Research	12,611	-
Health and Human Services, Department of	Direct		4 R01 HL105999-05	93.233	National Center on Sleep Disorders Research	8,741	8,753
Health and Human Services, Department of	Direct		5 K01 HL144914-02	93.233	National Center on Sleep Disorders Research	96,999	-
Health and Human Services, Department of	Direct		5 K08 HL147377-03	93.233	National Center on Sleep Disorders Research	135,597	-
Health and Human Services, Department of	Direct		5 K23 HL122461-05	93.233	National Center on Sleep Disorders Research	158,337	-
Health and Human Services, Department of	Direct		5 R01 HL123379-04	93.233	National Center on Sleep Disorders Research	196,719	-
Health and Human Services, Department of	Direct		5 R01 HL126700-04	93.233	National Center on Sleep Disorders Research	304,646	-
Health and Human Services, Department of	Pass-Through	The Children's Hospital of Philadelphia	3210920620	93.233	National Center on Sleep Disorders Research	6,749	-
Health and Human Services, Department of	Pass-Through	The Children's Hospital of Philadelphia	3210920619-S1/PO#20022076-RSUB	93.233	National Center on Sleep Disorders Research	11,462	-
Health and Human Services, Department of	Pass-Through	University of Pennsylvania	574911	93.233	National Center on Sleep Disorders Research	(5,097)	-
Health and Human Services, Department of	Pass-Through	University of Pennsylvania	574911	93.233	National Center on Sleep Disorders Research	781	-
Health and Human Services, Department of	Pass-Through	University of Pennsylvania	576850	93.233	National Center on Sleep Disorders Research	72,625	-
Health and Human Services, Department of	Pass-Through	University of Pennsylvania	576850	93.233	National Center on Sleep Disorders Research	85,570	-
Health and Human Services, Department of	Pass-Through	University of Utah	10051783-01/POU000181390	93.233	National Center on Sleep Disorders Research	18,885	-
						\$ 1,104,625	\$ 8,753
Health and Human Services, Department of	Direct		1 R21 MH121974-01	93.242	Mental Health Research Grants	50,166	11,400
Health and Human Services, Department of	Direct		1 R21 MH123218-01	93.242	Mental Health Research Grants	13,351	-
Health and Human Services, Department of	Direct		1 RF MH114244-01	93.242	Mental Health Research Grants	647,393	-
Health and Human Services, Department of	Direct		1RF1MH120005-01	93.242	Mental Health Research Grants	507,186	38,618
Health and Human Services, Department of	Direct		3 R01 MH101459-05S1	93.242	Mental Health Research Grants	(4,417)	-
Health and Human Services, Department of	Direct		3 R01 MH102242-05S1	93.242	Mental Health Research Grants	221,505	994
Health and Human Services, Department of	Direct		3 R01 MH120124-02S1	93.242	Mental Health Research Grants	242,335	27,479
Health and Human Services, Department of	Direct		5 F31 MH117887-03	93.242	Mental Health Research Grants	39,903	-
Health and Human Services, Department of	Direct		5 K01 MH110605-04	93.242	Mental Health Research Grants	182,343	-
Health and Human Services, Department of	Direct		5 K08 MH107662-05	93.242	Mental Health Research Grants	(26,595)	-
Health and Human Services, Department of	Direct		5 K08 MH116267-03	93.242	Mental Health Research Grants	177,600	-
Health and Human Services, Department of	Direct		5 K23 MH108823-05	93.242	Mental Health Research Grants	191,480	-
Health and Human Services, Department of	Direct		5 K23 MH109762-04	93.242	Mental Health Research Grants	191,068	-
Health and Human Services, Department of	Direct		5 K23 MH112852-04	93.242	Mental Health Research Grants	169,591	-
Health and Human Services, Department of	Direct		5 K23 MH113776-04	93.242	Mental Health Research Grants	228,958	-
Health and Human Services, Department of	Direct		5 R01 MH063649-15	93.242	Mental Health Research Grants	118,561	-
Health and Human Services, Department of	Direct		5 R01 MH082784-10	93.242	Mental Health Research Grants	(645)	-
Health and Human Services, Department of	Direct		5 R01 MH085321-10	93.242	Mental Health Research Grants	39,305	-
Health and Human Services, Department of	Direct		5 R01 MH099898-04	93.242	Mental Health Research Grants	(540)	-
Health and Human Services, Department of	Direct		5 R01 MH101459-09	93.242	Mental Health Research Grants	645,825	-
Health and Human Services, Department of	Direct		5 R01 MH102263-05	93.242	Mental Health Research Grants	67,179	-
Health and Human Services, Department of	Direct		5 R01 MH103244-05	93.242	Mental Health Research Grants	336,180	191,250
Health and Human Services, Department of	Direct		5 R01 MH103761-05	93.242	Mental Health Research Grants	198,207	-
Health and Human Services, Department of	Direct		5 R01 MH104261-05	93.242	Mental Health Research Grants	89,661	-
Health and Human Services, Department of	Direct		5 R01 MH107419-05	93.242	Mental Health Research Grants	684,594	72,669
Health and Human Services, Department of	Direct		5 R01 MH107741-05	93.242	Mental Health Research Grants	471,465	-
Health and Human Services, Department of	Direct		5 R01 MH110524-04	93.242	Mental Health Research Grants	352,581	213,030
Health and Human Services, Department of	Direct		5 R01 MH110872-04	93.242	Mental Health Research Grants	748,020	77,758
Health and Human Services, Department of	Direct		5 R01 MH110932-04	93.242	Mental Health Research Grants	460,714	349,816
Health and Human Services, Department of	Direct		5 R01 MH112458-05	93.242	Mental Health Research Grants	430,902	148,657
Health and Human Services, Department of	Direct		5 R01 MH112669-04	93.242	Mental Health Research Grants	494,349	-
Health and Human Services, Department of	Direct		5 R01 MH113574-03	93.242	Mental Health Research Grants	257,833	-
Health and Human Services, Department of	Direct		5 R01 MH113582-03	93.242	Mental Health Research Grants	616,020	177,034
Health and Human Services, Department of	Direct		5 R01 MH114203-04	93.242	Mental Health Research Grants	771,543	-
Health and Human Services, Department of	Direct		5 R01 MH114958-03	93.242	Mental Health Research Grants	511,611	-
Health and Human Services, Department of	Direct		5 R01 MH11511-04	93.242	Mental Health Research Grants	728,912	-
Health and Human Services, Department of	Direct		5 R01 MH115765-03	93.242	Mental Health Research Grants	662,736	588,692
Health and Human Services, Department of	Direct		5 R01 MH122491-02	93.242	Mental Health Research Grants	26,638	-
Health and Human Services, Department of	Direct		5 R01MH119346-02	93.242	Mental Health Research Grants	339,213	-

University of Michigan  
 Schedule of Expenditures of Federal Awards  
 For the Year Ended June 30, 2020

Cluster Title/Federal Grantor/Program	Type	Pass-Through Grantor	Award Identifier	CFDA Number	CFDA Program Title	Federal Expenditures	Passed-Through to Subrecipients
Health and Human Services, Department of	Direct		5 R01-MH121079-02	93.242	Mental Health Research Grants	621,626	-
Health and Human Services, Department of	Direct		5 R21 MH108989-02	93.242	Mental Health Research Grants	157,728	-
Health and Human Services, Department of	Direct		5 R21 MH109932-02	93.242	Mental Health Research Grants	63,088	12,539
Health and Human Services, Department of	Direct		5 R21 MH114835-02	93.242	Mental Health Research Grants	139,703	80,895
Health and Human Services, Department of	Direct		5 R21 MH120633-02	93.242	Mental Health Research Grants	125,261	-
Health and Human Services, Department of	Direct		5 R21 MH120824-02	93.242	Mental Health Research Grants	148,277	33,355
Health and Human Services, Department of	Direct		5 R21MH117788-02	93.242	Mental Health Research Grants	279,829	-
Health and Human Services, Department of	Direct		5 R25 MH071279-15	93.242	Mental Health Research Grants	251,119	-
Health and Human Services, Department of	Direct		5 R34 MH111531-03	93.242	Mental Health Research Grants	181,335	-
Health and Human Services, Department of	Direct		5 U01 MH104311-03	93.242	Mental Health Research Grants	689,927	490,057
Health and Human Services, Department of	Direct		5 U01 MH105653-04	93.242	Mental Health Research Grants	215,120	-
Health and Human Services, Department of	Direct		5 U01 MH106892-05	93.242	Mental Health Research Grants	658,460	18,346
Health and Human Services, Department of	Direct		5R01MH118634-02	93.242	Mental Health Research Grants	324,956	-
Health and Human Services, Department of	Direct		5R61MH117157-02	93.242	Mental Health Research Grants	341,226	38,608
Health and Human Services, Department of	Direct		7R01MH109170-04	93.242	Mental Health Research Grants	286,690	260,443
Health and Human Services, Department of	Pass-Through	Care New England Health System	9272-8179	93.242	Mental Health Research Grants	196,376	713
Health and Human Services, Department of	Pass-Through	Dartmouth College	R1090	93.242	Mental Health Research Grants	16,117	-
Health and Human Services, Department of	Pass-Through	Dartmouth College	R1152	93.242	Mental Health Research Grants	58,324	-
Health and Human Services, Department of	Pass-Through	Dartmouth College	R751	93.242	Mental Health Research Grants	1,312	-
Health and Human Services, Department of	Pass-Through	Dartmouth-Hitchcock Medical Center (DHMC)	GC10037-00-01	93.242	Mental Health Research Grants	1,651	-
Health and Human Services, Department of	Pass-Through	Emory University	A317782	93.242	Mental Health Research Grants	4,331	-
Health and Human Services, Department of	Pass-Through	Emory University	T461601	93.242	Mental Health Research Grants	24,829	-
Health and Human Services, Department of	Pass-Through	Hektoen Institute for Medical Research, The	50081-R01-Umich01	93.242	Mental Health Research Grants	(29)	-
Health and Human Services, Department of	Pass-Through	Hektoen Institute for Medical Research, The	50082-R01-UMICH02	93.242	Mental Health Research Grants	18,215	-
Health and Human Services, Department of	Pass-Through	Hektoen Institute for Medical Research, The	50082-R01-UMICH02	93.242	Mental Health Research Grants	29,032	-
Health and Human Services, Department of	Pass-Through	Hektoen Institute for Medical Research, The	50504-324-UMICH	93.242	Mental Health Research Grants	(711)	-
Health and Human Services, Department of	Pass-Through	Hektoen Institute for Medical Research, The	50504-324-UMICH	93.242	Mental Health Research Grants	38,553	-
Health and Human Services, Department of	Pass-Through	Henry Ford Health System	B11169	93.242	Mental Health Research Grants	12,477	-
Health and Human Services, Department of	Pass-Through	Henry Ford Health System	B11208	93.242	Mental Health Research Grants	3,202	-
Health and Human Services, Department of	Pass-Through	Johns Hopkins University	6806	93.242	Mental Health Research Grants	(4,801)	-
Health and Human Services, Department of	Pass-Through	Johns Hopkins University	2002745506	93.242	Mental Health Research Grants	14,322	-
Health and Human Services, Department of	Pass-Through	Johns Hopkins University	2004113264	93.242	Mental Health Research Grants	17,337	-
Health and Human Services, Department of	Pass-Through	Johns Hopkins University	PTE 5R25MH104660-02	93.242	Mental Health Research Grants	979	-
Health and Human Services, Department of	Pass-Through	Johns Hopkins University	Subaward	93.242	Mental Health Research Grants	(901)	-
Health and Human Services, Department of	Pass-Through	Michigan State University	RC107579UM	93.242	Mental Health Research Grants	(214,446)	-
Health and Human Services, Department of	Pass-Through	Michigan State University	RC107692UM	93.242	Mental Health Research Grants	3,373	-
Health and Human Services, Department of	Pass-Through	Michigan State University	RC109167UM	93.242	Mental Health Research Grants	252,549	-
Health and Human Services, Department of	Pass-Through	Michigan State University	RC109167UM	93.242	Mental Health Research Grants	387,486	-
Health and Human Services, Department of	Pass-Through	Public Health Foundation Enterprises, Inc. (dba Heluna Health)	R34MH121139	93.242	Mental Health Research Grants	14,152	-
Health and Human Services, Department of	Pass-Through	San Francisco State University	PO #S16-0020	93.242	Mental Health Research Grants	42,873	-
Health and Human Services, Department of	Pass-Through	Simmersion L.L.C.	5065-UM	93.242	Mental Health Research Grants	121,469	-
Health and Human Services, Department of	Pass-Through	Stanford University	62326779-132392	93.242	Mental Health Research Grants	81,124	-
Health and Human Services, Department of	Pass-Through	Stony Brook University	1125719-2-71758	93.242	Mental Health Research Grants	97,871	-
Health and Human Services, Department of	Pass-Through	The University of Texas Health Science Center at San Antonio	162919/161086	93.242	Mental Health Research Grants	22,390	-
Health and Human Services, Department of	Pass-Through	University of Alabama at Birmingham (UAB)	000518108-SC002	93.242	Mental Health Research Grants	125,600	-
Health and Human Services, Department of	Pass-Through	University of Alaska Fairbanks	UAF 20-0116	93.242	Mental Health Research Grants	38,712	-
Health and Human Services, Department of	Pass-Through	University of California - San Francisco	10900sc	93.242	Mental Health Research Grants	595	-
Health and Human Services, Department of	Pass-Through	University of California-San Diego	105174354	93.242	Mental Health Research Grants	45,796	-
Health and Human Services, Department of	Pass-Through	University of Hawaii	MA 1427	93.242	Mental Health Research Grants	10,692	-
Health and Human Services, Department of	Pass-Through	University of Iowa	S00482-02	93.242	Mental Health Research Grants	300,832	91,332
Health and Human Services, Department of	Pass-Through	University of Maryland, College Park	81426-Z0279201	93.242	Mental Health Research Grants	16,821	-
Health and Human Services, Department of	Pass-Through	University of Pennsylvania	572689	93.242	Mental Health Research Grants	(269)	-
Health and Human Services, Department of	Pass-Through	University of Pennsylvania	574357	93.242	Mental Health Research Grants	(102,857)	-
Health and Human Services, Department of	Pass-Through	University of Pennsylvania	576948	93.242	Mental Health Research Grants	632,037	-
Health and Human Services, Department of	Pass-Through	University of Pennsylvania	579565	93.242	Mental Health Research Grants	54,301	-
Health and Human Services, Department of	Pass-Through	University of Washington	UWSC11023/BP 037783	93.242	Mental Health Research Grants	48,788	-
Health and Human Services, Department of	Pass-Through	University of Washington	UWSC11023/PO 037783	93.242	Mental Health Research Grants	49,854	-
Health and Human Services, Department of	Pass-Through	University of Wisconsin	796K633	93.242	Mental Health Research Grants	40,688	-
Health and Human Services, Department of	Pass-Through	Vanderbilt University	VUMC62534	93.242	Mental Health Research Grants	(580)	-
Health and Human Services, Department of	Pass-Through	Vanderbilt University	VUMC62534	93.242	Mental Health Research Grants	16,141	-
Health and Human Services, Department of	Pass-Through	Vanderbilt University	VUMC62534	93.242	Mental Health Research Grants	27,895	-
Health and Human Services, Department of	Pass-Through	Washington University School of Medicine in St. Louis	WU-19-102	93.242	Mental Health Research Grants	345,267	56,651
						\$ 19,256,845	\$ 2,980,336
Health and Human Services, Department of	Direct		1 G02HP30572-01-00	93.243	Substance Abuse and Mental Health Services Projects of Regional and National Significance	\$ (1,638)	\$ -
Health and Human Services, Department of	Direct		5 H79TI081658-03	93.243	Substance Abuse and Mental Health Services Projects of Regional and National Significance	119,070	-
Health and Human Services, Department of	Direct		5 U79 SM062492-03	93.243	Substance Abuse and Mental Health Services Projects of Regional and National Significance	50,503	-
Health and Human Services, Department of	Pass-Through	American Indian Health and Family Services of SE Michigan, Inc (AIHFS)	Research Agreement	93.243	Substance Abuse and Mental Health Services Projects of Regional and National Significance	(60,543)	-
Health and Human Services, Department of	Pass-Through	American Indian Health and Family Services of SE Michigan, Inc (AIHFS)	Research Agreement	93.243	Substance Abuse and Mental Health Services Projects of Regional and National Significance	79,185	-

University of Michigan  
Schedule of Expenditures of Federal Awards  
For the Year Ended June 30, 2020

Cluster Title/Federal Grantor/Program	Type	Pass-Through Grantor	Award Identifier	CFDA Number	CFDA Program Title	Federal Expenditures	Passed-Through to Subrecipients
Health and Human Services, Department of	Pass-Through	American Indian Health and Family Services of SE Michigan, Inc (AIHFS)	Research Agreement	93.243	Substance Abuse and Mental Health Services Projects of Regional and National Significance	93,924	-
Health and Human Services, Department of	Pass-Through	American Psychiatric Association	Project Title: CSS-SMI SAMHSA	93.243	Substance Abuse and Mental Health Services Projects of Regional and National Significance	22,973	-
Health and Human Services, Department of	Pass-Through	Baylor College of Medicine	5U79SM063570-03	93.243	Substance Abuse and Mental Health Services Projects of Regional and National Significance	4,200	-
Health and Human Services, Department of	Pass-Through	Baylor College of Medicine	5U79SM063570-04	93.243	Substance Abuse and Mental Health Services Projects of Regional and National Significance	9,339	-
Health and Human Services, Department of	Pass-Through	Baylor College of Medicine	7U79SM063570-02	93.243	Substance Abuse and Mental Health Services Projects of Regional and National Significance	(839)	-
Health and Human Services, Department of	Pass-Through	Behavioral Connections of Wood County Inc	Research Agreement	93.243	Substance Abuse and Mental Health Services Projects of Regional and National Significance	6	-
Health and Human Services, Department of	Pass-Through	Detroit Health Department	6002283 PO 3034962	93.243	Substance Abuse and Mental Health Services Projects of Regional and National Significance	43,233	-
Health and Human Services, Department of	Pass-Through	George Washington University	19-MI03	93.243	Substance Abuse and Mental Health Services Projects of Regional and National Significance	63,398	-
Health and Human Services, Department of	Pass-Through	Michigan, State of, Health and Human Services, Department of	E20180858-001	93.243	Substance Abuse and Mental Health Services Projects of Regional and National Significance	(366)	-
Health and Human Services, Department of	Pass-Through	Michigan, State of, Health and Human Services, Department of	E20192442-00	93.243	Substance Abuse and Mental Health Services Projects of Regional and National Significance	66,543	-
Health and Human Services, Department of	Pass-Through	Michigan, State of, Health and Human Services, Department of	E20192900-00	93.243	Substance Abuse and Mental Health Services Projects of Regional and National Significance	76,006	-
Health and Human Services, Department of	Pass-Through	Michigan, State of, Health and Human Services, Department of	E20203279-Project BY	93.243	Substance Abuse and Mental Health Services Projects of Regional and National Significance	171,335	-
Health and Human Services, Department of	Pass-Through	Teen HYPE	Agreement	93.243	Substance Abuse and Mental Health Services Projects of Regional and National Significance	45,263	-
Health and Human Services, Department of	Direct		4 D09 HP28677-03-04	93.247	Advanced Nursing Education Workforce Grant Program	\$ 130,980	\$ -
Health and Human Services, Department of	Direct		4 T94 HP30911-02-04	93.247	Advanced Nursing Education Workforce Grant Program	194,180	5,000
Health and Human Services, Department of	Direct		5 T14HP33200-02-00	93.247	Advanced Nursing Education Workforce Grant Program	104,544	5,000
						\$ 429,704	\$ 10,000
Health and Human Services, Department of	Direct		5 R01 OH010582-04	93.262	Occupational Safety and Health Program	\$ (8,127)	\$ -
Health and Human Services, Department of	Direct		5 R01 OH011082-02-00	93.262	Occupational Safety and Health Program	446,006	-
Health and Human Services, Department of	Direct		5 T42 OH008455-16-01	93.262	Occupational Safety and Health Program	1,622,689	31,593
Health and Human Services, Department of	Direct		T42 OH008455	93.262	Occupational Safety and Health Program	1,255	-
						\$ 2,061,823	\$ 31,593
					Health Systems Strengthening and HIV/AIDS Prevention, Care and Treatment under the President's Emergency Plan for		
Health and Human Services, Department of	Direct		5 R01 HS024698-05	93.266	AIDS Relief	\$ 284,514	\$ -
Health and Human Services, Department of	Direct		1 R03 AA025449-02	93.273	Alcohol Research Programs	\$ 45,372	\$ -
Health and Human Services, Department of	Direct		5 K01 AA024804-05	93.273	Alcohol Research Programs	176,462	-
Health and Human Services, Department of	Direct		5 K23 AA023869-06	93.273	Alcohol Research Programs	206,442	-
Health and Human Services, Department of	Direct		5 K23 AA026333-03	93.273	Alcohol Research Programs	189,364	-
Health and Human Services, Department of	Direct		5 R01 AA007065-30	93.273	Alcohol Research Programs	(57,959)	-
Health and Human Services, Department of	Direct		5 R01 AA023122-05	93.273	Alcohol Research Programs	301,800	-
Health and Human Services, Department of	Direct		5 R01 AA024175-05	93.273	Alcohol Research Programs	444,746	-
Health and Human Services, Department of	Direct		5 R01 AA024433-04	93.273	Alcohol Research Programs	470,555	48,334
Health and Human Services, Department of	Direct		5 R01 AA024755-05	93.273	Alcohol Research Programs	607,010	-
Health and Human Services, Department of	Direct		5 R01 AA025684-03	93.273	Alcohol Research Programs	285,725	17,441
Health and Human Services, Department of	Direct		5 R01 AA025790-03	93.273	Alcohol Research Programs	507,006	-
Health and Human Services, Department of	Direct		5 R01 AA026687 02	93.273	Alcohol Research Programs	179,757	-
Health and Human Services, Department of	Direct		5 R01 AA027513-02	93.273	Alcohol Research Programs	230,468	-
Health and Human Services, Department of	Direct		5 R21AA025945-02	93.273	Alcohol Research Programs	46,636	-
Health and Human Services, Department of	Direct		5K01AA027558-02	93.273	Alcohol Research Programs	101,541	-
Health and Human Services, Department of	Direct		5K23AA022641-05	93.273	Alcohol Research Programs	141,174	-
Health and Human Services, Department of	Direct		5R01AA028158-02	93.273	Alcohol Research Programs	204,629	-
Health and Human Services, Department of	Direct		5R34AA027272-02	93.273	Alcohol Research Programs	95,970	-
Health and Human Services, Department of	Direct		T32 AA007477	93.273	Alcohol Research Programs	262,398	-
Health and Human Services, Department of	Pass-Through	Arborsense, Inc.	R44AA026119	93.273	Alcohol Research Programs	70,315	-
Health and Human Services, Department of	Pass-Through	Brown University	00001217	93.273	Alcohol Research Programs	43,611	-
Health and Human Services, Department of	Pass-Through	Columbia University	1(GG014239)	93.273	Alcohol Research Programs	22,549	-
Health and Human Services, Department of	Pass-Through	Cornell University	69951-10235	93.273	Alcohol Research Programs	9,250	-
Health and Human Services, Department of	Pass-Through	University of California - San Francisco	11086sc	93.273	Alcohol Research Programs	52,852	-
Health and Human Services, Department of	Pass-Through	University of California - San Francisco	11585sc	93.273	Alcohol Research Programs	11,740	-
Health and Human Services, Department of	Pass-Through	University of Illinois at Chicago	17243	93.273	Alcohol Research Programs	210,526	-
Health and Human Services, Department of	Pass-Through	University of Minnesota	A007345702	93.273	Alcohol Research Programs	276,651	-
Health and Human Services, Department of	Pass-Through	University of Minnesota	A007398901	93.273	Alcohol Research Programs	100,332	-
Health and Human Services, Department of	Pass-Through	University of Washington	BPO15637	93.273	Alcohol Research Programs	22,891	-
Health and Human Services, Department of	Pass-Through	University of Washington	UWSC10669	93.273	Alcohol Research Programs	1,807	-
Health and Human Services, Department of	Pass-Through	Yale University	GR106383 (CON-80001834)	93.273	Alcohol Research Programs	50,221	-
						\$ 5,311,841	\$ 65,775
Health and Human Services, Department of	Direct		1 R03 DA048129-02	93.279	Drug Abuse and Addiction Research Programs	\$ 61,312	\$ -
Health and Human Services, Department of	Direct		1 R13 DA046190-01	93.279	Drug Abuse and Addiction Research Programs	(940)	-
Health and Human Services, Department of	Direct		1 R21 DA040752-01A1	93.279	Drug Abuse and Addiction Research Programs	(40)	-

University of Michigan  
 Schedule of Expenditures of Federal Awards  
 For the Year Ended June 30, 2020

Cluster Title/Federal Grantor/Program	Type	Pass-Through Grantor	Award Identifier	CFDA Number	CFDA Program Title	Federal Expenditures	Passed-Through to Subrecipients
Health and Human Services, Department of	Direct		1UG3DA050173-01	93.279	Drug Abuse and Addiction Research Programs	454,491	-
Health and Human Services, Department of	Direct		2 R01 DA031160-06	93.279	Drug Abuse and Addiction Research Programs	6,193	-
Health and Human Services, Department of	Direct		4 P01 DA031656-05	93.279	Drug Abuse and Addiction Research Programs	(12,091)	-
Health and Human Services, Department of	Direct		4 R01 DA001411-42	93.279	Drug Abuse and Addiction Research Programs	(25,485)	(25,485)
Health and Human Services, Department of	Direct		4 R01 DA035811-05	93.279	Drug Abuse and Addiction Research Programs	(3,230)	-
Health and Human Services, Department of	Direct		5 F31 DA047738-02	93.279	Drug Abuse and Addiction Research Programs	43,755	-
Health and Human Services, Department of	Direct		5 K01 DA036681-05	93.279	Drug Abuse and Addiction Research Programs	42,596	-
Health and Human Services, Department of	Direct		5 K01 DA044270-03	93.279	Drug Abuse and Addiction Research Programs	139,732	-
Health and Human Services, Department of	Direct		5 K01 DA044279-02	93.279	Drug Abuse and Addiction Research Programs	160,621	-
Health and Human Services, Department of	Direct		5 K08 DA037912-05	93.279	Drug Abuse and Addiction Research Programs	(14,140)	-
Health and Human Services, Department of	Direct		5 K08 DA048110-03	93.279	Drug Abuse and Addiction Research Programs	213,441	-
Health and Human Services, Department of	Direct		5 K23 DA038718-05	93.279	Drug Abuse and Addiction Research Programs	130,041	-
Health and Human Services, Department of	Direct		5 K23 DA039341-05	93.279	Drug Abuse and Addiction Research Programs	222,357	-
Health and Human Services, Department of	Direct		5 K23 DA047475-02	93.279	Drug Abuse and Addiction Research Programs	143,386	-
Health and Human Services, Department of	Direct		5 R01 DA001411-47	93.279	Drug Abuse and Addiction Research Programs	5,085,535	313,192
Health and Human Services, Department of	Direct		5 R01 DA003910-31	93.279	Drug Abuse and Addiction Research Programs	(1,768)	-
Health and Human Services, Department of	Direct		5 R01 DA015188-15	93.279	Drug Abuse and Addiction Research Programs	367,160	-
Health and Human Services, Department of	Direct		5 R01 DA016575-19	93.279	Drug Abuse and Addiction Research Programs	2,590,707	50,041
Health and Human Services, Department of	Direct		5 R01 DA031160 09	93.279	Drug Abuse and Addiction Research Programs	171,319	-
Health and Human Services, Department of	Direct		5 R01 DA035316-05	93.279	Drug Abuse and Addiction Research Programs	381,998	-
Health and Human Services, Department of	Direct		5 R01 DA038261-05	93.279	Drug Abuse and Addiction Research Programs	360,791	-
Health and Human Services, Department of	Direct		5 R01 DA038599-05	93.279	Drug Abuse and Addiction Research Programs	372,225	13,759
Health and Human Services, Department of	Direct		5 R01 DA039159-05	93.279	Drug Abuse and Addiction Research Programs	458,176	-
Health and Human Services, Department of	Direct		5 R01 DA039901-05	93.279	Drug Abuse and Addiction Research Programs	337,043	52,369
Health and Human Services, Department of	Direct		5 R01 DA039952-05	93.279	Drug Abuse and Addiction Research Programs	294,291	-
Health and Human Services, Department of	Direct		5 R01 DA041032-05	93.279	Drug Abuse and Addiction Research Programs	707,285	127,235
Health and Human Services, Department of	Direct		5 R01 DA042092-04	93.279	Drug Abuse and Addiction Research Programs	541,364	-
Health and Human Services, Department of	Direct		5 R01 DA042779 05	93.279	Drug Abuse and Addiction Research Programs	318,728	-
Health and Human Services, Department of	Direct		5 R01 DA042859-04	93.279	Drug Abuse and Addiction Research Programs	848,015	-
Health and Human Services, Department of	Direct		5 R01 DA043696-03	93.279	Drug Abuse and Addiction Research Programs	272,087	-
Health and Human Services, Department of	Direct		5 R01 DA044157-03	93.279	Drug Abuse and Addiction Research Programs	233,848	-
Health and Human Services, Department of	Direct		5 R01 DA044204-03	93.279	Drug Abuse and Addiction Research Programs	418,659	-
Health and Human Services, Department of	Direct		5 R01 DA044245-03	93.279	Drug Abuse and Addiction Research Programs	509,619	-
Health and Human Services, Department of	Direct		5 R01 DA044960-03	93.279	Drug Abuse and Addiction Research Programs	480,245	16,089
Health and Human Services, Department of	Direct		5 R01 DA045063-03	93.279	Drug Abuse and Addiction Research Programs	392,388	70,527
Health and Human Services, Department of	Direct		5 R01 DA045705-03	93.279	Drug Abuse and Addiction Research Programs	699,888	62,003
Health and Human Services, Department of	Direct		5 R01 DA046403-03	93.279	Drug Abuse and Addiction Research Programs	225,728	-
Health and Human Services, Department of	Direct		5 R01 DA048625 02S1	93.279	Drug Abuse and Addiction Research Programs	452,996	28,864
Health and Human Services, Department of	Direct		5 R03 DA041891-02	93.279	Drug Abuse and Addiction Research Programs	18,602	-
Health and Human Services, Department of	Direct		5 R21 DA041565-02	93.279	Drug Abuse and Addiction Research Programs	(50)	-
Health and Human Services, Department of	Direct		5 R21 DA045146-02	93.279	Drug Abuse and Addiction Research Programs	241,717	-
Health and Human Services, Department of	Direct		5 R21 DA045277-02	93.279	Drug Abuse and Addiction Research Programs	147,252	115,662
Health and Human Services, Department of	Direct		5 R21 DA049729-02	93.279	Drug Abuse and Addiction Research Programs	97,560	-
Health and Human Services, Department of	Direct		5 R34 DA045067-03	93.279	Drug Abuse and Addiction Research Programs	170,597	-
Health and Human Services, Department of	Direct		5 R34 DA045712-03	93.279	Drug Abuse and Addiction Research Programs	175,373	-
Health and Human Services, Department of	Direct		5 R34 DA047466-03	93.279	Drug Abuse and Addiction Research Programs	284,439	-
Health and Human Services, Department of	Direct		5 R37 DA039997-05	93.279	Drug Abuse and Addiction Research Programs	622,773	73,899
Health and Human Services, Department of	Direct		5 U01 DA041106-05	93.279	Drug Abuse and Addiction Research Programs	2,045,418	915,661
Health and Human Services, Department of	Direct		5 U01 DA041106-07	93.279	Drug Abuse and Addiction Research Programs	161,881	-
Health and Human Services, Department of	Direct		5 U01 DA043098-05	93.279	Drug Abuse and Addiction Research Programs	469,824	93,368
Health and Human Services, Department of	Direct		T32 DA007268	93.279	Drug Abuse and Addiction Research Programs	415,152	-
Health and Human Services, Department of	Direct		T32 DA007281	93.279	Drug Abuse and Addiction Research Programs	281,588	-
Health and Human Services, Department of	Pass-Through	Arbor Medical Innovations, LLC	R43DA046981	93.279	Drug Abuse and Addiction Research Programs	51,170	-
Health and Human Services, Department of	Pass-Through	Brown University	00001179	93.279	Drug Abuse and Addiction Research Programs	17,753	-
Health and Human Services, Department of	Pass-Through	Children's Research Institute	30003671-01	93.279	Drug Abuse and Addiction Research Programs	42,007	-
Health and Human Services, Department of	Pass-Through	Emory University	T852804	93.279	Drug Abuse and Addiction Research Programs	28,607	-
Health and Human Services, Department of	Pass-Through	George Washington University	18-S26	93.279	Drug Abuse and Addiction Research Programs	29,117	-
Health and Human Services, Department of	Pass-Through	Michigan State University	RC104851UM	93.279	Drug Abuse and Addiction Research Programs	90,127	-
Health and Human Services, Department of	Pass-Through	San Diego State University	SA0000711	93.279	Drug Abuse and Addiction Research Programs	24,869	-
Health and Human Services, Department of	Pass-Through	Texas State University, San Marcos	18012-82851-1	93.279	Drug Abuse and Addiction Research Programs	(2,349)	-
Health and Human Services, Department of	Pass-Through	Texas State University, San Marcos	18012-82851-1	93.279	Drug Abuse and Addiction Research Programs	44,717	-
Health and Human Services, Department of	Pass-Through	Texas State University, San Marcos	18013-82803-1	93.279	Drug Abuse and Addiction Research Programs	(3,349)	-
Health and Human Services, Department of	Pass-Through	Texas State University, San Marcos	18013-82803-1	93.279	Drug Abuse and Addiction Research Programs	40,193	-
Health and Human Services, Department of	Pass-Through	University of Bath	Subcontract	93.279	Drug Abuse and Addiction Research Programs	(18,344)	-
Health and Human Services, Department of	Pass-Through	University of California-San Diego	72012619	93.279	Drug Abuse and Addiction Research Programs	(600)	-
Health and Human Services, Department of	Pass-Through	University of California-San Diego	72012619	93.279	Drug Abuse and Addiction Research Programs	(302)	-
Health and Human Services, Department of	Pass-Through	University of California-San Diego	122782953	93.279	Drug Abuse and Addiction Research Programs	17,192	-
Health and Human Services, Department of	Pass-Through	University of California-San Diego	117223515 (S9002283)	93.279	Drug Abuse and Addiction Research Programs	40,290	-
Health and Human Services, Department of	Pass-Through	University of California-San Diego	117223515 / S9002283	93.279	Drug Abuse and Addiction Research Programs	82,209	-
Health and Human Services, Department of	Pass-Through	University of California-San Diego	69115330(MP invoice #S9001238)	93.279	Drug Abuse and Addiction Research Programs	66,875	-
Health and Human Services, Department of	Pass-Through	University of Maryland, College Park	1600919	93.279	Drug Abuse and Addiction Research Programs	37,746	-
Health and Human Services, Department of	Pass-Through	University of Maryland, College Park	1801973 PO SR00004939	93.279	Drug Abuse and Addiction Research Programs	54,321	-
Health and Human Services, Department of	Pass-Through	University of Minnesota	A007451302	93.279	Drug Abuse and Addiction Research Programs	19,483	-
Health and Human Services, Department of	Pass-Through	University of Minnesota	P004670602	93.279	Drug Abuse and Addiction Research Programs	(6,258)	-

University of Michigan  
Schedule of Expenditures of Federal Awards  
For the Year Ended June 30, 2020

Cluster Title/Federal Grantor/Program	Type	Pass-Through Grantor	Award Identifier	CFDA Number	CFDA Program Title	Federal Expenditures	Passed-Through to Subrecipients
Health and Human Services, Department of	Pass-Through	University of Minnesota	P007183802	93.279	Drug Abuse and Addiction Research Programs	75,269	-
Health and Human Services, Department of	Pass-Through	University of Minnesota	P007318202	93.279	Drug Abuse and Addiction Research Programs	20,258	-
Health and Human Services, Department of	Pass-Through	University of Pittsburgh	AWD00000068 (132578-10)	93.279	Drug Abuse and Addiction Research Programs	96,822	-
Health and Human Services, Department of	Pass-Through	University of Washington	UWSC8498	93.279	Drug Abuse and Addiction Research Programs	46,486	-
Health and Human Services, Department of	Pass-Through	University of Wisconsin	855K400	93.279	Drug Abuse and Addiction Research Programs	85,561	-
Health and Human Services, Department of	Pass-Through	Virginia Commonwealth University	FP00000224_SA002	93.279	Drug Abuse and Addiction Research Programs	15,451	-
						\$ 24,207,773	\$ 1,907,184
Health and Human Services, Department of	Direct		5 U01 DP006265-03	93.283	Centers for Disease Control and Prevention Investigations and Technical Assistance	\$ 468,582	\$ -
Health and Human Services, Department of	Direct		5 U01DP006489-02-00	93.283	Centers for Disease Control and Prevention Investigations and Technical Assistance	584,684	-
Health and Human Services, Department of	Direct		6 U01 DP006442 02-01	93.283	Centers for Disease Control and Prevention Investigations and Technical Assistance	386,602	-
Health and Human Services, Department of	Pass-Through	Michigan, State of, Health and Human Services, Department of	E20182522-00	93.283	Centers for Disease Control and Prevention Investigations and Technical Assistance	1,661	-
Health and Human Services, Department of	Pass-Through	Michigan, State of, Health and Human Services, Department of	E20193020-00	93.283	Centers for Disease Control and Prevention Investigations and Technical Assistance	504	-
Health and Human Services, Department of	Pass-Through	Michigan, State of, Health and Human Services, Department of	E20193022-00 G	93.283	Centers for Disease Control and Prevention Investigations and Technical Assistance	9,852	-
						\$ 1,451,885	\$ -
Health and Human Services, Department of	Direct		1 R01 EB028159-01	93.286	Discovery and Applied Research for Technological Innovations to Improve Human Health	\$ 116,268	\$ -
Health and Human Services, Department of	Direct		3U01EB018753-04S1	93.286	Discovery and Applied Research for Technological Innovations to Improve Human Health	13,698	-
Health and Human Services, Department of	Direct		5 01 EB008998-09	93.286	Discovery and Applied Research for Technological Innovations to Improve Human Health	(4,506)	-
Health and Human Services, Department of	Direct		5 K01 EB028877-02	93.286	Discovery and Applied Research for Technological Innovations to Improve Human Health	69,762	-
Health and Human Services, Department of	Direct		5 R01 EB003320-24	93.286	Discovery and Applied Research for Technological Innovations to Improve Human Health	343,027	-
Health and Human Services, Department of	Direct		5 R01 EB005678-12	93.286	Discovery and Applied Research for Technological Innovations to Improve Human Health	(17,373)	-
Health and Human Services, Department of	Direct		5 R01 EB009910-09	93.286	Discovery and Applied Research for Technological Innovations to Improve Human Health	760,318	420,220
Health and Human Services, Department of	Direct		5 R01 EB013198-09	93.286	Discovery and Applied Research for Technological Innovations to Improve Human Health	(19)	-
Health and Human Services, Department of	Direct		5 R01 EB016079-07	93.286	Discovery and Applied Research for Technological Innovations to Improve Human Health	398,032	-
Health and Human Services, Department of	Direct		5 R01 EB018297-04	93.286	Discovery and Applied Research for Technological Innovations to Improve Human Health	(4,756)	-
Health and Human Services, Department of	Direct		5 R01 EB019436-04	93.286	Discovery and Applied Research for Technological Innovations to Improve Human Health	118,389	-
Health and Human Services, Department of	Direct		5 R01 EB019834-03	93.286	Discovery and Applied Research for Technological Innovations to Improve Human Health	273	272
Health and Human Services, Department of	Direct		5 R01 EB020644-04	93.286	Discovery and Applied Research for Technological Innovations to Improve Human Health	18,814	-
Health and Human Services, Department of	Direct		5 R01 EB021155-04S1	93.286	Discovery and Applied Research for Technological Innovations to Improve Human Health	367,497	-
Health and Human Services, Department of	Direct		5 R01 EB022028-04	93.286	Discovery and Applied Research for Technological Innovations to Improve Human Health	559,267	45,894
Health and Human Services, Department of	Direct		5 R01 EB022033-04	93.286	Discovery and Applied Research for Technological Innovations to Improve Human Health	287,037	-
Health and Human Services, Department of	Direct		5 R01 EB022075-034	93.286	Discovery and Applied Research for Technological Innovations to Improve Human Health	594,392	-
Health and Human Services, Department of	Direct		5 R01 EB022563-04	93.286	Discovery and Applied Research for Technological Innovations to Improve Human Health	333,334	-
Health and Human Services, Department of	Direct		5 R01 EB023294-04	93.286	Discovery and Applied Research for Technological Innovations to Improve Human Health	334,863	85,280
Health and Human Services, Department of	Direct		5 R01 EB023618-04	93.286	Discovery and Applied Research for Technological Innovations to Improve Human Health	316,033	28,000
Health and Human Services, Department of	Direct		5 R01 EB028309-03	93.286	Discovery and Applied Research for Technological Innovations to Improve Human Health	337,578	-
Health and Human Services, Department of	Direct		5 R03 EB023459-02	93.286	Discovery and Applied Research for Technological Innovations to Improve Human Health	10,322	-
Health and Human Services, Department of	Direct		5 R03 EB026526-02	93.286	Discovery and Applied Research for Technological Innovations to Improve Human Health	49,983	-
Health and Human Services, Department of	Direct		5 R03 EB027444 02	93.286	Discovery and Applied Research for Technological Innovations to Improve Human Health	76,270	-
Health and Human Services, Department of	Direct		5 R21 EB020811-02	93.286	Discovery and Applied Research for Technological Innovations to Improve Human Health	(3,730)	-
Health and Human Services, Department of	Direct		5 R21 EB021546-02	93.286	Discovery and Applied Research for Technological Innovations to Improve Human Health	(19,220)	-
Health and Human Services, Department of	Direct		5 R21 EB024038-02	93.286	Discovery and Applied Research for Technological Innovations to Improve Human Health	(3,617)	-

University of Michigan  
Schedule of Expenditures of Federal Awards  
For the Year Ended June 30, 2020

Cluster Title/Federal Grantor/Program	Type	Pass-Through Grantor	Award Identifier	CFDA Number	CFDA Program Title	Federal Expenditures	Passed-Through to Subrecipients
Health and Human Services, Department of	Direct		5 R21 EB024410-02	93.286	Discovery and Applied Research for Technological Innovations to Improve Human Health	51,972	-
Health and Human Services, Department of	Direct		5 R21 EB027276-02	93.286	Discovery and Applied Research for Technological Innovations to Improve Human Health	140,091	36,723
Health and Human Services, Department of	Direct		5 R21EB030208 02	93.286	Discovery and Applied Research for Technological Innovations to Improve Human Health	8,886	-
Health and Human Services, Department of	Direct		5 R25 EB019898-05	93.286	Discovery and Applied Research for Technological Innovations to Improve Human Health	30,293	-
Health and Human Services, Department of	Direct		5 U01 EB026977-03	93.286	Discovery and Applied Research for Technological Innovations to Improve Human Health	542,420	-
Health and Human Services, Department of	Direct		5 U01 EB028235-02	93.286	Discovery and Applied Research for Technological Innovations to Improve Human Health	360,980	-
Health and Human Services, Department of	Direct		T32 EB005582	93.286	Discovery and Applied Research for Technological Innovations to Improve Human Health	304,980	-
Health and Human Services, Department of	Pass-Through Harvard University		130307-5074036	93.286	Discovery and Applied Research for Technological Innovations to Improve Human Health	(1,830)	-
Health and Human Services, Department of	Pass-Through University of Colorado Boulder		1556807	93.286	Discovery and Applied Research for Technological Innovations to Improve Human Health	4,191	-
Health and Human Services, Department of	Pass-Through University of Memphis		5-40513	93.286	Discovery and Applied Research for Technological Innovations to Improve Human Health	(113)	-
Health and Human Services, Department of	Pass-Through University of Mississippi		66107990617	93.286	Discovery and Applied Research for Technological Innovations to Improve Human Health	34,976	-
Health and Human Services, Department of	Pass-Through University of Toledo		F-2020-13	93.286	Discovery and Applied Research for Technological Innovations to Improve Human Health	16,234	-
Health and Human Services, Department of	Pass-Through University of Wisconsin		0000000357	93.286	Discovery and Applied Research for Technological Innovations to Improve Human Health	56,714	-
Health and Human Services, Department of	Pass-Through Wayne State University		WSU20008	93.286	Discovery and Applied Research for Technological Innovations to Improve Human Health	95,786	-
Health and Human Services, Department of	Pass-Through Wayne State University		WSU20043	93.286	Discovery and Applied Research for Technological Innovations to Improve Human Health	25,275	-
Health and Human Services, Department of	Direct		5 U81 HP29300 06	93.300	National Center for Health Workforce Analysis	\$ 6,722,791	\$ 616,389
Health and Human Services, Department of	Direct		5 U81 HP29300-03-00	93.300	National Center for Health Workforce Analysis	\$ 1,381,062	\$ 152,576
						(26,417)	(5,575)
						\$ 1,354,645	\$ 147,001
Health and Human Services, Department of	Direct		3 R01 CA071699-20S1	93.307	Minority Health and Health Disparities Research	\$ 79,004	\$ -
Health and Human Services, Department of	Direct		5 R01 MD008879-05	93.307	Minority Health and Health Disparities Research	296,476	-
Health and Human Services, Department of	Direct		5 R01 MD011516-04	93.307	Minority Health and Health Disparities Research	639,363	-
Health and Human Services, Department of	Direct		5 R01 MD011570-06	93.307	Minority Health and Health Disparities Research	836,666	22,075
Health and Human Services, Department of	Direct		5 R01 MD011716-05	93.307	Minority Health and Health Disparities Research	617,967	432,026
Health and Human Services, Department of	Direct		5 R01 MD011721-04	93.307	Minority Health and Health Disparities Research	929,662	819,369
Health and Human Services, Department of	Direct		5 R01 MD013299-04	93.307	Minority Health and Health Disparities Research	931,212	-
Health and Human Services, Department of	Direct		5 R03 MD012327-02	93.307	Minority Health and Health Disparities Research	55,807	-
Health and Human Services, Department of	Direct		5 R21 MD012683-02	93.307	Minority Health and Health Disparities Research	160,098	74,344
Health and Human Services, Department of	Direct		5 T37 MD001425-21	93.307	Minority Health and Health Disparities Research	15,984	-
Health and Human Services, Department of	Direct		5 T37 MD001425-24	93.307	Minority Health and Health Disparities Research	26,206	-
Health and Human Services, Department of	Direct		5 U01 MD010579-05	93.307	Minority Health and Health Disparities Research	677,570	-
Health and Human Services, Department of	Pass-Through Boston College		5105592-3	93.307	Minority Health and Health Disparities Research	11,615	-
Health and Human Services, Department of	Pass-Through Harvard University		115402-5103514	93.307	Minority Health and Health Disparities Research	30,811	-
Health and Human Services, Department of	Pass-Through Harvard University		116557-5103714	93.307	Minority Health and Health Disparities Research	(424)	-
Health and Human Services, Department of	Pass-Through MEI Research, Ltd.		STTR Phase II	93.307	Minority Health and Health Disparities Research	208,173	-
Health and Human Services, Department of	Pass-Through Michigan State University		RC106388E	93.307	Minority Health and Health Disparities Research	3,275	-
Health and Human Services, Department of	Pass-Through Michigan State University		RC106388E	93.307	Minority Health and Health Disparities Research	18,301	-
Health and Human Services, Department of	Pass-Through Michigan State University		RC106388E	93.307	Minority Health and Health Disparities Research	42,874	-
Health and Human Services, Department of	Pass-Through University of Illinois-Urbana-Champaign		079243-15822	93.307	Minority Health and Health Disparities Research	16,024	-
Health and Human Services, Department of	Pass-Through University of New Mexico		3RDF3	93.307	Minority Health and Health Disparities Research	6,950	-
Health and Human Services, Department of	Pass-Through University of Pennsylvania		576151 PO#4233592	93.307	Minority Health and Health Disparities Research	291,933	-
Health and Human Services, Department of	Pass-Through University of Pennsylvania		578811 PO#4467621	93.307	Minority Health and Health Disparities Research	157,687	-
						\$ 6,053,234	\$ 1,347,814
Health and Human Services, Department of	Direct		1 DP2 DK113750-01	93.310	Trans-NIH Research Support	\$ 710,327	\$ -
Health and Human Services, Department of	Direct		1 DP2 GM114848-01	93.310	Trans-NIH Research Support	(2,066)	-
Health and Human Services, Department of	Direct		1 U2C ES026553-01	93.310	Trans-NIH Research Support	2,887,782	-
Health and Human Services, Department of	Direct		3 OT2 OD028191-01S2	93.310	Trans-NIH Research Support	528,315	-
Health and Human Services, Department of	Direct		3 R25 GM111837-04S1	93.310	Trans-NIH Research Support	63,030	-
Health and Human Services, Department of	Direct		3OT2OD024907-01S2	93.310	Trans-NIH Research Support	444,200	-
Health and Human Services, Department of	Direct		4 U24 DK097153-05	93.310	Trans-NIH Research Support	95,201	-
Health and Human Services, Department of	Direct		5 R01 ES026877-04	93.310	Trans-NIH Research Support	311,467	46,094
Health and Human Services, Department of	Direct		5 R01 HD086676-03S1	93.310	Trans-NIH Research Support	88,288	14,480
Health and Human Services, Department of	Direct		5 R25 EB022363-03	93.310	Trans-NIH Research Support	(3,581)	-
Health and Human Services, Department of	Direct		5 U01 CA235487-03	93.310	Trans-NIH Research Support	457,656	156,045
Health and Human Services, Department of	Direct		5 U01 GM125274-04	93.310	Trans-NIH Research Support	616,036	-
Health and Human Services, Department of	Direct		5 U24 DK112342-05	93.310	Trans-NIH Research Support	1,514,097	-
Health and Human Services, Department of	Direct		5 U2CES030164-03	93.310	Trans-NIH Research Support	860,945	-
Health and Human Services, Department of	Pass-Through Cleveland Clinic Lerner College of Medicine		992-SUB	93.310	Trans-NIH Research Support	466	-
Health and Human Services, Department of	Pass-Through Duke University		A03-2345	93.310	Trans-NIH Research Support	77,364	-



University of Michigan  
Schedule of Expenditures of Federal Awards  
For the Year Ended June 30, 2020

Cluster Title/Federal Grantor/Program	Type	Pass-Through Grantor	Award Identifier	CFDA Number	CFDA Program Title	Federal Expenditures	Passed-Through to Subrecipients
Health and Human Services, Department of	Pass-Through Michigan State University		RC 108889UM	93.310	Trans-NIH Research Support	155,083	-
Health and Human Services, Department of	Pass-Through Michigan State University		RC106694A	93.310	Trans-NIH Research Support	(7,131)	-
Health and Human Services, Department of	Pass-Through Michigan State University		RC108889UM	93.310	Trans-NIH Research Support	480,611	-
Health and Human Services, Department of	Pass-Through Michigan State University		RG100983	93.310	Trans-NIH Research Support	21,423	-
Health and Human Services, Department of	Pass-Through Michigan State University		RG100983-2	93.310	Trans-NIH Research Support	3,210	-
Health and Human Services, Department of	Pass-Through Northeastern University		500626-78051	93.310	Trans-NIH Research Support	447,690	-
Health and Human Services, Department of	Pass-Through Northeastern University		500669-78051	93.310	Trans-NIH Research Support	438,228	-
Health and Human Services, Department of	Pass-Through Purdue University		11000549-014	93.310	Trans-NIH Research Support	294,046	-
Health and Human Services, Department of	Pass-Through The University of Texas Health Science Center at Houston		0012225A	93.310	Trans-NIH Research Support	26,412	-
Health and Human Services, Department of	Pass-Through Vanderbilt University Medical Center		VUMC 58159	93.310	Trans-NIH Research Support	9,864	-
Health and Human Services, Department of	Pass-Through Vanderbilt University Medical Center		VUMC 58159	93.310	Trans-NIH Research Support	11,280	-
						\$ 10,530,243	\$ 216,619
Health and Human Services, Department of	Direct		1 NU13PS003769-01-00	93.339	Public Health Conference Support	3,855	-
Health and Human Services, Department of	Direct		5 KL2 OD002241-05	93.350	National Center for Advancing Translational Sciences	1,296,141	-
Health and Human Services, Department of	Direct		5 U01 TR002013-03	93.350	National Center for Advancing Translational Sciences	663,841	388,593
Health and Human Services, Department of	Direct		5 U01 TR002488-03	93.350	National Center for Advancing Translational Sciences	876,469	284,430
Health and Human Services, Department of	Direct		5 UL1 TR002240-05	93.350	National Center for Advancing Translational Sciences	9,700,882	19,671
Health and Human Services, Department of	Direct		TL1 TR002242	93.350	National Center for Advancing Translational Sciences	721,061	-
Health and Human Services, Department of	Pass-Through Mayo Clinic		THE-254500/PO #66694845	93.350	National Center for Advancing Translational Sciences	181,136	-
Health and Human Services, Department of	Pass-Through University of Pittsburgh		AWD00000243 (132627-31)	93.350	National Center for Advancing Translational Sciences	100,049	-
Health and Human Services, Department of	Pass-Through University of Washington		UWSC11354 BPO26355	93.350	National Center for Advancing Translational Sciences	60,249	-
Health and Human Services, Department of	Pass-Through Washington University in St. Louis		UWSC10033 / BPO 26355	93.350	National Center for Advancing Translational Sciences	(342)	-
						\$ 13,599,486	\$ 692,694
Health and Human Services, Department of	Direct		1 S10 OD021619-01	93.351	Research Infrastructure Programs	(18,179)	-
Health and Human Services, Department of	Direct		1 S10 OD025203-01A1	93.351	Research Infrastructure Programs	698,907	-
Health and Human Services, Department of	Direct		1 S10OD026830-01	93.351	Research Infrastructure Programs	476,429	-
Health and Human Services, Department of	Direct		5 R21 OD024789-02	93.351	Research Infrastructure Programs	231,706	83,527
Health and Human Services, Department of	Pass-Through North Carolina State University		2018-0522-01	93.351	Research Infrastructure Programs	112,634	-
						\$ 1,501,497	\$ 83,527
Health and Human Services, Department of	Direct		3 U01 DE029255 01S1	93.353	21st Century Cures Act - Beau Biden Cancer Moonshot	374,460	1,275
Health and Human Services, Department of	Direct		4 U01CA224145-02	93.353	21st Century Cures Act - Beau Biden Cancer Moonshot	790,242	-
Health and Human Services, Department of	Pass-Through Dana-Farber Cancer Institute		124002	93.353	21st Century Cures Act - Beau Biden Cancer Moonshot	31,893	-
Health and Human Services, Department of	Pass-Through Dana-Farber Cancer Institute		1204001	93.353	21st Century Cures Act - Beau Biden Cancer Moonshot	7,314	-
Health and Human Services, Department of	Pass-Through Magee Womens Research Institute		6800	93.353	21st Century Cures Act - Beau Biden Cancer Moonshot	17,262	-
Health and Human Services, Department of	Pass-Through University of Minnesota		H006354701	93.353	21st Century Cures Act - Beau Biden Cancer Moonshot	78,938	-
						\$ 1,300,109	\$ 1,275
					Public Health Emergency Response: Cooperative Agreement		
Health and Human Services, Department of	Pass-Through Michigan, State of, Health and Human Services, Department of		E20203340-00 Project BV	93.354	for Emergency Response: Public Health Crisis Response	\$ 45,705	\$ -
Health and Human Services, Department of	Direct		4 UF1HP26979-03-07	93.359	Nurse Education, Practice Quality and Retention Grants	\$ 140,686	\$ -
Health and Human Services, Department of	Direct		6UD7HP28536-01-02	93.359	Nurse Education, Practice Quality and Retention Grants	144,884	143,954
						\$ 285,570	\$ 143,954
Health and Human Services, Department of	Direct		5 P20 NR015331-05	93.361	Nursing Research	\$ 64,239	\$ -
Health and Human Services, Department of	Direct		5 R01 NR013658-07	93.361	Nursing Research	88,834	-
Health and Human Services, Department of	Direct		5 R01 NR016093-05	93.361	Nursing Research	550,831	-
Health and Human Services, Department of	Direct		5 R01 NR016123-05	93.361	Nursing Research	594,859	16,394
Health and Human Services, Department of	Direct		5 R01 NR017096-05	93.361	Nursing Research	535,051	112,326
Health and Human Services, Department of	Direct		5 R21 NR016332-02	93.361	Nursing Research	84,950	-
Health and Human Services, Department of	Direct		5 R21 NR016802-02	93.361	Nursing Research	126,806	7,477
Health and Human Services, Department of	Direct		5 R21 NR016930-02	93.361	Nursing Research	202,396	31,085
Health and Human Services, Department of	Direct		T32 NR016914	93.361	Nursing Research	388,976	-
Health and Human Services, Department of	Pass-Through Indiana University		IN4679348UM	93.361	Nursing Research	101,728	-
Health and Human Services, Department of	Pass-Through Michigan State University		RC106854UM	93.361	Nursing Research	7,024	-
Health and Human Services, Department of	Pass-Through Michigan State University		RC110324UM	93.361	Nursing Research	185,804	-
Health and Human Services, Department of	Pass-Through The University of Texas MD Anderson Cancer Center		3001166284	93.361	Nursing Research	(1,817)	-
Health and Human Services, Department of	Pass-Through The University of Texas MD Anderson Cancer Center		3001379002	93.361	Nursing Research	10,732	-
Health and Human Services, Department of	Pass-Through Wayne State University		WSU19027	93.361	Nursing Research	44,874	-
						\$ 2,985,287	\$ 167,282
					Title: Multiple Approaches to Support Young Breast Cancer		
Health and Human Services, Department of	Pass-Through Michigan, State of, Health and Human Services, Department of		E20203484-00 / Project CF	93.376	Survivors and Metastatic Breast Cancer Patients	\$ 12,063	\$ -
Health and Human Services, Department of	Pass-Through Michigan, State of, Health and Human Services, Department of		E20201936-Project G	93.380	The CDC Public Health Cancer Genomics Program: Translating Research into Public Health Practice	\$ 15,107	\$ -
Health and Human Services, Department of	Pass-Through Michigan, State of, Health and Human Services, Department of		E20203338-Project D	93.380	The CDC Public Health Cancer Genomics Program: Translating Research into Public Health Practice	1,801	-
						\$ 16,908	\$ -
Health and Human Services, Department of	Pass-Through Michigan State University		RC103659UM	93.389	National Center for Research Resources	\$ 2,724	\$ -
Health and Human Services, Department of	Direct		1 F99 CA234810-01	93.393	Cancer Cause and Prevention Research	\$ 1,923	\$ -
Health and Human Services, Department of	Direct		3 R01 CA218116-02S1	93.393	Cancer Cause and Prevention Research	331,384	-
Health and Human Services, Department of	Direct		4 P01 CA163233-05	93.393	Cancer Cause and Prevention Research	1,369	-
Health and Human Services, Department of	Direct		5 F99 CA245825-02	93.393	Cancer Cause and Prevention Research	37,508	-
Health and Human Services, Department of	Direct		5 R01 CA129102-11	93.393	Cancer Cause and Prevention Research	303,339	78,850
Health and Human Services, Department of	Direct		5 R01 CA174768-05	93.393	Cancer Cause and Prevention Research	151,635	-
Health and Human Services, Department of	Direct		5 R01 CA189352-05	93.393	Cancer Cause and Prevention Research	153,532	-
Health and Human Services, Department of	Direct		5 R01 CA200731-05	93.393	Cancer Cause and Prevention Research	390,552	-
Health and Human Services, Department of	Direct		5 R01 CA201198-04	93.393	Cancer Cause and Prevention Research	378,438	-

University of Michigan  
 Schedule of Expenditures of Federal Awards  
 For the Year Ended June 30, 2020

Cluster Title/Federal Grantor/Program	Type	Pass-Through Grantor	Award Identifier	CFDA Number	CFDA Program Title	Federal Expenditures	Passed-Through to Subrecipients
Health and Human Services, Department of	Direct		5 R01 CA201356-05	93.393	Cancer Cause and Prevention Research	307,979	23,085
Health and Human Services, Department of	Direct		5 R01 CA201415-05	93.393	Cancer Cause and Prevention Research	432,920	268,748
Health and Human Services, Department of	Direct		5 R01 CA203542-05	93.393	Cancer Cause and Prevention Research	587,154	-
Health and Human Services, Department of	Direct		5 R01 CA206010-05	93.393	Cancer Cause and Prevention Research	359,021	-
Health and Human Services, Department of	Direct		5 R01 CA214829-04	93.393	Cancer Cause and Prevention Research	454,022	-
Health and Human Services, Department of	Direct		5 R01 CA215981-03	93.393	Cancer Cause and Prevention Research	202,109	-
Health and Human Services, Department of	Direct		5 R01 CA232263-02	93.393	Cancer Cause and Prevention Research	562,985	-
Health and Human Services, Department of	Direct		5 R01 CA237046-02	93.393	Cancer Cause and Prevention Research	157,305	9,430
Health and Human Services, Department of	Direct		5 R01 CA240991-02	93.393	Cancer Cause and Prevention Research	277,075	-
Health and Human Services, Department of	Direct		5 R01 CA242559-02	93.393	Cancer Cause and Prevention Research	19,224	-
Health and Human Services, Department of	Direct		5 R01CA212517 03	93.393	Cancer Cause and Prevention Research	129,097	9,213
Health and Human Services, Department of	Direct		5 R21 CA191186-04	93.393	Cancer Cause and Prevention Research	373	-
Health and Human Services, Department of	Direct		5 R21 CA201782-02	93.393	Cancer Cause and Prevention Research	(91,255)	-
Health and Human Services, Department of	Direct		5 R21 CA204560-03	93.393	Cancer Cause and Prevention Research	154,721	-
Health and Human Services, Department of	Direct		5 R21 CA219300-02	93.393	Cancer Cause and Prevention Research	(47,640)	-
Health and Human Services, Department of	Direct		5 R37 CA214787-03	93.393	Cancer Cause and Prevention Research	609,976	184,670
Health and Human Services, Department of	Direct		5 R37 CA222885-03	93.393	Cancer Cause and Prevention Research	554,674	-
Health and Human Services, Department of	Direct		5 R37 CA233476-03	93.393	Cancer Cause and Prevention Research	411,139	-
Health and Human Services, Department of	Direct		5 U01 CA182915-05	93.393	Cancer Cause and Prevention Research	197,863	18,607
Health and Human Services, Department of	Direct		5 U01 CA199284-05	93.393	Cancer Cause and Prevention Research	1,378,776	974,867
Health and Human Services, Department of	Direct		5 U24 CA204863-04	93.393	Cancer Cause and Prevention Research	693,063	315,322
Health and Human Services, Department of	Pass-Through	Arcascope Inc.	Research Agreement	93.393	Cancer Cause and Prevention Research	17,351	-
Health and Human Services, Department of	Pass-Through	Beckman Research Institute-City of Hope	62645.2008433.669301	93.393	Cancer Cause and Prevention Research	20,325	-
Health and Human Services, Department of	Pass-Through	Brown University	00001193	93.393	Cancer Cause and Prevention Research	15,024	-
Health and Human Services, Department of	Pass-Through	Brown University	00001193	93.393	Cancer Cause and Prevention Research	16,116	-
Health and Human Services, Department of	Pass-Through	Columbia University	5(GG012814-01)	93.393	Cancer Cause and Prevention Research	1,164	-
Health and Human Services, Department of	Pass-Through	Columbia University	5(GG012814-02)	93.393	Cancer Cause and Prevention Research	13,320	-
Health and Human Services, Department of	Pass-Through	Georgetown University	412187 GR411954-UM	93.393	Cancer Cause and Prevention Research	6,775	-
Health and Human Services, Department of	Pass-Through	Georgetown University	GR413124	93.393	Cancer Cause and Prevention Research	419	-
Health and Human Services, Department of	Pass-Through	Harvard University	112185-5101412	93.393	Cancer Cause and Prevention Research	(3,190)	-
Health and Human Services, Department of	Pass-Through	Harvard University	112185-5101412	93.393	Cancer Cause and Prevention Research	3,685	-
Health and Human Services, Department of	Pass-Through	Harvard University	112185-5101412	93.393	Cancer Cause and Prevention Research	30,208	-
Health and Human Services, Department of	Pass-Through	Hutchinson, Fred, Cancer Research Center	0000954436	93.393	Cancer Cause and Prevention Research	28,743	-
Health and Human Services, Department of	Pass-Through	Hutchinson, Fred, Cancer Research Center	0000956874	93.393	Cancer Cause and Prevention Research	5,620	-
Health and Human Services, Department of	Pass-Through	Hutchinson, Fred, Cancer Research Center	0001000611	93.393	Cancer Cause and Prevention Research	191,113	-
Health and Human Services, Department of	Pass-Through	Hutchinson, Fred, Cancer Research Center	0001001698/218121	93.393	Cancer Cause and Prevention Research	23,059	-
Health and Human Services, Department of	Pass-Through	ImBio	22	93.393	Cancer Cause and Prevention Research	(1,632)	-
Health and Human Services, Department of	Pass-Through	ImBio	1 R44 CA210825 02	93.393	Cancer Cause and Prevention Research	50,697	-
Health and Human Services, Department of	Pass-Through	ImBio	20-4	93.393	Cancer Cause and Prevention Research	192,207	-
Health and Human Services, Department of	Pass-Through	ImBio	22-03	93.393	Cancer Cause and Prevention Research	33,683	-
Health and Human Services, Department of	Pass-Through	InheRET, Inc.	PA-18-576	93.393	Cancer Cause and Prevention Research	61,148	-
Health and Human Services, Department of	Pass-Through	Medical College of Wisconsin	Prime: 1 R01 CA232433-01A1	93.393	Cancer Cause and Prevention Research	166,496	-
Health and Human Services, Department of	Pass-Through	Memorial Sloan-Kettering Cancer Center (MSKCC)	BDS19865A	93.393	Cancer Cause and Prevention Research	(9,762)	-
Health and Human Services, Department of	Pass-Through	Memorial Sloan-Kettering Cancer Center (MSKCC)	BDS19865A	93.393	Cancer Cause and Prevention Research	8,337	-
Health and Human Services, Department of	Pass-Through	Moffitt Cancer Center	10-19731-99-01-G1	93.393	Cancer Cause and Prevention Research	2,910	-
Health and Human Services, Department of	Pass-Through	Northwestern University	28	93.393	Cancer Cause and Prevention Research	68,383	-
Health and Human Services, Department of	Pass-Through	Northwestern University	60041989 UM	93.393	Cancer Cause and Prevention Research	(78,367)	-
Health and Human Services, Department of	Pass-Through	Northwestern University	60041989 UM	93.393	Cancer Cause and Prevention Research	157,323	-
Health and Human Services, Department of	Pass-Through	Ohio State University, The	60064997	93.393	Cancer Cause and Prevention Research	66,517	-
Health and Human Services, Department of	Pass-Through	Ohio State University, The	60065296	93.393	Cancer Cause and Prevention Research	122,145	-
Health and Human Services, Department of	Pass-Through	ProDevice Medical Supplies and Equipment LLC	Award Letter	93.393	Cancer Cause and Prevention Research	30,494	-
Health and Human Services, Department of	Pass-Through	Purdue University	4102-41070	93.393	Cancer Cause and Prevention Research	(3)	-
Health and Human Services, Department of	Pass-Through	Stanford University	61795885-129906	93.393	Cancer Cause and Prevention Research	168,741	-
Health and Human Services, Department of	Pass-Through	The University of Texas MD Anderson Cancer Center	3001207376	93.393	Cancer Cause and Prevention Research	52,744	-
Health and Human Services, Department of	Pass-Through	The University of Texas MD Anderson Cancer Center	3001216083	93.393	Cancer Cause and Prevention Research	9,721	-
Health and Human Services, Department of	Pass-Through	The University of Texas MD Anderson Cancer Center	R01CA214954	93.393	Cancer Cause and Prevention Research	(11,750)	-
Health and Human Services, Department of	Pass-Through	The University of Texas MD Anderson Cancer Center	Subaward No. 3000993722	93.393	Cancer Cause and Prevention Research	1,562	-
Health and Human Services, Department of	Pass-Through	University of Minnesota	N006662505	93.393	Cancer Cause and Prevention Research	(11,809)	-
Health and Human Services, Department of	Pass-Through	University of North Carolina at Chapel Hill	5106265	93.393	Cancer Cause and Prevention Research	29,276	-
Health and Human Services, Department of	Pass-Through	University of Pittsburgh	0057797 (130855?1)	93.393	Cancer Cause and Prevention Research	(3,979)	-
Health and Human Services, Department of	Pass-Through	University of Pittsburgh	CNVA00057797 (130855-1)	93.393	Cancer Cause and Prevention Research	13,052	-
Health and Human Services, Department of	Pass-Through	University of Pittsburgh	CNVA00057797 (130855-1)93.393	93.393	Cancer Cause and Prevention Research	4,240	-
Health and Human Services, Department of	Pass-Through	University of South Carolina	18-3419	93.393	Cancer Cause and Prevention Research	25,537	-
Health and Human Services, Department of	Pass-Through	University of Southern California	65281593	93.393	Cancer Cause and Prevention Research	2,188	-
Health and Human Services, Department of	Pass-Through	University of Utah	10045740-06	93.393	Cancer Cause and Prevention Research	36,248	-
Health and Human Services, Department of	Pass-Through	University of Utah	10045740-06	93.393	Cancer Cause and Prevention Research	53,836	-
						\$ 10,710,176	\$ 1,882,792
Health and Human Services, Department of	Direct		1 R01 CA226527-01	93.394	Cancer Detection and Diagnosis Research	\$ 21,164	\$ -
Health and Human Services, Department of	Direct		1 R01CA240706-01A1	93.394	Cancer Detection and Diagnosis Research	19,349	-
Health and Human Services, Department of	Direct		5 P01 CA085878-14	93.394	Cancer Detection and Diagnosis Research	(13,008)	-
Health and Human Services, Department of	Direct		5 R01 CA160254-09	93.394	Cancer Detection and Diagnosis Research	465,171	-
Health and Human Services, Department of	Direct		5 R01 CA186769-05	93.394	Cancer Detection and Diagnosis Research	2,213	-
Health and Human Services, Department of	Direct		5 R01 CA190299-05	93.394	Cancer Detection and Diagnosis Research	616,699	319,810
Health and Human Services, Department of	Direct		5 R01 CA194536-05	93.394	Cancer Detection and Diagnosis Research	540,117	-

University of Michigan  
 Schedule of Expenditures of Federal Awards  
 For the Year Ended June 30, 2020

Cluster Title/Federal Grantor/Program	Type	Pass-Through Grantor	Award Identifier	CFDA Number	CFDA Program Title	Federal Expenditures	Passed-Through to Subrecipients
Health and Human Services, Department of	Direct		5 R01 CA208335-05	93.394	Cancer Detection and Diagnosis Research	814,243	-
Health and Human Services, Department of	Direct		5 R01 CA210237-05	93.394	Cancer Detection and Diagnosis Research	335,189	-
Health and Human Services, Department of	Direct		5 R01 CA211217-04	93.394	Cancer Detection and Diagnosis Research	478,457	-
Health and Human Services, Department of	Direct		5 R01 CA214981-04	93.394	Cancer Detection and Diagnosis Research	560,564	-
Health and Human Services, Department of	Direct		5 R01 CA215574-04	93.394	Cancer Detection and Diagnosis Research	373,789	103,225
Health and Human Services, Department of	Direct		5 R01 CA217954-03	93.394	Cancer Detection and Diagnosis Research	420,168	-
Health and Human Services, Department of	Direct		5 R01 CA238023-03	93.394	Cancer Detection and Diagnosis Research	603,642	-
Health and Human Services, Department of	Direct		5 R21 CA245597-02	93.394	Cancer Detection and Diagnosis Research	54,033	-
Health and Human Services, Department of	Direct		5 R33 CA202867-03	93.394	Cancer Detection and Diagnosis Research	(17,279)	-
Health and Human Services, Department of	Direct		5 R33 CA229023-03	93.394	Cancer Detection and Diagnosis Research	507,310	-
Health and Human Services, Department of	Direct		5 R35 CA197701-06	93.394	Cancer Detection and Diagnosis Research	1,011,721	-
Health and Human Services, Department of	Direct		5 R35 CA231996-03	93.394	Cancer Detection and Diagnosis Research	951,686	-
Health and Human Services, Department of	Direct		5 R37 CA214955-05	93.394	Cancer Detection and Diagnosis Research	555,992	144,732
Health and Human Services, Department of	Direct		5 R37 CA222829-03	93.394	Cancer Detection and Diagnosis Research	365,711	-
Health and Human Services, Department of	Direct		5 R50 CA 221808 - 03	93.394	Cancer Detection and Diagnosis Research	68,976	-
Health and Human Services, Department of	Direct		5 U01 CA086400-20	93.394	Cancer Detection and Diagnosis Research	711,538	196,485
Health and Human Services, Department of	Direct		5 U01 CA166104-08	93.394	Cancer Detection and Diagnosis Research	506,334	22,338
Health and Human Services, Department of	Direct		5 U01 CA179106-04	93.394	Cancer Detection and Diagnosis Research	(1,643)	-
Health and Human Services, Department of	Direct		5 U01 CA183848-06	93.394	Cancer Detection and Diagnosis Research	266,583	-
Health and Human Services, Department of	Direct		5 U01 CA189291-04	93.394	Cancer Detection and Diagnosis Research	140,482	-
Health and Human Services, Department of	Direct		5 U01 CA195599-05	93.394	Cancer Detection and Diagnosis Research	289,208	-
Health and Human Services, Department of	Direct		5 U01 CA214170-05	93.394	Cancer Detection and Diagnosis Research	657,344	-
Health and Human Services, Department of	Direct		5 U01 CA216459-04	93.394	Cancer Detection and Diagnosis Research	430,414	3,630
Health and Human Services, Department of	Direct		5 U01 CA225753-04	93.394	Cancer Detection and Diagnosis Research	430,652	252,739
Health and Human Services, Department of	Direct		5 U01 CA230669-03	93.394	Cancer Detection and Diagnosis Research	540,371	-
Health and Human Services, Department of	Direct		5 U01 CA232931-03	93.394	Cancer Detection and Diagnosis Research	503,210	-
Health and Human Services, Department of	Direct		5 U24 CA210967-05	93.394	Cancer Detection and Diagnosis Research	785,615	-
Health and Human Services, Department of	Direct		5 U24 CA237683-02	93.394	Cancer Detection and Diagnosis Research	448,083	-
Health and Human Services, Department of	Pass-Through Case Western Reserve University		RES513628	93.394	Cancer Detection and Diagnosis Research	569	-
Health and Human Services, Department of	Pass-Through Case Western Reserve University		RES514682	93.394	Cancer Detection and Diagnosis Research	4,596	-
Health and Human Services, Department of	Pass-Through Columbia University		1(GG012885-01)	93.394	Cancer Detection and Diagnosis Research	5,081	-
Health and Human Services, Department of	Pass-Through HealthPartners Institute for Education and Research		X1301200MICH	93.394	Cancer Detection and Diagnosis Research	(88)	-
Health and Human Services, Department of	Pass-Through Hutchinson, Fred, Cancer Research Center		0001037925/220177	93.394	Cancer Detection and Diagnosis Research	73,927	-
Health and Human Services, Department of	Pass-Through Hutchinson, Fred, Cancer Research Center		220177/0001000124	93.394	Cancer Detection and Diagnosis Research	811,439	-
Health and Human Services, Department of	Pass-Through Hutchinson, Fred, Cancer Research Center		224533/0001006856	93.394	Cancer Detection and Diagnosis Research	17,339	-
Health and Human Services, Department of	Pass-Through Hutchinson, Fred, Cancer Research Center		Subaward No. 0000961971	93.394	Cancer Detection and Diagnosis Research	(111,683)	-
Health and Human Services, Department of	Pass-Through Johns Hopkins University		2004268666	93.394	Cancer Detection and Diagnosis Research	43,437	-
Health and Human Services, Department of	Pass-Through Johns Hopkins University		5U01CA210170-03	93.394	Cancer Detection and Diagnosis Research	45,174	-
Health and Human Services, Department of	Pass-Through Research Institute at Nationwide Children's Hospital		700110-0320-03	93.394	Cancer Detection and Diagnosis Research	24,550	-
Health and Human Services, Department of	Pass-Through Sloan-Kettering Cancer Institute		Amendment #2	93.394	Cancer Detection and Diagnosis Research	17,194	-
Health and Human Services, Department of	Pass-Through Sloan-Kettering Cancer Institute		Subaward Agreement	93.394	Cancer Detection and Diagnosis Research	9,351	-
Health and Human Services, Department of	Pass-Through The University of Texas MD Anderson Cancer Center		00004191	93.394	Cancer Detection and Diagnosis Research	1,158	-
Health and Human Services, Department of	Pass-Through The University of Texas MD Anderson Cancer Center		3001270326	93.394	Cancer Detection and Diagnosis Research	34,050	-
Health and Human Services, Department of	Pass-Through The University of Texas Southwestern Medical Center		GMO 180111 PO RGC0000001422	93.394	Cancer Detection and Diagnosis Research	(413)	-
Health and Human Services, Department of	Pass-Through The University of Texas Southwestern Medical Center		GMO 180111 PO# 000001422A	93.394	Cancer Detection and Diagnosis Research	15,158	-
Health and Human Services, Department of	Pass-Through The University of Texas Southwestern Medical Center		GMO 191109	93.394	Cancer Detection and Diagnosis Research	15,108	-
Health and Human Services, Department of	Pass-Through The University of Texas Southwestern Medical Center		GMO191109 PO000001628A	93.394	Cancer Detection and Diagnosis Research	121,106	-
Health and Human Services, Department of	Pass-Through University of Akron		542717-UM	93.394	Cancer Detection and Diagnosis Research	25,198	-
Health and Human Services, Department of	Pass-Through University of California-San Diego		112292279 (MP S#9002291)	93.394	Cancer Detection and Diagnosis Research	91,695	-
Health and Human Services, Department of	Pass-Through University of Washington		UWSC8459	93.394	Cancer Detection and Diagnosis Research	290,010	-
Health and Human Services, Department of	Pass-Through Virginia Polytechnic Institute and State University		432045-19337	93.394	Cancer Detection and Diagnosis Research	36,612	-
						\$ 16,014,666	\$ 1,042,959
Health and Human Services, Department of	Direct		1 R21 CA252428-01	93.395	Cancer Treatment Research	\$ 9,187	\$ -
Health and Human Services, Department of	Direct		2 R01 CA217156-03	93.395	Cancer Treatment Research	291,946	11,505
Health and Human Services, Department of	Direct		4 R01 CA163737-05	93.395	Cancer Treatment Research	970	-
Health and Human Services, Department of	Direct		4 R01 CA166033-05	93.395	Cancer Treatment Research	(374)	-
Health and Human Services, Department of	Direct		5 P01 CA059827-20	93.395	Cancer Treatment Research	326,144	-
Health and Human Services, Department of	Direct		5 R00 - CA197672-05	93.395	Cancer Treatment Research	192,646	-
Health and Human Services, Department of	Direct		5 R00 CA194163-05	93.395	Cancer Treatment Research	87,330	-
Health and Human Services, Department of	Direct		5 R01 CA133046-10	93.395	Cancer Treatment Research	34,833	-
Health and Human Services, Department of	Direct		5 R01 CA140667-10	93.395	Cancer Treatment Research	319,897	-
Health and Human Services, Department of	Direct		5 R01 CA160467-10	93.395	Cancer Treatment Research	281,423	12,714
Health and Human Services, Department of	Direct		5 R01 CA181654-06	93.395	Cancer Treatment Research	419,213	57,421
Health and Human Services, Department of	Direct		5 R01 CA184153-05	93.395	Cancer Treatment Research	350,543	-
Health and Human Services, Department of	Direct		5 R01 CA188252-06	93.395	Cancer Treatment Research	555,442	-
Health and Human Services, Department of	Direct		5 R01 CA188323-05	93.395	Cancer Treatment Research	(2,698)	-
Health and Human Services, Department of	Direct		5 R01 CA190498-06	93.395	Cancer Treatment Research	453,997	-
Health and Human Services, Department of	Direct		5 R01 CA193690-05	93.395	Cancer Treatment Research	496,865	-
Health and Human Services, Department of	Direct		5 R01 CA197780-05	93.395	Cancer Treatment Research	459,962	22,454
Health and Human Services, Department of	Direct		5 R01 CA200660-05	93.395	Cancer Treatment Research	329,100	-
Health and Human Services, Department of	Direct		5 R01 CA201204-03	93.395	Cancer Treatment Research	273,758	-
Health and Human Services, Department of	Direct		5 R01 CA207272-05	93.395	Cancer Treatment Research	274,393	408
Health and Human Services, Department of	Direct		5 R01 CA208267-04	93.395	Cancer Treatment Research	607,444	-
Health and Human Services, Department of	Direct		5 R01 CA211016-05	93.395	Cancer Treatment Research	413,824	-

University of Michigan  
 Schedule of Expenditures of Federal Awards  
 For the Year Ended June 30, 2020

Cluster Title/Federal Grantor/Program	Type	Pass-Through Grantor	Award Identifier	CFDA Number	CFDA Program Title	Federal Expenditures	Passed-Through to Subrecipients
Health and Human Services, Department of	Direct		5 R01 CA213214-02	93.395	Cancer Treatment Research	385,387	-
Health and Human Services, Department of	Direct		5 R01 CA214567-03	93.395	Cancer Treatment Research	543,966	255,702
Health and Human Services, Department of	Direct		5 R01 CA215758-05	93.395	Cancer Treatment Research	426,444	-
Health and Human Services, Department of	Direct		5 R01 CA219345-04	93.395	Cancer Treatment Research	381,443	-
Health and Human Services, Department of	Direct		5 R01 CA220199-04	93.395	Cancer Treatment Research	310,628	-
Health and Human Services, Department of	Direct		5 R01 CA226759-03	93.395	Cancer Treatment Research	438,892	-
Health and Human Services, Department of	Direct		5 R01 CA233487-02	93.395	Cancer Treatment Research	528,758	-
Health and Human Services, Department of	Direct		5 R01 CA235726-03	93.395	Cancer Treatment Research	284,288	12,006
Health and Human Services, Department of	Direct		5 R01 CA240514-02	93.395	Cancer Treatment Research	12,511	-
Health and Human Services, Department of	Direct		5 R01 CA240515-02	93.395	Cancer Treatment Research	102,406	-
Health and Human Services, Department of	Direct		5 R01 CA241764-02	93.395	Cancer Treatment Research	402,093	-
Health and Human Services, Department of	Direct		5 R01 CA244254-02	93.395	Cancer Treatment Research	110,526	-
Health and Human Services, Department of	Direct		5 R01 CA244509-02	93.395	Cancer Treatment Research	89,763	-
Health and Human Services, Department of	Direct		5 R01CA217141-04	93.395	Cancer Treatment Research	439,073	211,656
Health and Human Services, Department of	Direct		5 R01CA248310-02	93.395	Cancer Treatment Research	71,910	-
Health and Human Services, Department of	Direct		5 R21 CA218498-02	93.395	Cancer Treatment Research	(380)	-
Health and Human Services, Department of	Direct		5 R21 CA226962-02	93.395	Cancer Treatment Research	254,422	-
Health and Human Services, Department of	Direct		5 R21 CA234760-02	93.395	Cancer Treatment Research	112,225	22,717
Health and Human Services, Department of	Direct		5 R37 CA222215-02	93.395	Cancer Treatment Research	571,720	-
Health and Human Services, Department of	Direct		5 R37 CA237421-02	93.395	Cancer Treatment Research	317,176	-
Health and Human Services, Department of	Direct		5 U01 CA216449-05	93.395	Cancer Treatment Research	562,201	-
Health and Human Services, Department of	Direct		5 U01 CA229437-03	93.395	Cancer Treatment Research	687,944	463,893
Health and Human Services, Department of	Direct		5 U10 CA180801-05	93.395	Cancer Treatment Research	(916)	-
Health and Human Services, Department of	Direct		5 UG1 CA233160-03	93.395	Cancer Treatment Research	801,201	-
Health and Human Services, Department of	Pass-Through	Case Western Reserve University	RES513951	93.395	Cancer Treatment Research	17,213	-
Health and Human Services, Department of	Pass-Through	Case Western Reserve University	RES514400	93.395	Cancer Treatment Research	16,240	-
Health and Human Services, Department of	Pass-Through	Cold Spring Harbor Lab	55600215	93.395	Cancer Treatment Research	5,458	-
Health and Human Services, Department of	Pass-Through	Colorado State University	G-33008-1	93.395	Cancer Treatment Research	(3,240)	-
Health and Human Services, Department of	Pass-Through	ECOG-ACRIN Medical Research Foundation, Inc	1UG1CA18928-01-MICH1	93.395	Cancer Treatment Research	680	-
Health and Human Services, Department of	Pass-Through	ECOG-ACRIN Medical Research Foundation, Inc	5UG1CA189828-04-MICH4	93.395	Cancer Treatment Research	(1,190)	-
Health and Human Services, Department of	Pass-Through	ECOG-ACRIN Medical Research Foundation, Inc	5UG1CA189828-05	93.395	Cancer Treatment Research	9,461	-
Health and Human Services, Department of	Pass-Through	Emory University	T791626	93.395	Cancer Treatment Research	196,972	-
Health and Human Services, Department of	Pass-Through	Indiana University	IN4684921UM	93.395	Cancer Treatment Research	228,566	-
Health and Human Services, Department of	Pass-Through	Massachusetts General Hospital	Subaward Agreement No. 235469	93.395	Cancer Treatment Research	48,189	-
Health and Human Services, Department of	Pass-Through	Mekanistic Therapeutics LLC	2R44CA213715	93.395	Cancer Treatment Research	200,957	-
Health and Human Services, Department of	Pass-Through	NRG Oncology	NRGCC006-UM	93.395	Cancer Treatment Research	19,534	-
Health and Human Services, Department of	Pass-Through	Ohio State University, The	60067041/RF01531328	93.395	Cancer Treatment Research	17,603	-
Health and Human Services, Department of	Pass-Through	Oregon Health and Science University	1005019_UMI	93.395	Cancer Treatment Research	615	-
Health and Human Services, Department of	Pass-Through	Oregon Health and Science University	1005019_UMI_Leja	93.395	Cancer Treatment Research	2,233	-
Health and Human Services, Department of	Pass-Through	Oregon Health and Science University	1005019_UMI_Leja	93.395	Cancer Treatment Research	112,099	-
Health and Human Services, Department of	Pass-Through	Oregon Health and Science University	1005019_UMI_Rae	93.395	Cancer Treatment Research	682	-
Health and Human Services, Department of	Pass-Through	Oregon Health and Science University	1013080_UMICHIGAN	93.395	Cancer Treatment Research	53,375	-
Health and Human Services, Department of	Pass-Through	Purdue University	11000501-004	93.395	Cancer Treatment Research	45,644	-
Health and Human Services, Department of	Pass-Through	Rutgers University	0768	93.395	Cancer Treatment Research	1,106	-
Health and Human Services, Department of	Pass-Through	Rutgers University	0768	93.395	Cancer Treatment Research	72,553	-
Health and Human Services, Department of	Pass-Through	The Children's Hospital of Philadelphia	FP00026529_SUB535_01 PO#201107	93.395	Cancer Treatment Research	7,557	-
Health and Human Services, Department of	Pass-Through	The Children's Hospital of Philadelphia	Work Order	93.395	Cancer Treatment Research	6,476	-
Health and Human Services, Department of	Pass-Through	The Icahn School of Medicine at Mount Sinai (ISMMS)	0254-3861-4609	93.395	Cancer Treatment Research	7,189	-
Health and Human Services, Department of	Pass-Through	The Icahn School of Medicine at Mount Sinai (ISMMS)	0254-3871-4609	93.395	Cancer Treatment Research	99,552	-
Health and Human Services, Department of	Pass-Through	University of Notre Dame, The	203176UM	93.395	Cancer Treatment Research	177,856	-
Health and Human Services, Department of	Pass-Through	University of Notre Dame, The	203234UM	93.395	Cancer Treatment Research	50,523	-
Health and Human Services, Department of	Pass-Through	University of Notre Dame, The	203531UM	93.395	Cancer Treatment Research	58,572	-
						\$ 15,462,001	\$ 1,070,476
Health and Human Services, Department of	Direct		1 R01 CA247516-01A1	93.396	Cancer Biology Research	80,258	-
Health and Human Services, Department of	Direct		1 U01 CA243075-01A1	93.396	Cancer Biology Research	5,129	-
Health and Human Services, Department of	Direct		2 UH2 CA213386-02	93.396	Cancer Biology Research	(101)	-
Health and Human Services, Department of	Direct		5 P01 CA093900-14	93.396	Cancer Biology Research	1,511,100	217,889
Health and Human Services, Department of	Direct		5 R01 CA071699-22	93.396	Cancer Biology Research	217,237	-
Health and Human Services, Department of	Direct		5 R01 CA107469-15	93.396	Cancer Biology Research	215,682	-
Health and Human Services, Department of	Direct		5 R01 CA1090554-05	93.396	Cancer Biology Research	297,581	-
Health and Human Services, Department of	Direct		5 R01 CA125577-12	93.396	Cancer Biology Research	341,397	-
Health and Human Services, Department of	Direct		5 R01 CA148828-10	93.396	Cancer Biology Research	196,200	-
Health and Human Services, Department of	Direct		5 R01 CA151588-10	93.396	Cancer Biology Research	559,547	-
Health and Human Services, Department of	Direct		5 R01 CA156744-10	93.396	Cancer Biology Research	365,704	-
Health and Human Services, Department of	Direct		5 R01 CA173745-07	93.396	Cancer Biology Research	(12,203)	-
Health and Human Services, Department of	Direct		5 R01 CA187903-05	93.396	Cancer Biology Research	228,388	-
Health and Human Services, Department of	Direct		5 R01 CA190176-05	93.396	Cancer Biology Research	178,949	-
Health and Human Services, Department of	Direct		5 R01 CA190384-05	93.396	Cancer Biology Research	423,532	266,192
Health and Human Services, Department of	Direct		5 R01 CA193136-05	93.396	Cancer Biology Research	478,969	-
Health and Human Services, Department of	Direct		5 R01 CA196018-05	93.396	Cancer Biology Research	308,749	99,316
Health and Human Services, Department of	Direct		5 R01 CA196604-05	93.396	Cancer Biology Research	159,633	-
Health and Human Services, Department of	Direct		5 R01 CA196619-03	93.396	Cancer Biology Research	(1,930)	-
Health and Human Services, Department of	Direct		5 R01 CA198074-05	93.396	Cancer Biology Research	479,966	-
Health and Human Services, Department of	Direct		5 R01 CA202018-05	93.396	Cancer Biology Research	276,662	-

University of Michigan  
 Schedule of Expenditures of Federal Awards  
 For the Year Ended June 30, 2020

Cluster Title/Federal Grantor/Program	Type	Pass-Through Grantor	Award Identifier	CFDA Number	CFDA Program Title	Federal Expenditures	Passed-Through to Subrecipients
Health and Human Services, Department of	Direct		5 R01 CA204969-05	93.396	Cancer Biology Research	488,666	130,874
Health and Human Services, Department of	Direct		5 R01 CA214384-09	93.396	Cancer Biology Research	361,768	-
Health and Human Services, Department of	Direct		5 R01 CA214911-03	93.396	Cancer Biology Research	398,436	-
Health and Human Services, Department of	Direct		5 R01 CA215596-04	93.396	Cancer Biology Research	441,031	-
Health and Human Services, Department of	Direct		5 R01 CA217510-04	93.396	Cancer Biology Research	712,357	-
Health and Human Services, Department of	Direct		5 R01 CA227622-03	93.396	Cancer Biology Research	548,060	131,823
Health and Human Services, Department of	Direct		5 R01 CA236722-02	93.396	Cancer Biology Research	217,169	-
Health and Human Services, Department of	Direct		5 R01 CA240993-02	93.396	Cancer Biology Research	756,744	159,192
Health and Human Services, Department of	Direct		5 R01 CA243916-02	93.396	Cancer Biology Research	117,772	-
Health and Human Services, Department of	Direct		5 R01CA241947-02	93.396	Cancer Biology Research	138,510	-
Health and Human Services, Department of	Direct		5 R01CA248160 02	93.396	Cancer Biology Research	112,560	-
Health and Human Services, Department of	Direct		5 R03 CA212990-02	93.396	Cancer Biology Research	(14,093)	-
Health and Human Services, Department of	Direct		5 R21 CA214233-03	93.396	Cancer Biology Research	194,665	-
Health and Human Services, Department of	Direct		5 R35 CA197585-06	93.396	Cancer Biology Research	547,249	-
Health and Human Services, Department of	Direct		5 R50 CA221807 03	93.396	Cancer Biology Research	199,231	-
Health and Human Services, Department of	Direct		5 R50 CA232985-03	93.396	Cancer Biology Research	69,378	-
Health and Human Services, Department of	Direct		5 U01 CA210152-05	93.396	Cancer Biology Research	437,985	-
Health and Human Services, Department of	Direct		5 UH3CA213386-05	93.396	Cancer Biology Research	169,378	-
Health and Human Services, Department of	Direct		5R01CA226756-03	93.396	Cancer Biology Research	521,508	-
Health and Human Services, Department of	Pass-Through Arizona State University		18-323	93.396	Cancer Biology Research	(1,556)	-
Health and Human Services, Department of	Pass-Through Arizona State University		ASUB000000412	93.396	Cancer Biology Research	72,999	-
Health and Human Services, Department of	Pass-Through Baylor College of Medicine		7000001016	93.396	Cancer Biology Research	34,370	-
Health and Human Services, Department of	Pass-Through Beth Israel Deaconess Medical Center		01029116	93.396	Cancer Biology Research	9,319	-
Health and Human Services, Department of	Pass-Through Beth Israel Deaconess Medical Center		01029116	93.396	Cancer Biology Research	96,498	-
Health and Human Services, Department of	Pass-Through Beth Israel Deaconess Medical Center		Sub award 01029116	93.396	Cancer Biology Research	(1,411)	-
Health and Human Services, Department of	Pass-Through Columbia University		1 GG012766-01	93.396	Cancer Biology Research	11,937	-
Health and Human Services, Department of	Pass-Through Kaiser Permanente Research Foundation Institute		RNG209451-MICH-02	93.396	Cancer Biology Research	6,793	-
Health and Human Services, Department of	Pass-Through Kaiser Permanente Research Foundation Institute		RNG209451-MICH-02	93.396	Cancer Biology Research	22,646	-
Health and Human Services, Department of	Pass-Through Magee Womens Research Institute		6807	93.396	Cancer Biology Research	236,433	-
Health and Human Services, Department of	Pass-Through Magee Womens Research Institute		6810-UM	93.396	Cancer Biology Research	13,808	-
Health and Human Services, Department of	Pass-Through Magee Womens Research Institute		6819UM	93.396	Cancer Biology Research	3,248	-
Health and Human Services, Department of	Pass-Through Mayo Clinic		UOM-208812-03/PO 66379143	93.396	Cancer Biology Research	6,494	-
Health and Human Services, Department of	Pass-Through Mayo Clinic		UOM-208812-04	93.396	Cancer Biology Research	9,426	-
Health and Human Services, Department of	Pass-Through Medical College of Wisconsin		1 R01 CA223804-01 FP11970	93.396	Cancer Biology Research	(26,349)	-
Health and Human Services, Department of	Pass-Through Medical College of Wisconsin		FP11970	93.396	Cancer Biology Research	119,744	-
Health and Human Services, Department of	Pass-Through Purdue University		11000689-008	93.396	Cancer Biology Research	132,333	-
Health and Human Services, Department of	Pass-Through Texas A & M University		M1902041	93.396	Cancer Biology Research	308,669	-
Health and Human Services, Department of	Pass-Through The University of Texas MD Anderson Cancer Center		3001109844	93.396	Cancer Biology Research	92,758	-
Health and Human Services, Department of	Pass-Through The University of Texas MD Anderson Cancer Center		3001141555	93.396	Cancer Biology Research	48,824	-
Health and Human Services, Department of	Pass-Through University of Southern California		109811409	93.396	Cancer Biology Research	22,839	-
Health and Human Services, Department of	Pass-Through University of Southern California		109659374/PO50728339	93.396	Cancer Biology Research	30,664	-
						\$ 13,979,309	\$ 1,005,286
Health and Human Services, Department of	Direct		3 P30 CA046592-28S5	93.397	Cancer Centers Support Grants	(4)	-
Health and Human Services, Department of	Direct		3 P30 CA046592-31S8	93.397	Cancer Centers Support Grants	6,660,984	3,196
Health and Human Services, Department of	Direct		3 P50 CA186786-07S1	93.397	Cancer Centers Support Grants	1,083,091	42,614
Health and Human Services, Department of	Direct		3 U54 CA163059-09S1	93.397	Cancer Centers Support Grants	820,140	139,777
Health and Human Services, Department of	Direct		5 P50 CA186786-05	93.397	Cancer Centers Support Grants	409,464	279
Health and Human Services, Department of	Direct		5 R01 CA193377-05	93.397	Cancer Centers Support Grants	266,333	-
Health and Human Services, Department of	Pass-Through Hutchinson, Fred, Cancer Research Center		0001016370	93.397	Cancer Centers Support Grants	84,412	-
Health and Human Services, Department of	Pass-Through Weill Cornell Medical College of Cornell University		183700-01	93.397	Cancer Centers Support Grants	3,926	-
Health and Human Services, Department of	Pass-Through Weill Cornell Medical College of Cornell University		193822-2	93.397	Cancer Centers Support Grants	113,057	-
						\$ 9,441,403	\$ 185,866
Health and Human Services, Department of	Direct		1 F32 CA232332-01	93.398	Cancer Research Manpower	(5,756)	-
Health and Human Services, Department of	Direct		1 K99 CA241357-01A1	93.398	Cancer Research Manpower	18,933	-
Health and Human Services, Department of	Direct		5 F30 CA200328-02	93.398	Cancer Research Manpower	(4,328)	-
Health and Human Services, Department of	Direct		5 F30 CA210379-03	93.398	Cancer Research Manpower	4,884	-
Health and Human Services, Department of	Direct		5 F30 CA228228-03	93.398	Cancer Research Manpower	26,613	-
Health and Human Services, Department of	Direct		5 F31 CA206341-03	93.398	Cancer Research Manpower	(4,276)	-
Health and Human Services, Department of	Direct		5 F31 CA220966-03	93.398	Cancer Research Manpower	27,203	-
Health and Human Services, Department of	Direct		5 F31 CA221066-02	93.398	Cancer Research Manpower	24,438	-
Health and Human Services, Department of	Direct		5 F31 CA224804-02	93.398	Cancer Research Manpower	22,748	-
Health and Human Services, Department of	Direct		5 F31 CA224982-02	93.398	Cancer Research Manpower	(9,766)	-
Health and Human Services, Department of	Direct		5 F31 CA232655-02	93.398	Cancer Research Manpower	43,674	-
Health and Human Services, Department of	Direct		5 F31 CA243344-02	93.398	Cancer Research Manpower	36,959	-
Health and Human Services, Department of	Direct		5 F31 CA247457-02	93.398	Cancer Research Manpower	22,928	-
Health and Human Services, Department of	Direct		5 F32 CA228262-03	93.398	Cancer Research Manpower	64,330	-
Health and Human Services, Department of	Direct		5 F32 CA228328-02	93.398	Cancer Research Manpower	44,638	-
Health and Human Services, Department of	Direct		5 F32 CA243421 - 02	93.398	Cancer Research Manpower	59,912	-
Health and Human Services, Department of	Direct		5 F32 CA247492-02	93.398	Cancer Research Manpower	9,992	-
Health and Human Services, Department of	Direct		5 K07 CA196752-05	93.398	Cancer Research Manpower	176,036	-
Health and Human Services, Department of	Direct		5 K07 CA201052-04	93.398	Cancer Research Manpower	149,431	-
Health and Human Services, Department of	Direct		5 K08 CA190645-03	93.398	Cancer Research Manpower	2	-
Health and Human Services, Department of	Direct		5 K08 CA201335-05	93.398	Cancer Research Manpower	199,125	-
Health and Human Services, Department of	Direct		5 K08 CA201581-05	93.398	Cancer Research Manpower	135,981	-

University of Michigan  
Schedule of Expenditures of Federal Awards  
For the Year Ended June 30, 2020

Cluster Title/Federal Grantor/Program	Type	Pass-Through Grantor	Award Identifier	CFDA Number	CFDA Program Title	Federal Expenditures	Passed-Through to Subrecipients
Health and Human Services, Department of	Direct		5 K08 CA208013-05	93.398	Cancer Research Manpower	166,029	-
Health and Human Services, Department of	Direct		5 K08 CA218460-03	93.398	Cancer Research Manpower	98,832	-
Health and Human Services, Department of	Direct		5 K08 CA226350-03	93.398	Cancer Research Manpower	199,390	-
Health and Human Services, Department of	Direct		5 K08 CA234222-03	93.398	Cancer Research Manpower	175,273	-
Health and Human Services, Department of	Direct		5 K08 CA234416-02	93.398	Cancer Research Manpower	195,702	-
Health and Human Services, Department of	Direct		5 K08 CA237638-02	93.398	Cancer Research Manpower	224,910	-
Health and Human Services, Department of	Direct		5 K08 CA245237-02	93.398	Cancer Research Manpower	117,921	-
Health and Human Services, Department of	Direct		5 R25 CA203651-05	93.398	Cancer Research Manpower	234,870	-
Health and Human Services, Department of	Direct		5 R25 CA214227-04	93.398	Cancer Research Manpower	258,372	22,733
Health and Human Services, Department of	Direct		5K08CA197369-05	93.398	Cancer Research Manpower	133,407	-
Health and Human Services, Department of	Direct		T32 CA009357	93.398	Cancer Research Manpower	338,120	-
Health and Human Services, Department of	Direct		T32 CA009672	93.398	Cancer Research Manpower	214,562	-
Health and Human Services, Department of	Direct		T32 CA009676	93.398	Cancer Research Manpower	326,180	-
Health and Human Services, Department of	Direct		T32 CA083654	93.398	Cancer Research Manpower	617	-
Health and Human Services, Department of	Direct		T32 CA083654	93.398	Cancer Research Manpower	76,228	-
Health and Human Services, Department of	Direct		T32 CA140044	93.398	Cancer Research Manpower	239,995	-
Health and Human Services, Department of	Direct		T32 CA180984	93.398	Cancer Research Manpower	(62,079)	-
Health and Human Services, Department of	Direct		T32 CA180984	93.398	Cancer Research Manpower	188,453	-
Health and Human Services, Department of	Pass-Through	Case Western Reserve University	TRN513563	93.398	Cancer Research Manpower	4,700	-
Health and Human Services, Department of	Pass-Through	Case Western Reserve University	TRN514607	93.398	Cancer Research Manpower	24,394	-
						\$ 4,199,577	\$ 22,733
Health and Human Services, Department of	Direct		5 R01 CA203809-03	93.399	Cancer Control	150,477	-
Health and Human Services, Department of	Direct		5 R03 CA241841-02	93.399	Cancer Control	43,193	-
Health and Human Services, Department of	Pass-Through	ECOG-ACRIN Medical Research Foundation, Inc	2UG1CA189828-06-MICH3	93.399	Cancer Control	6,057	-
Health and Human Services, Department of	Pass-Through	ECOG-ACRIN Medical Research Foundation, Inc	UG1CA189828-06-MICH1	93.399	Cancer Control	9,241	-
Health and Human Services, Department of	Pass-Through	ECOG-ACRIN Medical Research Foundation, Inc	UG1CA189828-06-MICH2	93.399	Cancer Control	81,132	-
Health and Human Services, Department of	Pass-Through	NRG Oncology	NCORP-Barton-GY6	93.399	Cancer Control	18,777	-
Health and Human Services, Department of	Pass-Through	NRG Oncology	NCORP-CC006-GY6	93.399	Cancer Control	33,900	-
Health and Human Services, Department of	Pass-Through	Oregon Health and Science University	1014562_UMICHIGAN_Henry	93.399	Cancer Control	23,601	-
Health and Human Services, Department of	Pass-Through	Oregon Health and Science University	1014562_UMICHIGAN_Leja	93.399	Cancer Control	77,195	-
Health and Human Services, Department of	Pass-Through	Oregon Health and Science University	1014562_UMICHIGAN_Rae	93.399	Cancer Control	4,826	-
						\$ 448,399	\$ -
					Strengthening Public Health Systems and Services through National Partnerships to Improve and Protect the Nation's Health		
Health and Human Services, Department of	Pass-Through	Washtenaw, County of	51222/PO20190505	93.421	Health	\$ 12,748	\$ -
Health and Human Services, Department of	Direct		90ARS020-0200	93.433	Rehabilitation Research	\$ 83,070	\$ -
Health and Human Services, Department of	Direct		90ARCP0003-01-00	93.433	ACL National Institute on Disability, Independent Living, and Rehabilitation Research	18,675	-
Health and Human Services, Department of	Direct		90IF0094-03-00	93.433	ACL National Institute on Disability, Independent Living, and Rehabilitation Research	2,491	-
Health and Human Services, Department of	Direct		90IF0102-03-00	93.433	ACL National Institute on Disability, Independent Living, and Rehabilitation Research	50,583	-
Health and Human Services, Department of	Direct		90IFDV0002-02-00	93.433	ACL National Institute on Disability, Independent Living, and Rehabilitation Research	40,051	21,256
Health and Human Services, Department of	Direct		90IFDV0002-03-00	93.433	ACL National Institute on Disability, Independent Living, and Rehabilitation Research	127,239	42,214
Health and Human Services, Department of	Direct		90IFRE0002-02-00	93.433	ACL National Institute on Disability, Independent Living, and Rehabilitation Research	24,016	-
Health and Human Services, Department of	Direct		90IFRE0002-03-00	93.433	ACL National Institute on Disability, Independent Living, and Rehabilitation Research	78,711	-
Health and Human Services, Department of	Direct		90RESS012-04-00	93.433	ACL National Institute on Disability, Independent Living, and Rehabilitation Research	95,195	-
Health and Human Services, Department of	Direct		90RTHF0001-01-00	93.433	ACL National Institute on Disability, Independent Living, and Rehabilitation Research	126,483	16,424
Health and Human Services, Department of	Direct		90RTHF0001-02-00	93.433	ACL National Institute on Disability, Independent Living, and Rehabilitation Research	571,805	53,287
Health and Human Services, Department of	Pass-Through	Brandeis University	403315	93.433	ACL National Institute on Disability, Independent Living, and Rehabilitation Research	4,665	-
Health and Human Services, Department of	Pass-Through	Brandeis University	403315	93.433	ACL National Institute on Disability, Independent Living, and Rehabilitation Research	11,333	-
Health and Human Services, Department of	Pass-Through	Craig Hospital	UM001	93.433	ACL National Institute on Disability, Independent Living, and Rehabilitation Research	30,039	-
Health and Human Services, Department of	Pass-Through	Craig Hospital	UM003-G#2609-BY3/5	93.433	ACL National Institute on Disability, Independent Living, and Rehabilitation Research	72,175	-
Health and Human Services, Department of	Pass-Through	Research Foundation of State University of New York (SUNY)	R1111535	93.433	ACL National Institute on Disability, Independent Living, and Rehabilitation Research	(39,104)	-
Health and Human Services, Department of	Pass-Through	State University of New York (SUNY)	R1166555	93.433	ACL National Institute on Disability, Independent Living, and Rehabilitation Research	36,398	-
Health and Human Services, Department of	Pass-Through	University at Buffalo	R1126684	93.433	ACL National Institute on Disability, Independent Living, and Rehabilitation Research	43,371	-
						\$ 1,377,196	\$ 133,181

University of Michigan  
 Schedule of Expenditures of Federal Awards  
 For the Year Ended June 30, 2020

Cluster Title/Federal Grantor/Program	Type	Pass-Through Grantor	Award Identifier	CFDA Number	CFDA Program Title	Federal Expenditures	Passed-Through to Subrecipients
					CDC Undergraduate Public Health Scholars Program (CUPS): A Public Health Experience to Expose Undergraduates Interested in Minority Health to Public Health and the Public Health Professions	\$ 561,315	\$ -
Health and Human Services, Department of Health and Human Services, Department of	Direct		5 NU50 MN000001-04-00	93.456		\$ 561,315	\$ -
Health and Human Services, Department of	Direct		5 UB6HP31684-03-00	93.516	Public Health Training Centers Program	\$ 896,465	\$ 344,791
Health and Human Services, Department of	Pass-Through Michigan, State of, Health and Human Services, Department of		E20192721-00	93.624	ACA - State Innovation Models: Funding for Model Design and Model Testing Assistance	\$ 510,277	\$ -
Health and Human Services, Department of	Pass-Through Michigan, State of, Health and Human Services, Department of		E20203208-00/Proj. BQ	93.624	ACA - State Innovation Models: Funding for Model Design and Model Testing Assistance	29,876	-
Health and Human Services, Department of	Direct		90PD0301-02-00	93.647	Social Services Research and Demonstration Substance Use-Disorder Prevention that Promotes Opioid Recovery and Treatment (SUPPORT) for Patients and Communities Act	\$ 540,153	\$ -
Health and Human Services, Department of	Pass-Through Michigan, State of, Health and Human Services, Department of		CE20203511 / Project CJ	93.664		\$ 299,540	\$ -
Health and Human Services, Department of	Direct		5 M01HP31331-04-00	93.732	Mental and Behavioral Health Education and Training Grants PPHF: Racial and Ethnic Approaches to Community Health Program financed solely by Public Prevention and Health Funds	\$ 626,162	\$ -
Health and Human Services, Department of	Pass-Through National Kidney Foundation of Michigan		Agreement	93.738	PPHF: Racial and Ethnic Approaches to Community Health Program financed solely by Public Prevention and Health Funds	\$ 23,054	\$ -
Health and Human Services, Department of	Pass-Through National Kidney Foundation of Michigan		Agreement	93.738		60,374	-
Health and Human Services, Department of	Pass-Through Michigan, State of, Health and Human Services, Department of		E20192407-002	93.788	Opioid STR	\$ 83,428	\$ -
Health and Human Services, Department of	Pass-Through Michigan, State of, Health and Human Services, Department of		E20192408-00	93.788	Opioid STR	\$ 218,878	\$ -
Health and Human Services, Department of	Pass-Through Michigan, State of, Health and Human Services, Department of		E20193073-002 BZ	93.788	Opioid STR	493,337	-
Health and Human Services, Department of	Pass-Through Michigan, State of, Health and Human Services, Department of		E20193111	93.788	Opioid STR	78,798	-
Health and Human Services, Department of	Pass-Through Michigan, State of, Health and Human Services, Department of		E20193527-00	93.788	Opioid STR	264,346	-
Health and Human Services, Department of	Pass-Through Michigan, State of, Health and Human Services, Department of		E20201781-Project AU	93.788	Opioid STR	13,529	-
Health and Human Services, Department of	Pass-Through Michigan, State of, Health and Human Services, Department of		E20202770-Project AV	93.788	Opioid STR	234,135	-
Health and Human Services, Department of	Pass-Through Michigan, State of, Health and Human Services, Department of		E20203204-Project AT	93.788	Opioid STR	474,039	-
Health and Human Services, Department of	Pass-Through Michigan, State of, Health and Human Services, Department of		E20203205 / Project AX	93.788	Opioid STR	611,406	-
Health and Human Services, Department of	Pass-Through Michigan, State of, Health and Human Services, Department of		E20203206-Project AY	93.788	Opioid STR	305,580	-
						\$ 576,809	-
						\$ 3,270,857	\$ -
Health and Human Services, Department of	Pass-Through Joslin Diabetes Center		100074	93.817	Hospital Preparedness Program (HPP) Ebola Preparedness and Response Activities	\$ 240,226	\$ -
Health and Human Services, Department of	Direct		6NU58DP0062540401	93.833	Supporting and Maintaining a Surveillance System for Chronic Kidney Disease (CKD) in the United States Capacity Building Assistance (CBA) for High-Impact HIV Prevention	\$ 1,050,015	\$ 196,176
Health and Human Services, Department of	Pass-Through Washington University in St. Louis		WU-20-12/PO 2940310H	93.834		\$ 17,141	\$ -
Health and Human Services, Department of	Direct		1 UG3 HL145269-01A1	93.837	Cardiovascular Diseases Research	\$ 560,823	\$ 6,366
Health and Human Services, Department of	Direct		1-R01HL145176-01A1	93.837	Cardiovascular Diseases Research	237,752	-
Health and Human Services, Department of	Direct		4 R01 HL118259-04	93.837	Cardiovascular Diseases Research	(2,550)	-
Health and Human Services, Department of	Direct		5 F31 HL131327-03	93.837	Cardiovascular Diseases Research	(286)	-
Health and Human Services, Department of	Direct		5 F31 HL144047-02	93.837	Cardiovascular Diseases Research	36,985	-
Health and Human Services, Department of	Direct		5 F31 HL146162-02	93.837	Cardiovascular Diseases Research	38,359	-
Health and Human Services, Department of	Direct		5 F31 HL149214-02	93.837	Cardiovascular Diseases Research	31,998	-
Health and Human Services, Department of	Direct		5 F31 HL149249-02	93.837	Cardiovascular Diseases Research	26,025	-
Health and Human Services, Department of	Direct		5 F32 HL131288-03	93.837	Cardiovascular Diseases Research	(5,900)	-
Health and Human Services, Department of	Direct		5 F32 HL140728-03	93.837	Cardiovascular Diseases Research	63,750	-
Health and Human Services, Department of	Direct		5 K01 HL132057-05	93.837	Cardiovascular Diseases Research	197,727	-
Health and Human Services, Department of	Direct		5 K01 HL145366-03	93.837	Cardiovascular Diseases Research	163,906	-
Health and Human Services, Department of	Direct		5 K01 HL171701 03	93.837	Cardiovascular Diseases Research	156,985	-
Health and Human Services, Department of	Direct		5 K08 HL116639-05	93.837	Cardiovascular Diseases Research	78	-
Health and Human Services, Department of	Direct		5 K08 HL123621-05	93.837	Cardiovascular Diseases Research	175,576	-
Health and Human Services, Department of	Direct		5 K08 HL130455-05	93.837	Cardiovascular Diseases Research	161,420	-
Health and Human Services, Department of	Direct		5 K08 HL131993-05	93.837	Cardiovascular Diseases Research	223,068	-
Health and Human Services, Department of	Direct		5 K08 HL13614-05	93.837	Cardiovascular Diseases Research	176,548	-
Health and Human Services, Department of	Direct		5 K08 HL144924-02	93.837	Cardiovascular Diseases Research	114,765	-
Health and Human Services, Department of	Direct		5 K08 HL146351-02	93.837	Cardiovascular Diseases Research	81,770	-
Health and Human Services, Department of	Direct		5 K08 HL146990-03	93.837	Cardiovascular Diseases Research	150,237	11,734
Health and Human Services, Department of	Direct		5 K08HL130944-05	93.837	Cardiovascular Diseases Research	160,444	-
Health and Human Services, Department of	Direct		5 K08HL148552-02	93.837	Cardiovascular Diseases Research	127,223	-
Health and Human Services, Department of	Direct		5 K12 HL133304-05	93.837	Cardiovascular Diseases Research	528,164	-
Health and Human Services, Department of	Direct		5 K23 HL119623-05	93.837	Cardiovascular Diseases Research	81,193	-
Health and Human Services, Department of	Direct		5 K23 HL128909-05	93.837	Cardiovascular Diseases Research	184,998	-
Health and Human Services, Department of	Direct		5 K23 HL130641-05	93.837	Cardiovascular Diseases Research	139,122	-
Health and Human Services, Department of	Direct		5 K23 HL135397-03	93.837	Cardiovascular Diseases Research	175,961	-
Health and Human Services, Department of	Direct		5 K23 HL145096-02	93.837	Cardiovascular Diseases Research	61,328	-
Health and Human Services, Department of	Direct		5 K99HL150233-02	93.837	Cardiovascular Diseases Research	41,558	-
Health and Human Services, Department of	Direct		5 R00 HL124322-05	93.837	Cardiovascular Diseases Research	181,941	-
Health and Human Services, Department of	Direct		5 R00HL133482-05	93.837	Cardiovascular Diseases Research	248,186	-
Health and Human Services, Department of	Direct		5 R01 HL058984-21	93.837	Cardiovascular Diseases Research	388,018	-
Health and Human Services, Department of	Direct		5 R01 HL068878-19	93.837	Cardiovascular Diseases Research	34,891	-
Health and Human Services, Department of	Direct		5 R01 HL085339-09	93.837	Cardiovascular Diseases Research	(35,055)	-

University of Michigan  
 Schedule of Expenditures of Federal Awards  
 For the Year Ended June 30, 2020

Cluster Title/Federal Grantor/Program	Type	Pass-Through Grantor	Award Identifier	CFDA Number	CFDA Program Title	Federal Expenditures	Passed-Through to Subrecipients
Health and Human Services, Department of	Direct		5 R01 HL105297-08	93.837	Cardiovascular Diseases Research	254,118	106,354
Health and Human Services, Department of	Direct		5 R01 HL109946-07	93.837	Cardiovascular Diseases Research	495,519	-
Health and Human Services, Department of	Direct		5 R01 HL112610-04	93.837	Cardiovascular Diseases Research	(295)	-
Health and Human Services, Department of	Direct		5 R01 HL117626-05S2	93.837	Cardiovascular Diseases Research	565,607	118,636
Health and Human Services, Department of	Direct		5 R01 HL119215-05	93.837	Cardiovascular Diseases Research	3,184	-
Health and Human Services, Department of	Direct		5 R01 HL119443-04	93.837	Cardiovascular Diseases Research	102,433	-
Health and Human Services, Department of	Direct		5 R01 HL119542-04	93.837	Cardiovascular Diseases Research	(2,598)	-
Health and Human Services, Department of	Direct		5 R01 HL120888-04	93.837	Cardiovascular Diseases Research	22,875	-
Health and Human Services, Department of	Direct		5 R01 HL122261-05	93.837	Cardiovascular Diseases Research	544,242	391,517
Health and Human Services, Department of	Direct		5 R01 HL122352-04	93.837	Cardiovascular Diseases Research	19,735	-
Health and Human Services, Department of	Direct		5 R01 HL122664-05	93.837	Cardiovascular Diseases Research	466,007	-
Health and Human Services, Department of	Direct		5 R01 HL122684-05	93.837	Cardiovascular Diseases Research	613,713	25,482
Health and Human Services, Department of	Direct		5 R01 HL123333-05	93.837	Cardiovascular Diseases Research	401,592	-
Health and Human Services, Department of	Direct		5 R01 HL126969-05	93.837	Cardiovascular Diseases Research	452,719	96,146
Health and Human Services, Department of	Direct		5 R01 HL127023-04	93.837	Cardiovascular Diseases Research	218,259	-
Health and Human Services, Department of	Direct		5 R01 HL127151-04	93.837	Cardiovascular Diseases Research	(288,090)	-
Health and Human Services, Department of	Direct		5 R01 HL127215-04	93.837	Cardiovascular Diseases Research	330,643	259,071
Health and Human Services, Department of	Direct		5 R01 HL127564-04	93.837	Cardiovascular Diseases Research	443,972	49,027
Health and Human Services, Department of	Direct		5 R01 HL127687-04	93.837	Cardiovascular Diseases Research	236,047	-
Health and Human Services, Department of	Direct		5 R01 HL127805-03	93.837	Cardiovascular Diseases Research	(194)	-
Health and Human Services, Department of	Direct		5 R01 HL128231-05	93.837	Cardiovascular Diseases Research	584,666	281,544
Health and Human Services, Department of	Direct		5 R01 HL1283307-04	93.837	Cardiovascular Diseases Research	364,459	-
Health and Human Services, Department of	Direct		5 R01 HL129778-04	93.837	Cardiovascular Diseases Research	233,642	-
Health and Human Services, Department of	Direct		5 R01 HL130106-05	93.837	Cardiovascular Diseases Research	353,947	-
Health and Human Services, Department of	Direct		5 R01 HL132037-04	93.837	Cardiovascular Diseases Research	481,353	48,328
Health and Human Services, Department of	Direct		5 R01 HL132979-05	93.837	Cardiovascular Diseases Research	461,041	77,172
Health and Human Services, Department of	Direct		5 R01 HL133129-04	93.837	Cardiovascular Diseases Research	736,657	-
Health and Human Services, Department of	Direct		5 R01 HL133221-04	93.837	Cardiovascular Diseases Research	485,048	-
Health and Human Services, Department of	Direct		5 R01 HL134846-04	93.837	Cardiovascular Diseases Research	532,267	-
Health and Human Services, Department of	Direct		5 R01 HL136231-04	93.837	Cardiovascular Diseases Research	695,067	-
Health and Human Services, Department of	Direct		5 R01 HL137214-04	93.837	Cardiovascular Diseases Research	457,295	-
Health and Human Services, Department of	Direct		5 R01 HL137731-04	93.837	Cardiovascular Diseases Research	829,202	403,871
Health and Human Services, Department of	Direct		5 R01 HL137964-04	93.837	Cardiovascular Diseases Research	799,279	151,478
Health and Human Services, Department of	Direct		5 R01 HL138094-03	93.837	Cardiovascular Diseases Research	295,704	-
Health and Human Services, Department of	Direct		5 R01 HL138139-05	93.837	Cardiovascular Diseases Research	437,136	-
Health and Human Services, Department of	Direct		5 R01 HL139656-04	93.837	Cardiovascular Diseases Research	519,033	-
Health and Human Services, Department of	Direct		5 R01 HL139672-04	93.837	Cardiovascular Diseases Research	599,785	77,000
Health and Human Services, Department of	Direct		5 R01 HL139735-02	93.837	Cardiovascular Diseases Research	159,066	-
Health and Human Services, Department of	Direct		5 R01 HL139813-04	93.837	Cardiovascular Diseases Research	494,818	-
Health and Human Services, Department of	Direct		5 R01 HL141292-04	93.837	Cardiovascular Diseases Research	679,896	231,730
Health and Human Services, Department of	Direct		5 R01 HL141509-03	93.837	Cardiovascular Diseases Research	552,929	-
Health and Human Services, Department of	Direct		5 R01 HL141891-04	93.837	Cardiovascular Diseases Research	648,401	-
Health and Human Services, Department of	Direct		5 R01 HL142023-02	93.837	Cardiovascular Diseases Research	368,699	-
Health and Human Services, Department of	Direct		5 R01 HL144657-03	93.837	Cardiovascular Diseases Research	386,266	-
Health and Human Services, Department of	Direct		5 R01 HL144777-02	93.837	Cardiovascular Diseases Research	22,641	-
Health and Human Services, Department of	Direct		5 R01 HL146352-02	93.837	Cardiovascular Diseases Research	167,581	-
Health and Human Services, Department of	Direct		5 R01 HL146619-02	93.837	Cardiovascular Diseases Research	84,697	-
Health and Human Services, Department of	Direct		5 R01 HL147527-02	93.837	Cardiovascular Diseases Research	404,426	-
Health and Human Services, Department of	Direct		5 R01 HL150848-02	93.837	Cardiovascular Diseases Research	104,605	-
Health and Human Services, Department of	Direct		5 R01 HL151776-02	93.837	Cardiovascular Diseases Research	5,613	-
Health and Human Services, Department of	Direct		5 R01 HO132988-04	93.837	Cardiovascular Diseases Research	434,151	-
Health and Human Services, Department of	Direct		5 R01HL134569-04	93.837	Cardiovascular Diseases Research	456,917	-
Health and Human Services, Department of	Direct		5 R01HL148068-02	93.837	Cardiovascular Diseases Research	551,595	-
Health and Human Services, Department of	Direct		5 R03 HL138310-02	93.837	Cardiovascular Diseases Research	16,415	-
Health and Human Services, Department of	Direct		5 R21 HL138054-02	93.837	Cardiovascular Diseases Research	76,910	-
Health and Human Services, Department of	Direct		5 R25 HL108842-10	93.837	Cardiovascular Diseases Research	47,750	-
Health and Human Services, Department of	Direct		5 R25 HL147207-03	93.837	Cardiovascular Diseases Research	216,616	-
Health and Human Services, Department of	Direct		5 R34 HL130738-02	93.837	Cardiovascular Diseases Research	(6,047)	-
Health and Human Services, Department of	Direct		5 R35 HL135823-06	93.837	Cardiovascular Diseases Research	533,029	-
Health and Human Services, Department of	Direct		5 R35 HL135824-05	93.837	Cardiovascular Diseases Research	1,098,127	16,064
Health and Human Services, Department of	Direct		5 U01 HL126499-05	93.837	Cardiovascular Diseases Research	(15,707)	-
Health and Human Services, Department of	Direct		5 U01 HL135842-04	93.837	Cardiovascular Diseases Research	559,555	279,860
Health and Human Services, Department of	Direct		5 UG1 HL135665-05	93.837	Cardiovascular Diseases Research	314,004	-
Health and Human Services, Department of	Direct		7 R01 HL094557-10	93.837	Cardiovascular Diseases Research	32,528	-
Health and Human Services, Department of	Direct		T32 HL007853	93.837	Cardiovascular Diseases Research	(41,716)	-
Health and Human Services, Department of	Direct		T32 HL007853	93.837	Cardiovascular Diseases Research	408,503	-
Health and Human Services, Department of	Direct		T32 HL076123	93.837	Cardiovascular Diseases Research	146,527	-
Health and Human Services, Department of	Direct		T32 HL125242-06	93.837	Cardiovascular Diseases Research	223,884	-
Health and Human Services, Department of	Pass-Through Brigham and Women's Hospital		120816	93.837	Cardiovascular Diseases Research	40,567	-
Health and Human Services, Department of	Pass-Through Brown University		00001264	93.837	Cardiovascular Diseases Research	27,140	-
Health and Human Services, Department of	Pass-Through Case Western Reserve University		1095-SUB	93.837	Cardiovascular Diseases Research	4,091	-
Health and Human Services, Department of	Pass-Through Case Western Reserve University		1153-SUB	93.837	Cardiovascular Diseases Research	67,299	-
Health and Human Services, Department of	Pass-Through Case Western Reserve University		RES511861	93.837	Cardiovascular Diseases Research	18,544	-
Health and Human Services, Department of	Pass-Through Children's Hospital of Pittsburgh		0046317 (126441-4)	93.837	Cardiovascular Diseases Research	37,119	-



University of Michigan  
 Schedule of Expenditures of Federal Awards  
 For the Year Ended June 30, 2020

Cluster Title/Federal Grantor/Program	Type	Pass-Through Grantor	Award Identifier	CFDA Number	CFDA Program Title	Federal Expenditures	Passed-Through to Subrecipients
Health and Human Services, Department of	Pass-Through	Cincinnati Children's Hospital Medical Center (CCHMC)	308195	93.837	Cardiovascular Diseases Research	19,522	-
Health and Human Services, Department of	Pass-Through	Cleveland Clinic Foundation (CCF)	Research Agreement	93.837	Cardiovascular Diseases Research	65,343	-
Health and Human Services, Department of	Pass-Through	Cleveland Clinic Foundation (CCF)	U54HL119810	93.837	Cardiovascular Diseases Research	(1,415)	-
Health and Human Services, Department of	Pass-Through	Cleveland Clinic Health System	U 54 HL119810-05 PO#943-SUB	93.837	Cardiovascular Diseases Research	(5,950)	-
Health and Human Services, Department of	Pass-Through	Cleveland Clinic Lerner College of Medicine	981-SUB	93.837	Cardiovascular Diseases Research	(7,846)	-
Health and Human Services, Department of	Pass-Through	Drexel University	800193/PO U0174200	93.837	Cardiovascular Diseases Research	95,616	-
Health and Human Services, Department of	Pass-Through	Drexel University	900049-6906-7022/U0205483	93.837	Cardiovascular Diseases Research	68,976	-
Health and Human Services, Department of	Pass-Through	Duke University	203-7896	93.837	Cardiovascular Diseases Research	5,115	-
Health and Human Services, Department of	Pass-Through	Duke University	A03-2183	93.837	Cardiovascular Diseases Research	25,918	-
Health and Human Services, Department of	Pass-Through	Emory University	A102030	93.837	Cardiovascular Diseases Research	204,235	-
Health and Human Services, Department of	Pass-Through	Etiometry Inc.	R44HL117340	93.837	Cardiovascular Diseases Research	19,357	-
Health and Human Services, Department of	Pass-Through	ImBio	Project Plan	93.837	Cardiovascular Diseases Research	46,310	-
Health and Human Services, Department of	Pass-Through	Indiana University	IN4687798UM	93.837	Cardiovascular Diseases Research	51,782	-
Health and Human Services, Department of	Pass-Through	Joslin Diabetes Center	100029	93.837	Cardiovascular Diseases Research	157,417	-
Health and Human Services, Department of	Pass-Through	Kaiser Permanente Research Foundation Institute	2019117056	93.837	Cardiovascular Diseases Research	28,020	-
Health and Human Services, Department of	Pass-Through	Massachusetts General Hospital	230189	93.837	Cardiovascular Diseases Research	37,117	-
Health and Human Services, Department of	Pass-Through	MDI Therapeutics	Subcontract	93.837	Cardiovascular Diseases Research	39,808	-
Health and Human Services, Department of	Pass-Through	Michigan State University	RC110505UM	93.837	Cardiovascular Diseases Research	97,587	-
Health and Human Services, Department of	Pass-Through	New England Research Institute	Procurement Services Agreement	93.837	Cardiovascular Diseases Research	47,326	-
Health and Human Services, Department of	Pass-Through	New England Research Institute	Service Agreement	93.837	Cardiovascular Diseases Research	18,726	-
Health and Human Services, Department of	Pass-Through	New England Research Institute	Services Agreement	93.837	Cardiovascular Diseases Research	11,350	-
Health and Human Services, Department of	Pass-Through	New England Research Institute	SERVICES AGREEMENT for Ox Bior	93.837	Cardiovascular Diseases Research	11,210	-
Health and Human Services, Department of	Pass-Through	New England Research Institute	Sub-Award Agreement	93.837	Cardiovascular Diseases Research	10,526	-
Health and Human Services, Department of	Pass-Through	New England Research Institute	Subcontract Agreement	93.837	Cardiovascular Diseases Research	16,184	-
Health and Human Services, Department of	Pass-Through	New England Research Institute	U10HL068270	93.837	Cardiovascular Diseases Research	(62)	-
Health and Human Services, Department of	Pass-Through	New England Research Institute	U10HL068270	93.837	Cardiovascular Diseases Research	17	-
Health and Human Services, Department of	Pass-Through	New York University Grossman School of Medicine	18-A0-00-1001368	93.837	Cardiovascular Diseases Research	38,171	-
Health and Human Services, Department of	Pass-Through	New York University Grossman School of Medicine	18-A0-00-1001368	93.837	Cardiovascular Diseases Research	59,401	-
Health and Human Services, Department of	Pass-Through	New York University Grossman School of Medicine	18-A0-00-1001368- Proj #11354	93.837	Cardiovascular Diseases Research	(249)	-
Health and Human Services, Department of	Pass-Through	NOTA Laboratories LLC	Roundtable Research Agreement	93.837	Cardiovascular Diseases Research	17,077	-
Health and Human Services, Department of	Pass-Through	NOTA Laboratories LLC	SBIR Research Agreement	93.837	Cardiovascular Diseases Research	15,443	-
Health and Human Services, Department of	Pass-Through	Purdue University	11000677-003	93.837	Cardiovascular Diseases Research	13,298	-
Health and Human Services, Department of	Pass-Through	Purdue University	11000678-005	93.837	Cardiovascular Diseases Research	(20,321)	-
Health and Human Services, Department of	Pass-Through	San Francisco State University	S18-0010	93.837	Cardiovascular Diseases Research	19,699	-
Health and Human Services, Department of	Pass-Through	St. Luke's Hospital	Agreement	93.837	Cardiovascular Diseases Research	54,676	-
Health and Human Services, Department of	Pass-Through	The Children's Hospital of Philadelphia	3210920617	93.837	Cardiovascular Diseases Research	187,243	-
Health and Human Services, Department of	Pass-Through	The Children's Mercy Hospital	16-0003	93.837	Cardiovascular Diseases Research	22,878	-
Health and Human Services, Department of	Pass-Through	The University of Texas Health Science Center at Houston	0011882B	93.837	Cardiovascular Diseases Research	48,495	-
Health and Human Services, Department of	Pass-Through	University of California - Davis	A16-0064-S001 (20150143)	93.837	Cardiovascular Diseases Research	4,164	-
Health and Human Services, Department of	Pass-Through	University of Minnesota	P006116203	93.837	Cardiovascular Diseases Research	23,794	-
Health and Human Services, Department of	Pass-Through	University of Missouri	C00059617-1	93.837	Cardiovascular Diseases Research	40,345	-
Health and Human Services, Department of	Pass-Through	University of North Carolina at Chapel Hill	5110534	93.837	Cardiovascular Diseases Research	242,677	-
Health and Human Services, Department of	Pass-Through	University of Pennsylvania	571903	93.837	Cardiovascular Diseases Research	(809)	-
Health and Human Services, Department of	Pass-Through	University of Virginia	GB10705. PO#2152738	93.837	Cardiovascular Diseases Research	256,536	-
Health and Human Services, Department of	Pass-Through	University of Washington	UWSC8792 PO BPO11216	93.837	Cardiovascular Diseases Research	141,714	-
Health and Human Services, Department of	Pass-Through	University of Washington	UWSC8792 PO#BPO11216	93.837	Cardiovascular Diseases Research	(19,252)	-
Health and Human Services, Department of	Pass-Through	Vanderbilt University	UNIV60620	93.837	Cardiovascular Diseases Research	(29,274)	-
Health and Human Services, Department of	Pass-Through	Veralox Therapeutics LLC	Roundtable Research Agreement	93.837	Cardiovascular Diseases Research	(1,715)	-
Health and Human Services, Department of	Pass-Through	Yale University	GK000086 (CON-80000358)	93.837	Cardiovascular Diseases Research	(3,572)	-
Health and Human Services, Department of	Pass-Through	Yale University	M17A12503(A10362)	93.837	Cardiovascular Diseases Research	10,466	-
						\$ 30,162,590	\$ 2,631,380
						\$	\$
Health and Human Services, Department of	Direct		1 F32 HL142237-01	93.838	Lung Diseases Research	4,095	-
Health and Human Services, Department of	Direct		1 F32 HL145915-01	93.838	Lung Diseases Research	17,725	-
Health and Human Services, Department of	Direct		1 R01 HL144086-01	93.838	Lung Diseases Research	(4,149)	-
Health and Human Services, Department of	Direct		1 R01 HL147920-01A1	93.838	Lung Diseases Research	9,557	-
Health and Human Services, Department of	Direct		2 R01HL127203-06A1	93.838	Lung Diseases Research	1,066	-
Health and Human Services, Department of	Direct		3 R01 HL122438-04S1	93.838	Lung Diseases Research	28,243	28,338
Health and Human Services, Department of	Direct		4 U01HL128952-05	93.838	Lung Diseases Research	121,129	894
Health and Human Services, Department of	Direct		5 F31 HL142197-02	93.838	Lung Diseases Research	5,757	-
Health and Human Services, Department of	Direct		5 F31 HL149150-02	93.838	Lung Diseases Research	31,338	-
Health and Human Services, Department of	Direct		5 F31 HL152509-02	93.838	Lung Diseases Research	4,220	-
Health and Human Services, Department of	Direct		5 F32 HL149182-02	93.838	Lung Diseases Research	54,875	-
Health and Human Services, Department of	Direct		5 F32 HL149337-02	93.838	Lung Diseases Research	56,282	-
Health and Human Services, Department of	Direct		5 K01 HL136687-05	93.838	Lung Diseases Research	142,396	-
Health and Human Services, Department of	Direct		5 K08 HL130430-05	93.838	Lung Diseases Research	128,820	-
Health and Human Services, Department of	Direct		5 K08 HL149051-05	93.838	Lung Diseases Research	133,274	-
Health and Human Services, Department of	Direct		5 K23 HL136934-03	93.838	Lung Diseases Research	156,811	-
Health and Human Services, Department of	Direct		5 K23HL140165-03	93.838	Lung Diseases Research	205,179	-
Health and Human Services, Department of	Direct		5 K24 HL138188-04	93.838	Lung Diseases Research	128,299	-
Health and Human Services, Department of	Direct		5 K99HL139996-02	93.838	Lung Diseases Research	73,626	-
Health and Human Services, Department of	Direct		5 R00 HL139996-04	93.838	Lung Diseases Research	105,360	-
Health and Human Services, Department of	Direct		5 R01 HL031237-32	93.838	Lung Diseases Research	(1,119)	-
Health and Human Services, Department of	Direct		5 R01 HL078871-10	93.838	Lung Diseases Research	182,993	-
Health and Human Services, Department of	Direct		5 R01 HL094622-09	93.838	Lung Diseases Research	110,445	-

University of Michigan  
 Schedule of Expenditures of Federal Awards  
 For the Year Ended June 30, 2020

Cluster Title/Federal Grantor/Program	Type	Pass-Through Grantor	Award Identifier	CFDA Number	CFDA Program Title	Federal Expenditures	Passed-Through to Subrecipients
Health and Human Services, Department of	Direct		5 R01 HL108904-09	93.838	Lung Diseases Research	368,083	-
Health and Human Services, Department of	Direct		5 R01 HL114858-08	93.838	Lung Diseases Research	420,414	-
Health and Human Services, Department of	Direct		5 R01 HL116434-08	93.838	Lung Diseases Research	704,402	-
Health and Human Services, Department of	Direct		5 R01 HL118017-04	93.838	Lung Diseases Research	(743)	-
Health and Human Services, Department of	Direct		5 R01 HL119215-08	93.838	Lung Diseases Research	697,498	-
Health and Human Services, Department of	Direct		5 R01 HL119682-04	93.838	Lung Diseases Research	(97)	-
Health and Human Services, Department of	Direct		5 R01 HL121774-04	93.838	Lung Diseases Research	519,831	273,624
Health and Human Services, Department of	Direct		5 R01 HL125555-04	93.838	Lung Diseases Research	(9,033)	-
Health and Human Services, Department of	Direct		5 R01 HL127203-05	93.838	Lung Diseases Research	284,055	-
Health and Human Services, Department of	Direct		5 R01 HL131608-06	93.838	Lung Diseases Research	437,515	-
Health and Human Services, Department of	Direct		5 R01 HL134369-04	93.838	Lung Diseases Research	238,517	-
Health and Human Services, Department of	Direct		5 R01 HL136647-04	93.838	Lung Diseases Research	350,411	127,353
Health and Human Services, Department of	Direct		5 R01 HL137816-04	93.838	Lung Diseases Research	223,807	22,602
Health and Human Services, Department of	Direct		5 R01 HL138013-02	93.838	Lung Diseases Research	402,162	-
Health and Human Services, Department of	Direct		5 R01 HL138417-04	93.838	Lung Diseases Research	567,506	-
Health and Human Services, Department of	Direct		5 R01 HL140572-04	93.838	Lung Diseases Research	389,868	-
Health and Human Services, Department of	Direct		5 R01 HL144660-03	93.838	Lung Diseases Research	603,843	-
Health and Human Services, Department of	Direct		5 R01 HL144849-03	93.838	Lung Diseases Research	345,766	-
Health and Human Services, Department of	Direct		5 R01 HL145709-02	93.838	Lung Diseases Research	31,932	-
Health and Human Services, Department of	Direct		5 R01 HL147261-02	93.838	Lung Diseases Research	162,941	-
Health and Human Services, Department of	Direct		5 R01 HL149910-02	93.838	Lung Diseases Research	131,395	-
Health and Human Services, Department of	Direct		5 R01 HL150023-02	93.838	Lung Diseases Research	50,003	-
Health and Human Services, Department of	Direct		5 R01HL094622-11	93.838	Lung Diseases Research	55,070	-
Health and Human Services, Department of	Direct		5 R01HL139690 02	93.838	Lung Diseases Research	296,867	19,376
Health and Human Services, Department of	Direct		5 R01HL141195-02	93.838	Lung Diseases Research	235,173	-
Health and Human Services, Department of	Direct		5 R01HL144599-02	93.838	Lung Diseases Research	482,723	-
Health and Human Services, Department of	Direct		5 R21 HL139156-02	93.838	Lung Diseases Research	127,321	-
Health and Human Services, Department of	Direct		5 R21 HL140995-02	93.838	Lung Diseases Research	228,120	-
Health and Human Services, Department of	Direct		5 R35 HL144481-03	93.838	Lung Diseases Research	1,153,093	-
Health and Human Services, Department of	Direct		5 R35HL144979-03	93.838	Lung Diseases Research	857,542	-
Health and Human Services, Department of	Direct		5 R35HL150682-02	93.838	Lung Diseases Research	189,738	-
Health and Human Services, Department of	Direct		5 U01 HL131072-04	93.838	Lung Diseases Research	648,605	306,705
Health and Human Services, Department of	Direct		5 U01 HL137182-03	93.838	Lung Diseases Research	436,651	-
Health and Human Services, Department of	Direct		5 U01 HL143453-02	93.838	Lung Diseases Research	485,460	286,945
Health and Human Services, Department of	Direct		5 U24 HL145265-02	93.838	Lung Diseases Research	376,584	-
Health and Human Services, Department of	Direct		5U01HL123031-07	93.838	Lung Diseases Research	414,411	78,274
Health and Human Services, Department of	Direct		T32 HL007517	93.838	Lung Diseases Research	285,282	-
Health and Human Services, Department of	Direct		T32 HL007749	93.838	Lung Diseases Research	(129,604)	-
Health and Human Services, Department of	Direct		T32 HL007749	93.838	Lung Diseases Research	933,616	-
Health and Human Services, Department of	Direct		T35 HL007690	93.838	Lung Diseases Research	77,041	-
Health and Human Services, Department of	Pass-Through	Cincinnati Children's Hospital Medical Center (CCHMC)	138002	93.838	Lung Diseases Research	(1,552)	-
Health and Human Services, Department of	Pass-Through	Cincinnati Children's Hospital Medical Center (CCHMC)	138002	93.838	Lung Diseases Research	35,313	-
Health and Human Services, Department of	Pass-Through	Columbia University	7 (GG015835-01)	93.838	Lung Diseases Research	129,267	-
Health and Human Services, Department of	Pass-Through	COPD Foundation, Inc	001	93.838	Lung Diseases Research	29,299	-
Health and Human Services, Department of	Pass-Through	Cornell University	193571.11	93.838	Lung Diseases Research	285,504	-
Health and Human Services, Department of	Pass-Through	Cornell University	183434-11	93.838	Lung Diseases Research	910	-
Health and Human Services, Department of	Pass-Through	Georgia Institute of Technology	RJ062-G1 / AWD-101434-G1	93.838	Lung Diseases Research	368,923	-
Health and Human Services, Department of	Pass-Through	Hektoen Institute for Medical Research, The	50636-R01-UMICH01	93.838	Lung Diseases Research	(17,546)	-
Health and Human Services, Department of	Pass-Through	Hektoen Institute for Medical Research, The	50636-R01-UMICH01	93.838	Lung Diseases Research	133,304	-
Health and Human Services, Department of	Pass-Through	ImBio	1 R44HL140894 01A1	93.838	Lung Diseases Research	(3,190)	-
Health and Human Services, Department of	Pass-Through	ImBio	29-2	93.838	Lung Diseases Research	283,743	-
Health and Human Services, Department of	Pass-Through	Massachusetts General Hospital	224404	93.838	Lung Diseases Research	(9,243)	-
Health and Human Services, Department of	Pass-Through	Massachusetts General Hospital	224404	93.838	Lung Diseases Research	1,227	-
Health and Human Services, Department of	Pass-Through	Massachusetts General Hospital	224404	93.838	Lung Diseases Research	55,535	-
Health and Human Services, Department of	Pass-Through	Massachusetts General Hospital	235341	93.838	Lung Diseases Research	120,320	-
Health and Human Services, Department of	Pass-Through	National Jewish Health	20051812	93.838	Lung Diseases Research	6,855	-
Health and Human Services, Department of	Pass-Through	National Jewish Health	20051813	93.838	Lung Diseases Research	78,989	-
Health and Human Services, Department of	Pass-Through	National Jewish Health	20114602_Amd1_Mich sub	93.838	Lung Diseases Research	9,081	-
Health and Human Services, Department of	Pass-Through	National Jewish Health	20114603_Mich Sub	93.838	Lung Diseases Research	3,070	-
Health and Human Services, Department of	Pass-Through	Northwestern University	60053561 MICH	93.838	Lung Diseases Research	50,086	-
Health and Human Services, Department of	Pass-Through	Oakland University	33098-01	93.838	Lung Diseases Research	4,180	-
Health and Human Services, Department of	Pass-Through	Ohio State University, The	60075202	93.838	Lung Diseases Research	6,369	-
Health and Human Services, Department of	Pass-Through	University of California - San Francisco	10443sc	93.838	Lung Diseases Research	(62,337)	-
Health and Human Services, Department of	Pass-Through	University of California - San Francisco	10443sc	93.838	Lung Diseases Research	27,157	-
Health and Human Services, Department of	Pass-Through	University of California - San Francisco	10443sc	93.838	Lung Diseases Research	697,618	-
Health and Human Services, Department of	Pass-Through	University of Iowa	W000705540	93.838	Lung Diseases Research	(178)	-
Health and Human Services, Department of	Pass-Through	University of North Carolina at Chapel Hill	5111454	93.838	Lung Diseases Research	880	-
Health and Human Services, Department of	Pass-Through	University of North Carolina at Chapel Hill	5114594	93.838	Lung Diseases Research	55,818	-
Health and Human Services, Department of	Pass-Through	University of Pennsylvania	565138	93.838	Lung Diseases Research	(1,332)	-
Health and Human Services, Department of	Pass-Through	University of Pennsylvania	577454	93.838	Lung Diseases Research	76,209	-
Health and Human Services, Department of	Pass-Through	University of Washington	UWSC9344	93.838	Lung Diseases Research	251,746	-
Health and Human Services, Department of	Pass-Through	University of Wisconsin	0000000143	93.838	Lung Diseases Research	12,659	-
Health and Human Services, Department of	Pass-Through	Wayne State University	WSU16126-A3	93.838	Lung Diseases Research	347,161	-
Health and Human Services, Department of	Pass-Through	Weill Cornell Medical College of Cornell University	16121993-9	93.838	Lung Diseases Research	(15,361)	-

University of Michigan  
 Schedule of Expenditures of Federal Awards  
 For the Year Ended June 30, 2020

Cluster Title/Federal Grantor/Program	Type	Pass-Through Grantor	Award Identifier	CFDA Number	CFDA Program Title	Federal Expenditures	Passed-Through to Subrecipients
Health and Human Services, Department of	Pass-Through	Weill Cornell Medical College of Cornell University	183049-01	93.838	Lung Diseases Research	23,736	-
Health and Human Services, Department of	Pass-Through	Weill Cornell Medical College of Cornell University	183434-10	93.838	Lung Diseases Research	4,427	-
Health and Human Services, Department of	Pass-Through	Weill Cornell Medical College of Cornell University	183434-9	93.838	Lung Diseases Research	2,889	-
Health and Human Services, Department of	Pass-Through	Weill Cornell Medical College of Cornell University	193574-10	93.838	Lung Diseases Research	270,461	-
Health and Human Services, Department of	Pass-Through	Weill Cornell Medical College of Cornell University	193574-9	93.838	Lung Diseases Research	104,137	-
Health and Human Services, Department of	Pass-Through	Weill Cornell Medical College of Cornell University	201090-01	93.838	Lung Diseases Research	11,428	-
						\$ 19,147,553	\$ 1,144,111
Health and Human Services, Department of	Direct		1 F31 HL152563-01	93.839	Blood Diseases and Resources Research	4,736	-
Health and Human Services, Department of	Direct		4 R01 HL090775-09	93.839	Blood Diseases and Resources Research	(874)	-
Health and Human Services, Department of	Direct		5 K99 HL136784-02	93.839	Blood Diseases and Resources Research	62,758	-
Health and Human Services, Department of	Direct		5 F32 HL149280-02	93.839	Blood Diseases and Resources Research	52,197	-
Health and Human Services, Department of	Direct		5 K01 HL135392-05	93.839	Blood Diseases and Resources Research	156,768	-
Health and Human Services, Department of	Direct		5 K08 HL119597-05	93.839	Blood Diseases and Resources Research	91,397	-
Health and Human Services, Department of	Direct		5 K08 HL128794-05	93.839	Blood Diseases and Resources Research	154,968	-
Health and Human Services, Department of	Direct		5 P01 HL146372-03	93.839	Blood Diseases and Resources Research	1,138,680	493,828
Health and Human Services, Department of	Direct		5 R01 HL055374-19	93.839	Blood Diseases and Resources Research	19,684	-
Health and Human Services, Department of	Direct		5 R01 HL079118-13	93.839	Blood Diseases and Resources Research	(12,713)	-
Health and Human Services, Department of	Direct		5 R01 HL094311-09	93.839	Blood Diseases and Resources Research	(1,266)	-
Health and Human Services, Department of	Direct		5 R01 HL114405-05	93.839	Blood Diseases and Resources Research	(11,333)	-
Health and Human Services, Department of	Direct		5 R01 HL124232-05	93.839	Blood Diseases and Resources Research	371,667	-
Health and Human Services, Department of	Direct		5 R01 HL128046-05	93.839	Blood Diseases and Resources Research	442,194	-
Health and Human Services, Department of	Direct		5 R01 HL132392-05	93.839	Blood Diseases and Resources Research	384,390	1,172
Health and Human Services, Department of	Direct		5 R01 HL136420-03	93.839	Blood Diseases and Resources Research	300,355	21,101
Health and Human Services, Department of	Direct		5 R01 HL137919-04	93.839	Blood Diseases and Resources Research	474,101	8,501
Health and Human Services, Department of	Direct		5 R01 HL141399-04	93.839	Blood Diseases and Resources Research	489,944	-
Health and Human Services, Department of	Direct		5 R01 HL146354-02	93.839	Blood Diseases and Resources Research	309,992	-
Health and Human Services, Department of	Direct		5 R01 HL148333-02	93.839	Blood Diseases and Resources Research	542,921	-
Health and Human Services, Department of	Direct		5 R01 HL150392-02	93.839	Blood Diseases and Resources Research	39,129	-
Health and Human Services, Department of	Direct		5 R01HL055374-21	93.839	Blood Diseases and Resources Research	627,547	-
Health and Human Services, Department of	Direct		5 R01HL125774-03	93.839	Blood Diseases and Resources Research	427,996	-
Health and Human Services, Department of	Direct		5 R01HL144550-02	93.839	Blood Diseases and Resources Research	158,585	11,115
Health and Human Services, Department of	Direct		5 R21 HL140274-02	93.839	Blood Diseases and Resources Research	45,783	28,151
Health and Human Services, Department of	Direct		5 R35 HL135793-05	93.839	Blood Diseases and Resources Research	685,949	-
Health and Human Services, Department of	Direct		5 R35 HL150784-02	93.839	Blood Diseases and Resources Research	158,392	-
Health and Human Services, Department of	Direct		5 U01 HL117658-05	93.839	Blood Diseases and Resources Research	9,786	37,367
Health and Human Services, Department of	Direct		5 UG1HL069330-20	93.839	Blood Diseases and Resources Research	137,843	-
Health and Human Services, Department of	Direct		7 UM1 HL120877-05	93.839	Blood Diseases and Resources Research	2,982,485	2,245,128
Health and Human Services, Department of	Direct		T32 HL007622	93.839	Blood Diseases and Resources Research	274,597	-
Health and Human Services, Department of	Pass-Through	Baylor College of Medicine	PO#700001031	93.839	Blood Diseases and Resources Research	64,708	-
Health and Human Services, Department of	Pass-Through	Cincinnati Children's Hospital Medical Center (CCHMC)	302525/PO3100580964	93.839	Blood Diseases and Resources Research	24,712	-
Health and Human Services, Department of	Pass-Through	Hutchinson, Fred, Cancer Research Center	0000996107	93.839	Blood Diseases and Resources Research	74,154	-
Health and Human Services, Department of	Pass-Through	Massachusetts General Hospital	230952	93.839	Blood Diseases and Resources Research	18,513	-
Health and Human Services, Department of	Pass-Through	North Carolina State University	2018-1327-01	93.839	Blood Diseases and Resources Research	201,409	-
Health and Human Services, Department of	Pass-Through	Oklahoma Medical Research Foundation (OMRF)	0280-04/Umich_JM	93.839	Blood Diseases and Resources Research	(8,153)	-
Health and Human Services, Department of	Pass-Through	State University of New York (SUNY)	1146045-81096	93.839	Blood Diseases and Resources Research	(2,411)	-
Health and Human Services, Department of	Pass-Through	State University of New York (SUNY)	1146045-81096	93.839	Blood Diseases and Resources Research	55,254	-
Health and Human Services, Department of	Pass-Through	State University of New York (SUNY)	1146045-81096	93.839	Blood Diseases and Resources Research	151,284	-
Health and Human Services, Department of	Pass-Through	The University of Texas Health Science Center at Houston	0013267E	93.839	Blood Diseases and Resources Research	2,152	-
Health and Human Services, Department of	Pass-Through	The University of Texas Health Science Center at Houston	0014251C	93.839	Blood Diseases and Resources Research	2,366	-
Health and Human Services, Department of	Pass-Through	University of Georgia	SUB00001636	93.839	Blood Diseases and Resources Research	101,444	-
Health and Human Services, Department of	Pass-Through	University of Illinois-Urbana-Champaign	092352-17155	93.839	Blood Diseases and Resources Research	199,192	-
Health and Human Services, Department of	Pass-Through	University of Pennsylvania	564154/10042446/14843/01	93.839	Blood Diseases and Resources Research	(5,509)	-
Health and Human Services, Department of	Pass-Through	University of Tennessee - Health Science Center	20-2420-Mich	93.839	Blood Diseases and Resources Research	87,838	-
Health and Human Services, Department of	Pass-Through	University of Tennessee - Health Science Center	20-3203-MICH	93.839	Blood Diseases and Resources Research	24,805	-
						\$ 11,510,416	\$ 2,846,363
					Translation and Implementation Science Research for Heart,		
Health and Human Services, Department of	Direct		5 K12HL138039-04	93.840	Lung, Blood Diseases, and Sleep Disorders	\$ 875,447	\$ -
Health and Human Services, Department of	Direct		1 U19AR076734-01	93.846	Arthritis, Musculoskeletal and Skin Diseases Research	\$ 542,228	\$ -
Health and Human Services, Department of	Direct		1-R13AR076206-01	93.846	Arthritis, Musculoskeletal and Skin Diseases Research	3,439	-
Health and Human Services, Department of	Direct		4 R01 AR060837-05	93.846	Arthritis, Musculoskeletal and Skin Diseases Research	(4,375)	-
Health and Human Services, Department of	Direct		4 R01 AR062066-05	93.846	Arthritis, Musculoskeletal and Skin Diseases Research	14,880	-
Health and Human Services, Department of	Direct		4 R01 AR062522-05S1	93.846	Arthritis, Musculoskeletal and Skin Diseases Research	2,959	-
Health and Human Services, Department of	Direct		4 R33AR073014-03	93.846	Arthritis, Musculoskeletal and Skin Diseases Research	247,403	-
Health and Human Services, Department of	Direct		5 F31 AR073677-02	93.846	Arthritis, Musculoskeletal and Skin Diseases Research	23,552	-
Health and Human Services, Department of	Direct		5 K01 AR064275-05	93.846	Arthritis, Musculoskeletal and Skin Diseases Research	(7,662)	-
Health and Human Services, Department of	Direct		5 K01 AR070281 05	93.846	Arthritis, Musculoskeletal and Skin Diseases Research	195,329	-
Health and Human Services, Department of	Direct		5 K01 AR071503-04	93.846	Arthritis, Musculoskeletal and Skin Diseases Research	66,995	-
Health and Human Services, Department of	Direct		5 K01 AR072129-04	93.846	Arthritis, Musculoskeletal and Skin Diseases Research	92,729	-
Health and Human Services, Department of	Direct		5 K08 AR066569-05	93.846	Arthritis, Musculoskeletal and Skin Diseases Research	9,016	-
Health and Human Services, Department of	Direct		5 K08 AR073933-03	93.846	Arthritis, Musculoskeletal and Skin Diseases Research	174,114	-
Health and Human Services, Department of	Direct		5 K24 AR053120-10	93.846	Arthritis, Musculoskeletal and Skin Diseases Research	(1,620)	-
Health and Human Services, Department of	Direct		5 K24 AR063120-08	93.846	Arthritis, Musculoskeletal and Skin Diseases Research	121,127	-
Health and Human Services, Department of	Direct		5 K99 AR 070903-02	93.846	Arthritis, Musculoskeletal and Skin Diseases Research	(10,018)	-
Health and Human Services, Department of	Direct		5 P30 AR069620-05	93.846	Arthritis, Musculoskeletal and Skin Diseases Research	846,591	-

University of Michigan  
 Schedule of Expenditures of Federal Awards  
 For the Year Ended June 30, 2020

Cluster Title/Federal Grantor/Program	Type	Pass-Through Grantor	Award Identifier	CFDA Number	CFDA Program Title	Federal Expenditures	Passed-Through to Subrecipients
Health and Human Services, Department of	Direct		5 P30 AR075043-02	93.846	Arthritis, Musculoskeletal and Skin Diseases Research	798,344	-
Health and Human Services, Department of	Direct		5 P50 AR070600-04	93.846	Arthritis, Musculoskeletal and Skin Diseases Research	1,197,106	-
Health and Human Services, Department of	Direct		5 R01 AR042742-24	93.846	Arthritis, Musculoskeletal and Skin Diseases Research	854,392	-
Health and Human Services, Department of	Direct		5 R01 AR044232-25	93.846	Arthritis, Musculoskeletal and Skin Diseases Research	586,491	-
Health and Human Services, Department of	Direct		5 R01 AR054821-11	93.846	Arthritis, Musculoskeletal and Skin Diseases Research	296,127	-
Health and Human Services, Department of	Direct		5 R01 AR059085-10	93.846	Arthritis, Musculoskeletal and Skin Diseases Research	381,823	-
Health and Human Services, Department of	Direct		5 R01 AR060350-09	93.846	Arthritis, Musculoskeletal and Skin Diseases Research	753,343	431,137
Health and Human Services, Department of	Direct		5 R01 AR061402-07	93.846	Arthritis, Musculoskeletal and Skin Diseases Research	(732)	-
Health and Human Services, Department of	Direct		5 R01 AR062636-05	93.846	Arthritis, Musculoskeletal and Skin Diseases Research	102,773	-
Health and Human Services, Department of	Direct		5 R01 AR065403-05	93.846	Arthritis, Musculoskeletal and Skin Diseases Research	(213,311)	-
Health and Human Services, Department of	Direct		5 R01 AR065409-05	93.846	Arthritis, Musculoskeletal and Skin Diseases Research	12,224	-
Health and Human Services, Department of	Direct		5 R01 AR065424-05	93.846	Arthritis, Musculoskeletal and Skin Diseases Research	51,200	-
Health and Human Services, Department of	Direct		5 R01 AR065524-05	93.846	Arthritis, Musculoskeletal and Skin Diseases Research	(94,961)	-
Health and Human Services, Department of	Direct		5 R01 AR066028-06	93.846	Arthritis, Musculoskeletal and Skin Diseases Research	558,453	162,850
Health and Human Services, Department of	Direct		5 R01 AR066049-03	93.846	Arthritis, Musculoskeletal and Skin Diseases Research	(817)	-
Health and Human Services, Department of	Direct		5 R01 AR067744-05	93.846	Arthritis, Musculoskeletal and Skin Diseases Research	299,342	-
Health and Human Services, Department of	Direct		5 R01 AR068428-05	93.846	Arthritis, Musculoskeletal and Skin Diseases Research	338,008	-
Health and Human Services, Department of	Direct		5 R01 AR068452-03	93.846	Arthritis, Musculoskeletal and Skin Diseases Research	449,008	53,008
Health and Human Services, Department of	Direct		5 R01 AR069071-05	93.846	Arthritis, Musculoskeletal and Skin Diseases Research	373,605	108,001
Health and Human Services, Department of	Direct		5 R01 AR069303-04	93.846	Arthritis, Musculoskeletal and Skin Diseases Research	312,608	-
Health and Human Services, Department of	Direct		5 R01 AR070148-02	93.846	Arthritis, Musculoskeletal and Skin Diseases Research	(3,110)	-
Health and Human Services, Department of	Direct		5 R01 AR070470-03	93.846	Arthritis, Musculoskeletal and Skin Diseases Research	212,679	-
Health and Human Services, Department of	Direct		5 R01 AR071379-04	93.846	Arthritis, Musculoskeletal and Skin Diseases Research	325,264	-
Health and Human Services, Department of	Direct		5 R01 AR071384-04	93.846	Arthritis, Musculoskeletal and Skin Diseases Research	336,921	23,497
Health and Human Services, Department of	Direct		5 R01 AR073022-02	93.846	Arthritis, Musculoskeletal and Skin Diseases Research	489,638	-
Health and Human Services, Department of	Direct		5 R01 AR074079-02	93.846	Arthritis, Musculoskeletal and Skin Diseases Research	354,271	15,951
Health and Human Services, Department of	Direct		5 R01 AR074930-03	93.846	Arthritis, Musculoskeletal and Skin Diseases Research	525,771	-
Health and Human Services, Department of	Direct		5 R01 AR075168 02	93.846	Arthritis, Musculoskeletal and Skin Diseases Research	385,491	-
Health and Human Services, Department of	Direct		5 R01AR063611 07	93.846	Arthritis, Musculoskeletal and Skin Diseases Research	272,704	-
Health and Human Services, Department of	Direct		5 R03 AR072107-02	93.846	Arthritis, Musculoskeletal and Skin Diseases Research	(610)	-
Health and Human Services, Department of	Direct		5 R21 AR072284-02	93.846	Arthritis, Musculoskeletal and Skin Diseases Research	108,121	-
Health and Human Services, Department of	Direct		5 R21 AR072314-02	93.846	Arthritis, Musculoskeletal and Skin Diseases Research	179,797	-
Health and Human Services, Department of	Direct		5 R21 AR072336-02	93.846	Arthritis, Musculoskeletal and Skin Diseases Research	177,186	-
Health and Human Services, Department of	Direct		5 R21 AR072511-02	93.846	Arthritis, Musculoskeletal and Skin Diseases Research	(444)	-
Health and Human Services, Department of	Direct		5 R21 AR072817-02	93.846	Arthritis, Musculoskeletal and Skin Diseases Research	200,612	-
Health and Human Services, Department of	Direct		5 R21 AR072931-02	93.846	Arthritis, Musculoskeletal and Skin Diseases Research	175,479	-
Health and Human Services, Department of	Direct		5 R21 AR074011-02	93.846	Arthritis, Musculoskeletal and Skin Diseases Research	268,929	-
Health and Human Services, Department of	Direct		5 R21 AR074794-02	93.846	Arthritis, Musculoskeletal and Skin Diseases Research	14,717	-
Health and Human Services, Department of	Direct		5 R21 AR075197-02	93.846	Arthritis, Musculoskeletal and Skin Diseases Research	168,844	-
Health and Human Services, Department of	Direct		5 R61 AR073014-02	93.846	Arthritis, Musculoskeletal and Skin Diseases Research	49,878	-
Health and Human Services, Department of	Direct		5 U01 AR073485-02	93.846	Arthritis, Musculoskeletal and Skin Diseases Research	145,788	-
Health and Human Services, Department of	Direct		7 R01 AR042047-23	93.846	Arthritis, Musculoskeletal and Skin Diseases Research	215,070	-
Health and Human Services, Department of	Direct		T32 AR007080	93.846	Arthritis, Musculoskeletal and Skin Diseases Research	320,173	-
Health and Human Services, Department of	Direct		T32 AR007197	93.846	Arthritis, Musculoskeletal and Skin Diseases Research	(3,368)	-
Health and Human Services, Department of	Direct		T32 AR007197	93.846	Arthritis, Musculoskeletal and Skin Diseases Research	160,462	-
Health and Human Services, Department of	Pass-Through	Cayman Chemical Company, Inc.	Subcontract	93.846	Arthritis, Musculoskeletal and Skin Diseases Research	68,082	-
Health and Human Services, Department of	Pass-Through	Cleveland Clinic Foundation (CCF)	985-SUB	93.846	Arthritis, Musculoskeletal and Skin Diseases Research	(9,843)	-
Health and Human Services, Department of	Pass-Through	Columbia Medical Center	1(GG012858-01)	93.846	Arthritis, Musculoskeletal and Skin Diseases Research	8,454	-
Health and Human Services, Department of	Pass-Through	IF, LLC	Agreement	93.846	Arthritis, Musculoskeletal and Skin Diseases Research	7,612	-
Health and Human Services, Department of	Pass-Through	Johns Hopkins University	2003835464	93.846	Arthritis, Musculoskeletal and Skin Diseases Research	26,819	-
Health and Human Services, Department of	Pass-Through	Mayo Clinic	UOM-251431/PO #66541749	93.846	Arthritis, Musculoskeletal and Skin Diseases Research	42,023	-
Health and Human Services, Department of	Pass-Through	Mayo Clinic	UOM-251431-01	93.846	Arthritis, Musculoskeletal and Skin Diseases Research	23,538	-
Health and Human Services, Department of	Pass-Through	MDI Therapeutics	Subcontract	93.846	Arthritis, Musculoskeletal and Skin Diseases Research	88,024	-
Health and Human Services, Department of	Pass-Through	Northwell Health	500678UMICH	93.846	Arthritis, Musculoskeletal and Skin Diseases Research	110,909	-
Health and Human Services, Department of	Pass-Through	State University of New York (SUNY)	68055	93.846	Arthritis, Musculoskeletal and Skin Diseases Research	(262)	-
Health and Human Services, Department of	Pass-Through	University of Alabama at Birmingham (UAB)	000516313-001	93.846	Arthritis, Musculoskeletal and Skin Diseases Research	(27,680)	-
Health and Human Services, Department of	Pass-Through	University of Alabama at Birmingham (UAB)	000516313-001	93.846	Arthritis, Musculoskeletal and Skin Diseases Research	139,979	-
Health and Human Services, Department of	Pass-Through	University of Pennsylvania	575155	93.846	Arthritis, Musculoskeletal and Skin Diseases Research	2,056	-
Health and Human Services, Department of	Pass-Through	University of Wisconsin	0000000024	93.846	Arthritis, Musculoskeletal and Skin Diseases Research	18,887	-
Health and Human Services, Department of	Pass-Through	University of Wisconsin	0000000035	93.846	Arthritis, Musculoskeletal and Skin Diseases Research	163,887	-
Health and Human Services, Department of	Pass-Through	Washington State University	131344 G003907	93.846	Arthritis, Musculoskeletal and Skin Diseases Research	10,895	-
						\$ 15,125,356	\$ 794,444
Health and Human Services, Department of	Direct		1 F32 DK115340-01A1	93.847	Diabetes, Digestive, and Kidney Diseases Extramural Research	\$ (528)	\$ -
Health and Human Services, Department of	Direct		1 K01 DK114376-01A1	93.847	Diabetes, Digestive, and Kidney Diseases Extramural Research	(4,492)	-
Health and Human Services, Department of	Direct		1 K01 DK119166-01A1	93.847	Diabetes, Digestive, and Kidney Diseases Extramural Research	53,369	-
Health and Human Services, Department of	Direct		1 R56 DK116617-01	93.847	Diabetes, Digestive, and Kidney Diseases Extramural Research	15,016	-
Health and Human Services, Department of	Direct		1 R56 DK121787-01A1	93.847	Diabetes, Digestive, and Kidney Diseases Extramural Research	510	-
Health and Human Services, Department of	Direct		2 R01 DK046409 28	93.847	Diabetes, Digestive, and Kidney Diseases Extramural Research	158,869	-

University of Michigan  
Schedule of Expenditures of Federal Awards  
For the Year Ended June 30, 2020

Cluster Title/Federal Grantor/Program	Type	Pass-Through Grantor	Award Identifier	CFDA Number	CFDA Program Title	Federal Expenditures	Passed-Through to Subrecipients
Health and Human Services, Department of	Direct		2 R01 DK070869-11	93.847	Diabetes, Digestive, and Kidney Diseases Extramural Research	38,298	-
Health and Human Services, Department of	Direct		2 R56 DK053904-18	93.847	Diabetes, Digestive, and Kidney Diseases Extramural Research	48,059	-
Health and Human Services, Department of	Direct		3U54DK083912-10S1	93.847	Diabetes, Digestive, and Kidney Diseases Extramural Research	(214,103)	175,525
Health and Human Services, Department of	Direct		3UM1DK100845-06S1	93.847	Diabetes, Digestive, and Kidney Diseases Extramural Research	29,483	39,201
Health and Human Services, Department of	Direct		4 R01 DK053904-17	93.847	Diabetes, Digestive, and Kidney Diseases Extramural Research	68	-
Health and Human Services, Department of	Direct		5 F30 DK117615-03	93.847	Diabetes, Digestive, and Kidney Diseases Extramural Research	38,558	-
Health and Human Services, Department of	Direct		5 F30 DK121463-02	93.847	Diabetes, Digestive, and Kidney Diseases Extramural Research	36,826	-
Health and Human Services, Department of	Direct		5 F31 DK111194-03	93.847	Diabetes, Digestive, and Kidney Diseases Extramural Research	(22,173)	-
Health and Human Services, Department of	Direct		5 F31 DK113653-02	93.847	Diabetes, Digestive, and Kidney Diseases Extramural Research	(16,117)	-
Health and Human Services, Department of	Direct		5 F31 DK116555-03	93.847	Diabetes, Digestive, and Kidney Diseases Extramural Research	8,473	-
Health and Human Services, Department of	Direct		5 F31 DK117610-02	93.847	Diabetes, Digestive, and Kidney Diseases Extramural Research	31,712	-
Health and Human Services, Department of	Direct		5 F31 DK118811-03	93.847	Diabetes, Digestive, and Kidney Diseases Extramural Research	41,268	-
Health and Human Services, Department of	Direct		5 F31 DK122723-02	93.847	Diabetes, Digestive, and Kidney Diseases Extramural Research	31,759	-
Health and Human Services, Department of	Direct		5 F31 DK122724-02	93.847	Diabetes, Digestive, and Kidney Diseases Extramural Research	36,181	-
Health and Human Services, Department of	Direct		5 F31 DK122753-02	93.847	Diabetes, Digestive, and Kidney Diseases Extramural Research	36,466	-
Health and Human Services, Department of	Direct		5 F31 DK125007-02	93.847	Diabetes, Digestive, and Kidney Diseases Extramural Research	10,030	-
Health and Human Services, Department of	Direct		5 F32 DK117522-02	93.847	Diabetes, Digestive, and Kidney Diseases Extramural Research	56,027	-
Health and Human Services, Department of	Direct		5 F32 DK117545-02	93.847	Diabetes, Digestive, and Kidney Diseases Extramural Research	64,789	-
Health and Human Services, Department of	Direct		5 F32 DK118800-02	93.847	Diabetes, Digestive, and Kidney Diseases Extramural Research	67,272	-
Health and Human Services, Department of	Direct		5 F32 DK120111-03	93.847	Diabetes, Digestive, and Kidney Diseases Extramural Research	66,870	-
Health and Human Services, Department of	Direct		5 F32 DK121469-02	93.847	Diabetes, Digestive, and Kidney Diseases Extramural Research	20,644	-
Health and Human Services, Department of	Direct		5 F32 DK122654-02	93.847	Diabetes, Digestive, and Kidney Diseases Extramural Research	59,131	-
Health and Human Services, Department of	Direct		5 F32 DK122660-02	93.847	Diabetes, Digestive, and Kidney Diseases Extramural Research	63,194	-
Health and Human Services, Department of	Direct		5 F32 DK123887-02	93.847	Diabetes, Digestive, and Kidney Diseases Extramural Research	43,597	-
Health and Human Services, Department of	Direct		5 K01 DK106296-03	93.847	Diabetes, Digestive, and Kidney Diseases Extramural Research	47,485	-
Health and Human Services, Department of	Direct		5 K01 DK106322-05S1	93.847	Diabetes, Digestive, and Kidney Diseases Extramural Research	173,355	-
Health and Human Services, Department of	Direct		5 K01 DK107456-05	93.847	Diabetes, Digestive, and Kidney Diseases Extramural Research	172,534	-
Health and Human Services, Department of	Direct		5 K01 DK116928-03	93.847	Diabetes, Digestive, and Kidney Diseases Extramural Research	99,457	-
Health and Human Services, Department of	Direct		5 K08 DK101755-04	93.847	Diabetes, Digestive, and Kidney Diseases Extramural Research	71,429	-
Health and Human Services, Department of	Direct		5 K08 DK102526-05	93.847	Diabetes, Digestive, and Kidney Diseases Extramural Research	137,285	-
Health and Human Services, Department of	Direct		5 K08 DK106523-05	93.847	Diabetes, Digestive, and Kidney Diseases Extramural Research	147,182	-
Health and Human Services, Department of	Direct		5 K08 DK109116-05	93.847	Diabetes, Digestive, and Kidney Diseases Extramural Research	150,790	-
Health and Human Services, Department of	Direct		5 K08 DK120948-02	93.847	Diabetes, Digestive, and Kidney Diseases Extramural Research	45,011	-
Health and Human Services, Department of	Direct		5 K08 DK122114-02	93.847	Diabetes, Digestive, and Kidney Diseases Extramural Research	151,449	-
Health and Human Services, Department of	Direct		5 K08 DK124449-02	93.847	Diabetes, Digestive, and Kidney Diseases Extramural Research	23,588	-
Health and Human Services, Department of	Direct		5 K08 DK124687-02	93.847	Diabetes, Digestive, and Kidney Diseases Extramural Research	35,423	-
Health and Human Services, Department of	Direct		5 K08DK115891-04	93.847	Diabetes, Digestive, and Kidney Diseases Extramural Research	139,663	-

University of Michigan  
 Schedule of Expenditures of Federal Awards  
 For the Year Ended June 30, 2020

Cluster Title/Federal Grantor/Program	Type	Pass-Through Grantor	Award Identifier	CFDA Number	CFDA Program Title	Federal Expenditures	Passed-Through to Subrecipients
Health and Human Services, Department of	Direct		5 K12 DK111011-05	93.847	Diabetes, Digestive, and Kidney Diseases Extramural Research	206,884	-
Health and Human Services, Department of	Direct		5 K23 DK097183-05	93.847	Diabetes, Digestive, and Kidney Diseases Extramural Research	192	-
Health and Human Services, Department of	Direct		5 K23 DK101687-05	93.847	Diabetes, Digestive, and Kidney Diseases Extramural Research	235,283	-
Health and Human Services, Department of	Direct		5 K23 DK117055-03	93.847	Diabetes, Digestive, and Kidney Diseases Extramural Research	155,130	-
Health and Human Services, Department of	Direct		5 K23 DK118179-02	93.847	Diabetes, Digestive, and Kidney Diseases Extramural Research	192,594	-
Health and Human Services, Department of	Direct		5 K99 DK106664-02	93.847	Diabetes, Digestive, and Kidney Diseases Extramural Research	(67,098)	-
Health and Human Services, Department of	Direct		5 K99 DK119366 02	93.847	Diabetes, Digestive, and Kidney Diseases Extramural Research	69,227	-
Health and Human Services, Department of	Direct		5 P01 DK117821-02	93.847	Diabetes, Digestive, and Kidney Diseases Extramural Research	1,170,924	-
Health and Human Services, Department of	Direct		5 P30 DK020572-40	93.847	Diabetes, Digestive, and Kidney Diseases Extramural Research	6,332	-
Health and Human Services, Department of	Direct		5 P30 DK020572-44	93.847	Diabetes, Digestive, and Kidney Diseases Extramural Research	1,830,023	106,325
Health and Human Services, Department of	Direct		5 P30 DK034933-34	93.847	Diabetes, Digestive, and Kidney Diseases Extramural Research	634,144	-
Health and Human Services, Department of	Direct		5 P30 DK089503-10	93.847	Diabetes, Digestive, and Kidney Diseases Extramural Research	1,144,664	-
Health and Human Services, Department of	Direct		5 P30DK081943-13	93.847	Diabetes, Digestive, and Kidney Diseases Extramural Research	670,092	93,505
Health and Human Services, Department of	Direct		5 P30DK092926-10	93.847	Diabetes, Digestive, and Kidney Diseases Extramural Research	675,128	119,435
Health and Human Services, Department of	Direct		5 R00 DK097141-05	93.847	Diabetes, Digestive, and Kidney Diseases Extramural Research	(1,707)	-
Health and Human Services, Department of	Direct		5 R00 DK099240-04	93.847	Diabetes, Digestive, and Kidney Diseases Extramural Research	(308)	-
Health and Human Services, Department of	Direct		5 R01 DK 119188-03	93.847	Diabetes, Digestive, and Kidney Diseases Extramural Research	604,113	-
Health and Human Services, Department of	Direct		5 R01 DK040344-30	93.847	Diabetes, Digestive, and Kidney Diseases Extramural Research	49,742	-
Health and Human Services, Department of	Direct		5 R01 DK04203-30	93.847	Diabetes, Digestive, and Kidney Diseases Extramural Research	571,109	-
Health and Human Services, Department of	Direct		5 R01 DK043140-24	93.847	Diabetes, Digestive, and Kidney Diseases Extramural Research	380,947	-
Health and Human Services, Department of	Direct		5 R01 DK045776-27	93.847	Diabetes, Digestive, and Kidney Diseases Extramural Research	(7,448)	-
Health and Human Services, Department of	Direct		5 R01 DK046409-26	93.847	Diabetes, Digestive, and Kidney Diseases Extramural Research	174,169	-
Health and Human Services, Department of	Direct		5 R01 DK046960-28	93.847	Diabetes, Digestive, and Kidney Diseases Extramural Research	264,739	-
Health and Human Services, Department of	Direct		5 R01 DK047918-25	93.847	Diabetes, Digestive, and Kidney Diseases Extramural Research	9,893	-
Health and Human Services, Department of	Direct		5 R01 DK048280-25	93.847	Diabetes, Digestive, and Kidney Diseases Extramural Research	92,892	-
Health and Human Services, Department of	Direct		5 R01 DK048280-27	93.847	Diabetes, Digestive, and Kidney Diseases Extramural Research	55,727	-
Health and Human Services, Department of	Direct		5 R01 DK054222-20	93.847	Diabetes, Digestive, and Kidney Diseases Extramural Research	536,443	-
Health and Human Services, Department of	Direct		5 R01 DK054740-19	93.847	Diabetes, Digestive, and Kidney Diseases Extramural Research	293,076	-
Health and Human Services, Department of	Direct		5 R01 DK055679-19	93.847	Diabetes, Digestive, and Kidney Diseases Extramural Research	(1,505)	-
Health and Human Services, Department of	Direct		5 R01 DK055679-22	93.847	Diabetes, Digestive, and Kidney Diseases Extramural Research	463,318	-
Health and Human Services, Department of	Direct		5 R01 DK056731-22	93.847	Diabetes, Digestive, and Kidney Diseases Extramural Research	539,448	-
Health and Human Services, Department of	Direct		5 R01 DK059888-20	93.847	Diabetes, Digestive, and Kidney Diseases Extramural Research	437,755	-
Health and Human Services, Department of	Direct		5 R01 DK061379-18	93.847	Diabetes, Digestive, and Kidney Diseases Extramural Research	477,695	-
Health and Human Services, Department of	Direct		5 R01 DK062876-14	93.847	Diabetes, Digestive, and Kidney Diseases Extramural Research	(18,435)	-
Health and Human Services, Department of	Direct		5 R01 DK066604-13	93.847	Diabetes, Digestive, and Kidney Diseases Extramural Research	198,263	-
Health and Human Services, Department of	Direct		5 R01 DK068400 17	93.847	Diabetes, Digestive, and Kidney Diseases Extramural Research	484,495	129,709
Health and Human Services, Department of	Direct		5 R01 DK068400-14	93.847	Diabetes, Digestive, and Kidney Diseases Extramural Research	(38,291)	-

University of Michigan  
Schedule of Expenditures of Federal Awards  
For the Year Ended June 30, 2020

Cluster Title/Federal Grantor/Program	Type	Pass-Through Grantor	Award Identifier	CFDA Number	CFDA Program Title	Federal Expenditures	Passed-Through to Subrecipients
Health and Human Services, Department of	Direct		5 R01 DK069950-14	93.847	Diabetes, Digestive, and Kidney Diseases Extramural Research	316,882	12,409
Health and Human Services, Department of	Direct		5 R01 DK071771-12	93.847	Diabetes, Digestive, and Kidney Diseases Extramural Research	420,685	24,814
Health and Human Services, Department of	Direct		5 R01 DK072564-25	93.847	Diabetes, Digestive, and Kidney Diseases Extramural Research	512,409	-
Health and Human Services, Department of	Direct		5 R01 DK073722-14	93.847	Diabetes, Digestive, and Kidney Diseases Extramural Research	304,708	-
Health and Human Services, Department of	Direct		5 R01 DK077966-10	93.847	Diabetes, Digestive, and Kidney Diseases Extramural Research	732,064	7,233
Health and Human Services, Department of	Direct		5 R01 DK079392-14	93.847	Diabetes, Digestive, and Kidney Diseases Extramural Research	177,771	-
Health and Human Services, Department of	Direct		5 R01 DK083491-09	93.847	Diabetes, Digestive, and Kidney Diseases Extramural Research	(9,001)	-
Health and Human Services, Department of	Direct		5 R01 DK089763-09	93.847	Diabetes, Digestive, and Kidney Diseases Extramural Research	488,859	318,282
Health and Human Services, Department of	Direct		5 R01 DK089933-09	93.847	Diabetes, Digestive, and Kidney Diseases Extramural Research	274,567	-
Health and Human Services, Department of	Direct		5 R01 DK090262-09	93.847	Diabetes, Digestive, and Kidney Diseases Extramural Research	339,123	-
Health and Human Services, Department of	Direct		5 R01 DK091191-14	93.847	Diabetes, Digestive, and Kidney Diseases Extramural Research	189,174	-
Health and Human Services, Department of	Direct		5 R01 DK091267-09	93.847	Diabetes, Digestive, and Kidney Diseases Extramural Research	337,341	-
Health and Human Services, Department of	Direct		5 R01 DK093513-08	93.847	Diabetes, Digestive, and Kidney Diseases Extramural Research	307,927	25,978
Health and Human Services, Department of	Direct		5 R01 DK094777-09	93.847	Diabetes, Digestive, and Kidney Diseases Extramural Research	724,309	-
Health and Human Services, Department of	Direct		5 R01 DK095201-09	93.847	Diabetes, Digestive, and Kidney Diseases Extramural Research	435,060	-
Health and Human Services, Department of	Direct		5 R01 DK095782-08	93.847	Diabetes, Digestive, and Kidney Diseases Extramural Research	290,136	-
Health and Human Services, Department of	Direct		5 R01 DK097027-05	93.847	Diabetes, Digestive, and Kidney Diseases Extramural Research	(1,264)	-
Health and Human Services, Department of	Direct		5 R01 DK097449-05	93.847	Diabetes, Digestive, and Kidney Diseases Extramural Research	47	-
Health and Human Services, Department of	Direct		5 R01 DK098032-04	93.847	Diabetes, Digestive, and Kidney Diseases Extramural Research	(83,217)	(83,217)
Health and Human Services, Department of	Direct		5 R01 DK099593-05	93.847	Diabetes, Digestive, and Kidney Diseases Extramural Research	4,458	-
Health and Human Services, Department of	Direct		5 R01 DK100449-05	93.847	Diabetes, Digestive, and Kidney Diseases Extramural Research	(126,162)	-
Health and Human Services, Department of	Direct		5 R01 DK101423-05	93.847	Diabetes, Digestive, and Kidney Diseases Extramural Research	252,356	22,345
Health and Human Services, Department of	Direct		5 R01 DK101473-04	93.847	Diabetes, Digestive, and Kidney Diseases Extramural Research	137,236	2,705
Health and Human Services, Department of	Direct		5 R01 DK101591-04	93.847	Diabetes, Digestive, and Kidney Diseases Extramural Research	(105,075)	-
Health and Human Services, Department of	Direct		5 R01 DK102643-03	93.847	Diabetes, Digestive, and Kidney Diseases Extramural Research	(24,882)	-
Health and Human Services, Department of	Direct		5 R01 DK102663-04	93.847	Diabetes, Digestive, and Kidney Diseases Extramural Research	(4,706)	-
Health and Human Services, Department of	Direct		5 R01 DK102850-05	93.847	Diabetes, Digestive, and Kidney Diseases Extramural Research	133,941	-
Health and Human Services, Department of	Direct		5 R01 DK104733-05	93.847	Diabetes, Digestive, and Kidney Diseases Extramural Research	576,230	-
Health and Human Services, Department of	Direct		5 R01 DK104999-05	93.847	Diabetes, Digestive, and Kidney Diseases Extramural Research	504,827	-
Health and Human Services, Department of	Direct		5 R01 DK105393-05	93.847	Diabetes, Digestive, and Kidney Diseases Extramural Research	(19,264)	-
Health and Human Services, Department of	Direct		5 R01 DK106188-05	93.847	Diabetes, Digestive, and Kidney Diseases Extramural Research	204,097	-
Health and Human Services, Department of	Direct		5 R01 DK106618-04	93.847	Diabetes, Digestive, and Kidney Diseases Extramural Research	300,347	-
Health and Human Services, Department of	Direct		5 R01 DK106618-06	93.847	Diabetes, Digestive, and Kidney Diseases Extramural Research	146,886	-
Health and Human Services, Department of	Direct		5 R01 DK106621-05	93.847	Diabetes, Digestive, and Kidney Diseases Extramural Research	354,709	139,330
Health and Human Services, Department of	Direct		5 R01 DK107282-04	93.847	Diabetes, Digestive, and Kidney Diseases Extramural Research	417,764	-
Health and Human Services, Department of	Direct		5 R01 DK107535-06	93.847	Diabetes, Digestive, and Kidney Diseases Extramural Research	269,407	-
Health and Human Services, Department of	Direct		5 R01 DK107583-05	93.847	Diabetes, Digestive, and Kidney Diseases Extramural Research	266,399	-

University of Michigan  
Schedule of Expenditures of Federal Awards  
For the Year Ended June 30, 2020

Cluster Title/Federal Grantor/Program	Type	Pass-Through Grantor	Award Identifier	CFDA Number	CFDA Program Title	Federal Expenditures	Passed-Through to Subrecipients
Health and Human Services, Department of	Direct		5 R01 DK107652-03	93.847	Diabetes, Digestive, and Kidney Diseases Extramural Research	11,048	-
Health and Human Services, Department of	Direct		5 R01 DK107730-05	93.847	Diabetes, Digestive, and Kidney Diseases Extramural Research	522,376	-
Health and Human Services, Department of	Direct		5 R01 DK107904-05	93.847	Diabetes, Digestive, and Kidney Diseases Extramural Research	766,770	105,926
Health and Human Services, Department of	Direct		5 R01 DK107956-05	93.847	Diabetes, Digestive, and Kidney Diseases Extramural Research	539,041	-
Health and Human Services, Department of	Direct		5 R01 DK108805-04	93.847	Diabetes, Digestive, and Kidney Diseases Extramural Research	49,410	17,514
Health and Human Services, Department of	Direct		5 R01 DK108901-04	93.847	Diabetes, Digestive, and Kidney Diseases Extramural Research	285,844	-
Health and Human Services, Department of	Direct		5 R01 DK108921-05	93.847	Diabetes, Digestive, and Kidney Diseases Extramural Research	392,486	-
Health and Human Services, Department of	Direct		5 R01 DK109032-04	93.847	Diabetes, Digestive, and Kidney Diseases Extramural Research	549,864	233,468
Health and Human Services, Department of	Direct		5 R01 DK109948-06	93.847	Diabetes, Digestive, and Kidney Diseases Extramural Research	524,447	-
Health and Human Services, Department of	Direct		5 R01 DK109995-04	93.847	Diabetes, Digestive, and Kidney Diseases Extramural Research	418,271	-
Health and Human Services, Department of	Direct		5 R01 DK110273-04	93.847	Diabetes, Digestive, and Kidney Diseases Extramural Research	390,704	-
Health and Human Services, Department of	Direct		5 R01 DK110436-04	93.847	Diabetes, Digestive, and Kidney Diseases Extramural Research	670,065	-
Health and Human Services, Department of	Direct		5 R01 DK111174-04	93.847	Diabetes, Digestive, and Kidney Diseases Extramural Research	525,905	-
Health and Human Services, Department of	Direct		5 R01 DK111465-05	93.847	Diabetes, Digestive, and Kidney Diseases Extramural Research	497,694	-
Health and Human Services, Department of	Direct		5 R01 DK112755-04	93.847	Diabetes, Digestive, and Kidney Diseases Extramural Research	259,353	-
Health and Human Services, Department of	Direct		5 R01 DK112800-05	93.847	Diabetes, Digestive, and Kidney Diseases Extramural Research	342,377	-
Health and Human Services, Department of	Direct		5 R01 DK114131-03	93.847	Diabetes, Digestive, and Kidney Diseases Extramural Research	237,816	-
Health and Human Services, Department of	Direct		5 R01 DK115190-04	93.847	Diabetes, Digestive, and Kidney Diseases Extramural Research	623,039	-
Health and Human Services, Department of	Direct		5 R01 DK115408-04	93.847	Diabetes, Digestive, and Kidney Diseases Extramural Research	716,802	33,937
Health and Human Services, Department of	Direct		5 R01 DK115474-02	93.847	Diabetes, Digestive, and Kidney Diseases Extramural Research	112,869	16,171
Health and Human Services, Department of	Direct		5 R01 DK115526-03	93.847	Diabetes, Digestive, and Kidney Diseases Extramural Research	308,937	-
Health and Human Services, Department of	Direct		5 R01 DK115583-04	93.847	Diabetes, Digestive, and Kidney Diseases Extramural Research	416,143	-
Health and Human Services, Department of	Direct		5 R01 DK115646-04	93.847	Diabetes, Digestive, and Kidney Diseases Extramural Research	360,925	-
Health and Human Services, Department of	Direct		5 R01 DK115687-04	93.847	Diabetes, Digestive, and Kidney Diseases Extramural Research	608,769	73,169
Health and Human Services, Department of	Direct		5 R01 DK115844-04	93.847	Diabetes, Digestive, and Kidney Diseases Extramural Research	533,480	36,257
Health and Human Services, Department of	Direct		5 R01 DK116548-02	93.847	Diabetes, Digestive, and Kidney Diseases Extramural Research	(94,026)	-
Health and Human Services, Department of	Direct		5 R01 DK116715-03	93.847	Diabetes, Digestive, and Kidney Diseases Extramural Research	636,891	-
Health and Human Services, Department of	Direct		5 R01 DK117565-04	93.847	Diabetes, Digestive, and Kidney Diseases Extramural Research	546,711	-
Health and Human Services, Department of	Direct		5 R01 DK117639 03S1	93.847	Diabetes, Digestive, and Kidney Diseases Extramural Research	547,631	265,839
Health and Human Services, Department of	Direct		5 R01 DK117960-03	93.847	Diabetes, Digestive, and Kidney Diseases Extramural Research	490,384	-
Health and Human Services, Department of	Direct		5 R01 DK118023-03	93.847	Diabetes, Digestive, and Kidney Diseases Extramural Research	549,019	-
Health and Human Services, Department of	Direct		5 R01 DK118024-04	93.847	Diabetes, Digestive, and Kidney Diseases Extramural Research	722,017	-
Health and Human Services, Department of	Direct		5 R01 DK118154-03	93.847	Diabetes, Digestive, and Kidney Diseases Extramural Research	336,951	-
Health and Human Services, Department of	Direct		5 R01 DK118731-03	93.847	Diabetes, Digestive, and Kidney Diseases Extramural Research	371,142	-
Health and Human Services, Department of	Direct		5 R01 DK119219-03	93.847	Diabetes, Digestive, and Kidney Diseases Extramural Research	281,396	-
Health and Human Services, Department of	Direct		5 R01 DK120047-03	93.847	Diabetes, Digestive, and Kidney Diseases Extramural Research	328,170	-
Health and Human Services, Department of	Direct		5 R01 DK120330-03	93.847	Diabetes, Digestive, and Kidney Diseases Extramural Research	711,198	403,312



University of Michigan  
Schedule of Expenditures of Federal Awards  
For the Year Ended June 30, 2020

Cluster Title/Federal Grantor/Program	Type	Pass-Through Grantor	Award Identifier	CFDA Number	CFDA Program Title	Federal Expenditures	Passed-Through to Subrecipients
Health and Human Services, Department of	Direct		5 R01 DK120623-03	93.847	Diabetes, Digestive, and Kidney Diseases Extramural Research	599,952	255,057
Health and Human Services, Department of	Direct		5 R01 DK121166-02	93.847	Diabetes, Digestive, and Kidney Diseases Extramural Research	252,978	-
Health and Human Services, Department of	Direct		5 R01 DK121709-02	93.847	Diabetes, Digestive, and Kidney Diseases Extramural Research	30,835	-
Health and Human Services, Department of	Direct		5 R01 DK121995-02	93.847	Diabetes, Digestive, and Kidney Diseases Extramural Research	199,004	127,081
Health and Human Services, Department of	Direct		5 R01 DK122350-02	93.847	Diabetes, Digestive, and Kidney Diseases Extramural Research	92,580	-
Health and Human Services, Department of	Direct		5 R01 DK122812-03	93.847	Diabetes, Digestive, and Kidney Diseases Extramural Research	378,482	-
Health and Human Services, Department of	Direct		5 R01 DK123164-02	93.847	Diabetes, Digestive, and Kidney Diseases Extramural Research	98,890	-
Health and Human Services, Department of	Direct		5 R01 DK124290-02	93.847	Diabetes, Digestive, and Kidney Diseases Extramural Research	10,705	-
Health and Human Services, Department of	Direct		5 R01 DK125087-02	93.847	Diabetes, Digestive, and Kidney Diseases Extramural Research	47,888	-
Health and Human Services, Department of	Direct		5 R01DK045776-30	93.847	Diabetes, Digestive, and Kidney Diseases Extramural Research	467,337	-
Health and Human Services, Department of	Direct		5 R01DK114220-04S1	93.847	Diabetes, Digestive, and Kidney Diseases Extramural Research	441,499	-
Health and Human Services, Department of	Direct		5 R01DK121170 03	93.847	Diabetes, Digestive, and Kidney Diseases Extramural Research	393,390	-
Health and Human Services, Department of	Direct		5 R01DK121504 02	93.847	Diabetes, Digestive, and Kidney Diseases Extramural Research	243,513	-
Health and Human Services, Department of	Direct		5 R03 DK124741-02	93.847	Diabetes, Digestive, and Kidney Diseases Extramural Research	1,737	-
Health and Human Services, Department of	Direct		5 R03DK121941-02	93.847	Diabetes, Digestive, and Kidney Diseases Extramural Research	62,088	7,478
Health and Human Services, Department of	Direct		5 R18 DK122418-02	93.847	Diabetes, Digestive, and Kidney Diseases Extramural Research	253,598	-
Health and Human Services, Department of	Direct		5 R21 DK106647-02	93.847	Diabetes, Digestive, and Kidney Diseases Extramural Research	(37,317)	-
Health and Human Services, Department of	Direct		5 R21 DK109447-02	93.847	Diabetes, Digestive, and Kidney Diseases Extramural Research	143,712	-
Health and Human Services, Department of	Direct		5 R21 DK110146-02	93.847	Diabetes, Digestive, and Kidney Diseases Extramural Research	(20)	-
Health and Human Services, Department of	Direct		5 R21 DK117446-02	93.847	Diabetes, Digestive, and Kidney Diseases Extramural Research	182,013	69,967
Health and Human Services, Department of	Direct		5 R24 DK082841-11	93.847	Diabetes, Digestive, and Kidney Diseases Extramural Research	1,436,347	221,239
Health and Human Services, Department of	Direct		5 R25 DK088752-10	93.847	Diabetes, Digestive, and Kidney Diseases Extramural Research	72,952	-
Health and Human Services, Department of	Direct		5 RC2DK122379 02	93.847	Diabetes, Digestive, and Kidney Diseases Extramural Research	513,082	-
Health and Human Services, Department of	Direct		5 U01 DK061028-17	93.847	Diabetes, Digestive, and Kidney Diseases Extramural Research	(598)	-
Health and Human Services, Department of	Direct		5 U01 DK062370-14	93.847	Diabetes, Digestive, and Kidney Diseases Extramural Research	(65)	-
Health and Human Services, Department of	Direct		5 U01 DK062456-17	93.847	Diabetes, Digestive, and Kidney Diseases Extramural Research	1,234,834	1,039,680
Health and Human Services, Department of	Direct		5 U01 DK065184-15	93.847	Diabetes, Digestive, and Kidney Diseases Extramural Research	(2,569)	-
Health and Human Services, Department of	Direct		5 U01 DK065184-18	93.847	Diabetes, Digestive, and Kidney Diseases Extramural Research	303,728	9,109
Health and Human Services, Department of	Direct		5 U01 DK082345-10	93.847	Diabetes, Digestive, and Kidney Diseases Extramural Research	(102,152)	-
Health and Human Services, Department of	Direct		5 U01 DK082345-12	93.847	Diabetes, Digestive, and Kidney Diseases Extramural Research	613,886	-
Health and Human Services, Department of	Direct		5 U01 DK082863-12	93.847	Diabetes, Digestive, and Kidney Diseases Extramural Research	229,913	6,380
Health and Human Services, Department of	Direct		5 U01 DK099932-05	93.847	Diabetes, Digestive, and Kidney Diseases Extramural Research	(8,679)	-
Health and Human Services, Department of	Direct		5 U01 DK099932-07	93.847	Diabetes, Digestive, and Kidney Diseases Extramural Research	165,762	-
Health and Human Services, Department of	Direct		5 U01 DK103141-05S1	93.847	Diabetes, Digestive, and Kidney Diseases Extramural Research	63,699	19,261
Health and Human Services, Department of	Direct		5 U01 DK103141-07	93.847	Diabetes, Digestive, and Kidney Diseases Extramural Research	267,603	41,862
Health and Human Services, Department of	Direct		5 U01 DK106893-05S1	93.847	Diabetes, Digestive, and Kidney Diseases Extramural Research	552,119	-
Health and Human Services, Department of	Direct		5 U01DK061028-20	93.847	Diabetes, Digestive, and Kidney Diseases Extramural Research	394,867	-

University of Michigan  
Schedule of Expenditures of Federal Awards  
For the Year Ended June 30, 2020

Cluster Title/Federal Grantor/Program	Type	Pass-Through Grantor	Award Identifier	CFDA Number	CFDA Program Title	Federal Expenditures	Passed-Through to Subrecipients
Health and Human Services, Department of	Direct		5 U01DK062370-18	93.847	Diabetes, Digestive, and Kidney Diseases Extramural Research	611,369	127,956
Health and Human Services, Department of	Direct		5 U01DK119083 03	93.847	Diabetes, Digestive, and Kidney Diseases Extramural Research	352,253	-
Health and Human Services, Department of	Direct		5 U24 DK062456-19	93.847	Diabetes, Digestive, and Kidney Diseases Extramural Research	2,723,799	2,072,257
Health and Human Services, Department of	Direct		5 U24 DK100845-08	93.847	Diabetes, Digestive, and Kidney Diseases Extramural Research	1,106,803	668,045
Health and Human Services, Department of	Direct		5 U24 DK122927-2	93.847	Diabetes, Digestive, and Kidney Diseases Extramural Research	654,984	-
Health and Human Services, Department of	Direct		5 U2C DK110768-05	93.847	Diabetes, Digestive, and Kidney Diseases Extramural Research	918,057	-
Health and Human Services, Department of	Direct		5 U54DK083912-12	93.847	Diabetes, Digestive, and Kidney Diseases Extramural Research	1,288,289	233,994
Health and Human Services, Department of	Direct		5 UG3 DK114907-02	93.847	Diabetes, Digestive, and Kidney Diseases Extramural Research	(63,316)	70,370
Health and Human Services, Department of	Direct		5 UH3 DK114907-04	93.847	Diabetes, Digestive, and Kidney Diseases Extramural Research	624,237	98,136
Health and Human Services, Department of	Direct		5P30DK081943-10	93.847	Diabetes, Digestive, and Kidney Diseases Extramural Research	5	-
Health and Human Services, Department of	Direct		5-R01DK062027-17	93.847	Diabetes, Digestive, and Kidney Diseases Extramural Research	664,541	-
Health and Human Services, Department of	Direct		7 R01 DK070332-14	93.847	Diabetes, Digestive, and Kidney Diseases Extramural Research	(11,544)	-
Health and Human Services, Department of	Direct		7 R21 DK110688-03	93.847	Diabetes, Digestive, and Kidney Diseases Extramural Research	1,841	-
Health and Human Services, Department of	Direct		R01DK1024565 R01 DK102456-05	93.847	Diabetes, Digestive, and Kidney Diseases Extramural Research	288,418	-
Health and Human Services, Department of	Direct		T32 DK007245	93.847	Diabetes, Digestive, and Kidney Diseases Extramural Research	272,279	-
Health and Human Services, Department of	Direct		T32 DK007378	93.847	Diabetes, Digestive, and Kidney Diseases Extramural Research	478,657	-
Health and Human Services, Department of	Direct		T32 DK007782	93.847	Diabetes, Digestive, and Kidney Diseases Extramural Research	144,231	-
Health and Human Services, Department of	Direct		T32 DK062708	93.847	Diabetes, Digestive, and Kidney Diseases Extramural Research	178,420	-
Health and Human Services, Department of	Direct		T32 DK071212	93.847	Diabetes, Digestive, and Kidney Diseases Extramural Research	103,630	-
Health and Human Services, Department of	Direct		T32 DK094775	93.847	Diabetes, Digestive, and Kidney Diseases Extramural Research	280,494	-
Health and Human Services, Department of	Direct		T32 DK101357	93.847	Diabetes, Digestive, and Kidney Diseases Extramural Research	79,703	-
Health and Human Services, Department of	Direct		T32 DK101357	93.847	Diabetes, Digestive, and Kidney Diseases Extramural Research	197,616	-
Health and Human Services, Department of	Direct		T32 DK108740	93.847	Diabetes, Digestive, and Kidney Diseases Extramural Research	210,865	-
Health and Human Services, Department of	Pass-Through	Arbor Research Collaborative For Health	Appendix V Roundatable researc	93.847	Diabetes, Digestive, and Kidney Diseases Extramural Research	48,600	-
Health and Human Services, Department of	Pass-Through	Arbor Research Collaborative For Health	Appendix V to Master Agreement	93.847	Diabetes, Digestive, and Kidney Diseases Extramural Research	9,711	-
Health and Human Services, Department of	Pass-Through	Augusta University	30835-35	93.847	Diabetes, Digestive, and Kidney Diseases Extramural Research	(6,478)	-
Health and Human Services, Department of	Pass-Through	Augusta University	30835-44	93.847	Diabetes, Digestive, and Kidney Diseases Extramural Research	76,856	-
Health and Human Services, Department of	Pass-Through	Augusta University	32307-44	93.847	Diabetes, Digestive, and Kidney Diseases Extramural Research	12,053	-
Health and Human Services, Department of	Pass-Through	Augusta University	32307-59	93.847	Diabetes, Digestive, and Kidney Diseases Extramural Research	65,624	-
Health and Human Services, Department of	Pass-Through	Augusta University	32307-70	93.847	Diabetes, Digestive, and Kidney Diseases Extramural Research	7,385	-
Health and Human Services, Department of	Pass-Through	Baylor College of Medicine	7000000034	93.847	Diabetes, Digestive, and Kidney Diseases Extramural Research	6,868	-
Health and Human Services, Department of	Pass-Through	BLR Bio, L.L.C.	Roundtable Research Agreement	93.847	Diabetes, Digestive, and Kidney Diseases Extramural Research	34,193	-
Health and Human Services, Department of	Pass-Through	Boston Childrens Hospital	GENFD0001826437	93.847	Diabetes, Digestive, and Kidney Diseases Extramural Research	70,780	-
Health and Human Services, Department of	Pass-Through	Boston Medical Center	0577601/ #4300460001	93.847	Diabetes, Digestive, and Kidney Diseases Extramural Research	24,279	-
Health and Human Services, Department of	Pass-Through	Brigham and Women's Hospital	114935	93.847	Diabetes, Digestive, and Kidney Diseases Extramural Research	41,355	-
Health and Human Services, Department of	Pass-Through	Brigham and Women's Hospital	119074	93.847	Diabetes, Digestive, and Kidney Diseases Extramural Research	222,648	-
Health and Human Services, Department of	Pass-Through	Broad Institute	5000110-5500000844	93.847	Diabetes, Digestive, and Kidney Diseases Extramural Research	79,120	-

University of Michigan  
Schedule of Expenditures of Federal Awards  
For the Year Ended June 30, 2020

Cluster Title/Federal Grantor/Program	Type	Pass-Through Grantor	Award Identifier	CFDA Number	CFDA Program Title	Federal Expenditures	Passed-Through to Subrecipients
Health and Human Services, Department of	Pass-Through Broad Institute		5216275-5500001229	93.847	Diabetes, Digestive, and Kidney Diseases Extramural Research	239,524	-
Health and Human Services, Department of	Pass-Through Broad Institute		5216280-5500001324	93.847	Diabetes, Digestive, and Kidney Diseases Extramural Research	359,515	-
Health and Human Services, Department of	Pass-Through Broad Institute		GENFD0001516209	93.847	Diabetes, Digestive, and Kidney Diseases Extramural Research	587	-
Health and Human Services, Department of	Pass-Through Broad Institute		GENFD0001744779	93.847	Diabetes, Digestive, and Kidney Diseases Extramural Research	53,302	-
Health and Human Services, Department of	Pass-Through Broad Institute		Subaward No. 5216274-550000122	93.847	Diabetes, Digestive, and Kidney Diseases Extramural Research	(2,702)	-
Health and Human Services, Department of	Pass-Through Case Western Reserve University		1172-SUB	93.847	Diabetes, Digestive, and Kidney Diseases Extramural Research	(801)	-
Health and Human Services, Department of	Pass-Through Case Western Reserve University		1234-SUB	93.847	Diabetes, Digestive, and Kidney Diseases Extramural Research	63,346	-
Health and Human Services, Department of	Pass-Through Case Western Reserve University		RES512851	93.847	Diabetes, Digestive, and Kidney Diseases Extramural Research	89,845	-
Health and Human Services, Department of	Pass-Through Case Western Reserve University		RES512883	93.847	Diabetes, Digestive, and Kidney Diseases Extramural Research	831	-
Health and Human Services, Department of	Pass-Through Case Western Reserve University		RES513296	93.847	Diabetes, Digestive, and Kidney Diseases Extramural Research	224	-
Health and Human Services, Department of	Pass-Through Case Western Reserve University		RES514024	93.847	Diabetes, Digestive, and Kidney Diseases Extramural Research	(1,297)	-
Health and Human Services, Department of	Pass-Through Case Western Reserve University		RES514463	93.847	Diabetes, Digestive, and Kidney Diseases Extramural Research	180,348	-
Health and Human Services, Department of	Pass-Through Case Western Reserve University		RES514464	93.847	Diabetes, Digestive, and Kidney Diseases Extramural Research	3,598	-
Health and Human Services, Department of	Pass-Through Central Michigan University		F62720	93.847	Diabetes, Digestive, and Kidney Diseases Extramural Research	11,581	-
Health and Human Services, Department of	Pass-Through Cleveland Clinic Foundation (CCF)		1233-SUB	93.847	Diabetes, Digestive, and Kidney Diseases Extramural Research	10,938	-
Health and Human Services, Department of	Pass-Through Columbia University		1 (GG013026-01)	93.847	Diabetes, Digestive, and Kidney Diseases Extramural Research	201,050	-
Health and Human Services, Department of	Pass-Through Columbia University		2(GG015009-01)	93.847	Diabetes, Digestive, and Kidney Diseases Extramural Research	16,130	-
Health and Human Services, Department of	Pass-Through Curl Bio, LLC		Subcontract Award Letter	93.847	Diabetes, Digestive, and Kidney Diseases Extramural Research	3,588	-
Health and Human Services, Department of	Pass-Through Duke University		2033652	93.847	Diabetes, Digestive, and Kidney Diseases Extramural Research	4,953	-
Health and Human Services, Department of	Pass-Through Duke University		Duke Univ U01 DK065176	93.847	Diabetes, Digestive, and Kidney Diseases Extramural Research	1	-
Health and Human Services, Department of	Pass-Through Emory University		T953463	93.847	Diabetes, Digestive, and Kidney Diseases Extramural Research	139,405	-
Health and Human Services, Department of	Pass-Through George Washington University		S-DPP1920-JC04	93.847	Diabetes, Digestive, and Kidney Diseases Extramural Research	35,895	-
Health and Human Services, Department of	Pass-Through George Washington University		S-GRD1718-MD27	93.847	Diabetes, Digestive, and Kidney Diseases Extramural Research	(9,757)	-
Health and Human Services, Department of	Pass-Through George Washington University		S-GRD1718-MD39	93.847	Diabetes, Digestive, and Kidney Diseases Extramural Research	(231)	-
Health and Human Services, Department of	Pass-Through George Washington University		S-GRD1819-LU27	93.847	Diabetes, Digestive, and Kidney Diseases Extramural Research	43,589	-
Health and Human Services, Department of	Pass-Through George Washington University		S-GRD1819-LU39	93.847	Diabetes, Digestive, and Kidney Diseases Extramural Research	12,483	-
Health and Human Services, Department of	Pass-Through George Washington University		S-GRD1920-SC27	93.847	Diabetes, Digestive, and Kidney Diseases Extramural Research	425,440	-
Health and Human Services, Department of	Pass-Through George Washington University		Subaward S-GRD1920-TR39	93.847	Diabetes, Digestive, and Kidney Diseases Extramural Research	174,928	-
Health and Human Services, Department of	Pass-Through Hutchinson, Fred, Cancer Research Center		0000958797	93.847	Diabetes, Digestive, and Kidney Diseases Extramural Research	(396)	-
Health and Human Services, Department of	Pass-Through Hutchinson, Fred, Cancer Research Center		0000999112	93.847	Diabetes, Digestive, and Kidney Diseases Extramural Research	8,367	-
Health and Human Services, Department of	Pass-Through Indiana University		IN-4687635-MICH	93.847	Diabetes, Digestive, and Kidney Diseases Extramural Research	(7,717)	-
Health and Human Services, Department of	Pass-Through Indiana University		IN4689775UM	93.847	Diabetes, Digestive, and Kidney Diseases Extramural Research	190,010	-
Health and Human Services, Department of	Pass-Through Johns Hopkins University		2004001437	93.847	Diabetes, Digestive, and Kidney Diseases Extramural Research	18,545	-
Health and Human Services, Department of	Pass-Through Joslin Diabetes Center		100061	93.847	Diabetes, Digestive, and Kidney Diseases Extramural Research	(319)	-
Health and Human Services, Department of	Pass-Through Joslin Diabetes Center		100061	93.847	Diabetes, Digestive, and Kidney Diseases Extramural Research	(248)	-
Health and Human Services, Department of	Pass-Through Joslin Diabetes Center		19-880-10	93.847	Diabetes, Digestive, and Kidney Diseases Extramural Research	23,068	-
Health and Human Services, Department of	Pass-Through Kaiser Permanente Northern California		RNG209397-01	93.847	Diabetes, Digestive, and Kidney Diseases Extramural Research	398,506	-

University of Michigan  
Schedule of Expenditures of Federal Awards  
For the Year Ended June 30, 2020

Cluster Title/Federal Grantor/Program	Type	Pass-Through Grantor	Award Identifier	CFDA Number	CFDA Program Title	Federal Expenditures	Passed-Through to Subrecipients
Health and Human Services, Department of	Pass-Through	Maine Medical Center	ROSEN R24-03	93.847	Diabetes, Digestive, and Kidney Diseases Extramural Research	266,814	-
Health and Human Services, Department of	Pass-Through	Massachusetts General Hospital	233274	93.847	Diabetes, Digestive, and Kidney Diseases Extramural Research	18,136	-
Health and Human Services, Department of	Pass-Through	Michigan State University	RC104839UM	93.847	Diabetes, Digestive, and Kidney Diseases Extramural Research	(185)	-
Health and Human Services, Department of	Pass-Through	Mount Sinai Hospital	Subaward Agreement	93.847	Diabetes, Digestive, and Kidney Diseases Extramural Research	(784)	-
Health and Human Services, Department of	Pass-Through	Northwestern University	60042628 UM	93.847	Diabetes, Digestive, and Kidney Diseases Extramural Research	64,683	-
Health and Human Services, Department of	Pass-Through	NOTA Laboratories LLC	Roundtable Research Agreement	93.847	Diabetes, Digestive, and Kidney Diseases Extramural Research	50,928	-
Health and Human Services, Department of	Pass-Through	Ohio State University, The	60062217/PO#RFO1500664	93.847	Diabetes, Digestive, and Kidney Diseases Extramural Research	9,173	-
Health and Human Services, Department of	Pass-Through	Sanford Burnham Prebys Medical Research Institute	59630-12824-MSU	93.847	Diabetes, Digestive, and Kidney Diseases Extramural Research	259,853	-
Health and Human Services, Department of	Pass-Through	Sanford Burnham Prebys Medical Research Institute	59630-12824-UM	93.847	Diabetes, Digestive, and Kidney Diseases Extramural Research	(10,525)	-
Health and Human Services, Department of	Pass-Through	Sanford Burnham Prebys Medical Research Institute	59630-12824-UM	93.847	Diabetes, Digestive, and Kidney Diseases Extramural Research	(9,052)	-
Health and Human Services, Department of	Pass-Through	State University of New York (SUNY)	1098984-76334	93.847	Diabetes, Digestive, and Kidney Diseases Extramural Research	1,255	-
Health and Human Services, Department of	Pass-Through	The Icahn School of Medicine at Mount Sinai (ISMMS)	0255-A941-4609	93.847	Diabetes, Digestive, and Kidney Diseases Extramural Research	2,828	-
Health and Human Services, Department of	Pass-Through	The Icahn School of Medicine at Mount Sinai (ISMMS)	0255-A942-4609	93.847	Diabetes, Digestive, and Kidney Diseases Extramural Research	14,797	-
Health and Human Services, Department of	Pass-Through	The Nemours Foundation	3002707020	93.847	Diabetes, Digestive, and Kidney Diseases Extramural Research	(106)	-
Health and Human Services, Department of	Pass-Through	The University of Kansas Medical Center (KUMC)	Z8O0000	93.847	Diabetes, Digestive, and Kidney Diseases Extramural Research	38,261	-
Health and Human Services, Department of	Pass-Through	The University of Texas Health Science Center at Houston	0014327A	93.847	Diabetes, Digestive, and Kidney Diseases Extramural Research	254,418	-
Health and Human Services, Department of	Pass-Through	The University of Texas Southwestern Medical Center	160234-Registry	93.847	Diabetes, Digestive, and Kidney Diseases Extramural Research	(2,093)	-
Health and Human Services, Department of	Pass-Through	The University of Texas Southwestern Medical Center	GMO 160234	93.847	Diabetes, Digestive, and Kidney Diseases Extramural Research	18,498	-
Health and Human Services, Department of	Pass-Through	The University of Texas Southwestern Medical Center	GMO 160234 PO000000976E	93.847	Diabetes, Digestive, and Kidney Diseases Extramural Research	63,026	-
Health and Human Services, Department of	Pass-Through	Transtimulation Research Inc	20-PAF06977	93.847	Diabetes, Digestive, and Kidney Diseases Extramural Research	29,048	-
Health and Human Services, Department of	Pass-Through	University of Arizona	379705	93.847	Diabetes, Digestive, and Kidney Diseases Extramural Research	22,858	-
Health and Human Services, Department of	Pass-Through	University of Arizona	474781	93.847	Diabetes, Digestive, and Kidney Diseases Extramural Research	31,174	-
Health and Human Services, Department of	Pass-Through	University of Arizona	477772	93.847	Diabetes, Digestive, and Kidney Diseases Extramural Research	12,226	-
Health and Human Services, Department of	Pass-Through	University of Arizona	1U01DK107131-01	93.847	Diabetes, Digestive, and Kidney Diseases Extramural Research	(467)	-
Health and Human Services, Department of	Pass-Through	University of California - Los Angeles	1555 G SA861	93.847	Diabetes, Digestive, and Kidney Diseases Extramural Research	(8,668)	-
Health and Human Services, Department of	Pass-Through	University of California - San Francisco	10787sc	93.847	Diabetes, Digestive, and Kidney Diseases Extramural Research	21,056	-
Health and Human Services, Department of	Pass-Through	University of California - San Francisco	11079sc	93.847	Diabetes, Digestive, and Kidney Diseases Extramural Research	(2,272)	-
Health and Human Services, Department of	Pass-Through	University of California-San Diego	71080934	93.847	Diabetes, Digestive, and Kidney Diseases Extramural Research	(542)	-
Health and Human Services, Department of	Pass-Through	University of California-Santa Cruz	A17-0039-S002-P0630740	93.847	Diabetes, Digestive, and Kidney Diseases Extramural Research	195,315	-
Health and Human Services, Department of	Pass-Through	University of Chicago	FP068366-01 C	93.847	Diabetes, Digestive, and Kidney Diseases Extramural Research	(3,695)	-
Health and Human Services, Department of	Pass-Through	University of Chicago	FP068366-01 C	93.847	Diabetes, Digestive, and Kidney Diseases Extramural Research	72,266	-
Health and Human Services, Department of	Pass-Through	University of Ghana	5U54DK116913-08	93.847	Diabetes, Digestive, and Kidney Diseases Extramural Research	5,657	-
Health and Human Services, Department of	Pass-Through	University of Ghana	9U54DK116913-p	93.847	Diabetes, Digestive, and Kidney Diseases Extramural Research	28,714	-
Health and Human Services, Department of	Pass-Through	University of North Carolina at Chapel Hill	5107938	93.847	Diabetes, Digestive, and Kidney Diseases Extramural Research	119,554	-
Health and Human Services, Department of	Pass-Through	University of North Carolina at Chapel Hill	5110771	93.847	Diabetes, Digestive, and Kidney Diseases Extramural Research	(3,511)	-
Health and Human Services, Department of	Pass-Through	University of North Carolina at Chapel Hill	5113543	93.847	Diabetes, Digestive, and Kidney Diseases Extramural Research	32,508	-
Health and Human Services, Department of	Pass-Through	University of Pennsylvania	565718	93.847	Diabetes, Digestive, and Kidney Diseases Extramural Research	81,137	-

University of Michigan  
Schedule of Expenditures of Federal Awards  
For the Year Ended June 30, 2020

Cluster Title/Federal Grantor/Program	Type	Pass-Through Grantor	Award Identifier	CFDA Number	CFDA Program Title	Federal Expenditures	Passed-Through to Subrecipients
Health and Human Services, Department of	Pass-Through	University of Pennsylvania	572695	93.847	Diabetes, Digestive, and Kidney Diseases Extramural Research	36,677	-
Health and Human Services, Department of	Pass-Through	University of Pennsylvania	575038/4336190	93.847	Diabetes, Digestive, and Kidney Diseases Extramural Research	76,252	-
Health and Human Services, Department of	Pass-Through	University of Pennsylvania	578031/PO4529137	93.847	Diabetes, Digestive, and Kidney Diseases Extramural Research	39,728	-
Health and Human Services, Department of	Pass-Through	University of Pittsburgh Medical Center (UPMC)	0061363 (131441-2)	93.847	Diabetes, Digestive, and Kidney Diseases Extramural Research	48,494	-
Health and Human Services, Department of	Pass-Through	University of South Florida	6163-1050-00-BF	93.847	Diabetes, Digestive, and Kidney Diseases Extramural Research	94,607	-
Health and Human Services, Department of	Pass-Through	University of Utah	10045205-03	93.847	Diabetes, Digestive, and Kidney Diseases Extramural Research	(1,541)	-
Health and Human Services, Department of	Pass-Through	University of Utah	10045205-03	93.847	Diabetes, Digestive, and Kidney Diseases Extramural Research	64,191	-
Health and Human Services, Department of	Pass-Through	University of Virginia	GO12566.PO #2108545	93.847	Diabetes, Digestive, and Kidney Diseases Extramural Research	(14,299)	-
Health and Human Services, Department of	Pass-Through	University of Washington	UWSC10198	93.847	Diabetes, Digestive, and Kidney Diseases Extramural Research	(7,658)	-
Health and Human Services, Department of	Pass-Through	University of Washington	UWSC10198/BPO26988	93.847	Diabetes, Digestive, and Kidney Diseases Extramural Research	12,238	-
Health and Human Services, Department of	Pass-Through	University of Washington	UWSC10198/BPO26988	93.847	Diabetes, Digestive, and Kidney Diseases Extramural Research	1,115,413	-
Health and Human Services, Department of	Pass-Through	Vanderbilt University	VUMC74085	93.847	Diabetes, Digestive, and Kidney Diseases Extramural Research	36,185	-
Health and Human Services, Department of	Pass-Through	Virginia Commonwealth University	FP00005212_SA002	93.847	Diabetes, Digestive, and Kidney Diseases Extramural Research	76,317	-
Health and Human Services, Department of	Pass-Through	Wake Forest University	WFUHS 114580	93.847	Diabetes, Digestive, and Kidney Diseases Extramural Research	(4,194)	-
Health and Human Services, Department of	Pass-Through	Wake Forest University	WFUHS 114580	93.847	Diabetes, Digestive, and Kidney Diseases Extramural Research	4,806	-
Health and Human Services, Department of	Pass-Through	Wayne State University	WSU16006	93.847	Diabetes, Digestive, and Kidney Diseases Extramural Research	66,999	-
Health and Human Services, Department of	Pass-Through	Wayne State University	WSU16145-A3	93.847	Diabetes, Digestive, and Kidney Diseases Extramural Research	31,190	-
Health and Human Services, Department of	Pass-Through	Wayne State University	WSU16146, 301197	93.847	Diabetes, Digestive, and Kidney Diseases Extramural Research	4,609	-
						\$ 67,256,067	\$ 7,387,044
Health and Human Services, Department of	Direct		1 F31 NS110119 - 01A1	93.853	Extramural Research Programs in the Neurosciences and Neurological Disorders	\$ 36,862	\$ -
Health and Human Services, Department of	Direct		1 F32 NS110196-01	93.853	Extramural Research Programs in the Neurosciences and Neurological Disorders	(356)	-
Health and Human Services, Department of	Direct		1 R03 NS111194-01A1	93.853	Extramural Research Programs in the Neurosciences and Neurological Disorders	23,857	-
Health and Human Services, Department of	Direct		1 R21 NS101030-01A1	93.853	Extramural Research Programs in the Neurosciences and Neurological Disorders	(180,878)	-
Health and Human Services, Department of	Direct		1 R21 NS107781-01A1	93.853	Extramural Research Programs in the Neurosciences and Neurological Disorders	182,277	-
Health and Human Services, Department of	Direct		1 R21 NS107894-01A1	93.853	Extramural Research Programs in the Neurosciences and Neurological Disorders	192,772	18,508
Health and Human Services, Department of	Direct		1 R21 NS111154-01	93.853	Extramural Research Programs in the Neurosciences and Neurological Disorders	207,734	152,739
Health and Human Services, Department of	Direct		1 R21 NS111191-01	93.853	Extramural Research Programs in the Neurosciences and Neurological Disorders	171,950	-
Health and Human Services, Department of	Direct		1 R21 NS111205-01	93.853	Extramural Research Programs in the Neurosciences and Neurological Disorders	193,327	-
Health and Human Services, Department of	Direct		1 R21 NS112394 1	93.853	Extramural Research Programs in the Neurosciences and Neurological Disorders	138,672	-
Health and Human Services, Department of	Direct		1 R21 NS112974-01A1	93.853	Extramural Research Programs in the Neurosciences and Neurological Disorders	7,332	-
Health and Human Services, Department of	Direct		1 R21 NS113022-01	93.853	Extramural Research Programs in the Neurosciences and Neurological Disorders	187,124	-
Health and Human Services, Department of	Direct		1 R21 NS113518-01	93.853	Extramural Research Programs in the Neurosciences and Neurological Disorders	232,080	-
Health and Human Services, Department of	Direct		1 R21 NS114749-01	93.853	Extramural Research Programs in the Neurosciences and Neurological Disorders	31,578	-
Health and Human Services, Department of	Direct		1 R21 NS116250-01	93.853	Extramural Research Programs in the Neurosciences and Neurological Disorders	20,173	-
Health and Human Services, Department of	Direct		1 R35 NS116786-01	93.853	Extramural Research Programs in the Neurosciences and Neurological Disorders	40,959	-
Health and Human Services, Department of	Direct		1 R56 NS103845-01A1	93.853	Extramural Research Programs in the Neurosciences and Neurological Disorders	150,558	-
Health and Human Services, Department of	Direct		1 RF1 NS113283-01	93.853	Extramural Research Programs in the Neurosciences and Neurological Disorders	168,236	-

University of Michigan  
 Schedule of Expenditures of Federal Awards  
 For the Year Ended June 30, 2020

Cluster Title/Federal Grantor/Program	Type	Pass-Through Grantor	Award Identifier	CFDA Number	CFDA Program Title	Federal Expenditures	Passed-Through to Subrecipients
Health and Human Services, Department of	Direct		1 UF1 NS107659-01	93.853	Extramural Research Programs in the Neurosciences and Neurological Disorders	1,334,234	355,027
Health and Human Services, Department of	Direct		1R21NS104774-02	93.853	Extramural Research Programs in the Neurosciences and Neurological Disorders	310,951	-
Health and Human Services, Department of	Direct		2 P50 NS091856-06	93.853	Extramural Research Programs in the Neurosciences and Neurological Disorders	521,581	-
Health and Human Services, Department of	Direct		3 R01 GM081772-11S1	93.853	Extramural Research Programs in the Neurosciences and Neurological Disorders	(143)	-
Health and Human Services, Department of	Direct		3 R01 NS096785-10S1	93.853	Extramural Research Programs in the Neurosciences and Neurological Disorders	649,498	-
Health and Human Services, Department of	Direct		4 R37 NS094804-05	93.853	Extramural Research Programs in the Neurosciences and Neurological Disorders	17,482	-
Health and Human Services, Department of	Direct		5 F31 NS100302-03	93.853	Extramural Research Programs in the Neurosciences and Neurological Disorders	36,751	-
Health and Human Services, Department of	Direct		5 F31 NS100391-03	93.853	Extramural Research Programs in the Neurosciences and Neurological Disorders	(17,075)	-
Health and Human Services, Department of	Direct		5 F31 NS103377-02	93.853	Extramural Research Programs in the Neurosciences and Neurological Disorders	(3,517)	-
Health and Human Services, Department of	Direct		5 F31 NS103378-02	93.853	Extramural Research Programs in the Neurosciences and Neurological Disorders	(20,757)	-
Health and Human Services, Department of	Direct		5 F31 NS108510-02	93.853	Extramural Research Programs in the Neurosciences and Neurological Disorders	44,487	-
Health and Human Services, Department of	Direct		5 F31 NS108617-02	93.853	Extramural Research Programs in the Neurosciences and Neurological Disorders	34,315	-
Health and Human Services, Department of	Direct		5 F31 NS110206-02	93.853	Extramural Research Programs in the Neurosciences and Neurological Disorders	40,295	-
Health and Human Services, Department of	Direct		5 F31 NS111847-02	93.853	Extramural Research Programs in the Neurosciences and Neurological Disorders	39,559	-
Health and Human Services, Department of	Direct		5 F31 NS111906-02	93.853	Extramural Research Programs in the Neurosciences and Neurological Disorders	38,120	-
Health and Human Services, Department of	Direct		5 F31 NS113513-02	93.853	Extramural Research Programs in the Neurosciences and Neurological Disorders	4,820	-
Health and Human Services, Department of	Direct		5 F31 NS113515-02	93.853	Extramural Research Programs in the Neurosciences and Neurological Disorders	39,593	-
Health and Human Services, Department of	Direct		5 F31 NS115257-02	93.853	Extramural Research Programs in the Neurosciences and Neurological Disorders	20,712	-
Health and Human Services, Department of	Direct		5 F99 NS108549-02	93.853	Extramural Research Programs in the Neurosciences and Neurological Disorders	24,251	-
Health and Human Services, Department of	Direct		5 F99 NS108556-02	93.853	Extramural Research Programs in the Neurosciences and Neurological Disorders	41,582	-
Health and Human Services, Department of	Direct		5 F99 NS115337-02	93.853	Extramural Research Programs in the Neurosciences and Neurological Disorders	36,827	-
Health and Human Services, Department of	Direct		5 K08 NS099379-05	93.853	Extramural Research Programs in the Neurosciences and Neurological Disorders	237,490	-
Health and Human Services, Department of	Direct		5 K08 NS099427-05	93.853	Extramural Research Programs in the Neurosciences and Neurological Disorders	169,985	-
Health and Human Services, Department of	Direct		5 K08 NS101054-05	93.853	Extramural Research Programs in the Neurosciences and Neurological Disorders	172,606	-
Health and Human Services, Department of	Direct		5 K08 NS109289-03	93.853	Extramural Research Programs in the Neurosciences and Neurological Disorders	163,595	-
Health and Human Services, Department of	Direct		5 K99 NS111000-02	93.853	Extramural Research Programs in the Neurosciences and Neurological Disorders	69,389	-
Health and Human Services, Department of	Direct		5 P50 NS091856-05	93.853	Extramural Research Programs in the Neurosciences and Neurological Disorders	242,952	-
Health and Human Services, Department of	Direct		5 R01 NS034509-24	93.853	Extramural Research Programs in the Neurosciences and Neurological Disorders	457,284	-
Health and Human Services, Department of	Direct		5 R01 NS038712-21	93.853	Extramural Research Programs in the Neurosciences and Neurological Disorders	377,072	56,928
Health and Human Services, Department of	Direct		5 R01 NS038916-20	93.853	Extramural Research Programs in the Neurosciences and Neurological Disorders	(8,788)	-
Health and Human Services, Department of	Direct		5 R01 NS038916-23	93.853	Extramural Research Programs in the Neurosciences and Neurological Disorders	1,155,172	-
Health and Human Services, Department of	Direct		5 R01 NS055746-14	93.853	Extramural Research Programs in the Neurosciences and Neurological Disorders	534,255	156,284
Health and Human Services, Department of	Direct		5 R01 NS058585-10	93.853	Extramural Research Programs in the Neurosciences and Neurological Disorders	201,163	-
Health and Human Services, Department of	Direct		5 R01 NS062792-10	93.853	Extramural Research Programs in the Neurosciences and Neurological Disorders	33,750	-
Health and Human Services, Department of	Direct		5 R01 NS063967-12	93.853	Extramural Research Programs in the Neurosciences and Neurological Disorders	380,203	-
Health and Human Services, Department of	Direct		5 R01 NS064015-10	93.853	Extramural Research Programs in the Neurosciences and Neurological Disorders	112,752	-
Health and Human Services, Department of	Direct		5 R01 NS069844-09	93.853	Extramural Research Programs in the Neurosciences and Neurological Disorders	267,028	-

University of Michigan  
Schedule of Expenditures of Federal Awards  
For the Year Ended June 30, 2020

Cluster Title/Federal Grantor/Program	Type	Pass-Through Grantor	Award Identifier	CFDA Number	CFDA Program Title	Federal Expenditures	Passed-Through to Subrecipients
Health and Human Services, Department of	Direct		5 R01 NS082311-05	93.853	Extramural Research Programs in the Neurosciences and Neurological Disorders	(11,436)	-
Health and Human Services, Department of	Direct		5 R01 NS085054-07	93.853	Extramural Research Programs in the Neurosciences and Neurological Disorders	426,271	7,345
Health and Human Services, Department of	Direct		5 R01 NS086810-05	93.853	Extramural Research Programs in the Neurosciences and Neurological Disorders	6,842	-
Health and Human Services, Department of	Direct		5 R01 NS086810-07	93.853	Extramural Research Programs in the Neurosciences and Neurological Disorders	147,069	-
Health and Human Services, Department of	Direct		5 R01 NS087147-05	93.853	Extramural Research Programs in the Neurosciences and Neurological Disorders	(13,758)	-
Health and Human Services, Department of	Direct		5 R01 NS088571-05	93.853	Extramural Research Programs in the Neurosciences and Neurological Disorders	485,774	-
Health and Human Services, Department of	Direct		5 R01 NS089585-05	93.853	Extramural Research Programs in the Neurosciences and Neurological Disorders	(17,671)	-
Health and Human Services, Department of	Direct		5 R01 NS089896-05	93.853	Extramural Research Programs in the Neurosciences and Neurological Disorders	297,572	-
Health and Human Services, Department of	Direct		5 R01 NS090925-05	93.853	Extramural Research Programs in the Neurosciences and Neurological Disorders	251,455	-
Health and Human Services, Department of	Direct		5 R01 NS091112-05	93.853	Extramural Research Programs in the Neurosciences and Neurological Disorders	642,258	-
Health and Human Services, Department of	Direct		5 R01 NS092706-04	93.853	Extramural Research Programs in the Neurosciences and Neurological Disorders	616,644	123,987
Health and Human Services, Department of	Direct		5 R01 NS094399-05	93.853	Extramural Research Programs in the Neurosciences and Neurological Disorders	343,644	43,362
Health and Human Services, Department of	Direct		5 R01 NS094413-05	93.853	Extramural Research Programs in the Neurosciences and Neurological Disorders	348,128	-
Health and Human Services, Department of	Direct		5 R01 NS096756-05	93.853	Extramural Research Programs in the Neurosciences and Neurological Disorders	447,901	-
Health and Human Services, Department of	Direct		5 R01 NS096917-05	93.853	Extramural Research Programs in the Neurosciences and Neurological Disorders	303,221	-
Health and Human Services, Department of	Direct		5 R01 NS097498-04	93.853	Extramural Research Programs in the Neurosciences and Neurological Disorders	274,229	-
Health and Human Services, Department of	Direct		5 R01 NS097525-05	93.853	Extramural Research Programs in the Neurosciences and Neurological Disorders	338,566	-
Health and Human Services, Department of	Direct		5 R01 NS097542-05	93.853	Extramural Research Programs in the Neurosciences and Neurological Disorders	365,096	-
Health and Human Services, Department of	Direct		5 R01 NS099160-04	93.853	Extramural Research Programs in the Neurosciences and Neurological Disorders	315,215	-
Health and Human Services, Department of	Direct		5 R01 NS099280-05	93.853	Extramural Research Programs in the Neurosciences and Neurological Disorders	518,190	-
Health and Human Services, Department of	Direct		5 R01 NS099340-04	93.853	Extramural Research Programs in the Neurosciences and Neurological Disorders	668,926	34,093
Health and Human Services, Department of	Direct		5 R01 NS099535-04	93.853	Extramural Research Programs in the Neurosciences and Neurological Disorders	568,587	-
Health and Human Services, Department of	Direct		5 R01 NS100156-04	93.853	Extramural Research Programs in the Neurosciences and Neurological Disorders	423,898	-
Health and Human Services, Department of	Direct		5 R01 NS101597-04	93.853	Extramural Research Programs in the Neurosciences and Neurological Disorders	421,276	-
Health and Human Services, Department of	Direct		5 R01 NS102715-04	93.853	Extramural Research Programs in the Neurosciences and Neurological Disorders	759,941	88,134
Health and Human Services, Department of	Direct		5 R01 NS103946-04	93.853	Extramural Research Programs in the Neurosciences and Neurological Disorders	398,240	-
Health and Human Services, Department of	Direct		5 R01 NS104299-03	93.853	Extramural Research Programs in the Neurosciences and Neurological Disorders	394,129	-
Health and Human Services, Department of	Direct		5 R01 NS104776-04	93.853	Extramural Research Programs in the Neurosciences and Neurological Disorders	475,306	-
Health and Human Services, Department of	Direct		5 R01 NS105132-03	93.853	Extramural Research Programs in the Neurosciences and Neurological Disorders	524,273	-
Health and Human Services, Department of	Direct		5 R01 NS105385-02	93.853	Extramural Research Programs in the Neurosciences and Neurological Disorders	13,732	10,694
Health and Human Services, Department of	Direct		5 R01 NS105556-04	93.853	Extramural Research Programs in the Neurosciences and Neurological Disorders	398,585	4,927
Health and Human Services, Department of	Direct		5 R01 NS106616-03	93.853	Extramural Research Programs in the Neurosciences and Neurological Disorders	369,918	-
Health and Human Services, Department of	Direct		5 R01 NS10674-04	93.853	Extramural Research Programs in the Neurosciences and Neurological Disorders	499,741	-
Health and Human Services, Department of	Direct		5 R01 NS107463-02	93.853	Extramural Research Programs in the Neurosciences and Neurological Disorders	493,347	9,218
Health and Human Services, Department of	Direct		5 R01 NS107496-03	93.853	Extramural Research Programs in the Neurosciences and Neurological Disorders	242,910	-
Health and Human Services, Department of	Direct		5 R01 NS108042-03	93.853	Extramural Research Programs in the Neurosciences and Neurological Disorders	561,305	-
Health and Human Services, Department of	Direct		5 R01 NS109170-03	93.853	Extramural Research Programs in the Neurosciences and Neurological Disorders	497,077	-

University of Michigan  
 Schedule of Expenditures of Federal Awards  
 For the Year Ended June 30, 2020

Cluster Title/Federal Grantor/Program	Type	Pass-Through Grantor	Award Identifier	CFDA Number	CFDA Program Title	Federal Expenditures	Passed-Through to Subrecipients
Health and Human Services, Department of	Direct		5 R01 NS111041-03	93.853	Extramural Research Programs in the Neurosciences and Neurological Disorders	98,588	-
Health and Human Services, Department of	Direct		5 R01 NS113824-02	93.853	Extramural Research Programs in the Neurosciences and Neurological Disorders	197,800	-
Health and Human Services, Department of	Direct		5 R01 NS113943-02	93.853	Extramural Research Programs in the Neurosciences and Neurological Disorders	213,997	-
Health and Human Services, Department of	Direct		5 R01 NS118769-02	93.853	Extramural Research Programs in the Neurosciences and Neurological Disorders	24,325	-
Health and Human Services, Department of	Direct		5 R01NS091242-05	93.853	Extramural Research Programs in the Neurosciences and Neurological Disorders	35,712	14,231
Health and Human Services, Department of	Direct		5 R01-NS100687-04	93.853	Extramural Research Programs in the Neurosciences and Neurological Disorders	1,571,715	-
Health and Human Services, Department of	Direct		5 R01NS110572 02	93.853	Extramural Research Programs in the Neurosciences and Neurological Disorders	298,348	-
Health and Human Services, Department of	Direct		5 R01NS116008 02	93.853	Extramural Research Programs in the Neurosciences and Neurological Disorders	56,541	-
Health and Human Services, Department of	Direct		5 R03 NS096484-02	93.853	Extramural Research Programs in the Neurosciences and Neurological Disorders	(6,957)	-
Health and Human Services, Department of	Direct		5 R21 NS098003-02	93.853	Extramural Research Programs in the Neurosciences and Neurological Disorders	114,472	-
Health and Human Services, Department of	Direct		5 R21 NS099684-02	93.853	Extramural Research Programs in the Neurosciences and Neurological Disorders	92,559	-
Health and Human Services, Department of	Direct		5 R21 NS099783-02	93.853	Extramural Research Programs in the Neurosciences and Neurological Disorders	763	-
Health and Human Services, Department of	Direct		5 R21 NS102924-02	93.853	Extramural Research Programs in the Neurosciences and Neurological Disorders	231,205	-
Health and Human Services, Department of	Direct		5 R21 NS102960-02	93.853	Extramural Research Programs in the Neurosciences and Neurological Disorders	222,664	-
Health and Human Services, Department of	Direct		5 R21 NS103215-02	93.853	Extramural Research Programs in the Neurosciences and Neurological Disorders	(7,399)	-
Health and Human Services, Department of	Direct		5 R21 NS103754-02	93.853	Extramural Research Programs in the Neurosciences and Neurological Disorders	46,870	-
Health and Human Services, Department of	Direct		5 R21 NS104584-02	93.853	Extramural Research Programs in the Neurosciences and Neurological Disorders	102,331	-
Health and Human Services, Department of	Direct		5 R21 NS104663-02	93.853	Extramural Research Programs in the Neurosciences and Neurological Disorders	135,178	-
Health and Human Services, Department of	Direct		5 R21 NS107879-02	93.853	Extramural Research Programs in the Neurosciences and Neurological Disorders	142,760	-
Health and Human Services, Department of	Direct		5 R21 NS108783-02	93.853	Extramural Research Programs in the Neurosciences and Neurological Disorders	210,162	-
Health and Human Services, Department of	Direct		5 R21 NS113127-02	93.853	Extramural Research Programs in the Neurosciences and Neurological Disorders	190,770	-
Health and Human Services, Department of	Direct		5 R25 NS088248-05	93.853	Extramural Research Programs in the Neurosciences and Neurological Disorders	221,828	44,124
Health and Human Services, Department of	Direct		5 R25 NS089450-07	93.853	Extramural Research Programs in the Neurosciences and Neurological Disorders	107,182	-
Health and Human Services, Department of	Direct		5 R25 NS107159-03	93.853	Extramural Research Programs in the Neurosciences and Neurological Disorders	179,300	20,654
Health and Human Services, Department of	Direct		5 R33 NS101030 03	93.853	Extramural Research Programs in the Neurosciences and Neurological Disorders	377,274	-
Health and Human Services, Department of	Direct		5 R37 NS076752-08	93.853	Extramural Research Programs in the Neurosciences and Neurological Disorders	830,085	-
Health and Human Services, Department of	Direct		5 R37 NS094804-06	93.853	Extramural Research Programs in the Neurosciences and Neurological Disorders	385,380	-
Health and Human Services, Department of	Direct		5 U01 NS056975-10	93.853	Extramural Research Programs in the Neurosciences and Neurological Disorders	(13,518)	-
Health and Human Services, Department of	Direct		5 U01 NS090364-05	93.853	Extramural Research Programs in the Neurosciences and Neurological Disorders	99,462	-
Health and Human Services, Department of	Direct		5 U01 NS094375-03	93.853	Extramural Research Programs in the Neurosciences and Neurological Disorders	141,544	56,242
Health and Human Services, Department of	Direct		5 U01 NS099043-02	93.853	Extramural Research Programs in the Neurosciences and Neurological Disorders	3,075,443	1,750,179
Health and Human Services, Department of	Direct		5 U01 NS099046 02	93.853	Extramural Research Programs in the Neurosciences and Neurological Disorders	3,527,131	1,383,681
Health and Human Services, Department of	Direct		5 U01 NS100611-04	93.853	Extramural Research Programs in the Neurosciences and Neurological Disorders	517,501	-
Health and Human Services, Department of	Direct		5 U01 NS106670-03	93.853	Extramural Research Programs in the Neurosciences and Neurological Disorders	502,842	-
Health and Human Services, Department of	Direct		5 U10 NS086526-05	93.853	Extramural Research Programs in the Neurosciences and Neurological Disorders	(2,852)	-
Health and Human Services, Department of	Direct		5 U24 NS100659-04	93.853	Extramural Research Programs in the Neurosciences and Neurological Disorders	759,794	70,605
Health and Human Services, Department of	Direct		5 U24 NS107158-03	93.853	Extramural Research Programs in the Neurosciences and Neurological Disorders	250,017	-



University of Michigan  
Schedule of Expenditures of Federal Awards  
For the Year Ended June 30, 2020

Cluster Title/Federal Grantor/Program	Type	Pass-Through Grantor	Award Identifier	CFDA Number	CFDA Program Title	Federal Expenditures	Passed-Through to Subrecipients
Health and Human Services, Department of	Direct		5 U24 NS107214-03	93.853	Neurological Disorders Extramural Research Programs in the Neurosciences and	344,571	-
Health and Human Services, Department of	Direct		5 UH3 NS092981-05	93.853	Neurological Disorders Extramural Research Programs in the Neurosciences and	40,780	-
Health and Human Services, Department of	Direct		T32 NS007222	93.853	Neurological Disorders Extramural Research Programs in the Neurosciences and	383,581	-
Health and Human Services, Department of	Direct		T32 NS076401	93.853	Neurological Disorders Extramural Research Programs in the Neurosciences and	316,671	-
Health and Human Services, Department of	Pass-Through	California Institute of Technology	S469468	93.853	Neurological Disorders Extramural Research Programs in the Neurosciences and	20,904	-
Health and Human Services, Department of	Pass-Through	Case Western Reserve University	1077-SUB	93.853	Neurological Disorders Extramural Research Programs in the Neurosciences and	(15,243)	-
Health and Human Services, Department of	Pass-Through	Case Western Reserve University	1218-SUB	93.853	Neurological Disorders Extramural Research Programs in the Neurosciences and	20,439	-
Health and Human Services, Department of	Pass-Through	Case Western Reserve University	841-SUB	93.853	Neurological Disorders Extramural Research Programs in the Neurosciences and	(11,468)	-
Health and Human Services, Department of	Pass-Through	Case Western Reserve University	RES512072	93.853	Neurological Disorders Extramural Research Programs in the Neurosciences and	(1,871)	-
Health and Human Services, Department of	Pass-Through	Case Western Reserve University	RES514267	93.853	Neurological Disorders Extramural Research Programs in the Neurosciences and	106,616	-
Health and Human Services, Department of	Pass-Through	Colorado School of Mines	401419-5802	93.853	Neurological Disorders Extramural Research Programs in the Neurosciences and	(29,397)	-
Health and Human Services, Department of	Pass-Through	Colorado School of Mines	401419-5802	93.853	Neurological Disorders Extramural Research Programs in the Neurosciences and	91,310	-
Health and Human Services, Department of	Pass-Through	Columbia University	2 (GG010337-01)	93.853	Neurological Disorders Extramural Research Programs in the Neurosciences and	3,724	-
Health and Human Services, Department of	Pass-Through	Duke University	A032127	93.853	Neurological Disorders Extramural Research Programs in the Neurosciences and	55,348	-
Health and Human Services, Department of	Pass-Through	Hennepin Healthcare Research Institute (HHRI)	15007-02	93.853	Neurological Disorders Extramural Research Programs in the Neurosciences and	65,291	-
Health and Human Services, Department of	Pass-Through	Hennepin Healthcare Research Institute (HHRI)	15186-02	93.853	Neurological Disorders Extramural Research Programs in the Neurosciences and	585,624	-
Health and Human Services, Department of	Pass-Through	Houston Methodist Research Institute	AGMT00003060	93.853	Neurological Disorders Extramural Research Programs in the Neurosciences and	31,067	-
Health and Human Services, Department of	Pass-Through	Houston Methodist Research Institute	AGMT00004553	93.853	Neurological Disorders Extramural Research Programs in the Neurosciences and	34,505	-
Health and Human Services, Department of	Pass-Through	Indiana University	8321	93.853	Neurological Disorders Extramural Research Programs in the Neurosciences and	151,424	-
Health and Human Services, Department of	Pass-Through	Lundquist Institute for Biomedical Innovation at Harbor-UCLA Medical aka The Lundquist Institute	31037-UM	93.853	Neurological Disorders Extramural Research Programs in the Neurosciences and	(9,821)	-
Health and Human Services, Department of	Pass-Through	Lundquist Institute for Biomedical Innovation at Harbor-UCLA Medical aka The Lundquist Institute	31037-UM	93.853	Neurological Disorders Extramural Research Programs in the Neurosciences and	32,430	-
Health and Human Services, Department of	Pass-Through	Michigan State University	RC109476UM	93.853	Neurological Disorders Extramural Research Programs in the Neurosciences and	30,557	-
Health and Human Services, Department of	Pass-Through	The University of Texas Medical Branch at Galveston (UTMB)	20-84848-01	93.853	Neurological Disorders Extramural Research Programs in the Neurosciences and	11,008	-
Health and Human Services, Department of	Pass-Through	The University of Texas Southwestern Medical Center	GMO200206	93.853	Neurological Disorders Extramural Research Programs in the Neurosciences and	189,270	-
Health and Human Services, Department of	Pass-Through	Thomas Jefferson University	080-02000-S36701 PO200014209	93.853	Neurological Disorders Extramural Research Programs in the Neurosciences and	11,456	-
Health and Human Services, Department of	Pass-Through	University of California - Los Angeles	1580 G UE874	93.853	Neurological Disorders Extramural Research Programs in the Neurosciences and	58,852	-
Health and Human Services, Department of	Pass-Through	University of California - San Francisco	10069	93.853	Neurological Disorders Extramural Research Programs in the Neurosciences and	1	-
Health and Human Services, Department of	Pass-Through	University of California - San Francisco	10180sc	93.853	Neurological Disorders Extramural Research Programs in the Neurosciences and	630	-
Health and Human Services, Department of	Pass-Through	University of California - San Francisco	11991sc	93.853	Neurological Disorders Extramural Research Programs in the Neurosciences and	31,838	-
Health and Human Services, Department of	Pass-Through	University of Minnesota	N004631406	93.853	Neurological Disorders Extramural Research Programs in the Neurosciences and	59,975	-
Health and Human Services, Department of	Pass-Through	University of Minnesota	P006124701	93.853	Neurological Disorders Extramural Research Programs in the Neurosciences and	(153)	-
Health and Human Services, Department of	Pass-Through	University of Pittsburgh	AWD00001302 (133623-1)	93.853	Neurological Disorders Extramural Research Programs in the Neurosciences and	2,176	-
Health and Human Services, Department of	Pass-Through	University of Virginia	GB10094 PO 2167241	93.853	Neurological Disorders Extramural Research Programs in the Neurosciences and	816,808	-
Health and Human Services, Department of	Pass-Through	University of Virginia	GB10094-147355	93.853	Neurological Disorders Extramural Research Programs in the Neurosciences and	(151,144)	40,000
Health and Human Services, Department of	Pass-Through	University of Virginia	GC12107-149698	93.853	Neurological Disorders Extramural Research Programs in the Neurosciences and	131,620	-
Health and Human Services, Department of	Pass-Through	University of Wisconsin	0000000039	93.853	Neurological Disorders Extramural Research Programs in the Neurosciences and	70,627	-
Health and Human Services, Department of	Pass-Through	Vanderbilt University	UNIV59892	93.853	Neurological Disorders	210,558	-

University of Michigan  
Schedule of Expenditures of Federal Awards  
For the Year Ended June 30, 2020

Cluster Title/Federal Grantor/Program	Type	Pass-Through Grantor	Award Identifier	CFDA Number	CFDA Program Title	Federal Expenditures	Passed-Through to Subrecipients
Health and Human Services, Department of	Pass-Through	Wayne State University	WSU19085-A2	93.853	Extramural Research Programs in the Neurosciences and Neurological Disorders	91,786	-
Health and Human Services, Department of	Pass-Through	William Marsh Rice University	R23341	93.853	Extramural Research Programs in the Neurosciences and Neurological Disorders	127,091	-
						\$ 42,200,390	\$ 4,440,962
Health and Human Services, Department of	Direct		1 F31 A1136615-01	93.855	Allergy and Infectious Diseases Research	(1,784)	-
Health and Human Services, Department of	Direct		1 F31 A1140618-01	93.855	Allergy and Infectious Diseases Research	39,140	-
Health and Human Services, Department of	Direct		1 R01 A1141673-01A1	93.855	Allergy and Infectious Diseases Research	2,519	-
Health and Human Services, Department of	Direct		1 R01 A1150687-01	93.855	Allergy and Infectious Diseases Research	2,509	-
Health and Human Services, Department of	Direct		1 R56 A1130004-01A1	93.855	Allergy and Infectious Diseases Research	(5,505)	-
Health and Human Services, Department of	Direct		1 R56 A1130130-01	93.855	Allergy and Infectious Diseases Research	(108,978)	24,286
Health and Human Services, Department of	Direct		2R56A1101285-06A1	93.855	Allergy and Infectious Diseases Research	100,839	-
Health and Human Services, Department of	Direct		5 F30 A1136315-04	93.855	Allergy and Infectious Diseases Research	41,832	-
Health and Human Services, Department of	Direct		5 F30 A1145113-02	93.855	Allergy and Infectious Diseases Research	20,876	-
Health and Human Services, Department of	Direct		5 F31 A1129697-02	93.855	Allergy and Infectious Diseases Research	(7,711)	-
Health and Human Services, Department of	Direct		5 F31 A1131957-03	93.855	Allergy and Infectious Diseases Research	36,179	-
Health and Human Services, Department of	Direct		5 F31 A1134287-02	93.855	Allergy and Infectious Diseases Research	31,559	-
Health and Human Services, Department of	Direct		5 F32 A1134016-03	93.855	Allergy and Infectious Diseases Research	63,250	-
Health and Human Services, Department of	Direct		5 F32 A1147527-02	93.855	Allergy and Infectious Diseases Research	63,977	-
Health and Human Services, Department of	Direct		5 F32 A1150027-02	93.855	Allergy and Infectious Diseases Research	28,829	-
Health and Human Services, Department of	Direct		5 K01 A1137123-03	93.855	Allergy and Infectious Diseases Research	118,783	-
Health and Human Services, Department of	Direct		5 K01 A1141579-03	93.855	Allergy and Infectious Diseases Research	102,247	-
Health and Human Services, Department of	Direct		5 K08 A1119182-05	93.855	Allergy and Infectious Diseases Research	161,745	-
Health and Human Services, Department of	Direct		5 K08 A1128006-04	93.855	Allergy and Infectious Diseases Research	191,467	-
Health and Human Services, Department of	Direct		5 K08 A1130362-03	93.855	Allergy and Infectious Diseases Research	150,320	-
Health and Human Services, Department of	Direct		5 K22 A1137299-02	93.855	Allergy and Infectious Diseases Research	107,390	-
Health and Human Services, Department of	Direct		5 K23 A1108951-05	93.855	Allergy and Infectious Diseases Research	17,080	-
Health and Human Services, Department of	Direct		5 K23 A1123595-05	93.855	Allergy and Infectious Diseases Research	199,428	-
Health and Human Services, Department of	Direct		5 R01 A1140133-03	93.855	Allergy and Infectious Diseases Research	564,687	142,496
Health and Human Services, Department of	Direct		5 R01 A1036302-20	93.855	Allergy and Infectious Diseases Research	(4,669)	-
Health and Human Services, Department of	Direct		5 R01 A1044115-18	93.855	Allergy and Infectious Diseases Research	(1,677)	-
Health and Human Services, Department of	Direct		5 R01 A1044115-21	93.855	Allergy and Infectious Diseases Research	343,084	-
Health and Human Services, Department of	Direct		5 R01 A1046675-21	93.855	Allergy and Infectious Diseases Research	377,820	-
Health and Human Services, Department of	Direct		5 R01 A1060584-14	93.855	Allergy and Infectious Diseases Research	384,606	-
Health and Human Services, Department of	Direct		5 R01 A1063331-14	93.855	Allergy and Infectious Diseases Research	257,556	-
Health and Human Services, Department of	Direct		5 R01 A1064296-15	93.855	Allergy and Infectious Diseases Research	399,149	-
Health and Human Services, Department of	Direct		5 R01 A1071727-14	93.855	Allergy and Infectious Diseases Research	384,670	26,822
Health and Human Services, Department of	Direct		5 R01 A1080870-10	93.855	Allergy and Infectious Diseases Research	408,703	-
Health and Human Services, Department of	Direct		5 R01 A1097134-05	93.855	Allergy and Infectious Diseases Research	(8,000)	-
Health and Human Services, Department of	Direct		5 R01 A1105068-05	93.855	Allergy and Infectious Diseases Research	(1,306)	-
Health and Human Services, Department of	Direct		5 R01 A1106806-03	93.855	Allergy and Infectious Diseases Research	(1,482)	-
Health and Human Services, Department of	Direct		5 R01 A1110780-05	93.855	Allergy and Infectious Diseases Research	376,126	68,331
Health and Human Services, Department of	Direct		5 R01 A1112626-05	93.855	Allergy and Infectious Diseases Research	412,816	126,985
Health and Human Services, Department of	Direct		5 R01 A1117229-05	93.855	Allergy and Infectious Diseases Research	205,941	-
Health and Human Services, Department of	Direct		5 R01 A1119446-06	93.855	Allergy and Infectious Diseases Research	795,931	-
Health and Human Services, Department of	Direct		5 R01 A1120526-04	93.855	Allergy and Infectious Diseases Research	279,856	-
Health and Human Services, Department of	Direct		5 R01 A1120607-05	93.855	Allergy and Infectious Diseases Research	226,147	62,100
Health and Human Services, Department of	Direct		5 R01 A1120997-05	93.855	Allergy and Infectious Diseases Research	644,493	423,383
Health and Human Services, Department of	Direct		5 R01 A1121302-05	93.855	Allergy and Infectious Diseases Research	363,064	(1,202)
Health and Human Services, Department of	Direct		5 R01 A1123093-04	93.855	Allergy and Infectious Diseases Research	924,770	523,383
Health and Human Services, Department of	Direct		5 R01 A1123957-04	93.855	Allergy and Infectious Diseases Research	469,945	-
Health and Human Services, Department of	Direct		5 R01 A1125307-05	93.855	Allergy and Infectious Diseases Research	442,688	76,360
Health and Human Services, Department of	Direct		5 R01 A1127070-05	93.855	Allergy and Infectious Diseases Research	620,887	-
Health and Human Services, Department of	Direct		5 R01 A1129958-05	93.855	Allergy and Infectious Diseases Research	712,690	-
Health and Human Services, Department of	Direct		5 R01 A1130025-05	93.855	Allergy and Infectious Diseases Research	400,093	-
Health and Human Services, Department of	Direct		5 R01 A1132372-04	93.855	Allergy and Infectious Diseases Research	574,219	356,788
Health and Human Services, Department of	Direct		5 R01 A1134678-03	93.855	Allergy and Infectious Diseases Research	710,687	-
Health and Human Services, Department of	Direct		5 R01 A1134731-02	93.855	Allergy and Infectious Diseases Research	445,923	64,419
Health and Human Services, Department of	Direct		5 R01 A1134999-02	93.855	Allergy and Infectious Diseases Research	441,633	-
Health and Human Services, Department of	Direct		5 R01 A1136941-02	93.855	Allergy and Infectious Diseases Research	303,926	-
Health and Human Services, Department of	Direct		5 R01 A1136977-03	93.855	Allergy and Infectious Diseases Research	577,856	292,273
Health and Human Services, Department of	Direct		5 R01 A1137085 03	93.855	Allergy and Infectious Diseases Research	301,159	24,952
Health and Human Services, Department of	Direct		5 R01 A1138347-04	93.855	Allergy and Infectious Diseases Research	512,466	-
Health and Human Services, Department of	Direct		5 R01 A1138348-03	93.855	Allergy and Infectious Diseases Research	381,126	-
Health and Human Services, Department of	Direct		5 R01 A1141591-02	93.855	Allergy and Infectious Diseases Research	194,217	49,753
Health and Human Services, Department of	Direct		5 R01 A1148076-02	93.855	Allergy and Infectious Diseases Research	426,989	84,870
Health and Human Services, Department of	Direct		5 R01 A1148084-02	93.855	Allergy and Infectious Diseases Research	164,327	-
Health and Human Services, Department of	Direct		5 R01 A1148383-02	93.855	Allergy and Infectious Diseases Research	321,529	-
Health and Human Services, Department of	Direct		5 R01 A1150897-02	93.855	Allergy and Infectious Diseases Research	35,644	-
Health and Human Services, Department of	Direct		5 R01 A1393935-03	93.855	Allergy and Infectious Diseases Research	662,940	-
Health and Human Services, Department of	Direct		5 R01 A1059722-14	93.855	Allergy and Infectious Diseases Research	12,560	-
Health and Human Services, Department of	Direct		5 R01 A116791-05	93.855	Allergy and Infectious Diseases Research	591,719	-
Health and Human Services, Department of	Direct		5 R01A118886-05	93.855	Allergy and Infectious Diseases Research	440,516	-
Health and Human Services, Department of	Direct		5 R01A1121156-05	93.855	Allergy and Infectious Diseases Research	483,596	-

University of Michigan  
 Schedule of Expenditures of Federal Awards  
 For the Year Ended June 30, 2020

Cluster Title/Federal Grantor/Program	Type	Pass-Through Grantor	Award Identifier	CFDA Number	CFDA Program Title	Federal Expenditures	Passed-Through to Subrecipients
Health and Human Services, Department of	Direct		5 R01AI143852-03	93.855	Allergy and Infectious Diseases Research	219,732	7,215
Health and Human Services, Department of	Direct		5 R01AI149669-02	93.855	Allergy and Infectious Diseases Research	156,800	-
Health and Human Services, Department of	Direct		5 R03 AI130610-02	93.855	Allergy and Infectious Diseases Research	69,785	-
Health and Human Services, Department of	Direct		5 R03 AI137658 02	93.855	Allergy and Infectious Diseases Research	72,050	-
Health and Human Services, Department of	Direct		5 R13AI096720 09	93.855	Allergy and Infectious Diseases Research	12,000	-
Health and Human Services, Department of	Direct		5 R2 1AI142144-02	93.855	Allergy and Infectious Diseases Research	163,514	58,618
Health and Human Services, Department of	Direct		5 R21 AI122098-02	93.855	Allergy and Infectious Diseases Research	(4,094)	-
Health and Human Services, Department of	Direct		5 R21 AI122244-02	93.855	Allergy and Infectious Diseases Research	68,617	-
Health and Human Services, Department of	Direct		5 R21 AI126054-02	93.855	Allergy and Infectious Diseases Research	152,483	-
Health and Human Services, Department of	Direct		5 R21 AI127492-02	93.855	Allergy and Infectious Diseases Research	(1,728)	-
Health and Human Services, Department of	Direct		5 R21 AI128120-02	93.855	Allergy and Infectious Diseases Research	24,153	-
Health and Human Services, Department of	Direct		5 R21 AI130328 02	93.855	Allergy and Infectious Diseases Research	159,680	-
Health and Human Services, Department of	Direct		5 R21 AI138179-02	93.855	Allergy and Infectious Diseases Research	177,143	-
Health and Human Services, Department of	Direct		5 R21 AI135403-02	93.855	Allergy and Infectious Diseases Research	217,917	-
Health and Human Services, Department of	Direct		5 R21 AI135559-02	93.855	Allergy and Infectious Diseases Research	210,335	65,662
Health and Human Services, Department of	Direct		5 R21 AI136657-02	93.855	Allergy and Infectious Diseases Research	198,248	22,328
Health and Human Services, Department of	Direct		5 R21 AI137535-02	93.855	Allergy and Infectious Diseases Research	203,447	84,263
Health and Human Services, Department of	Direct		5 R21 AI137669-02	93.855	Allergy and Infectious Diseases Research	156,845	-
Health and Human Services, Department of	Direct		5 R21 AI138177-02	93.855	Allergy and Infectious Diseases Research	239,727	-
Health and Human Services, Department of	Direct		5 R21 AI138180-02	93.855	Allergy and Infectious Diseases Research	116,337	-
Health and Human Services, Department of	Direct		5 R21 AI140106-02	93.855	Allergy and Infectious Diseases Research	83,116	-
Health and Human Services, Department of	Direct		5 R21 AI141832-02	93.855	Allergy and Infectious Diseases Research	214,693	-
Health and Human Services, Department of	Direct		5 R21 AI141835-02	93.855	Allergy and Infectious Diseases Research	224,746	13,705
Health and Human Services, Department of	Direct		5 R21 AI142032-02	93.855	Allergy and Infectious Diseases Research	239,706	-
Health and Human Services, Department of	Direct		5 R21 AI142047 - 02	93.855	Allergy and Infectious Diseases Research	138,274	-
Health and Human Services, Department of	Direct		5 R21 AI142073-02	93.855	Allergy and Infectious Diseases Research	180,890	-
Health and Human Services, Department of	Direct		5 R21 AI143276-02	93.855	Allergy and Infectious Diseases Research	119,542	-
Health and Human Services, Department of	Direct		5 R21 AI146659-02	93.855	Allergy and Infectious Diseases Research	10,743	-
Health and Human Services, Department of	Direct		5 R21 AI147155-02	93.855	Allergy and Infectious Diseases Research	153,583	-
Health and Human Services, Department of	Direct		5 R21 AI147677-02	93.855	Allergy and Infectious Diseases Research	29,838	-
Health and Human Services, Department of	Direct		5 R21 AI148381-02	93.855	Allergy and Infectious Diseases Research	125,182	-
Health and Human Services, Department of	Direct		5 R21AI140449-02	93.855	Allergy and Infectious Diseases Research	158,947	-
Health and Human Services, Department of	Direct		5 R33 AI116158-05	93.855	Allergy and Infectious Diseases Research	251,585	-
Health and Human Services, Department of	Direct		5 R33 AI116190-05	93.855	Allergy and Infectious Diseases Research	304,670	-
Health and Human Services, Department of	Direct		5 R33 AI127492-04	93.855	Allergy and Infectious Diseases Research	419,135	-
Health and Human Services, Department of	Direct		5 U01 AI124255-05	93.855	Allergy and Infectious Diseases Research	1,696,148	205,197
Health and Human Services, Department of	Direct		5 U19 AI110502-05	93.855	Allergy and Infectious Diseases Research	149,218	-
Health and Human Services, Department of	Direct		5 U19 AI116482-05	93.855	Allergy and Infectious Diseases Research	984,880	120,061
Health and Human Services, Department of	Direct		5 UH2 AI128900-02	93.855	Allergy and Infectious Diseases Research	(475)	-
Health and Human Services, Department of	Direct		5 UH2 AI132931-02	93.855	Allergy and Infectious Diseases Research	126,325	43,363
Health and Human Services, Department of	Direct		5 UH3AI128900 05	93.855	Allergy and Infectious Diseases Research	119,917	-
Health and Human Services, Department of	Direct		5 UM1 AI110557-05	93.855	Allergy and Infectious Diseases Research	(14,792)	-
Health and Human Services, Department of	Direct		5 UMI AI144298-03	93.855	Allergy and Infectious Diseases Research	221,671	-
Health and Human Services, Department of	Direct		5R21 AI148767-02	93.855	Allergy and Infectious Diseases Research	549	-
Health and Human Services, Department of	Direct		5-R21AI137222-02	93.855	Allergy and Infectious Diseases Research	178,519	7,076
Health and Human Services, Department of	Direct		5R21AI148898-02	93.855	Allergy and Infectious Diseases Research	27,041	-
Health and Human Services, Department of	Direct		T32 AI007413	93.855	Allergy and Infectious Diseases Research	(192,564)	-
Health and Human Services, Department of	Direct		T32 AI007413	93.855	Allergy and Infectious Diseases Research	623,924	-
Health and Human Services, Department of	Direct		T32 AI007528	93.855	Allergy and Infectious Diseases Research	23,832	-
Health and Human Services, Department of	Pass-Through	Benaroya Research Institute at Virginia Mason (BRI)	FY17ITN211	93.855	Allergy and Infectious Diseases Research	(19,692)	-
Health and Human Services, Department of	Pass-Through	Benaroya Research Institute at Virginia Mason (BRI)	FY19ITN079	93.855	Allergy and Infectious Diseases Research	15,809	-
Health and Human Services, Department of	Pass-Through	Benaroya Research Institute at Virginia Mason (BRI)	FY19ITN211/ITN075AI	93.855	Allergy and Infectious Diseases Research	64,497	-
Health and Human Services, Department of	Pass-Through	Benaroya Research Institute at Virginia Mason (BRI)	FY19ITN351	93.855	Allergy and Infectious Diseases Research	13,310	-
Health and Human Services, Department of	Pass-Through	Benaroya Research Institute at Virginia Mason (BRI)	FY20ITN079	93.855	Allergy and Infectious Diseases Research	6,492	-
Health and Human Services, Department of	Pass-Through	Benaroya Research Institute at Virginia Mason (BRI)	FY20ITN211	93.855	Allergy and Infectious Diseases Research	19,270	-
Health and Human Services, Department of	Pass-Through	Benaroya Research Institute at Virginia Mason (BRI)	FY20ITN351	93.855	Allergy and Infectious Diseases Research	16,125	-
Health and Human Services, Department of	Pass-Through	Colorado State University	G-15193-02	93.855	Allergy and Infectious Diseases Research	7,662	-
Health and Human Services, Department of	Pass-Through	Columbia University	4(GG011022-01)	93.855	Allergy and Infectious Diseases Research	68,484	-
Health and Human Services, Department of	Pass-Through	Emory University	A287840	93.855	Allergy and Infectious Diseases Research	133,055	-
Health and Human Services, Department of	Pass-Through	Emory University	T939626	93.855	Allergy and Infectious Diseases Research	194,825	-
Health and Human Services, Department of	Pass-Through	Hektoen Institute for Medical Research, The	50801-324-UMICH	93.855	Allergy and Infectious Diseases Research	29,243	-
Health and Human Services, Department of	Pass-Through	Henry Ford Health System	B23832UMICH/PO0012903591	93.855	Allergy and Infectious Diseases Research	156,356	-
Health and Human Services, Department of	Pass-Through	Hutchinson, Fred, Cancer Research Center	0000962952	93.855	Allergy and Infectious Diseases Research	11,383	-
Health and Human Services, Department of	Pass-Through	Johns Hopkins University	2004030292	93.855	Allergy and Infectious Diseases Research	26,085	-
Health and Human Services, Department of	Pass-Through	Johns Hopkins University	LDR 01 MOD 06	93.855	Allergy and Infectious Diseases Research	13,749	-
Health and Human Services, Department of	Pass-Through	Johns Hopkins University	LDR 01 MOD 09	93.855	Allergy and Infectious Diseases Research	20,466	-
Health and Human Services, Department of	Pass-Through	Michigan State University	RC105644UoIM	93.855	Allergy and Infectious Diseases Research	28,146	-
Health and Human Services, Department of	Pass-Through	Michigan State University	RC107329UM	93.855	Allergy and Infectious Diseases Research	1,955	-
Health and Human Services, Department of	Pass-Through	Michigan State University	RC107329UM	93.855	Allergy and Infectious Diseases Research	15,645	-
Health and Human Services, Department of	Pass-Through	Northwestern University	60047274 RUM	93.855	Allergy and Infectious Diseases Research	37,885	-
Health and Human Services, Department of	Pass-Through	NOTA Laboratories LLC	Roundtable Research Agreement	93.855	Allergy and Infectious Diseases Research	8,219	-
Health and Human Services, Department of	Pass-Through	Pennsylvania State University	5869-UM-DHHS-0856	93.855	Allergy and Infectious Diseases Research	27,755	-
Health and Human Services, Department of	Pass-Through	Rush University Medical Center	18092008-Sub01	93.855	Allergy and Infectious Diseases Research	10,030	-
Health and Human Services, Department of	Pass-Through	Rush University Medical Center	Sub award 14102310-MICH	93.855	Allergy and Infectious Diseases Research	17,616	-

University of Michigan  
 Schedule of Expenditures of Federal Awards  
 For the Year Ended June 30, 2020

Cluster Title/Federal Grantor/Program	Type	Pass-Through Grantor	Award Identifier	CFDA Number	CFDA Program Title	Federal Expenditures	Passed-Through to Subrecipients
Health and Human Services, Department of	Pass-Through	Rutgers University	0795	93.855	Allergy and Infectious Diseases Research	(4,573)	-
Health and Human Services, Department of	Pass-Through	Scripps Research Institute, The	5-27170	93.855	Allergy and Infectious Diseases Research	59,332	-
Health and Human Services, Department of	Pass-Through	Seattle Children's Hospital	12138SUB	93.855	Allergy and Infectious Diseases Research	56,282	-
Health and Human Services, Department of	Pass-Through	St. Jude Children's Research Hospital	112525010-7883641	93.855	Allergy and Infectious Diseases Research	910,899	-
Health and Human Services, Department of	Pass-Through	St. Jude Children's Research Hospital	112525020-7932713	93.855	Allergy and Infectious Diseases Research	125,079	-
Health and Human Services, Department of	Pass-Through	State University of New York (SUNY)	R1056568	93.855	Allergy and Infectious Diseases Research	(27,211)	-
Health and Human Services, Department of	Pass-Through	Sustainable Sciences Institute	F038211	93.855	Allergy and Infectious Diseases Research	6,529	-
Health and Human Services, Department of	Pass-Through	Sustainable Sciences Institute	Subaward Agreement	93.855	Allergy and Infectious Diseases Research	(160)	-
Health and Human Services, Department of	Pass-Through	The Icahn School of Medicine at Mount Sinai (ISMMS)	0255-1351-4609	93.855	Allergy and Infectious Diseases Research	(290)	-
Health and Human Services, Department of	Pass-Through	The Icahn School of Medicine at Mount Sinai (ISMMS)	0255-B001-4609	93.855	Allergy and Infectious Diseases Research	8,285	-
Health and Human Services, Department of	Pass-Through	The Icahn School of Medicine at Mount Sinai (ISMMS)	0255-B002-4609	93.855	Allergy and Infectious Diseases Research	60,154	-
Health and Human Services, Department of	Pass-Through	Therapeutics System Research Lab, Inc. (TSRL, Inc.)	Subcontract 19-PAF01327	93.855	Allergy and Infectious Diseases Research	9,305	-
Health and Human Services, Department of	Pass-Through	Tufts University	100610-00001	93.855	Allergy and Infectious Diseases Research	94,181	-
Health and Human Services, Department of	Pass-Through	Tufts University	NIH121/PO# EP0195361	93.855	Allergy and Infectious Diseases Research	56,305	-
Health and Human Services, Department of	Pass-Through	University of California - Berkeley	00008952	93.855	Allergy and Infectious Diseases Research	(1,324)	-
Health and Human Services, Department of	Pass-Through	University of California - Berkeley	00008952	93.855	Allergy and Infectious Diseases Research	125,791	-
Health and Human Services, Department of	Pass-Through	University of California - Berkeley	00010292/PO-BB01333226	93.855	Allergy and Infectious Diseases Research	11,069	-
Health and Human Services, Department of	Pass-Through	University of California - Davis	A19-2105-S001	93.855	Allergy and Infectious Diseases Research	19,479	-
Health and Human Services, Department of	Pass-Through	University of California - San Francisco	11102sc	93.855	Allergy and Infectious Diseases Research	14,411	-
Health and Human Services, Department of	Pass-Through	University of California - San Francisco	11102sc	93.855	Allergy and Infectious Diseases Research	18,377	-
Health and Human Services, Department of	Pass-Through	University of California - San Francisco	8246SC	93.855	Allergy and Infectious Diseases Research	(106)	-
Health and Human Services, Department of	Pass-Through	University of California - San Francisco	8808sc	93.855	Allergy and Infectious Diseases Research	(9,819)	-
Health and Human Services, Department of	Pass-Through	University of California - San Francisco	8808sc	93.855	Allergy and Infectious Diseases Research	119,432	-
Health and Human Services, Department of	Pass-Through	University of California - San Francisco	8970sc	93.855	Allergy and Infectious Diseases Research	(4,589)	-
Health and Human Services, Department of	Pass-Through	University of California - San Francisco	9433sc	93.855	Allergy and Infectious Diseases Research	(3,488)	-
Health and Human Services, Department of	Pass-Through	University of California - San Francisco	9438sc	93.855	Allergy and Infectious Diseases Research	(13,209)	-
Health and Human Services, Department of	Pass-Through	University of Chicago	AWD100226 (SUB00000052	93.855	Allergy and Infectious Diseases Research	150,669	-
Health and Human Services, Department of	Pass-Through	University of Florida, The	SUB00001658 - Project P0105695	93.855	Allergy and Infectious Diseases Research	44,684	-
Health and Human Services, Department of	Pass-Through	University of Georgia	SUB00002053	93.855	Allergy and Infectious Diseases Research	170,136	-
Health and Human Services, Department of	Pass-Through	University of Georgia	SUB00002082	93.855	Allergy and Infectious Diseases Research	27,158	-
Health and Human Services, Department of	Pass-Through	University of North Carolina at Chapel Hill	5115151	93.855	Allergy and Infectious Diseases Research	12,054	-
Health and Human Services, Department of	Pass-Through	University of Pennsylvania	574524/4145570PO4338198	93.855	Allergy and Infectious Diseases Research	19,071	-
Health and Human Services, Department of	Pass-Through	University of Pittsburgh	CNVAA00050569 (127631-2)	93.855	Allergy and Infectious Diseases Research	258,233	-
Health and Human Services, Department of	Pass-Through	Vanderbilt University	VUMC64255	93.855	Allergy and Infectious Diseases Research	(72,708)	-
Health and Human Services, Department of	Pass-Through	Vanderbilt University	VUMC64255	93.855	Allergy and Infectious Diseases Research	61,490	-
Health and Human Services, Department of	Pass-Through	Vanderbilt University	VUMC64255	93.855	Allergy and Infectious Diseases Research	190,823	-
Health and Human Services, Department of	Pass-Through	Vanderbilt University	VUMC67195	93.855	Allergy and Infectious Diseases Research	119,546	-
Health and Human Services, Department of	Pass-Through	VLP Biotech, Inc	Award Letter	93.855	Allergy and Infectious Diseases Research	85,457	-
Health and Human Services, Department of	Pass-Through	Washington University in St. Louis	WU-19-228	93.855	Allergy and Infectious Diseases Research	120,183	-
Health and Human Services, Department of	Pass-Through	Wayne State University	WSU17079	93.855	Allergy and Infectious Diseases Research	3,355	-
Health and Human Services, Department of	Pass-Through	Western Michigan University	500.008	93.855	Allergy and Infectious Diseases Research	59,935	-
						\$ 31,934,042	\$ 2,973,587
Health and Human Services, Department of	Direct		1 R01 GM126028-01A1	93.859	Biomedical Research and Research Training	14,772	\$ -
Health and Human Services, Department of	Direct		1 R15 GM134389-01	93.859	Biomedical Research and Research Training	106	-
Health and Human Services, Department of	Direct		1 R35 GM133404-01	93.859	Biomedical Research and Research Training	97,997	-
Health and Human Services, Department of	Direct		1 R35 GM136341-02	93.859	Biomedical Research and Research Training	39,133	-
Health and Human Services, Department of	Direct		2 R01 GM065330-14	93.859	Biomedical Research and Research Training	436,511	-
Health and Human Services, Department of	Direct		2 R01 GM083107-13	93.859	Biomedical Research and Research Training	348,472	-
Health and Human Services, Department of	Direct		2 R01 GM118651-06	93.859	Biomedical Research and Research Training	54,628	-
Health and Human Services, Department of	Direct		4 R01 GM049500-18	93.859	Biomedical Research and Research Training	(11,745)	-
Health and Human Services, Department of	Direct		4 R01 GM097117-05	93.859	Biomedical Research and Research Training	(2,116)	-
Health and Human Services, Department of	Direct		4 R25 GM058641-17	93.859	Biomedical Research and Research Training	(7,840)	-
Health and Human Services, Department of	Direct		5 R01 GM105920-04	93.859	Biomedical Research and Research Training	(2,449)	-
Health and Human Services, Department of	Direct		5 R01 GM111486-05	93.859	Biomedical Research and Research Training	159,168	-
Health and Human Services, Department of	Direct		5 F31 GM131631-03	93.859	Biomedical Research and Research Training	50,311	-
Health and Human Services, Department of	Direct		5 F31 GM134671-02	93.859	Biomedical Research and Research Training	42,508	-
Health and Human Services, Department of	Direct		5 F32 FM126635-02	93.859	Biomedical Research and Research Training	57,464	-
Health and Human Services, Department of	Direct		5 F32 GM122357-02	93.859	Biomedical Research and Research Training	(464)	-
Health and Human Services, Department of	Direct		5 F32 GM130010-02	93.859	Biomedical Research and Research Training	68,701	-
Health and Human Services, Department of	Direct		5 F32 GM133099-02	93.859	Biomedical Research and Research Training	50,654	-
Health and Human Services, Department of	Direct		5 F32 GM136020-02	93.859	Biomedical Research and Research Training	33,828	-
Health and Human Services, Department of	Direct		5 F32 GM136022-02	93.859	Biomedical Research and Research Training	30,178	-
Health and Human Services, Department of	Direct		5 F32 GM137513-02	93.859	Biomedical Research and Research Training	15,023	-
Health and Human Services, Department of	Direct		5 F32 GM137527-02	93.859	Biomedical Research and Research Training	9,922	-
Health and Human Services, Department of	Direct		5 K08 GM115859-04	93.859	Biomedical Research and Research Training	31,083	-
Health and Human Services, Department of	Direct		5 K12 GM111725-05	93.859	Biomedical Research and Research Training	851,103	76,002
Health and Human Services, Department of	Direct		5 K23 GM104354-05	93.859	Biomedical Research and Research Training	60,829	-
Health and Human Services, Department of	Direct		5 K23 GM126317-03	93.859	Biomedical Research and Research Training	164,847	-
Health and Human Services, Department of	Direct		5 R00 GM111767-05	93.859	Biomedical Research and Research Training	(1,358)	-
Health and Human Services, Department of	Direct		5 R00 GM117268-05	93.859	Biomedical Research and Research Training	265,067	-
Health and Human Services, Department of	Direct		5 R00 GM127757-04	93.859	Biomedical Research and Research Training	28,714	-
Health and Human Services, Department of	Direct		5 R01 GM024872-42	93.859	Biomedical Research and Research Training	575,384	-
Health and Human Services, Department of	Direct		5 R01 GM037554-28	93.859	Biomedical Research and Research Training	274,068	-
Health and Human Services, Department of	Direct		5 R01 GM040602-29	93.859	Biomedical Research and Research Training	22,258	-

University of Michigan  
 Schedule of Expenditures of Federal Awards  
 For the Year Ended June 30, 2020

Cluster Title/Federal Grantor/Program	Type	Pass-Through Grantor	Award Identifier	CFDA Number	CFDA Program Title	Federal Expenditures	Passed-Through to Subrecipients
Health and Human Services, Department of	Direct		5 R01 GM053396-29	93.859	Biomedical Research and Research Training	(23,241)	-
Health and Human Services, Department of	Direct		5 R01 GM053536-20	93.859	Biomedical Research and Research Training	9,495	-
Health and Human Services, Department of	Direct		5 R01 GM056398-21	93.859	Biomedical Research and Research Training	393,901	-
Health and Human Services, Department of	Direct		5 R01 GM062261-21	93.859	Biomedical Research and Research Training	391,606	10,520
Health and Human Services, Department of	Direct		5 R01 GM065330-13	93.859	Biomedical Research and Research Training	(41,485)	-
Health and Human Services, Department of	Direct		5 R01 GM076477-12	93.859	Biomedical Research and Research Training	(32,409)	-
Health and Human Services, Department of	Direct		5 R01 GM077430 15	93.859	Biomedical Research and Research Training	657,370	-
Health and Human Services, Department of	Direct		5 R01 GM081702-08	93.859	Biomedical Research and Research Training	37,591	-
Health and Human Services, Department of	Direct		5 R01 GM084018-08	93.859	Biomedical Research and Research Training	239,433	-
Health and Human Services, Department of	Direct		5 R01 GM084127-09	93.859	Biomedical Research and Research Training	151,702	-
Health and Human Services, Department of	Direct		5 R01 GM086596-07	93.859	Biomedical Research and Research Training	(3,348)	-
Health and Human Services, Department of	Direct		5 R01 GM086596-11	93.859	Biomedical Research and Research Training	478,738	-
Health and Human Services, Department of	Direct		5 R01 GM086610-10	93.859	Biomedical Research and Research Training	466,905	-
Health and Human Services, Department of	Direct		5 R01 GM088242 12	93.859	Biomedical Research and Research Training	303,335	-
Health and Human Services, Department of	Direct		5 R01 GM088242-10	93.859	Biomedical Research and Research Training	1,447	-
Health and Human Services, Department of	Direct		5 R01 GM093088-08	93.859	Biomedical Research and Research Training	155,764	-
Health and Human Services, Department of	Direct		5 R01 GM094231 11	93.859	Biomedical Research and Research Training	317,572	-
Health and Human Services, Department of	Direct		5 R01 GM095832-08	93.859	Biomedical Research and Research Training	546,859	-
Health and Human Services, Department of	Direct		5 R01 GM098578-08	93.859	Biomedical Research and Research Training	191,217	-
Health and Human Services, Department of	Direct		5 R01 GM101171-09	93.859	Biomedical Research and Research Training	257,538	-
Health and Human Services, Department of	Direct		5 R01 GM103232-06	93.859	Biomedical Research and Research Training	486,381	-
Health and Human Services, Department of	Direct		5 R01 GM103695-11	93.859	Biomedical Research and Research Training	251,876	18,558
Health and Human Services, Department of	Direct		5 R01 GM104130-06	93.859	Biomedical Research and Research Training	168,508	-
Health and Human Services, Department of	Direct		5 R01 GM105671-06	93.859	Biomedical Research and Research Training	(67,143)	(251)
Health and Human Services, Department of	Direct		5 R01 GM107146-04	93.859	Biomedical Research and Research Training	(5,403)	-
Health and Human Services, Department of	Direct		5 R01 GM107148-05	93.859	Biomedical Research and Research Training	82,264	-
Health and Human Services, Department of	Direct		5 R01 GM107312-05	93.859	Biomedical Research and Research Training	2,184	-
Health and Human Services, Department of	Direct		5 R01 GM108468-04	93.859	Biomedical Research and Research Training	152,428	-
Health and Human Services, Department of	Direct		5 R01 GM108722-05	93.859	Biomedical Research and Research Training	95,732	-
Health and Human Services, Department of	Direct		5 R01 GM110019-04	93.859	Biomedical Research and Research Training	(123)	-
Health and Human Services, Department of	Direct		5 R01 GM110052-05	93.859	Biomedical Research and Research Training	(70,767)	-
Health and Human Services, Department of	Direct		5 R01 GM110052-08	93.859	Biomedical Research and Research Training	253,552	-
Health and Human Services, Department of	Direct		5 R01 GM110289-04	93.859	Biomedical Research and Research Training	7,303	-
Health and Human Services, Department of	Direct		5 R01 GM111293 06	93.859	Biomedical Research and Research Training	233,671	-
Health and Human Services, Department of	Direct		5 R01 GM111293-03	93.859	Biomedical Research and Research Training	(6,667)	-
Health and Human Services, Department of	Direct		5 R01 GM111305-04	93.859	Biomedical Research and Research Training	158,344	-
Health and Human Services, Department of	Direct		5 R01 GM111400-04	93.859	Biomedical Research and Research Training	326,178	11,013
Health and Human Services, Department of	Direct		5 R01 GM111735-05	93.859	Biomedical Research and Research Training	(336)	-
Health and Human Services, Department of	Direct		5 R01 GM111997-05	93.859	Biomedical Research and Research Training	156,170	-
Health and Human Services, Department of	Direct		5 R01 GM112786-04	93.859	Biomedical Research and Research Training	127,729	-
Health and Human Services, Department of	Direct		5 R01 GM112794-05	93.859	Biomedical Research and Research Training	285,543	-
Health and Human Services, Department of	Direct		5 R01 GM112799-04	93.859	Biomedical Research and Research Training	47,790	-
Health and Human Services, Department of	Direct		5 R01 GM112992-03	93.859	Biomedical Research and Research Training	(313)	-
Health and Human Services, Department of	Direct		5 R01 GM113188-05	93.859	Biomedical Research and Research Training	13,464	-
Health and Human Services, Department of	Direct		5 R01 GM115481-04	93.859	Biomedical Research and Research Training	262,832	-
Health and Human Services, Department of	Direct		5 R01 GM115598-05	93.859	Biomedical Research and Research Training	(5,528)	6,574
Health and Human Services, Department of	Direct		5 R01 GM116204-04	93.859	Biomedical Research and Research Training	227,405	197,488
Health and Human Services, Department of	Direct		5 R01 GM116960-04	93.859	Biomedical Research and Research Training	159,445	115,513
Health and Human Services, Department of	Direct		5 R01 GM117141-06	93.859	Biomedical Research and Research Training	365,844	-
Health and Human Services, Department of	Direct		5 R01 GM118308-04	93.859	Biomedical Research and Research Training	267,143	-
Health and Human Services, Department of	Direct		5 R01 GM118329-03	93.859	Biomedical Research and Research Training	(807)	-
Health and Human Services, Department of	Direct		5 R01 GM118475-05	93.859	Biomedical Research and Research Training	376,047	-
Health and Human Services, Department of	Direct		5 R01 GM118524-03	93.859	Biomedical Research and Research Training	116,001	-
Health and Human Services, Department of	Direct		5 R01 GM118644-05	93.859	Biomedical Research and Research Training	324,333	-
Health and Human Services, Department of	Direct		5 R01 GM118647-04	93.859	Biomedical Research and Research Training	402,313	-
Health and Human Services, Department of	Direct		5 R01 GM118751-04	93.859	Biomedical Research and Research Training	72,774	-
Health and Human Services, Department of	Direct		5 R01 GM118928-04	93.859	Biomedical Research and Research Training	321,749	-
Health and Human Services, Department of	Direct		5 R01 GM120056-05	93.859	Biomedical Research and Research Training	265,529	-
Health and Human Services, Department of	Direct		5 R01 GM120093-04	93.859	Biomedical Research and Research Training	210,070	-
Health and Human Services, Department of	Direct		5 R01 GM120094-05	93.859	Biomedical Research and Research Training	129,822	-
Health and Human Services, Department of	Direct		5 R01 GM120110-03S1	93.859	Biomedical Research and Research Training	58,009	-
Health and Human Services, Department of	Direct		5 R01 GM120142-06	93.859	Biomedical Research and Research Training	320,392	-
Health and Human Services, Department of	Direct		5 R01 GM120767-14	93.859	Biomedical Research and Research Training	376,028	-
Health and Human Services, Department of	Direct		5 R01 GM121656-04	93.859	Biomedical Research and Research Training	363,588	66,843
Health and Human Services, Department of	Direct		5 R01 GM121919-04	93.859	Biomedical Research and Research Training	242,145	-
Health and Human Services, Department of	Direct		5 R01 GM122434-04	93.859	Biomedical Research and Research Training	476,707	48,997
Health and Human Services, Department of	Direct		5 R01 GM122803-03	93.859	Biomedical Research and Research Training	215,619	-
Health and Human Services, Department of	Direct		5 R01 GM123069-03	93.859	Biomedical Research and Research Training	258,599	-
Health and Human Services, Department of	Direct		5 R01 GM123513-04	93.859	Biomedical Research and Research Training	279,368	-
Health and Human Services, Department of	Direct		5 R01 GM124030-04	93.859	Biomedical Research and Research Training	201,190	-
Health and Human Services, Department of	Direct		5 R01 GM124174-04	93.859	Biomedical Research and Research Training	255,694	-
Health and Human Services, Department of	Direct		5 R01 GM124248-04	93.859	Biomedical Research and Research Training	305,802	-
Health and Human Services, Department of	Direct		5 R01 GM124251-04	93.859	Biomedical Research and Research Training	206,701	136,193
Health and Human Services, Department of	Direct		5 R01 GM124283-04	93.859	Biomedical Research and Research Training	263,003	-

University of Michigan  
 Schedule of Expenditures of Federal Awards  
 For the Year Ended June 30, 2020

Cluster Title/Federal Grantor/Program	Type	Pass-Through Grantor	Award Identifier	CFDA Number	CFDA Program Title	Federal Expenditures	Passed-Through to Subrecipients
Health and Human Services, Department of	Direct		5 R01 GM124571-04	93.859	Biomedical Research and Research Training	419,746	-
Health and Human Services, Department of	Direct		5 R01 GM127367-03	93.859	Biomedical Research and Research Training	202,665	-
Health and Human Services, Department of	Direct		5 R01 GM127774-03	93.859	Biomedical Research and Research Training	569,980	15,029
Health and Human Services, Department of	Direct		5 R01 GM127787-03	93.859	Biomedical Research and Research Training	261,200	-
Health and Human Services, Department of	Direct		5 R01 GM129123-03	93.859	Biomedical Research and Research Training	333,907	-
Health and Human Services, Department of	Direct		5 R01 GM129347-02	93.859	Biomedical Research and Research Training	93,082	1,266
Health and Human Services, Department of	Direct		5 R01 GM130763-03	93.859	Biomedical Research and Research Training	228,928	-
Health and Human Services, Department of	Direct		5 R01 GM130997-03	93.859	Biomedical Research and Research Training	190,595	89,669
Health and Human Services, Department of	Direct		5 R01 GM133873-02	93.859	Biomedical Research and Research Training	263,158	-
Health and Human Services, Department of	Direct		5 R01 GM135252-02	93.859	Biomedical Research and Research Training	135,282	-
Health and Human Services, Department of	Direct		5 R01 GM136822-02	93.859	Biomedical Research and Research Training	8,817	-
Health and Human Services, Department of	Direct		5 R01GM062357-17	93.859	Biomedical Research and Research Training	498,717	-
Health and Human Services, Department of	Direct		5 R01GM065372-13	93.859	Biomedical Research and Research Training	225,948	-
Health and Human Services, Department of	Direct		5 R01GM070862-13S1	93.859	Biomedical Research and Research Training	39,892	17,363
Health and Human Services, Department of	Direct		5 R01GM073836-14	93.859	Biomedical Research and Research Training	306,238	-
Health and Human Services, Department of	Direct		5 R01GM103894-09	93.859	Biomedical Research and Research Training	355,771	-
Health and Human Services, Department of	Direct		5 R01GM110432-05	93.859	Biomedical Research and Research Training	(1,865)	-
Health and Human Services, Department of	Direct		5 R01GM111476-05	93.859	Biomedical Research and Research Training	32,802	-
Health and Human Services, Department of	Direct		5 R01GM117425-06	93.859	Biomedical Research and Research Training	561,290	-
Health and Human Services, Department of	Direct		5 R01GM118651-04	93.859	Biomedical Research and Research Training	152,924	-
Health and Human Services, Department of	Direct		5 R01GM120110-05	93.859	Biomedical Research and Research Training	18,950	-
Health and Human Services, Department of	Direct		5 R01-GM125881-04	93.859	Biomedical Research and Research Training	378,762	-
Health and Human Services, Department of	Direct		5 R01GM129255 02	93.859	Biomedical Research and Research Training	149,503	10,633
Health and Human Services, Department of	Direct		5 R13 GM117845-03	93.859	Biomedical Research and Research Training	8,000	-
Health and Human Services, Department of	Direct		5 R21 GM128022 02	93.859	Biomedical Research and Research Training	107,223	-
Health and Human Services, Department of	Direct		5 R21 GM134157-02	93.859	Biomedical Research and Research Training	152,364	-
Health and Human Services, Department of	Direct		5 R21GM134285-02	93.859	Biomedical Research and Research Training	173,209	22,851
Health and Human Services, Department of	Direct		5 R25 GM086262-13	93.859	Biomedical Research and Research Training	391,377	-
Health and Human Services, Department of	Direct		5 R35 GM118101-05	93.859	Biomedical Research and Research Training	377,793	-
Health and Human Services, Department of	Direct		5 R35 GM119688-05	93.859	Biomedical Research and Research Training	399,299	-
Health and Human Services, Department of	Direct		5 R35 GM122506-05	93.859	Biomedical Research and Research Training	558,603	-
Health and Human Services, Department of	Direct		5 R35 GM124875-04	93.859	Biomedical Research and Research Training	289,857	-
Health and Human Services, Department of	Direct		5 R35 GM124880-04	93.859	Biomedical Research and Research Training	469,730	-
Health and Human Services, Department of	Direct		5 R35 GM126917-03	93.859	Biomedical Research and Research Training	418,864	-
Health and Human Services, Department of	Direct		5 R35 GM126983-03	93.859	Biomedical Research and Research Training	647,392	-
Health and Human Services, Department of	Direct		5 R35 GM127303-04	93.859	Biomedical Research and Research Training	679,222	-
Health and Human Services, Department of	Direct		5 R35 GM128592-03	93.859	Biomedical Research and Research Training	364,291	-
Health and Human Services, Department of	Direct		5 R35 GM128637-03	93.859	Biomedical Research and Research Training	404,904	-
Health and Human Services, Department of	Direct		5 R35 GM128768-03	93.859	Biomedical Research and Research Training	447,788	-
Health and Human Services, Department of	Direct		5 R35 GM128819-03	93.859	Biomedical Research and Research Training	479,092	-
Health and Human Services, Department of	Direct		5 R35 GM128830-03	93.859	Biomedical Research and Research Training	319,501	-
Health and Human Services, Department of	Direct		5 R35 GM128836-03	93.859	Biomedical Research and Research Training	387,673	-
Health and Human Services, Department of	Direct		5 R35 GM130292 03	93.859	Biomedical Research and Research Training	442,941	-
Health and Human Services, Department of	Direct		5 R35 GM130331-02	93.859	Biomedical Research and Research Training	187,664	-
Health and Human Services, Department of	Direct		5 R35 GM130587-03	93.859	Biomedical Research and Research Training	473,626	-
Health and Human Services, Department of	Direct		5 R35 GM131720-03	93.859	Biomedical Research and Research Training	438,959	15,000
Health and Human Services, Department of	Direct		5 R35 GM131744-03	93.859	Biomedical Research and Research Training	705,642	-
Health and Human Services, Department of	Direct		5 R35 GM131772-03	93.859	Biomedical Research and Research Training	247,711	-
Health and Human Services, Department of	Direct		5 R35 GM131835 03	93.859	Biomedical Research and Research Training	453,351	30,015
Health and Human Services, Department of	Direct		5 R35 GM131919-02	93.859	Biomedical Research and Research Training	733,353	-
Health and Human Services, Department of	Direct		5 R35 GM131922-03	93.859	Biomedical Research and Research Training	373,779	-
Health and Human Services, Department of	Direct		5 R35 GM133325-02	93.859	Biomedical Research and Research Training	272,057	-
Health and Human Services, Department of	Direct		5 R35 GM133346-02	93.859	Biomedical Research and Research Training	161,919	-
Health and Human Services, Department of	Direct		5 R35 GM136300-02	93.859	Biomedical Research and Research Training	4,706	-
Health and Human Services, Department of	Direct		5 R35 GM136312-02	93.859	Biomedical Research and Research Training	70,715	-
Health and Human Services, Department of	Direct		5 R35 GM136332-02	93.859	Biomedical Research and Research Training	24,748	-
Health and Human Services, Department of	Direct		5 R35 GM136356-02	93.859	Biomedical Research and Research Training	65,774	-
Health and Human Services, Department of	Direct		5 R35 GM136422-02	93.859	Biomedical Research and Research Training	57,641	-
Health and Human Services, Department of	Direct		5 R35GM118073-05	93.859	Biomedical Research and Research Training	307,505	-
Health and Human Services, Department of	Direct		5 R35GM118133-05	93.859	Biomedical Research and Research Training	380,719	-
Health and Human Services, Department of	Direct		5 R35GM130183-03	93.859	Biomedical Research and Research Training	390,136	-
Health and Human Services, Department of	Direct		5 R35GM133737-02	93.859	Biomedical Research and Research Training	298,406	-
Health and Human Services, Department of	Direct		5 R37 GM039451-35	93.859	Biomedical Research and Research Training	289,453	-
Health and Human Services, Department of	Direct		5 R37 GM062261-19	93.859	Biomedical Research and Research Training	66,922	-
Health and Human Services, Department of	Direct		5 R37 GM076343-15	93.859	Biomedical Research and Research Training	184,356	-
Health and Human Services, Department of	Direct		5 R37 GM076343-17	93.859	Biomedical Research and Research Training	102,693	-
Health and Human Services, Department of	Direct		5 U01 GM110712-05	93.859	Biomedical Research and Research Training	225,282	-
Health and Human Services, Department of	Direct		7 R01 GM114471-06	93.859	Biomedical Research and Research Training	168,965	-
Health and Human Services, Department of	Direct		8 U54 AI150470-8	93.859	Biomedical Research and Research Training	5,193,821	3,892,084
Health and Human Services, Department of	Direct		T32 GM007315	93.859	Biomedical Research and Research Training	863,128	-
Health and Human Services, Department of	Direct		T32 GM007544	93.859	Biomedical Research and Research Training	655,422	-
Health and Human Services, Department of	Direct		T32 GM007767	93.859	Biomedical Research and Research Training	493,714	-
Health and Human Services, Department of	Direct		T32 GM007863	93.859	Biomedical Research and Research Training	1,635,571	-
Health and Human Services, Department of	Direct		T32 GM008322	93.859	Biomedical Research and Research Training	284,825	-

University of Michigan  
 Schedule of Expenditures of Federal Awards  
 For the Year Ended June 30, 2020

Cluster Title/Federal Grantor/Program	Type	Pass-Through Grantor	Award Identifier	CFDA Number	CFDA Program Title	Federal Expenditures	Passed-Through to Subrecipients
Health and Human Services, Department of	Direct		T32 GM008353	93.859	Biomedical Research and Research Training	543,928	-
Health and Human Services, Department of	Direct		T32 GM008597	93.859	Biomedical Research and Research Training	(40,497)	-
Health and Human Services, Department of	Direct		T32 GM008616	93.859	Biomedical Research and Research Training	157,172	-
Health and Human Services, Department of	Direct		T32 GM070449	93.859	Biomedical Research and Research Training	347,305	-
Health and Human Services, Department of	Direct		T32 GM103730	93.859	Biomedical Research and Research Training	330	-
Health and Human Services, Department of	Direct		T32 GM103730	93.859	Biomedical Research and Research Training	81,851	-
Health and Human Services, Department of	Direct		T32 GM113900	93.859	Biomedical Research and Research Training	169,134	-
Health and Human Services, Department of	Direct		T32 GM132046	93.859	Biomedical Research and Research Training	519,413	-
Health and Human Services, Department of	Pass-Through Boston University		4500002268	93.859	Biomedical Research and Research Training	58,472	-
Health and Human Services, Department of	Pass-Through Case Western Reserve University		897-SUB	93.859	Biomedical Research and Research Training	(696)	-
Health and Human Services, Department of	Pass-Through Case Western Reserve University		897-SUB	93.859	Biomedical Research and Research Training	9,200	-
Health and Human Services, Department of	Pass-Through Cornell University		87641-11479	93.859	Biomedical Research and Research Training	15,445	-
Health and Human Services, Department of	Pass-Through Emory University		T852282	93.859	Biomedical Research and Research Training	85,646	-
Health and Human Services, Department of	Pass-Through Georgia Institute of Technology		AWD-101737-G1	93.859	Biomedical Research and Research Training	209,855	-
Health and Human Services, Department of	Pass-Through Hutchinson, Fred, Cancer Research Center		0000815003/Project 215916	93.859	Biomedical Research and Research Training	54	-
Health and Human Services, Department of	Pass-Through Li-Cor, Inc		Subaward under NIH Contract 2R	93.859	Biomedical Research and Research Training	102,269	-
Health and Human Services, Department of	Pass-Through Louisiana State University		19-21-313	93.859	Biomedical Research and Research Training	19,928	-
Health and Human Services, Department of	Pass-Through Michigan State University		RC105935A	93.859	Biomedical Research and Research Training	7,324	-
Health and Human Services, Department of	Pass-Through New York Hall of Science		Agreement	93.859	Biomedical Research and Research Training	12,039	-
Health and Human Services, Department of	Pass-Through Ohio State University, The		60048848	93.859	Biomedical Research and Research Training	1,230	-
Health and Human Services, Department of	Pass-Through Stanford University		61574013-130764	93.859	Biomedical Research and Research Training	(3,121)	-
Health and Human Services, Department of	Pass-Through The Buck Institute for Research on Aging		SA41001-UM, PO# 59638	93.859	Biomedical Research and Research Training	11,864	-
Health and Human Services, Department of	Pass-Through The University of Kansas Medical Center (KUMC)		ZAL00000	93.859	Biomedical Research and Research Training	(2,505)	-
Health and Human Services, Department of	Pass-Through University of California - San Francisco		10836sc	93.859	Biomedical Research and Research Training	19,830	-
Health and Human Services, Department of	Pass-Through University of California - San Francisco		11282SC	93.859	Biomedical Research and Research Training	40,206	-
Health and Human Services, Department of	Pass-Through University of Chicago		AWD100944 (SUB00000256)	93.859	Biomedical Research and Research Training	19,175	-
Health and Human Services, Department of	Pass-Through University of Chicago		FP066905-A (5200578601-5)	93.859	Biomedical Research and Research Training	169,464	-
Health and Human Services, Department of	Pass-Through University of Colorado-Denver/Anschutz Medical Campus		7R01GM128508-03 FY20.1022.001	93.859	Biomedical Research and Research Training	53,552	-
Health and Human Services, Department of	Pass-Through University of Georgia		SUB00000389	93.859	Biomedical Research and Research Training	94,082	-
Health and Human Services, Department of	Pass-Through University of Illinois-Urbana-Champaign		084206-16671	93.859	Biomedical Research and Research Training	267,389	-
Health and Human Services, Department of	Pass-Through University of Kentucky Research Foundation		3048112251-15-165	93.859	Biomedical Research and Research Training	105,451	-
Health and Human Services, Department of	Pass-Through University of Maryland, Baltimore (UMB)		HHS00022-01	93.859	Biomedical Research and Research Training	198,679	-
Health and Human Services, Department of	Pass-Through University of Maryland, College Park		0000015164	93.859	Biomedical Research and Research Training	(877)	-
Health and Human Services, Department of	Pass-Through University of Pittsburgh		0056812 (131534-9)	93.859	Biomedical Research and Research Training	(32,112)	-
Health and Human Services, Department of	Pass-Through University of Pittsburgh		CNVA00050768 (128482-1)	93.859	Biomedical Research and Research Training	10,110	-
Health and Human Services, Department of	Pass-Through University of Pittsburgh		CNVA00056812 (132186-7)	93.859	Biomedical Research and Research Training	182,643	-
Health and Human Services, Department of	Pass-Through Wayne State University		WSU19024	93.859	Biomedical Research and Research Training	81,199	-
Health and Human Services, Department of	Pass-Through William Marsh Rice University		R22841	93.859	Biomedical Research and Research Training	84,471	-
						\$ 50,629,809	\$ 4,781,360
Health and Human Services, Department of	Direct		1 DP2 HD091949-01	93.865	Child Health and Human Development Extramural Research	\$ 613,894	\$ -
Health and Human Services, Department of	Direct		1 F32 HD100021-01	93.865	Child Health and Human Development Extramural Research	48,415	-
Health and Human Services, Department of	Direct		1 F32 HD100025-01	93.865	Child Health and Human Development Extramural Research	50,595	-
Health and Human Services, Department of	Direct		1 R03 HD092516-01	93.865	Child Health and Human Development Extramural Research	5,804	-
Health and Human Services, Department of	Direct		1 R03 HD098706-01A1	93.865	Child Health and Human Development Extramural Research	10,369	-
Health and Human Services, Department of	Direct		1 R03 HD101752-01	93.865	Child Health and Human Development Extramural Research	3,885	-
Health and Human Services, Department of	Direct		1 R13 HD098853-01	93.865	Child Health and Human Development Extramural Research	10,000	10,000
Health and Human Services, Department of	Direct		1 R21 HD100931-01	93.865	Child Health and Human Development Extramural Research	2,104	-
Health and Human Services, Department of	Direct		2 R25 HD078226-07	93.865	Child Health and Human Development Extramural Research	5,525	-
Health and Human Services, Department of	Direct		4 R01 HD015434-33	93.865	Child Health and Human Development Extramural Research	(32,738)	-
Health and Human Services, Department of	Direct		5 F30 HD088055-04	93.865	Child Health and Human Development Extramural Research	49,953	-
Health and Human Services, Department of	Direct		5 F30 HD097961-03	93.865	Child Health and Human Development Extramural Research	47,915	-
Health and Human Services, Department of	Direct		5 F30 HD100163-02	93.865	Child Health and Human Development Extramural Research	38,343	-
Health and Human Services, Department of	Direct		5 F31 HD094480-03	93.865	Child Health and Human Development Extramural Research	40,212	-
Health and Human Services, Department of	Direct		5 F31 HD097830-03	93.865	Child Health and Human Development Extramural Research	36,762	-
Health and Human Services, Department of	Direct		5 F31 HD098779-02	93.865	Child Health and Human Development Extramural Research	36,466	-
Health and Human Services, Department of	Direct		5 F31 HD098804-03	93.865	Child Health and Human Development Extramural Research	44,108	-
Health and Human Services, Department of	Direct		5 F31 HD098870-02	93.865	Child Health and Human Development Extramural Research	32,002	-
Health and Human Services, Department of	Direct		5 F31 HD100069-02	93.865	Child Health and Human Development Extramural Research	9,472	-
Health and Human Services, Department of	Direct		5 F31 HD100124-02	93.865	Child Health and Human Development Extramural Research	33,817	-
Health and Human Services, Department of	Direct		5 F32 HD088029-03	93.865	Child Health and Human Development Extramural Research	(8)	-
Health and Human Services, Department of	Direct		5 F32 HD093145-03	93.865	Child Health and Human Development Extramural Research	61,226	-
Health and Human Services, Department of	Direct		5 F32 HD095620-03	93.865	Child Health and Human Development Extramural Research	63,723	-
Health and Human Services, Department of	Direct		5 F32 HD100286-02	93.865	Child Health and Human Development Extramural Research	52,198	-
Health and Human Services, Department of	Direct		5 K01 HD079554-05	93.865	Child Health and Human Development Extramural Research	110,774	-
Health and Human Services, Department of	Direct		5 K08 HD078506-04	93.865	Child Health and Human Development Extramural Research	43,059	-
Health and Human Services, Department of	Direct		5 K12 HD028820-29	93.865	Child Health and Human Development Extramural Research	424,851	-
Health and Human Services, Department of	Direct		5 K12 HD065257-10	93.865	Child Health and Human Development Extramural Research	323,109	-
Health and Human Services, Department of	Direct		5 K23 HD083527-05	93.865	Child Health and Human Development Extramural Research	161,501	-
Health and Human Services, Department of	Direct		5 K23 HD084744-05	93.865	Child Health and Human Development Extramural Research	259,759	-
Health and Human Services, Department of	Direct		5 K23 HD092626-04	93.865	Child Health and Human Development Extramural Research	159,678	-
Health and Human Services, Department of	Direct		5 K23 HD093815-03	93.865	Child Health and Human Development Extramural Research	148,312	-
Health and Human Services, Department of	Direct		5 P01 HD087155-05	93.865	Child Health and Human Development Extramural Research	2,126,184	34,899
Health and Human Services, Department of	Direct		5 P2C HD041028-19	93.865	Child Health and Human Development Extramural Research	599,295	-
Health and Human Services, Department of	Direct		5 R00 HD084758-05	93.865	Child Health and Human Development Extramural Research	265,153	-

University of Michigan  
 Schedule of Expenditures of Federal Awards  
 For the Year Ended June 30, 2020

Cluster Title/Federal Grantor/Program	Type	Pass-Through Grantor	Award Identifier	CFDA Number	CFDA Program Title	Federal Expenditures	Passed-Through to Subrecipients
Health and Human Services, Department of	Direct		5 R01 DK041469-18	93.865	Child Health and Human Development Extramural Research	487,023	-
Health and Human Services, Department of	Direct		5 R01 HD015434-37	93.865	Child Health and Human Development Extramural Research	791,533	-
Health and Human Services, Department of	Direct		5 R01 HD034283-25	93.865	Child Health and Human Development Extramural Research	396,934	-
Health and Human Services, Department of	Direct		5 R01 HD052646-13	93.865	Child Health and Human Development Extramural Research	7,435,610	(1,375)
Health and Human Services, Department of	Direct		5 R01 HD069609-10	93.865	Child Health and Human Development Extramural Research	894,339	-
Health and Human Services, Department of	Direct		5 R01 HD069702-11	93.865	Child Health and Human Development Extramural Research	453,856	-
Health and Human Services, Department of	Direct		5 R01 HD073475-05	93.865	Child Health and Human Development Extramural Research	79,970	-
Health and Human Services, Department of	Direct		5 R01 HD074559-05	93.865	Child Health and Human Development Extramural Research	30,698	-
Health and Human Services, Department of	Direct		5 R01 HD075806-05	93.865	Child Health and Human Development Extramural Research	367,376	9,409
Health and Human Services, Department of	Direct		5 R01 HD078131-04	93.865	Child Health and Human Development Extramural Research	75,732	-
Health and Human Services, Department of	Direct		5 R01 HD078397-05	93.865	Child Health and Human Development Extramural Research	296,444	62,710
Health and Human Services, Department of	Direct		5 R01 HD081129-03	93.865	Child Health and Human Development Extramural Research	53,949	52,846
Health and Human Services, Department of	Direct		5 R01 HD082122-05	93.865	Child Health and Human Development Extramural Research	795,919	323,966
Health and Human Services, Department of	Direct		5 R01 HD084163-05	93.865	Child Health and Human Development Extramural Research	537,718	-
Health and Human Services, Department of	Direct		5 R01 HD084526-06	93.865	Child Health and Human Development Extramural Research	498,089	71,420
Health and Human Services, Department of	Direct		5 R01 HD084633-05	93.865	Child Health and Human Development Extramural Research	519,813	-
Health and Human Services, Department of	Direct		5 R01 HD084652-05	93.865	Child Health and Human Development Extramural Research	370,263	86,286
Health and Human Services, Department of	Direct		5 R01 HD085233-05	93.865	Child Health and Human Development Extramural Research	787,951	685,813
Health and Human Services, Department of	Direct		5 R01 HD086583-04	93.865	Child Health and Human Development Extramural Research	352,346	32,522
Health and Human Services, Department of	Direct		5 R01 HD088506-05	93.865	Child Health and Human Development Extramural Research	468,298	175,980
Health and Human Services, Department of	Direct		5 R01 HD088521-05	93.865	Child Health and Human Development Extramural Research	699,582	-
Health and Human Services, Department of	Direct		5 R01 HD088638-04	93.865	Child Health and Human Development Extramural Research	596,276	150,309
Health and Human Services, Department of	Direct		5 R01 HD088712-05	93.865	Child Health and Human Development Extramural Research	670,867	100,509
Health and Human Services, Department of	Direct		5 R01 HD092498-03	93.865	Child Health and Human Development Extramural Research	376,478	-
Health and Human Services, Department of	Direct		5 R01 HD093450-04	93.865	Child Health and Human Development Extramural Research	831,350	586,399
Health and Human Services, Department of	Direct		5 R01 HD093570-03	93.865	Child Health and Human Development Extramural Research	126,298	-
Health and Human Services, Department of	Direct		5 R01 HD093611-03	93.865	Child Health and Human Development Extramural Research	538,905	42,276
Health and Human Services, Department of	Direct		5 R01 HD093733-03	93.865	Child Health and Human Development Extramural Research	560,341	-
Health and Human Services, Department of	Direct		5 R01 HD094736-04	93.865	Child Health and Human Development Extramural Research	381,108	-
Health and Human Services, Department of	Direct		5 R01 HD094772-04	93.865	Child Health and Human Development Extramural Research	247,981	-
Health and Human Services, Department of	Direct		5 R01 HD094954-03	93.865	Child Health and Human Development Extramural Research	248,386	-
Health and Human Services, Department of	Direct		5 R01 HD095053-02	93.865	Child Health and Human Development Extramural Research	65,852	12,441
Health and Human Services, Department of	Direct		5 R01 HD095463-04	93.865	Child Health and Human Development Extramural Research	484,126	-
Health and Human Services, Department of	Direct		5 R01 HD095920-04	93.865	Child Health and Human Development Extramural Research	950,504	-
Health and Human Services, Department of	Direct		5 R01 HD096277-03	93.865	Child Health and Human Development Extramural Research	750,919	206,346
Health and Human Services, Department of	Direct		5 R01 HD097096-03	93.865	Child Health and Human Development Extramural Research	600,506	-
Health and Human Services, Department of	Direct		5 R01 HD097107-03	93.865	Child Health and Human Development Extramural Research	282,513	-
Health and Human Services, Department of	Direct		5 R01 HD098233-03	93.865	Child Health and Human Development Extramural Research	366,357	-
Health and Human Services, Department of	Direct		5 R01 HD093626-03	93.865	Child Health and Human Development Extramural Research	556,768	(92)
Health and Human Services, Department of	Direct		5 R03 HD087520-02	93.865	Child Health and Human Development Extramural Research	(1,418)	-
Health and Human Services, Department of	Direct		5 R03 HD091480-02	93.865	Child Health and Human Development Extramural Research	61,135	-
Health and Human Services, Department of	Direct		5 R03 HD092639-02	93.865	Child Health and Human Development Extramural Research	91,352	-
Health and Human Services, Department of	Direct		5 R03 HD092855-02	93.865	Child Health and Human Development Extramural Research	66,149	-
Health and Human Services, Department of	Direct		5 R03 HD093876-02	93.865	Child Health and Human Development Extramural Research	79,068	-
Health and Human Services, Department of	Direct		5 R03 HD094077-02	93.865	Child Health and Human Development Extramural Research	73,894	-
Health and Human Services, Department of	Direct		5 R03 HD095717-02	93.865	Child Health and Human Development Extramural Research	69,847	21,471
Health and Human Services, Department of	Direct		5 R03 HD096189 012	93.865	Child Health and Human Development Extramural Research	117,005	-
Health and Human Services, Department of	Direct		5 R03 HD097704-02	93.865	Child Health and Human Development Extramural Research	64,135	-
Health and Human Services, Department of	Direct		5 R03 HD099097-02	93.865	Child Health and Human Development Extramural Research	53,104	-
Health and Human Services, Department of	Direct		5 R03 HD100443 02	93.865	Child Health and Human Development Extramural Research	23,255	-
Health and Human Services, Department of	Direct		5 R03 HD100602 02	93.865	Child Health and Human Development Extramural Research	19,165	-
Health and Human Services, Department of	Direct		5 R21 HD087071-02	93.865	Child Health and Human Development Extramural Research	(27,760)	-
Health and Human Services, Department of	Direct		5 R21 HD087840-02	93.865	Child Health and Human Development Extramural Research	6,447	-
Health and Human Services, Department of	Direct		5 R21 HD087881-02	93.865	Child Health and Human Development Extramural Research	(698)	-
Health and Human Services, Department of	Direct		5 R21 HD090366-02	93.865	Child Health and Human Development Extramural Research	65,338	-
Health and Human Services, Department of	Direct		5 R21 HD090371-02	93.865	Child Health and Human Development Extramural Research	141,074	9,214
Health and Human Services, Department of	Direct		5 R21 HD090567-02	93.865	Child Health and Human Development Extramural Research	40,310	-
Health and Human Services, Department of	Direct		5 R21 HD092526-02	93.865	Child Health and Human Development Extramural Research	149,844	-
Health and Human Services, Department of	Direct		5 R21 HD092614-02	93.865	Child Health and Human Development Extramural Research	111,328	-
Health and Human Services, Department of	Direct		5 R21 HD093835-02	93.865	Child Health and Human Development Extramural Research	139,847	-
Health and Human Services, Department of	Direct		5 R21 HD094051-02	93.865	Child Health and Human Development Extramural Research	169,716	-
Health and Human Services, Department of	Direct		5 R21 HD094961-02	93.865	Child Health and Human Development Extramural Research	218,555	163,969
Health and Human Services, Department of	Direct		5 R21 HD095501-02	93.865	Child Health and Human Development Extramural Research	126,691	-
Health and Human Services, Department of	Direct		5 R21 HD096251-02	93.865	Child Health and Human Development Extramural Research	207,933	-
Health and Human Services, Department of	Direct		5 R21 HD097234 02	93.865	Child Health and Human Development Extramural Research	144,589	-
Health and Human Services, Department of	Direct		5 R21 HD097663-02	93.865	Child Health and Human Development Extramural Research	186,682	79,089
Health and Human Services, Department of	Direct		5 R21 HD098416-02	93.865	Child Health and Human Development Extramural Research	114,484	-
Health and Human Services, Department of	Direct		5 R21 HD097387-02	93.865	Child Health and Human Development Extramural Research	203,857	28,974
Health and Human Services, Department of	Direct		5 R24 HD087149-04	93.865	Child Health and Human Development Extramural Research	1,019,099	210,825
Health and Human Services, Department of	Direct		5 R25 HD078226-05	93.865	Child Health and Human Development Extramural Research	17,973	-
Health and Human Services, Department of	Direct		5 R25 HD082971-05	93.865	Child Health and Human Development Extramural Research	76,505	5,400
Health and Human Services, Department of	Direct		5 R25 HD083146-05	93.865	Child Health and Human Development Extramural Research	107,995	-
Health and Human Services, Department of	Direct		5 R25 HD084385-05	93.865	Child Health and Human Development Extramural Research	88,849	-
Health and Human Services, Department of	Direct		5 R37 HD034860-25	93.865	Child Health and Human Development Extramural Research	430,041	-



University of Michigan  
 Schedule of Expenditures of Federal Awards  
 For the Year Ended June 30, 2020

Cluster Title/Federal Grantor/Program	Type	Pass-Through Grantor	Award Identifier	CFDA Number	CFDA Program Title	Federal Expenditures	Passed-Through to Subrecipients
Health and Human Services, Department of	Direct		5 U24 HD048404-15	93.865	Child Health and Human Development Extramural Research	597,306	(273)
Health and Human Services, Department of	Direct		5 UH3 HD087979-05	93.865	Child Health and Human Development Extramural Research	1,104,033	-
Health and Human Services, Department of	Direct		5R03HD092609-02	93.865	Child Health and Human Development Extramural Research	16,555	-
Health and Human Services, Department of	Direct		7 K01 HD071949-05	93.865	Child Health and Human Development Extramural Research	312	-
Health and Human Services, Department of	Direct		7 R03 HD094594-03	93.865	Child Health and Human Development Extramural Research	2,380	-
Health and Human Services, Department of	Direct		T32 HD007109	93.865	Child Health and Human Development Extramural Research	274,534	-
Health and Human Services, Department of	Direct		T32 HD007339	93.865	Child Health and Human Development Extramural Research	632,650	-
Health and Human Services, Department of	Direct		T32 HD007505	93.865	Child Health and Human Development Extramural Research	349,857	-
Health and Human Services, Department of	Direct		T32 HD079342	93.865	Child Health and Human Development Extramural Research	171,358	-
Health and Human Services, Department of	Direct		T32 HD079350	93.865	Child Health and Human Development Extramural Research	274,935	-
Health and Human Services, Department of	Pass-Through	Albert Einstein College of Medicine	310897	93.865	Child Health and Human Development Extramural Research	40,783	-
Health and Human Services, Department of	Pass-Through	Ann and Robert H. Lurie Children's Hospital of Chicago	Subaward No. 901548-UM	93.865	Child Health and Human Development Extramural Research	211,447	-
Health and Human Services, Department of	Pass-Through	Baylor College of Medicine	7000001044	93.865	Child Health and Human Development Extramural Research	216,818	-
Health and Human Services, Department of	Pass-Through	Bowling Green State University	10008712-UMICH	93.865	Child Health and Human Development Extramural Research	9,784	-
Health and Human Services, Department of	Pass-Through	Brandeis University	403519	93.865	Child Health and Human Development Extramural Research	128,851	-
Health and Human Services, Department of	Pass-Through	Brown University	00001324	93.865	Child Health and Human Development Extramural Research	69,705	-
Health and Human Services, Department of	Pass-Through	Cal Poly Corporation	2019-7-58223	93.865	Child Health and Human Development Extramural Research	49,390	-
Health and Human Services, Department of	Pass-Through	Central Michigan University	F63376	93.865	Child Health and Human Development Extramural Research	10,003	-
Health and Human Services, Department of	Pass-Through	Cincinnati Children's Hospital Medical Center (CCHMC)	Sub-award No 305632/3100653316	93.865	Child Health and Human Development Extramural Research	22,478	-
Health and Human Services, Department of	Pass-Through	Columbia University	1MM CGL	93.865	Child Health and Human Development Extramural Research	6,502	-
Health and Human Services, Department of	Pass-Through	Cornell University	83328-11165	93.865	Child Health and Human Development Extramural Research	52,188	-
Health and Human Services, Department of	Pass-Through	Duke University	203-6211	93.865	Child Health and Human Development Extramural Research	(37,857)	-
Health and Human Services, Department of	Pass-Through	Duke University	A03-1155	93.865	Child Health and Human Development Extramural Research	95,972	-
Health and Human Services, Department of	Pass-Through	Eastern Michigan University	R70507-3215	93.865	Child Health and Human Development Extramural Research	446,584	-
Health and Human Services, Department of	Pass-Through	Emory University	T502357	93.865	Child Health and Human Development Extramural Research	728	-
Health and Human Services, Department of	Pass-Through	Emory University	T852991	93.865	Child Health and Human Development Extramural Research	65,470	-
Health and Human Services, Department of	Pass-Through	Florida State University	R02030	93.865	Child Health and Human Development Extramural Research	(893)	-
Health and Human Services, Department of	Pass-Through	Florida State University	R02135	93.865	Child Health and Human Development Extramural Research	11,422	-
Health and Human Services, Department of	Pass-Through	Florida State University	R02161	93.865	Child Health and Human Development Extramural Research	36,766	-
Health and Human Services, Department of	Pass-Through	George Washington University	17-M102	93.865	Child Health and Human Development Extramural Research	23,166	-
Health and Human Services, Department of	Pass-Through	Georgia Institute of Technology	RJ381-G1	93.865	Child Health and Human Development Extramural Research	18,945	-
Health and Human Services, Department of	Pass-Through	Indiana University	PO# 0131499 7993	93.865	Child Health and Human Development Extramural Research	26,430	-
Health and Human Services, Department of	Pass-Through	Johns Hopkins University	JHU Checklist# 5957, Task Orde	93.865	Child Health and Human Development Extramural Research	91,344	-
Health and Human Services, Department of	Pass-Through	Johns Hopkins University	JHU Checklist# 5957, Task Orde	93.865	Child Health and Human Development Extramural Research	194,937	-
Health and Human Services, Department of	Pass-Through	Johns Hopkins University	Task Order #5	93.865	Child Health and Human Development Extramural Research	62,286	-
Health and Human Services, Department of	Pass-Through	Massachusetts General Hospital	233249	93.865	Child Health and Human Development Extramural Research	176,384	-
Health and Human Services, Department of	Pass-Through	Mayo Clinic	THE-208735	93.865	Child Health and Human Development Extramural Research	(150)	-
Health and Human Services, Department of	Pass-Through	Mayo Clinic	THE-208735-04	93.865	Child Health and Human Development Extramural Research	19,664	-
Health and Human Services, Department of	Pass-Through	Medical University of South Carolina	MUSC17-038-8B465	93.865	Child Health and Human Development Extramural Research	(53)	-
Health and Human Services, Department of	Pass-Through	Michigan State University	RC106674B	93.865	Child Health and Human Development Extramural Research	259,709	-
Health and Human Services, Department of	Pass-Through	Michigan State University	RC106691C	93.865	Child Health and Human Development Extramural Research	159,444	-
Health and Human Services, Department of	Pass-Through	Michigan State University	RC107642UM	93.865	Child Health and Human Development Extramural Research	367,768	-
Health and Human Services, Department of	Pass-Through	Michigan State University	RC109029UM	93.865	Child Health and Human Development Extramural Research	44,103	-
Health and Human Services, Department of	Pass-Through	Michigan State University	RC109180UM	93.865	Child Health and Human Development Extramural Research	7,383	-
Health and Human Services, Department of	Pass-Through	Michigan State University	RC109609UM	93.865	Child Health and Human Development Extramural Research	25,124	-
Health and Human Services, Department of	Pass-Through	Michigan State University	RC110267UM	93.865	Child Health and Human Development Extramural Research	12,015	-
Health and Human Services, Department of	Pass-Through	New York University	18-A1-00-1001408	93.865	Child Health and Human Development Extramural Research	20,677	-
Health and Human Services, Department of	Pass-Through	New York University	18-A1-00-1001408/111359	93.865	Child Health and Human Development Extramural Research	1,344	-
Health and Human Services, Department of	Pass-Through	Pennsylvania State University	5469-UM-DHHS-0659	93.865	Child Health and Human Development Extramural Research	146,811	-
Health and Human Services, Department of	Pass-Through	Princeton University	SUB0000342	93.865	Child Health and Human Development Extramural Research	28,908	-
Health and Human Services, Department of	Pass-Through	Research Institute at Nationwide Children's Hospital	700171-0720-00	93.865	Child Health and Human Development Extramural Research	3,626	-
Health and Human Services, Department of	Pass-Through	Riverside Research Institute	NYO.11367.08.01.2019	93.865	Child Health and Human Development Extramural Research	24,340	-
Health and Human Services, Department of	Pass-Through	The Children's Hospital of Philadelphia	3201990721	93.865	Child Health and Human Development Extramural Research	13,422	-
Health and Human Services, Department of	Pass-Through	The University of Texas Medical Branch at Galveston (UTMB)	18-83439-09	93.865	Child Health and Human Development Extramural Research	9,556	-
Health and Human Services, Department of	Pass-Through	The University of Texas Medical Branch at Galveston (UTMB)	19-83439-10	93.865	Child Health and Human Development Extramural Research	207,998	-
Health and Human Services, Department of	Pass-Through	The University of Texas Southwestern Medical Center	GMO 161107	93.865	Child Health and Human Development Extramural Research	(10,201)	-
Health and Human Services, Department of	Pass-Through	The University of Texas Southwestern Medical Center	GMO 161107-PO 000000735D	93.865	Child Health and Human Development Extramural Research	35,391	-
Health and Human Services, Department of	Pass-Through	The University of Texas Southwestern Medical Center	GMO 161117-PO#000000735C	93.865	Child Health and Human Development Extramural Research	10,657	-
Health and Human Services, Department of	Pass-Through	Tulane University	TUL-HSC-556514-18/19 Year 4	93.865	Child Health and Human Development Extramural Research	11,176	-
Health and Human Services, Department of	Pass-Through	Tulane University	TUL-HSC-557476-19/20	93.865	Child Health and Human Development Extramural Research	18,304	-
Health and Human Services, Department of	Pass-Through	University of California - Irvine	2017-3508	93.865	Child Health and Human Development Extramural Research	1,239,714	-
Health and Human Services, Department of	Pass-Through	University of California - Los Angeles	2000 G XC627	93.865	Child Health and Human Development Extramural Research	119,724	-
Health and Human Services, Department of	Pass-Through	University of California - San Francisco	9564sc	93.865	Child Health and Human Development Extramural Research	(19,869)	-
Health and Human Services, Department of	Pass-Through	University of California-Davis, MMRRC	A19-0078-S002	93.865	Child Health and Human Development Extramural Research	7,125	-
Health and Human Services, Department of	Pass-Through	University of Colorado	FY14.613.006	93.865	Child Health and Human Development Extramural Research	208	-
Health and Human Services, Department of	Pass-Through	University of Denver	SC37627-01-00	93.865	Child Health and Human Development Extramural Research	35,061	-
Health and Human Services, Department of	Pass-Through	University of Florida, The	SUB00001724	93.865	Child Health and Human Development Extramural Research	87,394	-
Health and Human Services, Department of	Pass-Through	University of Maryland, College Park	70933-20191201	93.865	Child Health and Human Development Extramural Research	160,916	-
Health and Human Services, Department of	Pass-Through	University of Minnesota	H004209501	93.865	Child Health and Human Development Extramural Research	4,178	-
Health and Human Services, Department of	Pass-Through	University of Minnesota	P006823101	93.865	Child Health and Human Development Extramural Research	(21)	-
Health and Human Services, Department of	Pass-Through	University of Minnesota	P006823101	93.865	Child Health and Human Development Extramural Research	101,353	-
Health and Human Services, Department of	Pass-Through	University of Missouri	C00064975-1	93.865	Child Health and Human Development Extramural Research	20,543	-
Health and Human Services, Department of	Pass-Through	University of North Carolina at Chapel Hill	5105611	93.865	Child Health and Human Development Extramural Research	1,809	-
Health and Human Services, Department of	Pass-Through	University of North Carolina at Chapel Hill	5108802	93.865	Child Health and Human Development Extramural Research	(1,942)	-

University of Michigan  
 Schedule of Expenditures of Federal Awards  
 For the Year Ended June 30, 2020

Cluster Title/Federal Grantor/Program	Type	Pass-Through Grantor	Award Identifier	CFDA Number	CFDA Program Title	Federal Expenditures	Passed-Through to Subrecipients
Health and Human Services, Department of	Pass-Through	University of North Carolina at Chapel Hill	5110652	93.865	Child Health and Human Development Extramural Research	(36,961)	-
Health and Human Services, Department of	Pass-Through	University of North Carolina at Chapel Hill	5111112	93.865	Child Health and Human Development Extramural Research	14,893	52,412
Health and Human Services, Department of	Pass-Through	University of North Carolina at Chapel Hill	5113870	93.865	Child Health and Human Development Extramural Research	474,225	-
Health and Human Services, Department of	Pass-Through	University of North Carolina at Chapel Hill	5114018	93.865	Child Health and Human Development Extramural Research	35,954	-
Health and Human Services, Department of	Pass-Through	University of North Carolina at Chapel Hill	5114034	93.865	Child Health and Human Development Extramural Research	815,606	345,367
Health and Human Services, Department of	Pass-Through	University of North Carolina at Chapel Hill	5116451	93.865	Child Health and Human Development Extramural Research	11,786	-
Health and Human Services, Department of	Pass-Through	University of North Carolina at Chapel Hill	5117450	93.865	Child Health and Human Development Extramural Research	20,215	-
Health and Human Services, Department of	Pass-Through	University of Pittsburgh	2639	93.865	Child Health and Human Development Extramural Research	80,399	-
Health and Human Services, Department of	Pass-Through	University of South Carolina	17-3195/13580-FB41	93.865	Child Health and Human Development Extramural Research	(8)	-
Health and Human Services, Department of	Pass-Through	University of Utah	10041755-01	93.865	Child Health and Human Development Extramural Research	24,657	-
Health and Human Services, Department of	Pass-Through	University of Virginia	GB10015 154834	93.865	Child Health and Human Development Extramural Research	58,413	-
Health and Human Services, Department of	Pass-Through	University of Virginia	GB10015 PO#2120230	93.865	Child Health and Human Development Extramural Research	78,403	-
Health and Human Services, Department of	Pass-Through	University of Washington	UWSC10068	93.865	Child Health and Human Development Extramural Research	57,890	-
Health and Human Services, Department of	Pass-Through	Women and Infants Hospital	5001521	93.865	Child Health and Human Development Extramural Research	110,112	-
						\$ 45,742,401	\$ 3,559,112
						\$ 37,616	\$ -
Health and Human Services, Department of	Direct		1 F31 AG064837-01	93.866	Aging Research		
Health and Human Services, Department of	Direct		1 F31 AG067634-01	93.866	Aging Research	5,275	-
Health and Human Services, Department of	Direct		1 F31 AG067705-01	93.866	Aging Research	4,220	-
Health and Human Services, Department of	Direct		1 P30 AG066582-01	93.866	Aging Research	70,859	-
Health and Human Services, Department of	Direct		1 R01 AG062447-01A1	93.866	Aging Research	10,696	-
Health and Human Services, Department of	Direct		1 R01 AG064957-01	93.866	Aging Research	372,752	-
Health and Human Services, Department of	Direct		1 R01 AG067592-01	93.866	Aging Research	16,485	-
Health and Human Services, Department of	Direct		1 R03 AG057838-02	93.866	Aging Research	57,757	-
Health and Human Services, Department of	Direct		1 R03 AG063222-02	93.866	Aging Research	135,316	-
Health and Human Services, Department of	Direct		1 R56 AG059576-01	93.866	Aging Research	87,164	-
Health and Human Services, Department of	Direct		1 R56 AG061207-01	93.866	Aging Research	147,605	-
Health and Human Services, Department of	Direct		1 R56 AG062225-01	93.866	Aging Research	306,129	-
Health and Human Services, Department of	Direct		1 RF0 AG057540-01	93.866	Aging Research	798,345	72,478
Health and Human Services, Department of	Direct		1 RF1 AG051710-01	93.866	Aging Research	870,848	385,345
Health and Human Services, Department of	Direct		1 RF1 AG057928-01	93.866	Aging Research	479,726	-
Health and Human Services, Department of	Direct		1 RF1 AG059723-01	93.866	Aging Research	468,021	319,639
Health and Human Services, Department of	Direct		1 T32 AG062403-01A1	93.866	Aging Research	6,459	-
Health and Human Services, Department of	Direct		3 K01 AG056557-04S1	93.866	Aging Research	111,113	-
Health and Human Services, Department of	Direct		3 K01 AG059829-03S1	93.866	Aging Research	117,114	-
Health and Human Services, Department of	Direct		3 U01 AG022303-15S1	93.866	Aging Research	418,943	-
Health and Human Services, Department of	Direct		5 F31 AG057205-02	93.866	Aging Research	3,603	-
Health and Human Services, Department of	Direct		5 F31 AG060663-03	93.866	Aging Research	39,861	-
Health and Human Services, Department of	Direct		5 F31 AG064856-02	93.866	Aging Research	34,475	-
Health and Human Services, Department of	Direct		5 F32 AG059362-02	93.866	Aging Research	62,697	-
Health and Human Services, Department of	Direct		5 F32 AG064815-02	93.866	Aging Research	25,741	-
Health and Human Services, Department of	Direct		5 K01 AG050706-05	93.866	Aging Research	118,006	-
Health and Human Services, Department of	Direct		5 K01 AG054615-05	93.866	Aging Research	122,707	-
Health and Human Services, Department of	Direct		5 K01 AG057833-04	93.866	Aging Research	126,338	-
Health and Human Services, Department of	Direct		5 K01 AG061236-02	93.866	Aging Research	119,318	-
Health and Human Services, Department of	Direct		5 K01AG057820-03S1	93.866	Aging Research	126,661	-
Health and Human Services, Department of	Direct		5 K01-AG062754-02	93.866	Aging Research	52,675	-
Health and Human Services, Department of	Direct		5 K07 AG050096-05	93.866	Aging Research	103,189	-
Health and Human Services, Department of	Direct		5 K08 AG047252-05	93.866	Aging Research	188,404	-
Health and Human Services, Department of	Direct		5 K08 AG049684-05	93.866	Aging Research	120,458	-
Health and Human Services, Department of	Direct		5 K08 AG056591-05	93.866	Aging Research	237,708	-
Health and Human Services, Department of	Direct		5 K23 AG056638-04	93.866	Aging Research	152,634	-
Health and Human Services, Department of	Direct		5 K23 AG059890 03	93.866	Aging Research	170,141	-
Health and Human Services, Department of	Direct		5 K24 AG050685-05	93.866	Aging Research	190,622	-
Health and Human Services, Department of	Direct		5 K99 AG056599-02	93.866	Aging Research	(138)	-
Health and Human Services, Department of	Direct		5 P01 AG051442-05	93.866	Aging Research	1,703,811	1,077,382
Health and Human Services, Department of	Direct		5 P30 AG012846-25	93.866	Aging Research	709,695	89,083
Health and Human Services, Department of	Direct		5 P30 AG015281-23	93.866	Aging Research	714,048	370,970
Health and Human Services, Department of	Direct		5 P30 AG024824-15	93.866	Aging Research	884,006	14,859
Health and Human Services, Department of	Direct		5 P30 AG053760-05	93.866	Aging Research	2,371,413	68,664
Health and Human Services, Department of	Direct		5 P30 AG059300-03	93.866	Aging Research	641,970	173,136
Health and Human Services, Department of	Direct		5 R00 AG047963-05	93.866	Aging Research	55,011	4,798
Health and Human Services, Department of	Direct		5 R01 AG010026-27	93.866	Aging Research	297,993	35,124
Health and Human Services, Department of	Direct		5 R01 AG030593 13	93.866	Aging Research	342,766	-
Health and Human Services, Department of	Direct		5 R01 AG039434-07	93.866	Aging Research	486,999	-
Health and Human Services, Department of	Direct		5 R01 AG040213-10	93.866	Aging Research	2,253,892	-
Health and Human Services, Department of	Direct		5 R01 AG047167-03	93.866	Aging Research	(926)	-
Health and Human Services, Department of	Direct		5 R01 AG047178-05	93.866	Aging Research	201,709	13,882
Health and Human Services, Department of	Direct		5 R01 AG047203-05	93.866	Aging Research	386,854	1,908
Health and Human Services, Department of	Direct		5 R01 AG047932-05	93.866	Aging Research	389,463	27,637
Health and Human Services, Department of	Direct		5 R01 AG048072-05	93.866	Aging Research	85,653	-
Health and Human Services, Department of	Direct		5 R01 AG04871-05	93.866	Aging Research	553,181	-
Health and Human Services, Department of	Direct		5 R01 AG049624-05	93.866	Aging Research	24,746	-
Health and Human Services, Department of	Direct		5 R01 AG049716-04	93.866	Aging Research	275,518	86,903
Health and Human Services, Department of	Direct		5 R01 AG050509-05	93.866	Aging Research	361,656	70,487

University of Michigan  
 Schedule of Expenditures of Federal Awards  
 For the Year Ended June 30, 2020

Cluster Title/Federal Grantor/Program	Type	Pass-Through Grantor	Award Identifier	CFDA Number	CFDA Program Title	Federal Expenditures	Passed-Through to Subrecipients
Health and Human Services, Department of	Direct		5 R01 AG050523-05	93.866	Aging Research	405,899	-
Health and Human Services, Department of	Direct		5 R01 AG050676-05	93.866	Aging Research	556,161	294,721
Health and Human Services, Department of	Direct		5 R01 AG051142-04S1	93.866	Aging Research	59,300	3,100
Health and Human Services, Department of	Direct		5 R01 AG051142-06	93.866	Aging Research	629,518	1,174
Health and Human Services, Department of	Direct		5 R01 AG051439-05	93.866	Aging Research	161,492	-
Health and Human Services, Department of	Direct		5 R01 AG051649-05	93.866	Aging Research	316,749	-
Health and Human Services, Department of	Direct		5 R01 AG051827-05	93.866	Aging Research	783,668	121,227
Health and Human Services, Department of	Direct		5 R01 AG051849-05	93.866	Aging Research	425,330	-
Health and Human Services, Department of	Direct		5 R01 AG052934-05	93.866	Aging Research	363,582	-
Health and Human Services, Department of	Direct		5 R01 AG054371-05	93.866	Aging Research	645,695	-
Health and Human Services, Department of	Direct		5 R01 AG054835-04	93.866	Aging Research	374,175	-
Health and Human Services, Department of	Direct		5 R01 AG055406-04	93.866	Aging Research	516,512	47,251
Health and Human Services, Department of	Direct		5 R01 AG056407-04	93.866	Aging Research	545,416	87,158
Health and Human Services, Department of	Direct		5 R01 AG057510-03	93.866	Aging Research	1,153,545	-
Health and Human Services, Department of	Direct		5 R01 AG057704-03	93.866	Aging Research	390,367	85,670
Health and Human Services, Department of	Direct		5 R01 AG058599-03	93.866	Aging Research	277,639	55,708
Health and Human Services, Department of	Direct		5 R01 AG058717-03	93.866	Aging Research	296,906	-
Health and Human Services, Department of	Direct		5 R01 AG059583-03	93.866	Aging Research	341,679	-
Health and Human Services, Department of	Direct		5 R01 AG059733-03	93.866	Aging Research	474,009	26,354
Health and Human Services, Department of	Direct		5 R01 AG059743-03	93.866	Aging Research	368,251	183,177
Health and Human Services, Department of	Direct		5 R01 AG060167-02	93.866	Aging Research	26,659	-
Health and Human Services, Department of	Direct		5 R01 AG060936-03	93.866	Aging Research	175,731	-
Health and Human Services, Department of	Direct		5 R01 AG062477-02	93.866	Aging Research	1,230,543	1,004,012
Health and Human Services, Department of	Direct		5 R01 AG062582-02	93.866	Aging Research	80,815	-
Health and Human Services, Department of	Direct		5 R01 AG063200-03	93.866	Aging Research	304,954	27,670
Health and Human Services, Department of	Direct		5 R01 AG063371 03	93.866	Aging Research	376,500	71,639
Health and Human Services, Department of	Direct		5 R01 AG067753-02	93.866	Aging Research	84,838	-
Health and Human Services, Department of	Direct		5 R01AG028082-13	93.866	Aging Research	565,591	7,921
Health and Human Services, Department of	Direct		5 R01AG048934-05	93.866	Aging Research	312,928	-
Health and Human Services, Department of	Direct		5 R01AG059823-02	93.866	Aging Research	220,172	190,325
Health and Human Services, Department of	Direct		5 R01-AG065319-02	93.866	Aging Research	43,051	-
Health and Human Services, Department of	Direct		5 R03 AG056588-02	93.866	Aging Research	62,494	-
Health and Human Services, Department of	Direct		5 R03 AG060404-02	93.866	Aging Research	58,972	-
Health and Human Services, Department of	Direct		5 R21 AG052709-02	93.866	Aging Research	(540)	-
Health and Human Services, Department of	Direct		5 R21 AG053186-02	93.866	Aging Research	32,854	-
Health and Human Services, Department of	Direct		5 R21 AG055090-02	93.866	Aging Research	22,220	6,214
Health and Human Services, Department of	Direct		5 R21 AG055379-02	93.866	Aging Research	(5,579)	-
Health and Human Services, Department of	Direct		5 R21 AG056912-05	93.866	Aging Research	156,961	-
Health and Human Services, Department of	Direct		5 R21 AG058862-02	93.866	Aging Research	110,581	-
Health and Human Services, Department of	Direct		5 R21 AG059117-02	93.866	Aging Research	184,063	-
Health and Human Services, Department of	Direct		5 R21 AG060277-02	93.866	Aging Research	140,422	-
Health and Human Services, Department of	Direct		5 R21 AG061839-02	93.866	Aging Research	165,030	-
Health and Human Services, Department of	Direct		5 R21 AG062843-02	93.866	Aging Research	3,244	398
Health and Human Services, Department of	Direct		5 R21 AG062844-02	93.866	Aging Research	112,318	-
Health and Human Services, Department of	Direct		5 R21 AG066644-02	93.866	Aging Research	4,672	-
Health and Human Services, Department of	Direct		5 R21AG054818	93.866	Aging Research	173,883	10,258
Health and Human Services, Department of	Direct		5 R21AG055863-02	93.866	Aging Research	12,100	-
Health and Human Services, Department of	Direct		5 R24 AG045061-05	93.866	Aging Research	161,525	123,865
Health and Human Services, Department of	Direct		5 R24 AG065182-02	93.866	Aging Research	145,126	-
Health and Human Services, Department of	Direct		5 R25 AG053227-05	93.866	Aging Research	84,339	-
Health and Human Services, Department of	Direct		5 U01 AG009740-32	93.866	Aging Research	19,555,798	2,230,311
Health and Human Services, Department of	Direct		5 U01 AG012495-25	93.866	Aging Research	906,237	77,554
Health and Human Services, Department of	Direct		5 U01 AG017719-20	93.866	Aging Research	746,610	119,093
Health and Human Services, Department of	Direct		5 U01 AG057562-03	93.866	Aging Research	829,429	-
Health and Human Services, Department of	Direct		5 U01 AG058499-04	93.866	Aging Research	590,940	72,088
Health and Human Services, Department of	Direct		5 U01AG022303 18	93.866	Aging Research	994,054	60,475
Health and Human Services, Department of	Direct		5 U01NR004061-24	93.866	Aging Research	218,682	-
Health and Human Services, Department of	Direct		5 U24 AG056918-05	93.866	Aging Research	784,733	-
Health and Human Services, Department of	Direct		5R01AG058724-04	93.866	Aging Research	667,025	40,804
Health and Human Services, Department of	Direct		5R03AG060073-02	93.866	Aging Research	77,533	3,140
Health and Human Services, Department of	Direct		7 R01 AG028082-10	93.866	Aging Research	(11,411)	-
Health and Human Services, Department of	Direct		T32 AG000114	93.866	Aging Research	10,038	-
Health and Human Services, Department of	Direct		T32 AG000114	93.866	Aging Research	468,031	-
Health and Human Services, Department of	Direct		T32 AG000221	93.866	Aging Research	655,289	-
Health and Human Services, Department of	Direct		T32 AG027708	93.866	Aging Research	986	-
Health and Human Services, Department of	Pass-Through Banner Health		0435-02-71283	93.866	Aging Research	17,258	-
Health and Human Services, Department of	Pass-Through Banner Health		No. 0435-02-61926	93.866	Aging Research	32,586	-
Health and Human Services, Department of	Pass-Through Boston University		4500002967	93.866	Aging Research	20,271	-
Health and Human Services, Department of	Pass-Through Brigham and Women's Hospital		111014	93.866	Aging Research	(11,351)	-
Health and Human Services, Department of	Pass-Through Brigham and Women's Hospital		113049	93.866	Aging Research	38,773	-
Health and Human Services, Department of	Pass-Through Brigham and Women's Hospital		115359	93.866	Aging Research	(3,000)	-
Health and Human Services, Department of	Pass-Through Brigham and Women's Hospital		120036	93.866	Aging Research	56,035	-
Health and Human Services, Department of	Pass-Through Brigham and Women's Hospital		120037	93.866	Aging Research	63,145	-
Health and Human Services, Department of	Pass-Through Brigham and Women's Hospital		121975	93.866	Aging Research	1,451	-

University of Michigan  
 Schedule of Expenditures of Federal Awards  
 For the Year Ended June 30, 2020

Cluster Title/Federal Grantor/Program	Type	Pass-Through Grantor	Award Identifier	CFDA Number	CFDA Program Title	Federal Expenditures	Passed-Through to Subrecipients
Health and Human Services, Department of	Pass-Through Brigham and Women's Hospital		122067	93.866	Aging Research	102,366	-
Health and Human Services, Department of	Pass-Through Brigham and Women's Hospital		CA for STRIDE Protocol	93.866	Aging Research	42,973	-
Health and Human Services, Department of	Pass-Through Brown University		00001358	93.866	Aging Research	178,599	-
Health and Human Services, Department of	Pass-Through Brown University		00001590	93.866	Aging Research	19,073	-
Health and Human Services, Department of	Pass-Through California Pacific Medical Center		280201018-S232	93.866	Aging Research	(36,684)	-
Health and Human Services, Department of	Pass-Through California Pacific Medical Center		280201018-S232	93.866	Aging Research	359,967	-
Health and Human Services, Department of	Pass-Through Cleveland Clinic Lerner College of Medicine		FDP Subaward Agmt	93.866	Aging Research	6,857	-
Health and Human Services, Department of	Pass-Through Columbia Medical Center		1(GG015245-01)	93.866	Aging Research	20,537	-
Health and Human Services, Department of	Pass-Through Columbia University		1(GG012904-01)	93.866	Aging Research	14,632	-
Health and Human Services, Department of	Pass-Through Columbia University		1(GG012967-01)	93.866	Aging Research	240,423	-
Health and Human Services, Department of	Pass-Through Columbia University		2(GG012967-02)	93.866	Aging Research	106,630	-
Health and Human Services, Department of	Pass-Through Dartmouth College		R1014 - Project 2	93.866	Aging Research	30	-
Health and Human Services, Department of	Pass-Through Dartmouth College		R1076	93.866	Aging Research	(30,588)	-
Health and Human Services, Department of	Pass-Through Dartmouth College		R1076	93.866	Aging Research	67,000	-
Health and Human Services, Department of	Pass-Through Dartmouth College		R1076	93.866	Aging Research	213,650	-
Health and Human Services, Department of	Pass-Through Indiana University		8211_MICH PO# 25637	93.866	Aging Research	5,067	-
Health and Human Services, Department of	Pass-Through Indiana University		IN4683237MICH PO#2299375	93.866	Aging Research	(10,611)	-
Health and Human Services, Department of	Pass-Through Indiana University		IN4683237MICH/PO0025637	93.866	Aging Research	130,324	-
Health and Human Services, Department of	Pass-Through Johns Hopkins University		2002394114	93.866	Aging Research	(9,800)	-
Health and Human Services, Department of	Pass-Through Johns Hopkins University		2003150570	93.866	Aging Research	114,524	-
Health and Human Services, Department of	Pass-Through Johns Hopkins University		2003889369	93.866	Aging Research	9,374	-
Health and Human Services, Department of	Pass-Through Johns Hopkins University		2004324541	93.866	Aging Research	409,841	-
Health and Human Services, Department of	Pass-Through Keck School of Medicine of USC University of Southern California		111265871	93.866	Aging Research	88,585	-
Health and Human Services, Department of	Pass-Through Keck School of Medicine of USC University of Southern California		117339630 PO#50792197	93.866	Aging Research	54,036	-
Health and Human Services, Department of	Pass-Through Massachusetts General Hospital		232963	93.866	Aging Research	67,472	-
Health and Human Services, Department of	Pass-Through Mayo Clinic		66648732	93.866	Aging Research	29,006	-
Health and Human Services, Department of	Pass-Through Mayo Clinic		THE-216968-06	93.866	Aging Research	3,788	-
Health and Human Services, Department of	Pass-Through Mayo Clinic		UOM-250202	93.866	Aging Research	42,830	-
Health and Human Services, Department of	Pass-Through National Bureau of Economic Research		33-4157-Umich	93.866	Aging Research	44,889	-
Health and Human Services, Department of	Pass-Through New York Medical College		123440	93.866	Aging Research	(15,174)	-
Health and Human Services, Department of	Pass-Through New York Medical College		123441	93.866	Aging Research	185,945	-
Health and Human Services, Department of	Pass-Through New York University Grossman School of Medicine		17-A1-00-006174-01 Pr #108238	93.866	Aging Research	16,056	-
Health and Human Services, Department of	Pass-Through New York University Grossman School of Medicine		17-A1-00-006174-01 Pr #108238	93.866	Aging Research	56,383	-
Health and Human Services, Department of	Pass-Through Northern California Institute for Research & Education, Inc. (NCIRE)		WEI2015-08	93.866	Aging Research	21,858	-
Health and Human Services, Department of	Pass-Through Northern California Institute for Research & Education, Inc. (NCIRE)		WEI2015-08	93.866	Aging Research	147,996	-
Health and Human Services, Department of	Pass-Through Northwestern University		60040682 UM	93.866	Aging Research	(4,129)	-
Health and Human Services, Department of	Pass-Through Northwestern University		60040682 UM	93.866	Aging Research	20,832	-
Health and Human Services, Department of	Pass-Through Northwestern University		60048330 UM	93.866	Aging Research	(17,210)	-
Health and Human Services, Department of	Pass-Through Northwestern University		60048330 UM	93.866	Aging Research	17,046	-
Health and Human Services, Department of	Pass-Through Northwestern University		60048330 UM	93.866	Aging Research	125,115	-
Health and Human Services, Department of	Pass-Through Northwestern University		60048332 UM	93.866	Aging Research	20,183	-
Health and Human Services, Department of	Pass-Through Oregon Health and Science University		1008640_UMI	93.866	Aging Research	(16,064)	-
Health and Human Services, Department of	Pass-Through Oregon Health and Science University		1008640_UMI	93.866	Aging Research	235,430	-
Health and Human Services, Department of	Pass-Through Oregon Health and Science University		1010251_UMI	93.866	Aging Research	(5,751)	-
Health and Human Services, Department of	Pass-Through Oregon Health and Science University		1010251_UMI	93.866	Aging Research	49,850	-
Health and Human Services, Department of	Pass-Through Oregon Health and Science University		1010251_UMI	93.866	Aging Research	221,365	-
Health and Human Services, Department of	Pass-Through Oregon Health and Science University		1011170_UMI	93.866	Aging Research	(3,360)	-
Health and Human Services, Department of	Pass-Through Oregon Health and Science University		1011170_UMI	93.866	Aging Research	56,157	-
Health and Human Services, Department of	Pass-Through Oregon Health and Science University		1013624_MICHIGAN	93.866	Aging Research	114,496	-
Health and Human Services, Department of	Pass-Through President and Fellows of Harvard College		150173.5080550.0024	93.866	Aging Research	25,537	-
Health and Human Services, Department of	Pass-Through RAND Corporation		SCON-00000035	93.866	Aging Research	179,882	-
Health and Human Services, Department of	Pass-Through Research Foundation of Mental Hygiene, Inc.		R01AG062578	93.866	Aging Research	31,860	-
Health and Human Services, Department of	Pass-Through Syracuse University		30917-05467-S03	93.866	Aging Research	7,798	-
Health and Human Services, Department of	Pass-Through The Children's Hospital of Philadelphia		3200620420 PO#20091939	93.866	Aging Research	24,070	-
Health and Human Services, Department of	Pass-Through The University of Texas at Austin		UTA15-001096	93.866	Aging Research	42,592	-
Health and Human Services, Department of	Pass-Through The University of Texas at Austin		UTA18-00522	93.866	Aging Research	20,963	-
Health and Human Services, Department of	Pass-Through Translational Genomics Research Institute (TGen)		SCHORK-19-04	93.866	Aging Research	14,056	-
Health and Human Services, Department of	Pass-Through University of Alabama at Birmingham (UAB)		000521075-SC001	93.866	Aging Research	62,952	-
Health and Human Services, Department of	Pass-Through University of California - Berkeley		00010174 PO#BB01285277	93.866	Aging Research	96,323	-
Health and Human Services, Department of	Pass-Through University of California - Irvine		2015-3301	93.866	Aging Research	89,887	-
Health and Human Services, Department of	Pass-Through University of California - Irvine		2018-3595	93.866	Aging Research	163,396	-
Health and Human Services, Department of	Pass-Through University of California - Los Angeles		1557 G WA554	93.866	Aging Research	217,526	-
Health and Human Services, Department of	Pass-Through University of California - San Francisco		11679sc	93.866	Aging Research	24,206	-
Health and Human Services, Department of	Pass-Through University of California- Riverside		S-001052	93.866	Aging Research	36,391	-
Health and Human Services, Department of	Pass-Through University of California-Santa Cruz		A00-0516-S003-S0184287	93.866	Aging Research	(217)	-
Health and Human Services, Department of	Pass-Through University of California-Santa Cruz		A20-0387-S002 PO727669	93.866	Aging Research	12,244	-
Health and Human Services, Department of	Pass-Through University of Florida, The		UFDSP00011879	93.866	Aging Research	32,014	-
Health and Human Services, Department of	Pass-Through University of Minnesota		H004986802	93.866	Aging Research	87,282	-
Health and Human Services, Department of	Pass-Through University of Minnesota		P007424453	93.866	Aging Research	1,343	-
Health and Human Services, Department of	Pass-Through University of Minnesota		R01AG057679	93.866	Aging Research	24,825	-
Health and Human Services, Department of	Pass-Through University of New Mexico		045446-871E	93.866	Aging Research	76,458	-
Health and Human Services, Department of	Pass-Through University of Pittsburgh		0047610 (127173-3)	93.866	Aging Research	(3,570)	-
Health and Human Services, Department of	Pass-Through University of Pittsburgh		0058745 (131435-1)	93.866	Aging Research	27,846	-
Health and Human Services, Department of	Pass-Through University of Pittsburgh		CNVA00047610 (132499-3)	93.866	Aging Research	61,037	-

University of Michigan  
Schedule of Expenditures of Federal Awards  
For the Year Ended June 30, 2020

Cluster Title/Federal Grantor/Program	Type	Pass-Through Grantor	Award Identifier	CFDA Number	CFDA Program Title	Federal Expenditures	Passed-Through to Subrecipients
Health and Human Services, Department of	Pass-Through	University of Pittsburgh	CNVA00062075 (132999-1)	93.866	Aging Research	62,712	-
Health and Human Services, Department of	Pass-Through	University of Southern California	10797470	93.866	Aging Research	154	-
Health and Human Services, Department of	Pass-Through	University of Southern California	68597182	93.866	Aging Research	45,968	-
Health and Human Services, Department of	Pass-Through	University of Southern California	84432482	93.866	Aging Research	(1)	-
Health and Human Services, Department of	Pass-Through	University of Southern California	94683653	93.866	Aging Research	180,504	-
Health and Human Services, Department of	Pass-Through	University of Southern California	97307437	93.866	Aging Research	66,487	-
Health and Human Services, Department of	Pass-Through	University of Southern California	105622532	93.866	Aging Research	(4,725)	-
Health and Human Services, Department of	Pass-Through	University of Southern California	105622532	93.866	Aging Research	54,917	-
Health and Human Services, Department of	Pass-Through	University of Southern California	105622532	93.866	Aging Research	72,869	-
Health and Human Services, Department of	Pass-Through	University of Southern California	107774911	93.866	Aging Research	5,302	-
Health and Human Services, Department of	Pass-Through	University of Southern California	107936883	93.866	Aging Research	83,564	-
Health and Human Services, Department of	Pass-Through	University of Southern California	125402769	93.866	Aging Research	25,147	-
Health and Human Services, Department of	Pass-Through	University of Southern California	126034847	93.866	Aging Research	5,374	-
Health and Human Services, Department of	Pass-Through	University of Southern California	129629634	93.866	Aging Research	56,840	-
Health and Human Services, Department of	Pass-Through	University of Southern California	107774911 PO#50879038	93.866	Aging Research	18,116	-
Health and Human Services, Department of	Pass-Through	University of Southern California	107774911 PO#50769513	93.866	Aging Research	11,546	-
Health and Human Services, Department of	Pass-Through	University of Southern Mississippi	USM-8006130-02	93.866	Aging Research	77,445	-
Health and Human Services, Department of	Pass-Through	University of Washington	UWSC9900	93.866	Aging Research	(659)	-
Health and Human Services, Department of	Pass-Through	University of Washington	UWSC9900	93.866	Aging Research	29,273	-
Health and Human Services, Department of	Pass-Through	University of Washington	0000000100	93.866	Aging Research	14,801	-
Health and Human Services, Department of	Pass-Through	University of Wisconsin	0000000487	93.866	Aging Research	7,038	-
Health and Human Services, Department of	Pass-Through	Wake Forest Baptist Medical Center (WFBMC)	101720-114751	93.866	Aging Research	7,668	-
Health and Human Services, Department of	Pass-Through	Washington University in St. Louis	WU-15-138	93.866	Aging Research	(19,574)	-
Health and Human Services, Department of	Pass-Through	Washington University in St. Louis	WU-20-284	93.866	Aging Research	8,530	-
Health and Human Services, Department of	Pass-Through	Wayne State University	WSU17146	93.866	Aging Research	141,705	-
Health and Human Services, Department of	Pass-Through	Wayne State University	WSU18065	93.866	Aging Research	205,632	-
Health and Human Services, Department of	Pass-Through	Weill Cornell Medical College of Cornell University	190636-5	93.866	Aging Research	34,816	-
Health and Human Services, Department of	Pass-Through	Yale University	GR105475 (CON-80001681)	93.866	Aging Research	19,207	-
Health and Human Services, Department of	Pass-Through	Yale University	GR105746(CON-80001781)	93.866	Aging Research	71,660	-
						\$ 66,249,334	\$ 7,763,602
Health and Human Services, Department of	Direct		1 K08 EY029362-01	93.867	Vision Research	286	-
Health and Human Services, Department of	Direct		2 R01 EY020823 06A1	93.867	Vision Research	279,415	-
Health and Human Services, Department of	Direct		5 K08 EY026654-03	93.867	Vision Research	144,420	-
Health and Human Services, Department of	Direct		5 K12 EY022299-05	93.867	Vision Research	(10,922)	-
Health and Human Services, Department of	Direct		5 K12 EY022299-08	93.867	Vision Research	418,728	-
Health and Human Services, Department of	Direct		5 K23 EY023596-05	93.867	Vision Research	(12)	-
Health and Human Services, Department of	Direct		5 K23 EY025320-04	93.867	Vision Research	193,691	-
Health and Human Services, Department of	Direct		5 K23 EY026985-05	93.867	Vision Research	249,792	-
Health and Human Services, Department of	Direct		5 K23 EY027848-04	93.867	Vision Research	263,291	-
Health and Human Services, Department of	Direct		5 K23EY027849 03	93.867	Vision Research	205,817	-
Health and Human Services, Department of	Direct		5 P30 EY007003-34	93.867	Vision Research	593,013	-
Health and Human Services, Department of	Direct		5 R00 EY025732-05	93.867	Vision Research	270,915	-
Health and Human Services, Department of	Direct		5 R00HL136695-04	93.867	Vision Research	211,114	-
Health and Human Services, Department of	Direct		5 R01 EY007060-29	93.867	Vision Research	422,985	-
Health and Human Services, Department of	Direct		5 R01 EY008850-25	93.867	Vision Research	14,856	-
Health and Human Services, Department of	Direct		5 R01 EY008976-26	93.867	Vision Research	348,229	-
Health and Human Services, Department of	Direct		5 R01 EY012021-21	93.867	Vision Research	207,855	-
Health and Human Services, Department of	Direct		5 R01 EY014126-17	93.867	Vision Research	466,149	-
Health and Human Services, Department of	Direct		5 R01 EY018132-12	93.867	Vision Research	202,273	-
Health and Human Services, Department of	Direct		5 R01 EY020582-09	93.867	Vision Research	65,013	26,970
Health and Human Services, Department of	Direct		5 R01 EY020895-08	93.867	Vision Research	401,576	-
Health and Human Services, Department of	Direct		5 R01 EY023660-05	93.867	Vision Research	(1,885)	-
Health and Human Services, Department of	Direct		5 R01 EY024996-03	93.867	Vision Research	67,901	-
Health and Human Services, Department of	Direct		5 R01 EY026641-05	93.867	Vision Research	528,879	136,836
Health and Human Services, Department of	Direct		5 R01 EY027310-04	93.867	Vision Research	296,636	-
Health and Human Services, Department of	Direct		5 R01 EY028350-02	93.867	Vision Research	(5,595)	-
Health and Human Services, Department of	Direct		5 R01 EY029159-02	93.867	Vision Research	3,610	-
Health and Human Services, Department of	Direct		5 R01 EY029349-03	93.867	Vision Research	482,471	-
Health and Human Services, Department of	Direct		5 R01 EY029675 02	93.867	Vision Research	308,371	-
Health and Human Services, Department of	Direct		5 R01 EY031033 02	93.867	Vision Research	64,105	-
Health and Human Services, Department of	Direct		5 R01EY020823-08	93.867	Vision Research	115,416	-
Health and Human Services, Department of	Direct		5 R21 EY028997-02	93.867	Vision Research	154,458	-
Health and Human Services, Department of	Direct		5 R21 EY029452-02	93.867	Vision Research	176,471	-
Health and Human Services, Department of	Direct		5 R21 EY030363 02	93.867	Vision Research	105,506	-
Health and Human Services, Department of	Direct		5-K08 -EY- 027458 - 03	93.867	Vision Research	233,191	-
Health and Human Services, Department of	Direct		7 R01 EY022931-05	93.867	Vision Research	(1,034)	-
Health and Human Services, Department of	Direct		T32 EY013934	93.867	Vision Research	(3,208)	-
Health and Human Services, Department of	Direct		T32 EY013934	93.867	Vision Research	145,545	-
Health and Human Services, Department of	Pass-Through	Case Western Reserve University	RES509735	93.867	Vision Research	(5,532)	-
Health and Human Services, Department of	Pass-Through	Columbia University	1 (GG008092-01)	93.867	Vision Research	(1,558)	-
Health and Human Services, Department of	Pass-Through	Massachusetts Eye and Ear	2300142-07 Subcontracts	93.867	Vision Research	3,003	-
Health and Human Services, Department of	Pass-Through	Michigan State University	RC107343UM	93.867	Vision Research	14,163	-
Health and Human Services, Department of	Research Agreement	Newhaptics Corp.	Research Agreement	93.867	Vision Research	32,767	-
Health and Human Services, Department of	Pass-Through	University of California - Irvine	2019-1212	93.867	Vision Research	94,465	-

University of Michigan  
 Schedule of Expenditures of Federal Awards  
 For the Year Ended June 30, 2020

Cluster Title/Federal Grantor/Program	Type	Pass-Through Grantor	Award Identifier	CFDA Number	CFDA Program Title	Federal Expenditures	Passed-Through to Subrecipients
Health and Human Services, Department of	Pass-Through	University of Kansas	FY2019-038-M1	93.867	Vision Research	211,289	-
Health and Human Services, Department of	Pass-Through	University of Washington	747686	93.867	Vision Research	(621)	-
Health and Human Services, Department of	Pass-Through	Washington University in St. Louis	WU-16-117	93.867	Vision Research	1,000	-
Health and Human Services, Department of	Pass-Through	Washington University in St. Louis	WU-16-117-MOD-5	93.867	Vision Research	1,220	-
Health and Human Services, Department of	Pass-Through	Wayne State University	WSU17063	93.867	Vision Research	52,053	-
						<u>\$ 8,021,571</u>	<u>\$ 163,806</u>
Health and Human Services, Department of	Direct		1 K01 LM012739-01A1	93.879	Medical Library Assistance	162	-
Health and Human Services, Department of	Direct		5 F31 LM012946-02	93.879	Medical Library Assistance	61,767	-
Health and Human Services, Department of	Direct		5 K01 LM012528-03	93.879	Medical Library Assistance	215,574	-
Health and Human Services, Department of	Direct		5 K01LM012739 04	93.879	Medical Library Assistance	20,773	-
Health and Human Services, Department of	Direct		5 R01 LM012907-02	93.879	Medical Library Assistance	34,954	-
Health and Human Services, Department of	Direct		5 R01 LM013325-02	93.879	Medical Library Assistance	20,478	-
Health and Human Services, Department of	Direct		5 R01 LM12373 06	93.879	Medical Library Assistance	521,049	137,278
Health and Human Services, Department of	Pass-Through	Creighton University	270754	93.879	Medical Library Assistance	11,053	-
Health and Human Services, Department of	Pass-Through	Indiana University	IN4687289UM/PO0080366	93.879	Medical Library Assistance	56,661	-
Health and Human Services, Department of	Pass-Through	The University of Texas Health Science Center at Houston	0010479A	93.879	Medical Library Assistance	(3,618)	-
Health and Human Services, Department of	Pass-Through	University of California-San Diego	118205890	93.879	Medical Library Assistance	32,515	-
Health and Human Services, Department of	Pass-Through	University of Pennsylvania	572635	93.879	Medical Library Assistance	4,737	-
Health and Human Services, Department of	Pass-Through	Weill Cornell Medical College of Cornell University	192822	93.879	Medical Library Assistance	37,205	-
						<u>\$ 1,013,310</u>	<u>\$ 137,278</u>
Health and Human Services, Department of	Pass-Through	The University of Texas Health Science Center at San Antonio	164875/164873	93.884	Grants for Primary Care Training and Enhancement	(212)	-
Health and Human Services, Department of	Pass-Through	The University of Texas Health Science Center at San Antonio	166107/166106	93.884	Grants for Primary Care Training and Enhancement	2,999	-
						<u>\$ 2,787</u>	<u>\$ -</u>
					Cooperative Agreements to Support Comprehensive School Health Programs to Prevent the Spread of HIV and Other Important Health Problems		
Health and Human Services, Department of	Direct		5 F30 CA221011-03	93.938	HIV Demonstration, Research, Public and Professional Education Projects	48,665	-
Health and Human Services, Department of	Pass-Through	Emory University	A031305	93.941	HIV Demonstration, Research, Public and Professional Education Projects	103,736	-
Health and Human Services, Department of	Pass-Through	Emory University	A035402	93.941	HIV Demonstration, Research, Public and Professional Education Projects	10,904	-
Health and Human Services, Department of	Pass-Through	Emory University	A238462	93.941	HIV Demonstration, Research, Public and Professional Education Projects	79,600	-
Health and Human Services, Department of	Pass-Through	Emory University	T727372	93.941	HIV Demonstration, Research, Public and Professional Education Projects	(3,553)	-
						<u>\$ 190,687</u>	<u>\$ -</u>
Health and Human Services, Department of	Direct		4 D43 TW009310-05	93.989	International Research and Research Training	(29)	-
Health and Human Services, Department of	Direct		5 D43 TW009883 07	93.989	International Research and Research Training	166,821	86,400
Health and Human Services, Department of	Direct		5 D43 TW009883-05	93.989	International Research and Research Training	20,469	10,903
Health and Human Services, Department of	Direct		5 U2 RTW010110-05	93.989	International Research and Research Training	201,312	125,915
Health and Human Services, Department of	Pass-Through	Columbia University	3(GG009218)/G012910	93.989	International Research and Research Training	26,586	-
Health and Human Services, Department of	Pass-Through	Michigan State University	RC108046UM	93.989	International Research and Research Training	18,307	-
Health and Human Services, Department of	Pass-Through	University of South Carolina	19-3865/PO20000046598	93.989	International Research and Research Training	57,184	-
Health and Human Services, Department of	Pass-Through	University of Washington	UWSC9899	93.989	International Research and Research Training	118,269	-
						<u>\$ 608,919</u>	<u>\$ 223,218</u>
					Total Health and Human Services, Department of	<u>\$ 656,369,929</u>	<u>\$ 62,493,590</u>
Corporation for National and Community Service	Pass-Through	Arizona State University	PO-20-00039522	94.RD		14,097	-
Corporation for National and Community Service	Pass-Through	Northeast Michigan Community Service Agency, Inc (NEMCSA)	Grant Award	94.021	Volunteer Generation Fund	2,745	-
			Total Corporation for National and Community Service			<u>\$ 16,842</u>	<u>\$ -</u>
Social Security Administration	Pass-Through	Boston College	5107171-S1	96.002	Social Security Retirement Insurance	43,861	-
Social Security Administration	Direct		2 RRC08098401-10-00	96.007	Social Security Research and Demonstration	(179)	-
Social Security Administration	Direct		5 RDR18000002-01-00	96.007	Social Security Research and Demonstration	1,042,113	687,917
Social Security Administration	Direct		5 RDR18000002-02-00	96.007	Social Security Research and Demonstration	780,780	216,344
Social Security Administration	Pass-Through	University of Wisconsin	862K396	96.007	Social Security Research and Demonstration	12,330	-
						<u>\$ 1,835,044</u>	<u>\$ 904,261</u>
					Total Social Security Administration	<u>\$ 1,878,905</u>	<u>\$ 904,261</u>
Homeland Security, Department of	Pass-Through	Innovision LLC	Research Agreement	97.RD		14,869	-
Homeland Security, Department of	Pass-Through	Radiation Monitoring Devices, Inc.	C19-14	97.RD		317,405	-
Homeland Security, Department of	Pass-Through	Radiation Monitoring Devices, Inc.	HSHQDN16-C-00024/RMD Contract	97.RD		(1)	-
						<u>\$ 332,273</u>	<u>\$ -</u>
Homeland Security, Department of	Pass-Through	Michigan, State of, State Police	PDMC-PL-05-MI-2015-002	97.047	Pre-Disaster Mitigation	30,194	-
					Homeland Security Research, Development, Testing, Evaluation, and Demonstration of Technologies Related to Nuclear Threat Detection		
Homeland Security, Department of	Direct		15DNARI00015-05-00	97.077	Homeland Security Research, Development, Testing, Evaluation, and Demonstration of Technologies Related to Nuclear Threat Detection	327,348	-
Homeland Security, Department of	Direct		16DNARI00022-03-00	97.077	Homeland Security Research, Development, Testing, Evaluation, and Demonstration of Technologies Related to Nuclear Threat Detection	340,034	-
Homeland Security, Department of	Direct		18DNARI00023-01-00	97.077	Homeland Security Research, Development, Testing, Evaluation, and Demonstration of Technologies Related to Nuclear Threat Detection	9,401	-

University of Michigan  
Schedule of Expenditures of Federal Awards  
For the Year Ended June 30, 2020

Cluster Title/Federal Grantor/Program	Type	Pass-Through Grantor	Award Identifier	CFDA Number	CFDA Program Title	Federal Expenditures	Passed-Through to Subrecipients
Homeland Security, Department of	Pass-Through	Georgia Technology Research Corporation	AWD-100703-G1	97.077	Homeland Security Research, Development, Testing, Evaluation, and Demonstration of Technologies Related to Nuclear Threat Detection	115,550	-
Homeland Security, Department of	Pass-Through	Pennsylvania State University	5427-UM-USDSHS-7803	97.077	Homeland Security Research, Development, Testing, Evaluation, and Demonstration of Technologies Related to Nuclear Threat Detection	(798)	-
						\$ 791,535	\$ -
Total Homeland Security, Department of						\$ 1,154,002	\$ -
United States Agency for International Development	Pass-Through	Georgia Institute of Technology	RH089-S1	98.RD		\$ 73,206	\$ -
United States Agency for International Development	Pass-Through	Georgia Institute of Technology	AWD-000781-S1	98.001	USAID Foreign Assistance for Programs Overseas	\$ 201,049	\$ -
United States Agency for International Development	Pass-Through	National Academy of Sciences	2000010356	98.001	USAID Foreign Assistance for Programs Overseas	165,910	-
United States Agency for International Development	Pass-Through	University of California - Davis	201700999-01	98.001	USAID Foreign Assistance for Programs Overseas	109,622	-
						\$ 476,581	\$ -
Total United States Agency for International Development						\$ 549,787	\$ -
Consumer Financial Protection Bureau	Direct		IPA - New Agreement	99.RD		\$ (233)	\$ -
Consumer Financial Protection Bureau	Direct		IPA Couper, Mick	99.RD		8,132	-
Total Consumer Financial Protection Bureau						\$ 7,899	\$ -
Director of National Intelligence, Office of the	Direct		2017-17012600004/CLIN 0001	99.RD		\$ (72,862)	\$ -
Director of National Intelligence, Office of the	Direct		2018-18020600001/CLIN 0001	99.RD		5,628	-
Director of National Intelligence, Office of the	Direct		2018-18032000001/CLIN 0001	99.RD		16,428	-
Director of National Intelligence, Office of the	Direct		FA8650-19-C-9101	99.RD		280,562	7,453
Director of National Intelligence, Office of the	Pass-Through	SRI International	PO38735	99.RD		100,550	-
Director of National Intelligence, Office of the	Pass-Through	SRI International	Subcontract No. PO18259	99.RD		(220)	-
Director of National Intelligence, Office of the	Pass-Through	SRI International	Subcontract PO38780	99.RD		446,076	-
Director of National Intelligence, Office of the	Pass-Through	Stealth Software Technologies, Inc.	Subcontract agreement	99.RD		147,456	-
Total Director of National Intelligence, Office of the						\$ 923,618	\$ 7,453
President, Executive Office of the	Pass-Through	Lockheed Martin Corporation	4104351814	99.RD		\$ 81,211	\$ -
President, Executive Office of the	Pass-Through	Washtenaw, County of	G15SM0003A/PO 20200346	99.RD		45,348	-
President, Executive Office of the	Pass-Through	Washtenaw, County of	PO#20181378	99.RD		61,463	-
Total President, Executive Office of the						\$ 188,022	\$ -
<b>Total research and development cluster</b>						<b>\$ 951,432,426</b>	<b>\$ 97,384,600</b>
<b>OTHER PROGRAMS</b>							
National Endowment for the Humanities	Pass-Through	Michigan Humanities Council	HU069-18	45.129	Promotion of the Humanities Federal/State Partnership	\$ 6,195	\$ -
Total National Endowment for the Humanities						\$ 6,195	\$ -
Energy, Department of	Pass-Through	Michigan, State of, Environment, Great Lakes, and Energy, Department of	MEO-19-039	81.041	State Energy Program	\$ 206,065	\$ -
Total Energy, Department of						\$ 206,065	\$ -
Education, Department of	Pass-Through	Michigan, State of, Education, Department of	170290-004	84.367	Supporting Effective Instruction State Grants (formerly Improving Teacher Quality State Grants)	\$ (9,117)	\$ -
Education, Department of	Direct		P425E203180-20A	84.425e	COVID-19-Education Stabilization Fund	\$ 5,119,528	\$ -
Education, Department of	Direct		P425E203903-20A	84.425e	COVID-19-Education Stabilization Fund	1,467,923	-
Education, Department of	Direct		P425E205304-20A	84.425e	COVID-19-Education Stabilization Fund	1,630,750	-
						\$ 8,218,201	\$ -
Education, Department of	Direct		P425F202099	84.425f	COVID-19-Education Stabilization Fund	\$ 373,987	\$ -
Education, Department of	Direct		P425M200548	84.425m	COVID-19-Education Stabilization Fund	225,968	-
Education, Department of	Direct		P425M200616	84.425m	COVID-19-Education Stabilization Fund	341,004	-
						\$ 566,972	\$ -
Total Education, Department of						\$ 9,150,043	\$ -
Health and Human Services, Department of	Pass-Through	Michigan, State of, Health and Human Services, Department of	E20192403-001 / Q	93.268	Immunization Cooperative Agreements	\$ 25,711	\$ -
Health and Human Services, Department of	Pass-Through	Michigan, State of, Health and Human Services, Department of	E20202763-Project P	93.268	Immunization Cooperative Agreements	23,094	-
						\$ 48,805	\$ -
Health and Human Services, Department of	Pass-Through	Illinois, State of	1216659010	93.658	Foster Care Title IV-E	\$ 99,047	\$ -
Health and Human Services, Department of	Pass-Through	Michigan, State of, Health and Human Services, Department of	190000001755	93.767	Children's Health Insurance Program Grants to Provide Outpatient Early Intervention Services with Respect to HIV Disease	\$ 6,064	\$ -
Health and Human Services, Department of	Direct		6 H76HA00182-25-01	93.918	Block Grants for Community Mental Health Services	\$ 591,507	\$ -
Health and Human Services, Department of	Pass-Through	Michigan, State of, Health and Human Services, Department of	E20180570-001	93.958	Block Grants for Community Mental Health Services	\$ (3,664)	\$ -
Health and Human Services, Department of	Pass-Through	Michigan, State of, Health and Human Services, Department of	E20192538-002	93.958	Block Grants for Community Mental Health Services	128,644	-
						\$ 124,980	\$ -
Health and Human Services, Department of	Direct		5 R21 CA215968-02	93.959	Block Grants for Prevention and Treatment of Substance Abuse	\$ 15,225	\$ 14,507
Health and Human Services, Department of	Pass-Through	Community Mental Health Partnership of Southeast Michigan	Agreement	93.959	Block Grants for Prevention and Treatment of Substance Abuse	38,192	-
Health and Human Services, Department of	Pass-Through	Community Mental Health Partnership of Southeast Michigan	CMHPSM Contract #2900	93.959	Block Grants for Prevention and Treatment of Substance Abuse	(610)	-
Health and Human Services, Department of	Pass-Through	Community Mental Health Partnership of Southeast Michigan	Contract# C19056	93.959	Block Grants for Prevention and Treatment of Substance Abuse	11,579	-

University of Michigan  
Schedule of Expenditures of Federal Awards  
For the Year Ended June 30, 2020

Cluster Title/Federal Grantor/Program	Type	Pass-Through Grantor	Award Identifier	CFDA Number	CFDA Program Title	Federal Expenditures	Passed-Through to Subrecipients
						\$ 64,386	\$ 14,507
Health and Human Services, Department of	Pass-Through Michigan, State of, Health and Human Services, Department of		E20192511-00	93.994	Maternal and Child Health Services Block Grant to the States	\$ 4,346	\$ -
Health and Human Services, Department of	Pass-Through Michigan, State of, Health and Human Services, Department of		E20203778-00 Proj CN	93.994	Maternal and Child Health Services Block Grant to the States	41,523	-
Health and Human Services, Department of	Pass-Through Michigan, State of, Health and Human Services, Department of		MA-491-19000000992	93.994	Maternal and Child Health Services Block Grant to the States	23,577	-
						\$ 69,446	\$ -
					Total Health and Human Services, Department of	\$ 1,004,235	\$ 14,507
Corporation for National and Community Service	Pass-Through Public Allies		18EDHWI0010008	94.006	AmeriCorps	\$ 86,246	\$ -
Corporation for National and Community Service	Pass-Through Public Allies		OP022-94.006-19-PADT - SC	94.006	AmeriCorps	7,427	-
Corporation for National and Community Service	Pass-Through Public Allies		OP022-94.006-20-PADT	94.006	AmeriCorps	467,649	-
					Total Corporation for National and Community Service	\$ 561,322	\$ -
					<b>Total other programs</b>	<b>\$ 10,927,860</b>	<b>\$ 14,507</b>
					<b>Total federal expenditures</b>	<b>\$ 1,427,568,876</b>	<b>\$ 97,399,107</b>



**University of Michigan**  
**Notes to Schedule of Expenditures of Federal Awards**  
**For the Year Ended June 30, 2020**

---

**1. Summary of Significant Accounting Policies**

The accompanying Schedule of Expenditures of Federal Awards (the “SEFA”) includes all federal grant transaction activity of the University of Michigan (the “University”) recorded on the accrual basis of accounting unless otherwise directed by the terms and conditions of the underlying awards. The information in the SEFA is presented in accordance with Title 2 U.S. *Code of Federal Regulations* Part 200, *Uniform Administrative Requirements, Cost Principles and Audit Requirements for Federal Awards* (the “Uniform Guidance”). As the SEFA presents only the federal award activity of the University, it is not intended to and does not present the net position, changes in net position and cash flows of the University.

Negative amounts presented in the SEFA represent adjustments, in the normal course of business, to expenditures reported in prior years. Complete CFDA numbers and pass-through numbers are provided on the SEFA when available.

**2. Indirect Costs**

The University applies its predetermined approved facilities and administrative rate when charging indirect costs to federal awards rather than the 10 percent de minimus cost rate as described in Section 200.414 of the Uniform Guidance. The indirect cost rates approved by the University’s cognizant agency (the Department of Health and Human Services) for organized research, instruction and other sponsored activities through June 30, 2024 are as follows:

	July 1, 2018 – <u>June 30, 2020</u>	July 1, 2020 – <u>June 30, 2024</u>
On-campus organized research	56%	56%
On-campus instruction	54%	54%
On-campus sponsored activities	29%	29%
Off-campus all programs	26%	26%

**University of Michigan**  
**Notes to Schedule of Expenditures of Federal Awards**  
**For the Year Ended June 30, 2020**

---

**3. University-Administered Federal Loan Programs**

The federal loan programs listed below are administered directly by the University and outstanding balances related to these programs are included in the University's financial statements. The amount of loans outstanding at the beginning of the year, loans made during the year and the administrative cost allowance are included in the SEFA. The balance of loans outstanding at June 30, 2020 consists of:

	<b><u>CFDA</u></b>	<b><u>Outstanding</u></b>
	<b><u>Number</u></b>	<b><u>Balance at</u></b>
		<b><u>June 30, 2020</u></b>
Department of Education, Federal Perkins Program	84.038	<u>\$ 42,188,340</u>
Department of Health and Human Services:		
Nursing Faculty Loan Program	93.264	<u>3,909,049</u>
Health Professions Loan Program – Medicine/Primary Care	93.342	1,234,640
Health Professions Loan Program – Pharmacy	93.342	965,480
Health Professions Loan Program – Dentistry	93.342	<u>8,161,084</u>
		<u>10,361,204</u>
Nursing Student Loan – Baccalaureate	93.364	1,400,530
Nursing Student Loan – Graduate	93.364	<u>372,360</u>
		<u>1,772,890</u>
Disadvantaged Student Loan Program – Medicine/Primary Care	93.925	4,655,979
Disadvantaged Student Loan Program – Pharmacy	93.925	122,471
Disadvantaged Student Loan Program – Dentistry	93.925	<u>123,624</u>
		<u>4,902,074</u>
Total University administered federal loans outstanding		<u>\$ 63,133,557</u>



**Report of Independent Auditors on Internal Control Over Financial Reporting and on Compliance and Other Matters Based on an Audit of Financial Statements Performed in Accordance with *Government Auditing Standards***

To the Regents of the University of Michigan

We have audited, in accordance with auditing standards generally accepted in the United States of America and the standards applicable to financial audits contained in *Government Auditing Standards* issued by the Comptroller General of the United States, the consolidated financial statements of the University of Michigan (the “University”), which comprise the consolidated statement of net position as of June 30, 2020, and the related consolidated statements of revenues, expenses and changes in net position and of cash flows for the year then ended, and the related notes to the financial statements, and have issued our report thereon dated October 22, 2020.

**Internal Control Over Financial Reporting**

In planning and performing our audit of the financial statements, we considered the University’s internal control over financial reporting (“internal control”) to determine the audit procedures that are appropriate in the circumstances for the purpose of expressing our opinion on the financial statements, but not for the purpose of expressing an opinion on the effectiveness of the University’s internal control. Accordingly, we do not express an opinion on the effectiveness of the University’s internal control.

*A deficiency in internal control* exists when the design or operation of a control does not allow management or employees, in the normal course of performing their assigned functions, to prevent, or detect and correct, misstatements on a timely basis. *A material weakness* is a deficiency, or a combination of deficiencies, in internal control such that there is a reasonable possibility that a material misstatement of the entity’s financial statements will not be prevented, or detected and corrected on a timely basis. *A significant deficiency* is a deficiency, or a combination of deficiencies, in internal control that is less severe than a material weakness, yet important enough to merit attention by those charged with governance.



Our consideration of internal control was for the limited purpose described in the first paragraph of this section and was not designed to identify all deficiencies in internal control that might be material weaknesses or significant deficiencies. Given these limitations, during our audit we did not identify any deficiencies in internal control that we consider to be material weaknesses. However, material weaknesses may exist that have not been identified.

### **Compliance and Other Matters**

As part of obtaining reasonable assurance about whether the University's financial statements are free from material misstatement, we performed tests of its compliance with certain provisions of laws, regulations, contracts and grant agreements, noncompliance with which could have a direct and material effect on the determination of financial statement amounts. However, providing an opinion on compliance with those provisions was not an objective of our audit, and accordingly, we do not express such an opinion. The results of our tests disclosed no instances of noncompliance or other matters that are required to be reported under *Government Auditing Standards*.

### **Purpose of this Report**

The purpose of this report is solely to describe the scope of our testing of internal control and compliance and the results of that testing, and not to provide an opinion on the effectiveness of the entity's internal control or on compliance. This report is an integral part of an audit performed in accordance with *Government Auditing Standards* in considering the entity's internal control and compliance. Accordingly, this communication is not suitable for any other purpose.

*PricewaterhouseCoopers LLP*

October 22, 2020



**Report of Independent Auditors on Compliance with Requirements  
That Could Have a Direct and Material Effect on Each Major Program and on Internal  
Control Over Compliance in Accordance with the Uniform Guidance**

To the Regents of the University of Michigan:

**Report on Compliance for Each Major Federal Program**

We have audited the University of Michigan’s (the “University”) compliance with the types of compliance requirements described in the *OMB Compliance Supplement* that could have a direct and material effect on each of the University’s major federal programs for the year ended June 30, 2020. The University’s major federal programs are identified in the summary of auditor's results section of the accompanying schedule of findings and questioned costs.

***Management’s Responsibility***

Management is responsible for compliance with federal statutes, regulations and the terms and conditions of its federal awards applicable to its federal programs.

***Auditors’ Responsibility***

Our responsibility is to express an opinion on compliance for each of the University’s major federal programs based on our audit of the types of compliance requirements referred to above. We conducted our audit of compliance in accordance with auditing standards generally accepted in the United States of America; the standards applicable to financial audits contained in *Government Auditing Standards*, issued by the Comptroller General of the United States; and the audit requirements of Title 2 U.S. *Code of Federal Regulations* Part 200, *Uniform Administrative Requirements, Cost Principles, and Audit Requirements for Federal Awards* (the “Uniform Guidance”). Those standards and the Uniform Guidance require that we plan and perform the audit to obtain reasonable assurance about whether noncompliance with the types of compliance requirements referred to above that could have a direct and material effect on a major federal program occurred. An audit includes examining, on a test basis, evidence about the University’s compliance with those requirements and performing such other procedures as we considered necessary in the circumstances.

We believe that our audit provides a reasonable basis for our opinion on compliance for each major federal program. However, our audit does not provide a legal determination of the University’s compliance.



### ***Opinion on Each Major Federal Program***

In our opinion, the University of Michigan complied, in all material respects, with the types of compliance requirements referred to above that could have a direct and material effect on each of its major federal programs for the year ended June 30, 2020.

### ***Other Matter***

The results of our auditing procedures disclosed an instance of noncompliance, which is required to be reported in accordance with the Uniform Guidance and which is described in the accompanying schedule of findings and questioned costs as item 2020-001. Our opinion on each major federal program is not modified with respect to this matter.

The University's response to the noncompliance finding identified in our audit is described in the accompanying management's corrective action plan. The University's response was not subjected to the auditing procedures applied in the audit of compliance and, accordingly, we express no opinion on the response.

### **Report on Internal Control Over Compliance**

Management of the University is responsible for establishing and maintaining effective internal control over compliance with the types of compliance requirements referred to above. In planning and performing our audit of compliance, we considered the University's internal control over compliance with the types of requirements that could have a direct and material effect on each major federal program to determine the auditing procedures that are appropriate in the circumstances for the purpose of expressing an opinion on compliance for each major federal program and to test and report on internal control over compliance in accordance with the Uniform Guidance, but not for the purpose of expressing an opinion on the effectiveness of internal control over compliance. Accordingly, we do not express an opinion on the effectiveness of the University's internal control over compliance.

*A deficiency in internal control over compliance* exists when the design or operation of a control over compliance does not allow management or employees, in the normal course of performing their assigned functions, to prevent, or detect and correct, noncompliance with a type of compliance requirement of a federal program on a timely basis. *A material weakness in internal control over compliance* is a deficiency, or combination of deficiencies, in internal control over compliance, such that there is a reasonable possibility that material noncompliance with a type of compliance requirement of a federal program will not be prevented, or detected and corrected, on a timely basis. *A significant deficiency in internal control over compliance* is a deficiency, or a combination of deficiencies, in internal control over compliance with a type of compliance requirement of a federal program that is less severe than a material weakness in internal control over compliance, yet important enough to merit attention by those charged with governance.



Our consideration of internal control over compliance was for the limited purpose described in the first paragraph of this section and was not designed to identify all deficiencies in internal control over compliance that might be material weaknesses or significant deficiencies. We did not identify any deficiencies in internal control over compliance that we consider to be material weaknesses. However, material weaknesses may exist that have not been identified.

The purpose of this report on internal control over compliance is solely to describe the scope of our testing of internal control over compliance and the results of that testing based on the requirements of the Uniform Guidance. Accordingly, this report is not suitable for any other purpose.

*PricewaterhouseCoopers LLP*

June 14, 2021

**University of Michigan**  
**Schedule of Findings and Questioned Costs**  
**For the Year Ended June 30, 2020**

---

**Section I – Summary of Auditors’ Results**

**Financial Statements**

Type of auditor’s report issued: Unmodified

Internal control over financial reporting:

- Material weakness(es) identified?  Yes  No
- Significant deficiency(ies) identified not considered to be material weaknesses?  Yes  None reported
- Noncompliance material to financial statements noted?  Yes  No

**Federal Awards**

Internal control over major programs:

- Material weakness(es) identified?  Yes  No
- Significant deficiency(ies) identified not considered to be material weakness(es)?  Yes  None reported

Type of auditor’s report issued on compliance for major programs: Unmodified

Any audit findings disclosed that are required to be reported in accordance with 2 CFR 200.516(a)?  Yes  No

Identification of major programs:

<u>CFDA Number(s)</u>	<u>Name of Federal Program or Cluster</u>
Various	Research and Development Cluster
93.778	Medicaid Cluster
84.425e, 84.425f, 84.425m	COVID-19-Education Stabilization Fund

Dollar threshold used to distinguish between Type A and Type B programs: \$4,282,707

Auditee qualified as low-risk auditee?  Yes  No

**Section II – Financial Statement Findings**

None.



**University of Michigan**  
**Schedule of Findings and Questioned Costs**  
**For the Year Ended June 30, 2020**

---

**Section III – Federal Award Findings and Questioned Costs**

**Finding 2020-001 – Equipment Records**

**Cluster:** Research & Development

**Grantor(s):** Various

**Award(s) and Award #'s:** Various

**Criteria** – The University is subject to compliance requirements pertaining to the monitoring of equipment acquired with Federal awards funds under the Uniform Guidance, as applicable. The University is required to maintain adequate equipment records, perform a physical inventory of equipment at least once every two years which is reconciled to the equipment records, have an appropriate control system to safeguard equipment, and to adequately maintain equipment and properly dispose of equipment (2 CFR section 200.313).

**Condition** – While performing an inspection of 25 pieces of equipment that were acquired using funds from Federal awards, one piece of equipment was found to have an incorrect identification tag and another piece of equipment's identification tag was missing. Despite the tagging issues identified, both items were able to be agreed to the inventory records via their serial numbers. Additionally, one of the 25 items selected for inspection had been disposed of, but had not been removed from the property records. This item, an Apple Mac Pro originally purchased in 2008, was:

- Physically disposed of in 2015, but not removed from the property records
- Not detected as disposed during the physical inventory in 2016
- Detected as disposed of in 2018 by the physical inventory, but not removed from the equipment records

The University has an inventory program in place to ensure equipment acquired with Federal funds is subject to a physical inventory process at least once every two years whereby on a rotational basis, the central property control area provides each department with three months to perform an inventory of their equipment. While inspecting the results of eight of these inventories, we noted that during an inventory for one department which occurred on November 11, 2019 assets were reported as scrapped and no longer useful. However, these assets were not removed from the list of equipment acquired with Federal funds pending completion of a campus-wide physical inventory originally scheduled to commence in March 2020 but delayed until fiscal 2021 given the onset of the COVID-19 pandemic.

**University of Michigan**  
**Schedule of Findings and Questioned Costs**  
**For the Year Ended June 30, 2020**

---

**Questioned Costs** – None noted.

**Cause** – The monitoring and physical inventory of equipment has been the responsibility of more than 200 individual departments throughout the University and the central oversight function has not been able to completely ensure that policies and procedures are being followed consistently by those departments. Historical deficiencies in communication amongst the various departments and the central property control and property disposition areas continue to result in errors in the equipment records. Additionally, the assets reported as scrapped and no longer useful on a November 11, 2019 department inventory were intended to be reviewed and removed as appropriate during a comprehensive independent campus-wide inventory that had been expected to be completed during the year ended June 30, 2020, but which was delayed due to the COVID-19 pandemic.

**Effect** – Assets were improperly accounted for within the fixed asset system and physical inventories were not consistently completed accurately or with due care.

**Recommendation** – The University should reevaluate current policies and procedures as it relates to the monitoring of equipment acquired with federal funds. For example, the University should consider performing a thorough review of fixed assets to ensure they are properly accounted for within the fixed asset system, perform inquiries of departments in advance of the two-year cycle for inventories to ensure they are completed timely, and establish procedures to record the disposal of equipment within the fixed asset system on a timely basis. Additionally, the University should implement training on Federal Uniform Guidance requirements, disposal policies, and proper inventory procedures. This training should include information regarding physical inventory observation requirements and treatment of items being disposed.

**View of Responsible Officials** – Refer to Management’s Corrective Action Plan for management’s view and corrective action plan for the finding described above.

**University of Michigan**  
**Summary Schedule of Prior Year Findings**  
**For the Year Ended June 30, 2020**

---

There are no findings from prior years that require an update in this report.

June 14, 2021

RE: Management's Corrective Action Plan

**1. Name of the contact person responsible for corrective actions planned:**

Cheryl Soper  
Controller and Director of Financial Operations  
University of Michigan (386006309)  
6032 Wolverine Tower  
3003 South State Street  
Ann Arbor, MI 48109-1287  
Phone: 734-764-7214  
E-mail: [clsoper@umich.edu](mailto:clsoper@umich.edu)

**2. Corrective actions planned:**

**Finding No. 2020-001 – Equipment Records**

**View of Responsible Officials** – The University concurs with the auditors' finding. During 2020, the University contracted with a third-party to perform a baseline physical inventory of all capitalized equipment acquired with federal and other funds. Due to the onset of the COVID-19 pandemic, the commencement of this inventory was delayed until fiscal 2021. Additionally, the University is working to further centralize oversight and control over the physical inventory process and improve procedural awareness associated with the related Uniform Guidance requirements and University policies through enhanced training and assessment at the individual unit level.

**Anticipated Completion Date** –

Baseline inventory – November 2021

Individual unit training and assessment – February 2022