

University of Michigan
Report on Federal Awards in Accordance
with the Uniform Guidance
For the Year Ended June 30, 2017
EIN 38-6006309

University of Michigan

Contents

Pages (s)

Part I – Financial Information

Report of Independent Auditors	1-3
Management’s Discussion and Analysis (Unaudited).....	4-26
Consolidated Financial Statements:	
Consolidated Financial Statements	27-30
Notes to Consolidated Financial Statements	31-69
Required Supplementary Information (Unaudited).....	70-72
Supplementary Information:	
Schedule of Expenditures of Federal Awards	73-151
Notes to Schedule of Expenditures of Federal Awards.....	152-153

Part II – Reports on Internal Controls and Compliance

Report of Independent Auditors on Internal Control Over Financial Reporting and on Compliance and Other Matters Based on an Audit of Financial Statements Performed in Accordance with <i>Government Auditing Standards</i>	154-155
Report of Independent Auditors on Compliance with Requirements That Could Have a Direct and Material Effect on Each Major Program and on Internal Control Over Compliance in Accordance with the Uniform Guidance	156-158

Part III – Findings

Schedule of Findings and Questioned Costs	159-162
Summary Schedule of Prior Year Findings.....	163-165
Management’s Corrective Action Plan	166-167



Report of Independent Auditors

To the Regents of the University of Michigan

Report on the Consolidated Financial Statements

We have audited the accompanying consolidated financial statements of the University of Michigan and its subsidiaries (the “University”), which comprise the consolidated statement of net position as of June 30, 2017, and the related consolidated statements of revenues, expenses and changes in net position and of cash flows for the year then ended.

Management’s Responsibility for the Consolidated Financial Statements

Management is responsible for the preparation and fair presentation of the consolidated financial statements in accordance with accounting principles generally accepted in the United States of America; this includes the design, implementation, and maintenance of internal control relevant to the preparation and fair presentation of consolidated financial statements that are free from material misstatement, whether due to fraud or error.

Auditors’ Responsibility

Our responsibility is to express an opinion on the consolidated financial statements based on our audit. We conducted our audit in accordance with auditing standards generally accepted in the United States of America and the standards applicable to financial audits contained in *Government Auditing Standards*, issued by the Comptroller General of the United States. Those standards require that we plan and perform the audit to obtain reasonable assurance about whether the consolidated financial statements are free from material misstatement.

An audit involves performing procedures to obtain audit evidence about the amounts and disclosures in the consolidated financial statements. The procedures selected depend on our judgment, including the assessment of the risks of material misstatement of the consolidated financial statements, whether due to fraud or error. In making those risk assessments, we consider internal control relevant to the University’s preparation and fair presentation of the consolidated financial statements in order to design audit procedures that are appropriate in the circumstances, but not for the purpose of expressing an opinion on the effectiveness of the University’s internal control. Accordingly, we express no such



opinion. An audit also includes evaluating the appropriateness of accounting policies used and the reasonableness of significant accounting estimates made by management, as well as evaluating the overall presentation of the consolidated financial statements. We believe that the audit evidence we have obtained is sufficient and appropriate to provide a basis for our audit opinion.

Opinion

In our opinion, the consolidated financial statements referred to above present fairly, in all material respects, the financial position of the University of Michigan and its subsidiaries as of June 30, 2017, and the changes in their financial position and their cash flows for the year then ended in accordance with accounting principles generally accepted in the United States of America.

Emphasis of Matter

As discussed in Note 1 to the consolidated financial statements, the University changed the manner in which it accounts for postemployment benefits other than pensions in 2017. Our opinion is not modified with respect to this matter.

Other Matter

Required Supplementary Information

The accompanying management's discussion and analysis on pages 3 through 25 and the accompanying supplemental information on pages 69 through 71 are required by accounting principles generally accepted in the United States of America to supplement the basic consolidated financial statements. Such information, although not a part of the basic consolidated financial statements, is required by the Governmental Accounting Standards Board who considers it to be an essential part of financial reporting for placing the basic consolidated financial statements in an appropriate operational, economic, or historical context. We have applied certain limited procedures to the required supplementary information in accordance with auditing standards generally accepted in the United States of America, which consisted of inquiries of management about the methods of preparing the information and comparing the information for consistency with management's responses to our inquiries, the basic consolidated financial statements, and other knowledge we obtained during our audits of the basic consolidated financial statements. We do not express an opinion or provide any assurance on the information because the limited procedures do not provide us with sufficient evidence to express an opinion or provide any assurance.



Other Information

Our audit was conducted for the purpose of forming an opinion on the consolidated financial statements as a whole. The accompanying schedule of expenditures of federal awards is presented for purposes of additional analysis as required by Title 2 U.S. *Code of Federal Regulations* Part 200, *Uniform Administrative Requirements, Cost Principles, and Audit Requirements for Federal Awards* and is not a required part of the consolidated financial statements. Such information is the responsibility of management and was derived from and relates directly to the underlying accounting and other records used to prepare the consolidated financial statements. The information has been subjected to the auditing procedures applied in the audit of the consolidated financial statements and certain additional procedures, including comparing and reconciling such information directly to the underlying accounting and other records used to prepare the consolidated financial statements or to the consolidated financial statements themselves, and other additional procedures in accordance with auditing standards generally accepted in the United States of America. In our opinion, the schedule of expenditures of federal awards is fairly stated, in all material respects, in relation to the consolidated financial statements as a whole.

Other Reporting Required by Government Auditing Standards

In accordance with *Government Auditing Standards*, we have also issued our report dated October 19, 2017 on our consideration of the University of Michigan's internal control over financial reporting and on our tests of its compliance with certain provisions of laws, regulations, contracts and grant agreements and other matters. The purpose of that report is solely to describe the scope of our testing of internal control over financial reporting and compliance and the results of that testing and not to provide an opinion on the effectiveness of internal control over financial reporting or on compliance. That report is an integral part of an audit performed in accordance with *Government Auditing Standards* in considering the University of Michigan's internal control over financial reporting and compliance.

A stylized, handwritten-style signature of "PricewaterhouseCoopers LLP" in black ink.

October 19, 2017

UNIVERSITY OF MICHIGAN

Management's Discussion and Analysis (Unaudited)

Introduction

The following discussion and analysis provides an overview of the financial position of the University of Michigan (the "University") at June 30, 2017 and 2016 and its activities for the two fiscal years ended June 30, 2017. This discussion has been prepared by management and should be read in conjunction with the financial statements and the notes thereto, which follow this section.

The University is a comprehensive public institution of higher learning with over 61,000 students and approximately 8,000 faculty members on three campuses in southeast Michigan. The University offers a diverse range of degree programs from baccalaureate to post-doctoral levels through 19 schools and colleges, and contributes to the state and nation through related research and public service programs. The University also has a nationally renowned health system which includes the University of Michigan Hospitals, the University's Medical School, Michigan Health Corporation, a wholly-owned corporation created for joint venture and managed care initiatives, and UM Health, a wholly-owned corporation created to hold and develop the University's statewide network of hospitals, hospital joint ventures and other hospital affiliations. The University's health system currently includes four hospitals as well as numerous health centers and outpatient clinics.

The University consistently ranks among the nation's top universities by various measures of quality, both in general academic terms, and in terms of strength of offerings in specific academic disciplines and professional subjects. Research is central to the University's mission and a key aspect of its strong reputation among educational institutions. The University is widely recognized for the breadth and excellence of its research enterprise as well as for the exceptional level of cooperation across disciplines, which allows faculty and students to address the full complexity of real-world challenges. The University's health system also has a tradition of excellence in teaching, advancement of medical science and patient care, consistently ranking among the best health care systems in the nation.

On December 15, 2016, the University completed an affiliation with Metropolitan Health Corporation ("Metro Health"), a community health care provider in west Michigan, pursuant to which UM Health became the sole corporate member of Metro Health. In addition to its 208-bed hospital, Metro Health has neighborhood outpatient clinics and offices throughout west Michigan to serve the greater Grand Rapids area. In accordance with Governmental Accounting Standards Board ("GASB") Statement No. 62, *Codification of Accounting and Financial Reporting Guidance Contained in Pre-November 30, 1989 FASB and AICPA Pronouncements*, this combination is included in the financial statements as if it occurred at the beginning of the earliest period presented.

UNIVERSITY OF MICHIGAN

Management's Discussion and Analysis (Unaudited)--Continued

Financial Highlights

The University's financial position remains strong, with total assets and deferred outflows of \$20.8 billion and total liabilities and deferred inflows of \$7.4 billion at June 30, 2017. Net position, which represents the residual interest in the University's total assets and deferred outflows after total liabilities and deferred inflows are deducted, totaled \$13.4 billion at June 30, 2017. Changes in net position represent the University's results of operations and are summarized for the year ended June 30, 2017 as follows (in millions):

Operating revenues and educational appropriations	\$ 7,480
Private gifts for operating activities	179
Operating and net interest expenses	<u>(7,976)</u>
	(317)
Net investment income	1,415
Endowment, capital gifts and grants, and other	<u>178</u>
Increase in net position	<u>\$ 1,276</u>

Net position has been restated at July 1, 2016 for the affiliation with Metro Health and the adoption of GASB Statement No. 75, *Accounting and Financial Reporting for Postemployment Benefits Other Than Pensions* ("GASB 75"), and is summarized as follows (in millions):

Net position at June 30, 2016	\$ 13,001
Affiliation with Metro Health	80
Adoption of GASB 75	<u>(930)</u>
Net position at July 1, 2016, as restated	<u>\$ 12,151</u>

For purposes of management's discussion and analysis, comparative data for the statement of net position has been provided by combining Metro Health with the University and reflecting the adoption of GASB 75 at June 30, 2016. Certain balances as of June 30, 2016 have been reclassified to conform with current year presentations.

The results of operations reflect the University's focus on maintaining its national standards academically, in research and in health care within a competitive recruitment environment for faculty and health care professionals and a period of continued pressure on federal funding for research. At the same time, the University is addressing constrained state appropriations and rising health care, regulatory and facility costs with aggressive cost cutting and productivity gains to help preserve access to affordable higher education for Michigan families. To achieve aggressive and sustainable long-term goals for cost cutting and productivity gains, the University is also strategically utilizing resources to bridge cuts and support enterprise-wide information technology projects and other initiatives.

UNIVERSITY OF MICHIGAN

Management's Discussion and Analysis (Unaudited)--Continued

The University's long-term investment strategy combined with its endowment spending policy serves to insulate operations from expected volatility in the capital markets and provides for a stable and predictable level of spending distributions from the endowment. Endowment spending rate distributions to University units totaled \$318 million in 2017. The success of the University's long-term investment strategy is evidenced by strong returns over sustained periods of time and the ability to limit losses in the face of challenging markets.

The University invests its financial assets in pools with distinct risk and liquidity characteristics based on its needs, with most of its financial assets invested in two such pools. The University's working capital is primarily invested in relatively short duration, liquid assets, through its Daily and Monthly Portfolios, while the endowment is primarily invested, along with the noncurrent portion of the insurance and benefit reserves, in an equity oriented long-term strategy through its Long Term Portfolio.

Using the Financial Statements

The University's financial report includes three financial statements: the Statement of Net Position; the Statement of Revenues, Expenses and Changes in Net Position; and the Statement of Cash Flows. These financial statements are prepared in accordance with GASB principles, which establish standards for external financial reporting for public colleges and universities.

UNIVERSITY OF MICHIGAN

Management's Discussion and Analysis (Unaudited)--Continued

Statement of Net Position

The statement of net position presents the financial position of the University at the end of the fiscal year and includes all assets, deferred outflows, liabilities and deferred inflows of the University. The difference between total assets and deferred outflows as compared to total liabilities and deferred inflows – net position – is one indicator of the current financial condition of the University, while the change in net position is an indication of whether the overall financial condition has improved or worsened during the year. The University's assets, deferred outflows, liabilities, deferred inflows and net position at June 30, 2017 and 2016 are summarized as follows:

	2017	2016
	(in millions)	
Current assets	\$ 2,696	\$ 2,545
Noncurrent assets:		
Endowment, life income and other investments	11,323	10,109
Capital assets, net	6,045	5,948
Other	439	346
Total assets	20,503	18,948
Deferred outflows	349	30
Total assets and deferred outflows	20,852	18,978
Current liabilities	1,802	1,881
Noncurrent liabilities	5,606	4,946
Total liabilities	7,408	6,827
Deferred inflows	17	
Net position	\$ 13,427	\$ 12,151

The University continues to maintain and protect its strong financial foundation. This financial health, as reflected in the University's net position at June 30, 2017 and 2016, results from the prudent utilization of financial resources including careful cost controls, preservation of endowment funds, conservative utilization of debt and adherence to a long-range capital plan for the maintenance and replacement of the physical plant.

Current assets consist primarily of cash and cash equivalents, operating and capital investments and accounts receivable and totaled \$2.7 billion and \$2.5 billion at June 30, 2017 and 2016, respectively. Cash, cash equivalents and investments for operating activities totaled \$1.4 billion at June 30, 2017, which represents approximately two months of total expenses excluding depreciation.

UNIVERSITY OF MICHIGAN

Management's Discussion and Analysis (Unaudited)--Continued

Deferred outflows represent the consumption of net assets attributable to a future period and are primarily associated with the University's obligations for postemployment benefits, as well as, debt and derivative activity, and Metro Health's defined benefit pension plan. Deferred outflows totaled \$349 million and \$30 million at June 30, 2017 and 2016, respectively.

Current liabilities consist primarily of accounts payable, accrued compensation, unearned revenue, commercial paper, the current portion of bonds payable and net long-term bonds payable subject to remarketing. Current liabilities totaled \$1.8 billion and \$1.9 billion at June 30, 2017 and 2016, respectively.

Deferred inflows represent the acquisition of net assets attributable to a future period and are associated with Metro Health's defined benefit pension plan. Deferred inflows totaled \$17 million at June 30, 2017.

Endowment, Life Income and Other Investments

The composition of the University's endowment, life income and other investments at June 30, 2017 and 2016 is summarized as follows:

	2017	2016
	(in millions)	
Endowment investments	\$ 10,936	\$ 9,743
Life income investments	132	111
Noncurrent portion of insurance and benefits obligations investments	205	192
Other	50	63
	<u>\$ 11,323</u>	<u>\$ 10,109</u>

The University's endowment funds consist of both permanent endowments and funds functioning as endowment. Permanent endowments are those funds received from donors with the stipulation that the principal remain intact and be invested in perpetuity to produce income that is to be expended for the purposes specified by the donors. Funds functioning as endowment consist of amounts (restricted gifts or unrestricted funds) that have been allocated by the University for long-term investment purposes, but are not limited by donor stipulations requiring the University to preserve principal in perpetuity. Programs supported by endowment funds include scholarships, fellowships, professorships, research efforts and other important programs and activities.

UNIVERSITY OF MICHIGAN

Management's Discussion and Analysis (Unaudited)--Continued

The University uses its endowment funds to support operations in a way that strikes a balance between generating a predictable stream of annual support for current needs and preserving the purchasing power of the endowment funds for future periods. The major portion of the endowment is maintained in the University Endowment Fund, a unitized pool which represents a collection of approximately 10,500 separate (individual) funds, the majority of which are restricted for specific purposes. The University Endowment Fund is invested in the University's Long Term Portfolio, a single diversified investment pool.

The endowment spending rule provides for distributions from the University Endowment Fund to the entities that benefit from the endowment fund. The annual distribution rate is 4.5 percent of the one-quarter lagged seven year moving average fair value of University Endowment Fund shares. This spending rule is one element of an ongoing financial management strategy that has allowed the University to effectively weather challenging economic environments while avoiding measures such as faculty hiring freezes, furloughs, program cuts or halting construction.

To protect endowment principal in the event of a prolonged market downturn, distributions are limited to 5.3 percent of the current fair value of fund shares. Capital gains or income generated above the endowment spending rate are reinvested so that in lean times funds will be available for distribution. In addition, departments may also use withdrawals from funds functioning as endowment to support capital expenditures and operations.

Endowment spending rate distributions totaled \$325 million and withdrawals from funds functioning as endowment totaled \$7 million in 2017. Total spending rate distributions combined with withdrawals from funds functioning as endowment averaged 4.2 percent of the current year average fair value of the University Endowment Fund for 2017. Over the past ten years, total spending rate distributions combined with withdrawals from funds functioning as endowment averaged 5.0 percent.

Capital and Debt Activities

One of the critical factors in continuing the quality of the University's academic, research and clinical programs is the development and renewal of capital assets. The University continues to implement its long-range plan to maintain and modernize its existing infrastructure and strategically invest in new construction.

Capital asset additions totaled \$636 million in 2017. Capital asset additions primarily represent renovation and new construction of academic, research, clinical and athletic facilities, as well as significant investments in equipment, including information technology. Current year capital asset additions were primarily funded with net position and gifts designated for capital purposes of \$396 million, as well as debt proceeds of \$222 million and state capital appropriations of \$18 million. Construction in progress, which totaled \$476 million at June 30, 2017, includes important projects for research, instruction, patient care and athletics.

UNIVERSITY OF MICHIGAN

Management's Discussion and Analysis (Unaudited)--Continued

Projects completed in 2017 include significant renovation and new construction of academic and research buildings for business, engineering and natural sciences.

The Ross School of Business completed a comprehensive renovation of Kresge Hall, formerly the Kresge Business Administration Library, and construction of a new academic building to replace the Computer and Executive Education Building, which adds classrooms, study space, and faculty research and office space, as well as space for student life functions, financial aid, admissions and onsite recruiting. In total, this project represents 75,000 gross square feet of renovation and 104,000 gross square feet of new construction. Exterior building finishes were also added to Sam Wyly Hall, the Business Administration Executive Dormitory and the Hill Street Parking Structure to create a welcoming and unified look for the entire Ross School complex of buildings.

The George Granger Brown Memorial Laboratories building, which was originally constructed in 1958, houses the chemical, civil, materials sciences and mechanical engineering departments within the College of Engineering. Renovation of this 220,000 gross square feet building included upgrades to the building's fire detection, alarm and emergency power systems. In addition, infrastructure improvements throughout the building included heating, ventilation, air conditioning, electrical, plumbing, roof, windows and interior finishes. This project also created 25,000 gross square feet of state-of-the-art academic and instructional spaces.

The Science Building on the University's Dearborn campus was originally constructed in 1959. Renovation of this 80,000 gross square foot building provides updated laboratory and classroom space for the Department of Natural Sciences. This project also incorporates an addition of 20,000 gross square feet for state-of-the-art laboratory spaces, a new elevator, loading dock and mechanical penthouse. Infrastructure that is shared with the adjacent Computer Science Building was also upgraded. The renewed facility will help transform science education and facilitate closer academic-industry and student-industry collaboration as well as facilitate collaboration with the College of Engineering in the emerging nano-science area.

Construction in progress at June 30, 2017 includes significant projects for instruction, research, international studies and athletics.

A Biological Science Building of 300,000 gross square feet is being constructed to provide a teaching, research and museum facility for the biological sciences and exhibit museums. Bringing these programs together will create exciting opportunities for interdisciplinary teaching, research and collaboration, and offer a richer experience for museum visitors. The new building will house classrooms, research laboratories, associated support functions, offices and vivarium services, as well as the anthropology, natural history, paleontology and zoology museums currently housed at the Alexander G. Ruthven Museums Building. The structure will also include a connection to the adjacent Life Sciences Institute Building to increase the utilization of its loading dock and vivarium functions. This project is scheduled to be completed in summer 2018.

UNIVERSITY OF MICHIGAN

Management's Discussion and Analysis (Unaudited)--Continued

An extensive renovation of Weiser Hall, formerly the Dennison Building which was originally constructed in 1963, is underway. Renovation of 106,000 gross square feet vacated by the relocation of the Department of Astronomy to West Hall and the repurposing of classrooms will create spaces that facilitate faculty collaboration and enhance opportunities for graduate and undergraduate students. This project enables the relocation of the International Institute and its associated centers for international studies from the School of Social Work Building, along with other College of Literature, Science, and the Arts centers, institutes and units that have a primary focus on international engagement. In addition, 1,500 gross square feet of space will be added by enclosing an overhang area on the ground floor, and extending windows outward on the tenth floor. This project is scheduled to be completed in summer 2017.

The Athletics South Competition and Performance Project will add 280,000 gross square feet of space for men's and women's track and field, cross country, lacrosse, soccer and women's rowing. This project includes construction of an indoor and outdoor track competition venue, a lacrosse stadium and an indoor rowing tank. The project also includes construction of a performance and team center with specialized spaces for each team and shared resources for all teams, with strength and conditioning, athletic medicine, meeting space and locker rooms. This new center enables consolidation of various team facilities now dispersed across the athletic campus. The facilities will also be available to student-athletes who already practice and compete in that area, as well as students who participate in the University's recreational sports programs. This project is scheduled to be completed in winter 2018.

The University is aware of its financial stewardship responsibility and works diligently to manage its financial resources effectively, including the prudent use of debt to finance capital projects. A strong debt rating is an important indicator of the University's success in this area. In December 2016, Moody's affirmed its highest credit rating (Aaa) for bonds backed by a broad revenue pledge based on the University's ability to translate its international brand into revenue growth, philanthropic support and ongoing superior financial flexibility from robust financial reserves. Standard & Poor's also affirmed its highest credit rating (AAA) based on the University's robust enrollment and demand, exceptional student quality, retention and graduation rates, excellent balance sheet, exceptional research presence and manageable debt burden.

Long-term debt activity for the year ended June 30, 2017 is summarized as follows (in millions):

	Beginning Balance	Additions	Reductions	Ending Balance
Commercial paper	\$ 160	\$ 23	\$ 22	\$ 161
Bonds	2,025	550	420	2,155
Other	4		2	2
	<u>\$ 2,189</u>	<u>\$ 573</u>	<u>\$ 444</u>	<u>\$ 2,318</u>

UNIVERSITY OF MICHIGAN

Management's Discussion and Analysis (Unaudited)--Continued

The University utilizes commercial paper, backed by a general revenue pledge, to provide interim financing for its capital improvement program. Outstanding commercial paper is converted to long-term debt financing as appropriate, within the normal course of business. Outstanding bonds are supported by the University's general revenues.

During 2017, consistent with capital and debt financing plans, the University issued \$465 million of fixed rate, tax-exempt, general revenue bonds with a net original issue premium of \$85 million. Total bond proceeds of \$550 million, together with amounts held by trustees under bond indenture of \$12 million, were utilized to convert \$12 million of commercial paper to long-term debt, refund existing bonds of \$238 million, establish an escrow to advance refund existing bonds of \$112 million and provide \$200 million for capital projects and debt issuance costs.

The composition of the University's debt at June 30, 2017 and 2016 is summarized as follows:

	2017	2016
	(in millions)	
Variable rate:		
Commercial paper	\$ 161	\$ 160
Bonds	602	676
Fixed rate bonds	1,553	1,349
Other	2	4
	<u>\$ 2,318</u>	<u>\$ 2,189</u>

A significant portion of the University's variable rate bonds are subject to remarketing and, in accordance with GASB Interpretation No. 1, such debt is classified as current unless supported by liquidity arrangements such as lines of credit or standby bond purchase agreements, which could refinance the debt on a long-term basis. In the event that variable rate bonds are put back to the University by the debt holder, management believes that the University's strong credit rating will ensure that the bonds will be remarketed within a reasonable period of time. In addition, the University maintains five remarketing agents to achieve a wide distribution of its variable rate bonds.

While fixed rate bonds typically have a higher effective rate of interest at the date of issuance as compared to variable rate bonds, they reduce the volatility of required debt service payments and do not require liquidity support, such as lines of credit, standby bond purchase agreements or internal liquidity.

Effective interest rates averaged 2.7 percent in 2017, including the federal subsidies for interest on taxable Build America Bonds. Interest expense net of federal subsidies received for interest on taxable Build America Bonds and interest capitalized during construction totaled \$66 million in 2017.

UNIVERSITY OF MICHIGAN

Management's Discussion and Analysis (Unaudited)--Continued

Obligations for Defined Benefit Pension Plan

Metro Health has a noncontributory, defined benefit pension plan, which covered substantially all of its employees prior to being frozen as of December 31, 2007. The plan generally provides benefits based on each employee's years of service and final average earnings, as defined. At June 30, 2017 and 2016, the net pension liability totaled \$3 million and \$29 million, respectively, with the decline in the current year driven primarily by an increase in the investment rate of return assumption due to a change in the plan's asset allocation strategy.

Obligations for Postemployment Benefits

During 2017, the University adopted GASB 75, which establishes new actuarial methods and discount rate standards for the measurement and recognition of the cost of postemployment benefits during the periods when employees render their services, superseding the requirements of GASB Statement No. 45. Adoption of this statement resulted in an increase in the reported liability for postemployment benefits obligations and a decrease in unrestricted net position of \$930 million, as reflected in the comparative balances presented at June 30, 2016.

Using current actuarial assumptions, and presuming a continuation of the current level of benefits, the University's obligations for postemployment benefits totaled \$3.2 billion and \$2.8 billion at June 30, 2017 and 2016, respectively. The increase in the reported liability at June 30, 2017 was driven primarily by a decline in the discount rate used in developing the valuation, which under GASB 75, is now based on the Bond Buyer 20-year General Obligation Municipal Bond Index. Since a portion of retiree medical services will be provided by the University's health system, this liability is net of the related margin and fixed costs of providing those services which totaled \$674 million and \$616 million at June 30, 2017 and 2016, respectively.

By implementing a series of health benefit initiatives over the past 12 years, the University has favorably impacted its total liability for postemployment benefits by \$1.5 billion at June 30, 2017. These initiatives have included cost sharing changes, elimination of Medicare Part B reimbursements for certain retirees and the adjustment of retirement eligibility criteria.

UNIVERSITY OF MICHIGAN

Management's Discussion and Analysis (Unaudited)--Continued

Net Position

Net position represents the residual interest in the University's assets and deferred outflows after liabilities and deferred inflows are deducted. The composition of the University's net position at June 30, 2017 and 2016 is summarized as follows:

	2017	2016
	(in millions)	
Net investment in capital assets	\$ 3,735	\$ 3,715
Restricted:		
Nonexpendable:		
Permanent endowment corpus	1,967	1,816
Expendable:		
Net appreciation of permanent endowments	1,829	1,519
Funds functioning as endowment	2,126	1,942
Restricted for operations and other	699	669
Unrestricted	3,071	2,490
	<u>\$ 13,427</u>	<u>\$ 12,151</u>

Net investment in capital assets represents the University's capital assets net of accumulated depreciation, outstanding principal balances of debt and capital lease liabilities, unexpended bond proceeds and deferred outflows and inflows associated with the acquisition, construction or improvement of those assets.

Restricted nonexpendable net position represents the historical value (corpus) of gifts to the University's permanent endowment funds. Restricted expendable net position is subject to externally imposed stipulations governing their use and includes net appreciation of permanent endowments, funds functioning as endowment and net position restricted for operations, facilities and student loan programs. Restricted expendable net position totaled \$4.7 billion at June 30, 2017, as compared to \$4.1 billion at June 30, 2016, with the current year increase driven primarily by an increase in net appreciation of permanent endowments resulting from investment income.

Although unrestricted net position is not subject to externally imposed stipulations, substantially all of the University's unrestricted net position has been designated for various academic programs, research initiatives and capital projects. Unrestricted net position at June 30, 2017 totaled \$3.1 billion and included funds functioning as endowment of \$4.9 billion offset by unfunded obligations for postemployment benefits of \$2.9 billion. Unrestricted net position at June 30, 2016 totaled \$2.5 billion and included funds functioning as endowment of \$4.3 billion offset by unfunded obligations for postemployment benefits of \$2.8 billion. Unrestricted net position also includes other net resources which totaled \$1.1 billion and \$1.0 billion at June 30, 2017 and 2016, respectively.

UNIVERSITY OF MICHIGAN

Management's Discussion and Analysis (Unaudited)--Continued

Statement of Revenues, Expenses and Changes in Net Position

The statement of revenues, expenses and changes in net position presents the University's results of operations. In accordance with GASB reporting principles, revenues and expenses are classified as either operating or nonoperating. The University's revenues, expenses and changes in net position for the two years ended June 30, 2017 is summarized as follows:

	2017	2016
	(in millions)	
Operating revenues:		
Net student tuition and fees	\$ 1,240.6	\$ 1,161.7
Sponsored programs	1,180.2	1,107.1
Patient care revenues, net	4,200.1	3,587.3
Other	458.8	421.9
	7,079.7	6,278.0
Operating expenses	7,910.0	7,152.8
Operating loss	(830.3)	(874.8)
Nonoperating and other revenues (expenses):		
State educational appropriations	356.0	345.8
Federal Pell grants	43.8	43.3
Private gifts for operating activities	179.0	167.2
Net investment income (loss)	1,415.2	(129.7)
Interest expense, net	(73.1)	(55.6)
Federal subsidies for interest on Build America Bonds	7.5	7.6
State capital appropriations	18.0	47.6
Endowment and capital gifts and grants	183.0	163.0
Other	(23.2)	(9.0)
Nonoperating and other revenues, net	2,106.2	580.2
Increase (decrease) in net position	1,275.9	(294.6)
Net position, beginning of year	13,001.2	13,295.8
Affiliation with Metro Health and adoption of GASB 75	(850.0)	
Net position, beginning of year, as restated	12,151.2	13,295.8
Net position, end of year	\$ 13,427.1	\$ 13,001.2

The impact of the Metro Health affiliation and the adoption of GASB 75 has been reflected as of the beginning of the earliest period presented in the financial statements, or July 1, 2016. Therefore, the statement of revenues, expenses and changes in net position presented above for the year ended June 30, 2016 does not reflect these items. During 2016, Metro Health reported total operating revenues of \$374 million and total operating expenses of \$357 million.

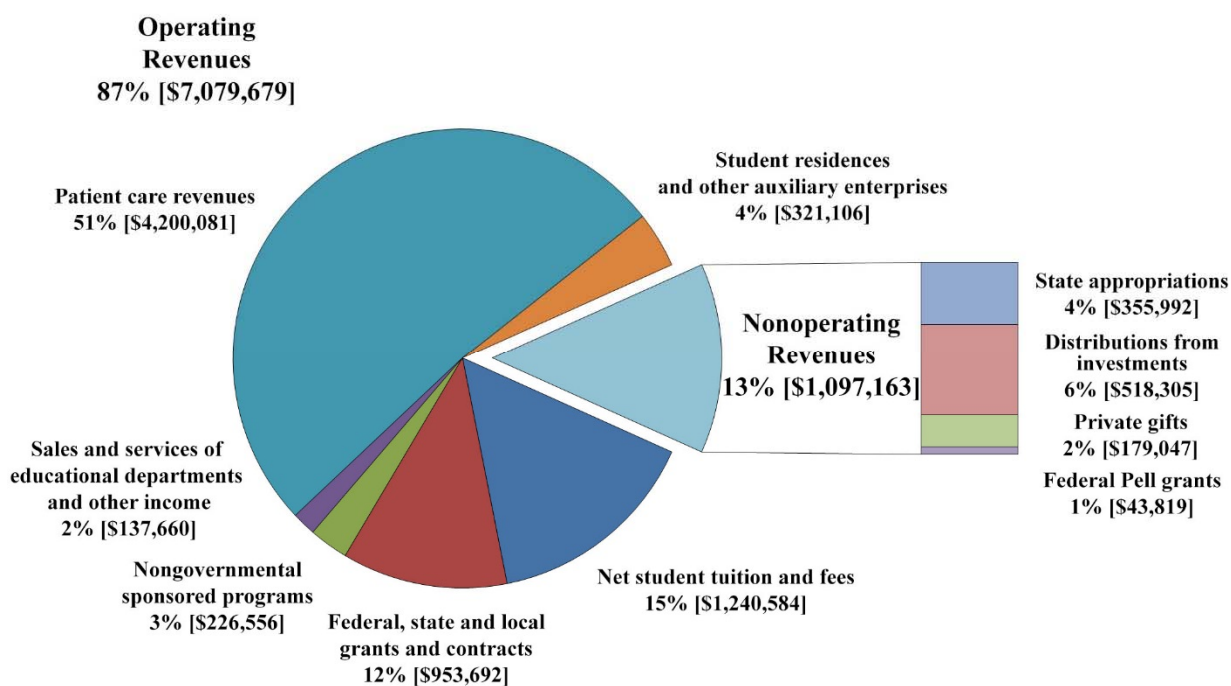
UNIVERSITY OF MICHIGAN

Management's Discussion and Analysis (Unaudited)--Continued

One of the University's greatest strengths is the diverse streams of revenue that supplement its student tuition and fees, including private support from individuals, foundations and corporations, along with government and other sponsored programs, state appropriations and investment income. The University continues to aggressively seek funding from all possible sources consistent with its mission in order to supplement student tuition and prudently manage the financial resources realized from these efforts to fund its operating activities, which include instruction, patient care and research.

The following is a graphic illustration of revenues by source, both operating and nonoperating, which are used to fund the University's operating activities for the year ended June 30, 2017 (amounts are presented in thousands of dollars). Certain recurring sources of the University's revenues are considered nonoperating, as defined by GASB, such as state appropriations, distributions from investments, private gifts and federal Pell grants.

2017 Revenues for Operating Activities

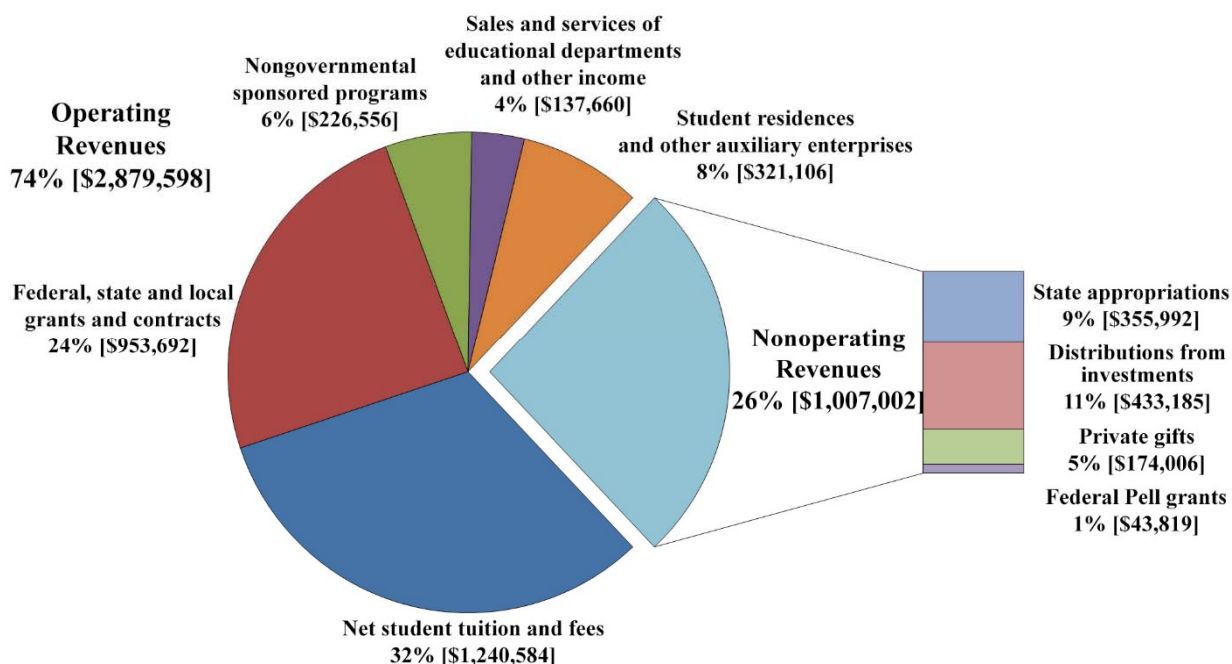


UNIVERSITY OF MICHIGAN

Management's Discussion and Analysis (Unaudited)--Continued

The University measures its performance both for the University as a whole and for the University without its health system and other clinical activities. The exclusion of these activities allows a clearer view of the operations of the schools and colleges, as well as central administration. The following is a graphic illustration of University revenues by source, both operating and nonoperating, which are used to fund operating activities other than the health system and other clinical activities, for the year ended June 30, 2017 (amounts are presented in thousands of dollars).

2017 Revenues for Operating Activities Excluding Revenues from the Health System and Other Clinical Activities



Tuition and state appropriations are the primary sources of funding for the University's academic programs. There is a relationship between the growth or reduction in state support and the University's ability to restrain tuition fee increases. Together, net student tuition and fees and state appropriations totaled \$1.6 billion in 2017.

UNIVERSITY OF MICHIGAN

Management's Discussion and Analysis (Unaudited)--Continued

The University has been able to avoid the severe cuts and double digit tuition increases experienced elsewhere in the country due to a prudent long-term plan which anticipated the realities of the state's challenging economy. The University's plan includes an ongoing commitment to cost containment and reallocating resources to the highest priorities to provide support for innovative new initiatives to maintain academic excellence and help students keep pace with the evolving needs of society. In 2017, the University's state educational appropriations totaled \$356 million.

For the year ended June 30, 2017, net student tuition and fees revenue consisted of the following components (in millions):

Student tuition and fees	\$ 1,616.6
Less scholarship allowances	<u>376.0</u>
	<u>\$ 1,240.6</u>

Tuition rate increases in 2017 were 3.9 percent for resident undergraduate students, 4.4 percent for nonresident undergraduate students and 3.9 percent for most graduate students on the Ann Arbor campus, with a 4.1 percent tuition rate increase for most undergraduate students on both the Dearborn and Flint campuses. During 2017, the University experienced moderate growth in the number of students, as well as a shift in mix from resident to non-resident students.

The University's tuition rate increases have consistently been among the lowest in the state, even in years of significant reductions in state appropriations, which reflects a commitment to affordable higher education for Michigan families. At the same time, the University has also increased scholarship and fellowship expenses and related allowances to benefit students in financial need.

While tuition and state appropriations fund a large percentage of University costs, private support is also essential to the University's academic distinction. Private gifts for other than capital and endowment purposes totaled \$179 million in 2017.

The University receives revenues for sponsored programs from various government agencies and private sources, which normally provide for both direct and indirect costs to perform these sponsored activities, with a significant portion related to federal research. Revenues for sponsored programs totaled \$1.2 billion in 2017.

UNIVERSITY OF MICHIGAN

Management's Discussion and Analysis (Unaudited)--Continued

Patient care revenues are principally generated within the University's hospitals and ambulatory care facilities under contractual arrangements with governmental payers (Medicare and Medicaid) and private insurers. The distribution of gross charge activity by primary payer source for the year ended June 30, 2017 is summarized as follows:

Medicare	37%
Medicaid	17%
Blue Cross	29%
Other	17%

Patient care revenues totaled \$4.2 billion in 2017 and reflect growth in patient volume, as well as an increase in revenue per patient case.

Net investment income totaled \$1.4 billion in 2017. The investment environment in 2017 was favorable and all asset classes were positive for the year. The continued low interest rate environment and improving global economic activity helped lift expectations for corporate earnings growth across developed and emerging markets. Equity securities performance was particularly strong in the current year returning 25 percent, while private equity and natural resources led the alternative asset classes with returns of 17 percent. Other alternative investment classes include real estate and venture capital where returns ranged from 6 to 10 percent.

State capital appropriations are also helping the University improve its academic buildings. Current capital outlays are supporting renovations of the George Granger Brown Memorial Laboratories on the Ann Arbor campus, the Science Building and Computer Information Science Building on the Dearborn campus and the William R. Murchie Science Building on the Flint campus. Revenue is recognized as qualified capital expenditures are incurred and totaled \$18 million in 2017.

Gifts and grants for endowment and capital purposes continue to be a significant part of sustaining the University's excellence. In 2017, private gifts for permanent endowment purposes totaled \$139 million and capital gifts and grants totaled \$44 million. In recent years, major gifts have been received in support of the University's wide-ranging capital initiatives which include graduate student housing, the health system, Law School, Ross School of Business, College of Engineering and Intercollegiate Athletics.

UNIVERSITY OF MICHIGAN

Management's Discussion and Analysis (Unaudited)--Continued

In addition to revenue diversification, the University continues to make cost containment an ongoing priority. This is necessary as the University continues to face significant financial pressures, particularly in the areas of compensation and benefits, which represent 63 percent of total expenses, as well as in the areas of energy, technology and ongoing maintenance of facilities and infrastructure.

The University's expenses for the year ended June 30, 2017 are summarized as follows (amounts in millions):

Operating:		
Compensation and benefits	\$ 5,064.4	63%
Supplies and services	2,164.0	27
Depreciation	537.7	7
Scholarships and fellowships	143.9	2
	<u>7,910.0</u>	<u>99</u>
Nonoperating:		
Interest, net	65.6	1
	<u>\$ 7,975.6</u>	<u>100%</u>

The University is committed to recruiting and retaining outstanding faculty and staff and the compensation package is one way to successfully compete with peer institutions and nonacademic employers. Compensation and benefits totaled \$5.1 billion in 2017, which included compensation of \$3.9 billion and employee benefits of \$1.2 billion. During 2017, nursing and other health professionals were added to support higher patient volume levels.

The University faces external and industry realities that put significant pressure on its ability to reduce compensation costs while remaining competitive. To help address this risk, the University continues to review components of its existing benefits program to find opportunities for potential savings without compromising the ability to offer competitive benefits to all faculty and staff.

Health care benefits are one of the most significant employee benefits. Over the past several years, the University has implemented initiatives to better control its rate of cost increase, encourage employees to choose the lowest cost health care plan that meets their needs and share a larger portion of health care cost increases with employees. These initiatives reflect the reality of the national landscape, while remaining true to the commitment we make to our employees for a robust benefits package.

UNIVERSITY OF MICHIGAN

Management's Discussion and Analysis (Unaudited)--Continued

Compared to most employers, the University is in a unique position to utilize internal experts to advise and guide its health care and drug plans. For example, the Pharmacy Benefits Advisory Committee, which consists of internal experts including health system physicians, School of Pharmacy faculty and on-staff pharmacists, monitors the safety and effectiveness of covered medications and guides appropriate prescribing, dispensing and cost effective use of prescription drugs. In addition, the University utilizes its nationally recognized health policy experts to guide future health plan strategies.

During 2013, the University began to implement changes to eligibility requirements and the University contribution to retiree health benefits that were announced in 2011. These changes were recommended by a committee that evaluated ways to maintain competitive retiree health benefits while helping address the acceleration of future costs, and are being phased in over eight years in order to assist current employees with the transition.

The University utilizes a point system to determine retirement eligibility, where points represent the combination of age and years of service for full-time employees. The points needed to retire with health benefits will gradually be increased from 76 in 2013 to 80 in 2021. Over the same period, the University's contribution towards health care benefits will gradually decrease from 87.5 percent for the retiree and 65 percent for any dependents for employees who retire in 2013 to a maximum of 80 percent for the retiree and 50 percent for any dependents for employees who retire in 2021. Employees who retire after December 31, 2020, will need a minimum of 20 years of service to receive the maximum contribution upon retirement. New employees hired after December 31, 2012 will receive a maximum contribution of 68 percent for the retiree and 26 percent for any dependents. These adjustments will keep the University's retiree benefits competitive with peer institutions while producing an estimated \$9 million reduction in annual cash outlay by 2020 and an estimated \$165 million reduction in annual cash outlay by 2040.

The University continues to monitor and evaluate the cost of employee and retiree health benefits, following key benchmarks to ensure competitiveness with local and national higher education and health care markets. As the national health care debate continues, the University is closely tracking cost and coverage implications. Careful stewardship of our health benefit plans helps maintain our competitive position while preserving funding for the University's core mission.

In 2017, the University continued to make progress toward improving the health and well-being of faculty and staff, with over 25,000 employees participating in MHealthy programs and services. These initiatives not only help to decrease health risks for faculty and staff, but also improve the overall workplace culture at the University. The impact of these initiatives can also be measured in an overall increase in employee satisfaction, as according to a University-wide random sample survey, 64 percent of faculty and staff agreed that the University's health and well-being initiatives contribute to it being a great place to work.

UNIVERSITY OF MICHIGAN

Management's Discussion and Analysis (Unaudited)--Continued

Supplies and services expenses totaled \$2.2 billion in 2017 and reflect the growth in patient care related expenses including higher costs of prescription drugs and infusion treatments, as well as costs associated with significant capital projects.

Depreciation expense totaled \$538 million in 2017 and reflects the completion of current year capital projects, as well as the impact of a full year of depreciation for the capital projects completed during the prior year. Capital assets placed in service during 2017 include the renovation and an addition to the Ross School of Business, as well as the renovation of the Dearborn Science and Computer Information Science buildings and the George Granger Brown Memorial Laboratories.

In addition to their natural (object) classification, it is also informative to review operating expenses by function. The University's expenses by functional classification for the year ended June 30, 2017 are summarized as follows (amounts in millions):

Operating:		
Instruction	\$ 1,099.8	14%
Research	803.5	10
Public service	187.8	2
Institutional and academic support	646.7	8
Auxiliary enterprises:		
Patient care	3,976.1	50
Other	198.1	2
Operations and maintenance of plant	316.4	4
Depreciation	537.7	7
Scholarships and fellowships	143.9	2
	<u>7,910.0</u>	<u>99</u>
Nonoperating:		
Interest, net	65.6	1
	<u>\$ 7,975.6</u>	<u>100%</u>

Instruction expenses totaled \$1.1 billion in 2017 and reflect the modest level of growth in the related revenue sources offset by cost containment efforts.

Research expenses totaled \$804 million in 2017, driven by the strength of the University's research enterprise, in spite of continued pressure on federal funding and intense competition for research dollars. To measure its total volume of research expenditures, the University considers research expenses included in the above table, as well as research related facilities and administrative expenses, research initiative and start-up expenses and research equipment purchases. These amounts totaled \$1.5 billion in 2017.

Patient care expenses totaled \$4.0 billion in 2017 and reflect the impact of additional patient care volume, including costs of staffing, medical supplies and pharmaceuticals.

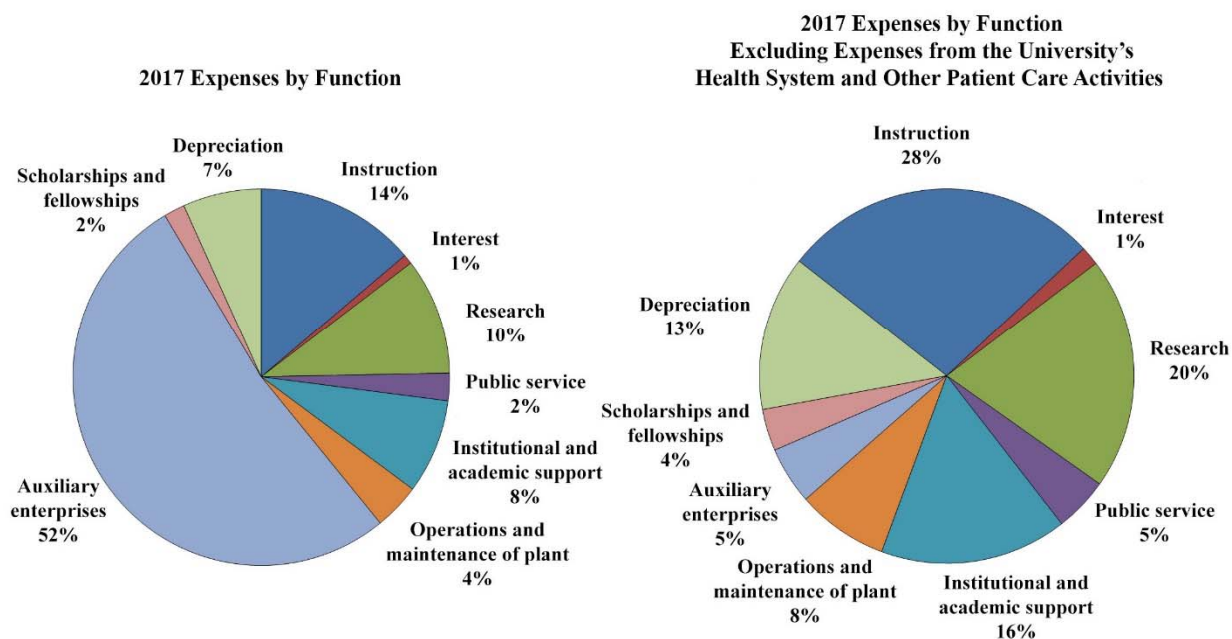
UNIVERSITY OF MICHIGAN

Management's Discussion and Analysis (Unaudited)--Continued

Scholarships and fellowships provided to students totaled \$543 million in 2017. Tuition, housing and fees revenues are reported net of aid applied to students' accounts, while amounts paid directly to students are reported as scholarship and fellowship expenses. Scholarships and fellowships for the year ended June 30, 2017 are summarized as follows (in millions):

Paid directly to students	\$ 143.9
Applied to tuition and fees	376.0
Applied to University Housing	22.7
	<u>\$ 542.6</u>

The following graphic illustrations present total expenses by function, with and without the University's health system and other patient care activities:



UNIVERSITY OF MICHIGAN

Management's Discussion and Analysis (Unaudited)--Continued

Statement of Cash Flows

The statement of cash flows provides additional information about the University's financial results by reporting the major sources and uses of cash. The University's cash flows for the years ended June 30, 2017 and 2016 are summarized as follows:

	2017	2016
	(in millions)	
Cash received from operations	\$ 7,103.6	\$ 6,330.7
Cash expended for operations	(7,277.3)	(6,496.5)
Net cash used in operating activities	(173.7)	(165.8)
Net cash provided by noncapital financing activities	715.5	679.0
Net cash used in capital and related financing activities	(497.9)	(449.3)
Net cash (used in) provided by investing activities	(278.4)	116.4
Net (decrease) increase in cash and cash equivalents	(234.5)	180.3
Cash and cash equivalents, beginning of year	285.8	105.5
Affiliation with Metro Health	53.8	
Cash and cash equivalents, beginning of year, as restated	339.6	105.5
Cash and cash equivalents, end of year	\$ 105.1	\$ 285.8

The impact of the Metro Health affiliation is reflected as of the beginning of the earliest period presented in the financial statements, or July 1, 2016. Therefore, the statement of cash flows presented above for the year ended June 30, 2016 does not reflect the impact of this affiliation.

Cash received from operations primarily consists of student tuition, sponsored program grants and contracts, and patient care revenues. Significant sources of cash provided by noncapital financing activities, as defined by GASB, include state appropriations, federal Pell grants and private gifts used to fund operating activities.

Economic Factors That May Affect the Future

The University continues to face significant financial challenges to its academic programs, stemming from the State's difficult economic environment. Given these circumstances, it is noteworthy that the University maintains the highest credit ratings of Moody's (Aaa) and Standard & Poor's (AAA). Achieving and maintaining the highest credit ratings provides the University with significant flexibility in securing capital funds on the most competitive terms. This flexibility, along with ongoing efforts toward revenue diversification and cost containment, will enable the University to provide the necessary resources to support a consistent level of excellence in service to students, patients, the research community, the state and the nation.

UNIVERSITY OF MICHIGAN

Management's Discussion and Analysis (Unaudited)--Continued

A crucial element to the University's future continues to be a strong relationship with the state of Michigan. Historically, there has been a connection between the growth, or reduction, of state support and the University's ability to control tuition increases. Over the past several years, the University has successfully addressed the realities of the state's difficult economy and, pursuant to a long-range plan, continues to work relentlessly to cut and mitigate operational costs in order to remain affordable and preserve access, while protecting the academic enterprise.

The University's budget for 2018 anticipates a 1.9 percent increase in state educational appropriations, a 2.9 percent tuition rate increase for Ann Arbor campus resident undergraduates and a 9.5 percent increase in centrally awarded financial aid. Nonresident undergraduate tuition rates will increase 4.5 percent, while most graduate and professional rates will increase 4.1 percent. Resident undergraduate tuition rates on the Dearborn and Flint campuses will increase 3.7 percent and 4.1 percent, respectively.

While tuition and state appropriations fund a large percentage of academic costs, private support is also essential to the University's academic distinction. In November 2013, the University launched the public phase of a major fundraising campaign with the announcement of an ambitious goal of \$4 billion. The campaign, titled "Victors for Michigan", is focused on raising funds for three priority areas of student support, engaged learning and bold ideas, in order to better prepare tomorrow's leaders and address the complex problems facing the world. The campaign will continue through 2018.

The University continues to execute its long-range plan to maintain, modernize and expand its complement of older facilities while adding key new facilities for instruction, research, patient care, athletics and residential life. This strategy addresses the University's growth and the continuing effects of technology on teaching, research and clinical activities. Authorized costs to complete construction and other projects totaled \$901 million at June 30, 2017. Funding for these projects is anticipated to include \$797 million from internal sources, gifts, grants and future borrowings, \$6 million from the State Building Authority and \$98 million from the utilization of unexpended bond proceeds.

In addition to strategic capital and technological investments, the University's health system is also focusing on clinical affiliation arrangements to enhance patient care, clinical research, physician recruitment and support services. While the University's health system is well positioned to maintain a strong financial position in the near term, ongoing constraints on revenue are expected due to fiscal pressures from employers and federal and state governments. Management believes that much of the payment pressure can be offset by growth in patient volume and continued efforts to contain certain costs.

UNIVERSITY OF MICHIGAN

Management's Discussion and Analysis (Unaudited)--Continued

The University will continue to employ its long-term investment strategy to maximize total returns, at an appropriate level of risk, while utilizing a spending rate policy to preserve endowment capital and insulate the University's operations from temporary market volatility.

As a labor-intensive organization, the University faces competitive pressures related to attracting and retaining faculty and staff. Moreover, consistent with the national landscape, the University also faces rising costs of health benefits for its employees and retirees. The University has successfully taken and will continue to take proactive steps to respond to these challenges while protecting the quality of the overall benefits package.

U.S. health care reform will also continue to influence benefits planning. Since the Affordable Care Act was signed into law in March 2010 and subsequently affirmed by the Supreme Court, new regulatory requirements continue to affect health plans, providers and employers alike. Beginning in 2011, the University has implemented several initiatives in response to this law including required cost-sharing, eligibility and communications changes. University experts are continuing to assess additional health care reform impacts, including health insurance exchanges for large employers in 2017 and the excise tax on high-cost plans in 2020. The University is working to develop clear strategies and options for the future that will ensure compliance over the coming years of regulatory change.

While it is not possible to predict the ultimate results, management believes that the University's financial position will remain strong.

UNIVERSITY OF MICHIGAN

Consolidated Statement of Net Position

	June 30, 2017 (in thousands)
Assets and Deferred Outflows	
Current Assets:	
Cash and cash equivalents	\$ 105,127
Investments for operating activities	1,265,208
Investments for capital activities	378,931
Investments for student loan activities	58,836
Accounts receivable, net	639,384
Current portion of notes and pledges receivable, net	76,148
Current portion of prepaid expenses and other assets	127,799
Cash collateral held by agent	44,130
Total Current Assets	<u>2,695,563</u>
Noncurrent Assets:	
Unexpended bond proceeds	98,455
Endowment, life income and other investments	11,322,610
Notes and pledges receivable, net	312,478
Prepaid expenses and other assets	28,740
Capital assets, net	6,045,442
Total Noncurrent Assets	<u>17,807,725</u>
Total Assets	<u>20,503,288</u>
Deferred Outflows	<u>348,691</u>
Total Assets and Deferred Outflows	<u><u>\$ 20,851,979</u></u>
Liabilities, Deferred Inflows and Net Position	
Current Liabilities:	
Accounts payable	\$ 328,672
Accrued compensation and other	442,749
Unearned revenue	283,551
Current portion of insurance and benefits reserves	97,799
Current portion of obligations for postemployment benefits	77,374
Commercial paper and current portion of bonds payable	237,243
Long-term bonds payable subject to remarketing, net	202,718
Collateral held for securities lending	44,130
Deposits of affiliates and others	87,811
Total Current Liabilities	<u>1,802,047</u>
Noncurrent Liabilities:	
Accrued compensation	43,904
Insurance and benefits reserves	116,236
Obligations for defined benefit pension plan	3,436
Obligations for postemployment benefits	3,120,953
Obligations under life income agreements	65,897
Government loan advances	88,401
Bonds payable	1,877,554
Deposits of affiliates and other	289,213
Total Noncurrent Liabilities	<u>5,605,594</u>
Total Liabilities	<u>7,407,641</u>
Deferred Inflows	<u>17,281</u>
Net Position:	
Net investment in capital assets	3,735,130
Restricted:	
Nonexpendable	1,966,541
Expendable	4,653,983
Unrestricted	3,071,403
Total Net Position	<u>13,427,057</u>
Total Liabilities, Deferred Inflows and Net Position	<u><u>\$ 20,851,979</u></u>

The accompanying notes are an integral part of the consolidated financial statements.

UNIVERSITY OF MICHIGAN

**Consolidated Statement of Revenues, Expenses
and Changes in Net Position**

	Year Ended June 30, 2017 (in thousands)
Operating Revenues	
Student tuition and fees	\$ 1,616,575
Less scholarship allowances	375,991
Net student tuition and fees	1,240,584
Federal grants and contracts	942,287
State and local grants and contracts	11,405
Nongovernmental sponsored programs	226,556
Sales and services of educational departments	135,212
Auxiliary enterprises:	
Patient care revenues (net of provision for bad debts of \$95,214)	4,200,081
Student residence fees (net of scholarship allowances of \$22,678)	112,478
Other revenues	208,628
Student loan interest income and fees	2,448
Total Operating Revenues	7,079,679
Operating Expenses	
Compensation and benefits	5,064,422
Supplies and services	2,164,018
Depreciation	537,670
Scholarships and fellowships	143,932
Total Operating Expenses	7,910,042
Operating loss	(830,363)
Nonoperating Revenues (Expenses)	
State educational appropriations	355,992
Federal Pell grants	43,819
Private gifts for other than capital and endowment purposes	179,047
Net investment income	1,415,232
Interest expense, net	(73,150)
Federal subsidies for interest on Build America Bonds	7,506
Total Nonoperating Revenues, Net	1,928,446
Income before other revenues (expenses)	1,098,083
Other Revenues (Expenses)	
State capital appropriations	17,965
Capital gifts and grants	43,817
Private gifts for permanent endowment purposes	139,170
Other	(23,150)
Total Other Revenues, Net	177,802
Increase in net position	1,275,885
Net Position, Beginning of Year	13,001,255
Affiliation with Metro Health and Adoption of GASB 75	(850,083)
Net Position, Beginning of Year, as Restated	12,151,172
Net Position, End of Year	\$ 13,427,057

The accompanying notes are an integral part of the consolidated financial statements.

UNIVERSITY OF MICHIGAN

Consolidated Statement of Cash Flows

	Year Ended June 30, 2017 (in thousands)
Cash Flows From Operating Activities	
Student tuition and fees	\$ 1,242,227
Federal, state and local grants and contracts	945,781
Nongovernmental sponsored programs	240,657
Sales and services of educational departments and other	338,496
Patient care revenues	4,200,681
Student residence fees	112,623
Payments to employees	(3,881,649)
Payments for benefits	(1,060,665)
Payments to suppliers	(2,171,333)
Payments for scholarships and fellowships	(143,932)
Student loans issued	(19,675)
Student loans collected	20,730
Student loan interest and fees collected	2,448
Net Cash Used in Operating Activities	(173,611)
Cash Flows From Noncapital Financing Activities	
State educational appropriations	354,143
Federal Pell grants	43,819
Private gifts and other receipts	299,984
Student direct lending receipts	297,406
Student direct lending disbursements	(291,964)
Amounts received for annuity and life income funds	21,243
Amounts paid to annuitants and life beneficiaries and related expenses	(9,142)
Net Cash Provided by Noncapital Financing Activities	715,489
Cash Flows From Capital and Related Financing Activities	
State capital appropriations	40,676
Private gifts and other receipts	45,674
Proceeds from issuance of capital debt	573,439
Principal payments on capital debt	(428,828)
Interest payments on capital debt	(88,383)
Federal subsidies for Build America Bonds interest	7,462
Payments for bond refunding and related costs	(1,447)
Purchases of capital assets	(648,245)
Proceeds from sales of capital assets	1,692
Net Cash Used in Capital and Related Financing Activities	(497,960)
Cash Flows From Investing Activities	
Interest and dividends on investments, net	48,375
Proceeds from sales and maturities of investments	5,389,209
Purchases of investments	(5,718,627)
Unexpended capital debt proceeds	(98,455)
Net increase in cash equivalents from noncurrent investments	60,398
Net increase in deposits of affiliates and other	40,714
Net Cash Used in Investing Activities	(278,386)
Net decrease in cash and cash equivalents	(234,468)
Cash and Cash Equivalents, Beginning of Year	285,838
Affiliation with Metro Health	53,757
Cash and Cash Equivalents, Beginning of Year, as Restated	339,595
Cash and Cash Equivalents, End of Year	\$ 105,127

The accompanying notes are an integral part of the consolidated financial statements.

UNIVERSITY OF MICHIGAN

Consolidated Statement of Cash Flows--Continued

	Year Ended June 30, 2017
	<u>(in thousands)</u>
Reconciliation of operating loss to net cash used in operating activities:	
Operating loss	\$ (830,363)
Adjustments to reconcile operating loss to net cash used in operating activities:	
Depreciation expense	537,670
Changes in assets and liabilities:	
Accounts receivable, net	(11,427)
Prepaid expenses and other assets	(10,662)
Accounts payable	(4,103)
Accrued compensation and other	21,952
Unearned revenue	15,716
Insurance and benefits reserves	10,832
Obligations for defined benefit pension plan	(25,742)
Obligations for postemployment benefits	427,401
Changes in deferred outflows	(322,166)
Changes in deferred inflows	17,281
Net cash used in operating activities	<u><u>\$ (173,611)</u></u>

The accompanying notes are an integral part of the consolidated financial statements.

UNIVERSITY OF MICHIGAN

Notes to Consolidated Financial Statements

June 30, 2017

Note 1--Organization and Summary of Significant Accounting Policies

Organization and Basis of Presentation: The University of Michigan (the “University”) is a state-supported institution with an enrollment of over 61,000 students on its three campuses. The financial statements include the individual schools, colleges and departments, the University of Michigan Hospitals, Michigan Health Corporation (a wholly-owned corporation created for joint venture and managed care initiatives), UM Health (a wholly-owned corporation created to hold and develop the University’s statewide network of hospitals, hospital joint ventures and other hospital affiliations) and Veritas Insurance Corporation (a wholly-owned captive insurance company). While the University is a political subdivision of the state of Michigan, it is not a component unit of the State in accordance with Governmental Accounting Standards Board (“GASB”) Statement No. 14, *The Financial Reporting Entity*. The University is classified as a state instrumentality under Internal Revenue Code Section 115 and a charitable organization under Internal Revenue Code Section 501(c)(3), and is therefore exempt from federal income taxes. Certain activities of the University may be subject to taxation as unrelated business income under Internal Revenue Code Sections 511 to 514.

The University reports as a special purpose government entity engaged primarily in business type activities, as defined by GASB, on the accrual basis. Business type activities are those that are financed in whole or in part by fees charged to external parties for goods or services.

The financial statements of all controlled organizations are included in the University’s financial statements; affiliated organizations that are not controlled by, and not dependent on the University, such as booster and alumni organizations, are not included.

On December 15, 2016, the University completed an affiliation with Metropolitan Health Corporation (“Metro Health”), a community health care provider in west Michigan, pursuant to which UM Health became the sole corporate member of Metro Health. In accordance with GASB Statement No. 62, *Codification of Accounting and Financial Reporting Guidance Contained in Pre-November 30, 1989 FASB and AICPA Pronouncements*, this affiliation is included in the financial statements as if it occurred at the beginning of the earliest period presented. The University recognized, measured and combined the assets, deferred outflows, liabilities and net position of Metro Health based upon GASB accounting principles applied at July 1, 2016.

During 2017, the University adopted GASB Statement No. 75, *Accounting and Financial Reporting for Postemployment Benefits Other Than Pensions*, (“GASB 75”). This statement supersedes GASB Statement No. 45 and establishes new requirements for calculating and reporting the University’s postemployment benefits. The adoption of GASB 75 has been reflected as of the beginning of the earliest period presented in the financial statements, resulting in an increase in obligations for postemployment benefits and a decrease in unrestricted net position of \$930,343,000 at July 1, 2016.

UNIVERSITY OF MICHIGAN

Notes to Consolidated Financial Statements--Continued

Note 1--Organization and Summary of Significant Accounting Policies--Continued

Net position as of July 1, 2016 was restated for the effects of the University's affiliation with Metro Health and the adoption of GASB 75 as follows (in millions):

	June 30, 2016 As Previously Reported*	Metro Health Affiliation	GASB 75 Adoption	July 1, 2016 As Restated
Current assets	\$ 2,445	\$ 100		\$ 2,545
Noncurrent assets:				
Endowment, life income and other investments	10,046	63		10,109
Capital assets, net	5,709	239		5,948
Other	337	9		346
Total assets	18,537	411		18,948
Deferred outflows	30			30
Total assets and deferred outflows	18,567	411		18,978
Current liabilities	1,771	113	\$ (3)	1,881
Noncurrent liabilities	3,795	218	933	4,946
Total liabilities	5,566	331	930	6,827
Net position	\$ 13,001	\$ 80	\$ (930)	\$ 12,151

*Certain balances as of June 30, 2016 have been reclassified to conform with current year presentations.

UNIVERSITY OF MICHIGAN

Notes to Consolidated Financial Statements--Continued

Note 1--Organization and Summary of Significant Accounting Policies--Continued

Net position is categorized as:

- Net investment in capital assets: Capital assets, net of accumulated depreciation, outstanding principal balances of debt and capital lease liabilities, unexpended bond proceeds and deferred outflows and inflows associated with the acquisition, construction or improvement of those assets.
- Restricted:
 - Nonexpendable – Net position subject to externally imposed stipulations that it be maintained permanently. Such net position includes the corpus portion (historical value) of gifts to the University's permanent endowment funds and certain investment earnings stipulated by the donor to be reinvested permanently.
 - Expendable – Net position subject to externally imposed stipulations that can be fulfilled by actions of the University pursuant to those stipulations or that expire by the passage of time. Such net position includes net appreciation of the University's permanent endowment funds that have not been stipulated by the donor to be reinvested permanently.
- Unrestricted: Net position not subject to externally imposed stipulations. Unrestricted net position may be designated for specific purposes by action of management or the Board of Regents. Substantially all unrestricted net position is designated for various academic programs, research initiatives and capital projects.

UNIVERSITY OF MICHIGAN

Notes to Consolidated Financial Statements--Continued

Note 1--Organization and Summary of Significant Accounting Policies--Continued

Summary of Significant Accounting Policies: For purposes of the statement of cash flows, the University considers all highly liquid investments purchased with a maturity of three months or less, to be cash equivalents. Cash equivalents representing assets of the University's endowment, life income and other investments are included in noncurrent investments as these funds are not used for operating purposes.

Investments are reported in four categories in the statement of net position. Investments reported as endowment, life income and other investments are those funds invested in portfolios that are considered by management to be of a long duration. Investments for student loan and capital activities are those funds that are intended to be used for these specific activities. All other investments are reported as investments for operating activities.

GASB Statement No. 72, *Fair Value Measurement and Application*, ("GASB 72"), defines fair value and establishes a framework for measuring fair value that includes a three tiered hierarchy of valuation inputs, placing a priority on those which are observable in the marketplace. Observable inputs reflect market data obtained from sources independent of the reporting entity and unobservable inputs reflect the University's own assumptions about how market participants would value an asset or liability based on the best information available. To the extent that valuation is based on models or inputs that are less observable or unobservable in the market, the determination of fair value requires more judgment. The three levels of inputs, of which the first two are considered observable and the last unobservable, are as follows:

- Level 1 – Quoted prices for identical assets or liabilities in active markets that can be accessed at the measurement date
- Level 2 – Other significant observable inputs, either direct or indirect, such as quoted prices for similar assets or liabilities in active markets; quoted prices for identical or similar assets or liabilities in markets that are not active; inputs other than quoted prices that are observable; or market corroborated inputs
- Level 3 – Unobservable inputs

GASB 72 allows for the use of net asset value ("NAV") as a practical expedient to determine the fair value of nonmarketable investments if the NAV is calculated in a manner consistent with the Financial Accounting Standards Board's measurement principles for investment companies. Investments that use NAV in determining fair value are disclosed separately from the valuation hierarchy as presented in Note 2.

Investments in marketable securities are carried at fair value, as established by the major securities markets. Purchases and sales of investments are accounted for on the trade date basis. Investment income is recorded on the accrual basis. Realized and unrealized gains and losses are reported in investment income.

UNIVERSITY OF MICHIGAN

Notes to Consolidated Financial Statements--Continued

Note 1--Organization and Summary of Significant Accounting Policies--Continued

Investments in nonmarketable limited partnerships are carried at fair value, which is generally established using the NAV provided by the management of the investment partnerships as of June 30, 2017. The University may also adjust the fair value of these investments based on market conditions, specific redemption terms and restrictions, risk considerations and other factors. As these investments are not readily marketable, the estimated value is subject to uncertainty, and therefore, may differ from the value that would have been used had a ready market for the investments existed.

Investments denominated in foreign currencies are translated into U.S. dollar equivalents using year end spot foreign currency exchange rates. Purchases and sales of investments denominated in foreign currencies and related income are translated at spot exchange rates on the transaction dates.

Derivative instruments such as financial futures, forward foreign exchange contracts and interest rate swaps held in investment portfolios, are recorded on the contract date and are carried at fair value using listed price quotations or amounts that approximate fair value. To facilitate trading in financial futures, the University is required to post cash or securities to satisfy margin requirements of the exchange where such futures contracts are listed. The University monitors the required amount of cash and securities on deposit for financial futures transactions and withdraws or deposits cash or securities as necessary.

Accounts receivable are recorded net of an allowance for uncollectible accounts receivable. The allowance is based on management's judgment of potential uncollectible amounts, which includes such factors as historical experience and type of receivable.

The University receives pledges and bequests of financial support from corporations, foundations and individuals. Revenue is recognized when a pledge representing an unconditional promise to pay is received and all eligibility requirements, including time requirements, have been met. In the absence of such a promise, revenue is recognized when the gift is received. Permanent endowment pledges do not meet eligibility requirements, as defined by GASB, and are not recorded as assets until the related gift is received.

Unconditional promises to give that are expected to be collected in future years are recorded at the present value of the estimated future cash flows. The discounts on these amounts are computed using risk-free interest rates applicable to the years in which the promises are made, commensurate with expected future payments. An allowance for uncollectible pledges receivable is provided based on management's judgment of potential uncollectible amounts and includes such factors as prior collection history, type of gift and nature of fundraising.

UNIVERSITY OF MICHIGAN

Notes to Consolidated Financial Statements--Continued

Note 1--Organization and Summary of Significant Accounting Policies--Continued

Capital assets are recorded at cost or, if donated, at acquisition value at the date of donation. Depreciation of capital assets is provided on a straight-line method over the estimated useful lives of the respective assets, which generally range from four to forty years. The University does not capitalize works of art or historical treasures that are held for exhibition, education, research or public service. These collections are neither disposed of for financial gain nor encumbered in any way. Accordingly, such collections are not recognized or capitalized for financial statement purposes.

Deferred outflows represent the consumption of net assets attributable to a future period and are primarily associated with the University's obligations for postemployment benefits, as well as, debt and derivative activity, and Metro Health's defined benefit pension plan.

Unearned revenue consists primarily of cash received from grant and contract sponsors which has not yet been earned under the terms of the agreement. Unearned revenue also includes amounts received in advance of an event, such as student tuition and advance ticket sales related to future fiscal years.

Deposits of affiliates and others represent cash and invested funds held by the University as a result of agency relationships with various groups. Noncurrent deposits of affiliates represent the portion of endowment and similar funds held by the University on behalf of others.

The University holds life income funds for beneficiaries of the pooled income fund, charitable remainder trusts and the gift annuity program. These funds generally pay lifetime income to beneficiaries, after which the principal is made available to the University in accordance with donor intentions. All life income fund assets, including those held in trust, are recorded at fair value. The present value of estimated future payments due to life income beneficiaries is recorded as a liability.

Deferred inflows represent the acquisition of net assets attributable to a future period and are associated with Metro Health's defined benefit pension plan.

For donor restricted endowments, the Uniform Prudent Management of Institutional Funds Act, as adopted in Michigan, permits the Board of Regents to appropriate amounts for endowment spending rule distributions as is considered prudent. The University's policy is to retain net realized and unrealized appreciation with the endowment after spending rule distributions. Net appreciation of permanent endowment funds, which totaled \$1,828,744,000 at June 30, 2017, is recorded in restricted expendable net position. The University's endowment spending rule is further discussed in Note 2.

Student tuition and residence fees are presented net of scholarships and fellowships applied to student accounts, while stipends and other payments made directly to students are presented as scholarship and fellowship expenses.

UNIVERSITY OF MICHIGAN

Notes to Consolidated Financial Statements--Continued

Note 1--Organization and Summary of Significant Accounting Policies--Continued

Patient care revenues are reported net of contractual allowances and bad debt expenses. Contractual allowances are estimated based on agreements with third-party payers that provide payments for patient care services at amounts different from established rates. These allowances are subject to the laws and regulations governing the federal and state programs and post-payment audits, and adjusted in future periods as final settlements are determined. Patient care services are primarily provided through the University's health system, which includes the University of Michigan Hospitals, Metro Health, the University of Michigan Medical Group and Michigan Health Corporation. Patient care services are also provided through University Health Services, which provides health care services to students, faculty and staff, and Dental Faculty Associates, which provides dental care services performed by faculty dentists.

Patient care services are provided to patients who meet certain criteria under the University's charity care policies without charge or at amounts less than its established rates. Accordingly, charity care is not reported as revenue in the accompanying statement of revenues, expenses and changes in net position. Charges forgone for charity care services totaled \$52,986,000 in 2017.

Other auxiliary enterprise revenues primarily represent revenues generated by intercollegiate athletics, parking, student unions and student publications.

The University's policy for defining operating activities as reported on the statement of revenues, expenses and changes in net position are those that generally result from exchange transactions such as payments received for providing services and payments made for services or goods received. Nearly all of the University's expenses are from exchange transactions.

Certain significant revenue streams relied upon for operations result from nonexchange transactions and are recorded as nonoperating revenues including state appropriations, federal Pell grants, gifts and investment income.

The preparation of financial statements in conformity with accounting principles generally accepted in the United States of America requires management to make estimates and assumptions that affect amounts reported in the financial statements and accompanying notes. Actual results could differ from those estimates. The most significant areas that require management estimates relate to self-insurance and benefits obligations.

UNIVERSITY OF MICHIGAN

Notes to Consolidated Financial Statements--Continued

Note 2--Cash and Investments

Summary: The University maintains centralized management for substantially all of its cash and investments.

Working capital of individual University units is primarily invested in the University Investment Pool ("UIP"). Together with the University's short-term insurance and other benefits reserves, the UIP is invested in the Daily and Monthly Portfolios, which are principally invested in investment-grade money market securities, U.S. government and other fixed income securities and absolute return strategies.

The University collectively invests substantially all of the assets of its endowment funds along with a portion of its insurance and benefits reserves, charitable remainder trusts and gift annuity program in the Long Term Portfolio. The longer investment horizon of the Long Term Portfolio allows for an equity-oriented strategy to achieve higher expected returns over time, and permits the use of less liquid alternative investments, providing for equity diversification beyond the stock markets. The Long Term Portfolio includes investments in domestic and non-U.S. stocks and bonds, commingled funds and limited partnerships consisting of venture capital, private equity, real estate, natural resources and absolute return strategies.

The University also separately invests certain endowments and charitable remainder trusts, unexpended bond proceeds and other funds with investment restrictions outside of the Daily, Monthly and Long Term Portfolios.

Authorizations: The University's investment policies are governed and authorized by University Bylaws and the Board of Regents. The approved asset allocation policy for the Long Term Portfolio sets a general target of 80 percent equities and 20 percent fixed income securities, within a permitted range of 65 to 90 percent for equities and 10 to 35 percent for fixed income securities. Since diversification is a fundamental risk management strategy, the Long Term Portfolio is broadly diversified within these general categories.

The endowment spending rule provides for distributions from the University Endowment Fund to the entities that benefit from the endowment fund. The annual distribution rate is 4.5 percent of the one-quarter lagged seven year moving average fair value of fund shares. To protect endowment principal in the event of a prolonged market downturn, distributions are limited to 5.3 percent of the current fair value of fund shares. Distributions are also made from the UIP to University entities based on the 90-day U.S. Treasury Bill rate. The University's costs to administer and grow the University Endowment Fund and UIP are funded by investment returns.

UNIVERSITY OF MICHIGAN

Notes to Consolidated Financial Statements--Continued

Note 2--Cash and Investments--Continued

Cash and Cash Equivalents: Cash and cash equivalents, which totaled \$105,127,000 at June 30, 2017, represent short-term money market investments in mutual funds, overnight collective funds managed by the University's custodian or short-term highly liquid investments registered as securities and held by the University or its agents in the University's name. Of its cash and cash equivalents, the University had actual cash balances in its bank accounts in excess of Federal Deposit Insurance Corporation limits in the amount of \$61,583,000 at June 30, 2017. The University does not require its deposits to be collateralized or insured.

Cash and cash equivalents include certain securities that are subject to the leveling requirements defined by GASB 72. At June 30, 2017, Level 1 securities, which primarily consist of money market funds and U.S. government securities, totaled \$6,845,000, while Level 2 securities, which primarily consist of U.S. agencies, totaled \$59,900,000.

Investments: At June 30, 2017, the University's investments, which are held by the University or its agents in the University's name, are summarized as follows (in thousands):

Cash equivalents, noncurrent	\$ 102,550
Equity securities	1,364,719
Fixed income securities	2,181,020
Commingled funds	3,255,747
Nonmarketable alternative investments	6,112,495
Other investments	9,054
	<u>\$ 13,025,585</u>

UNIVERSITY OF MICHIGAN

Notes to Consolidated Financial Statements--Continued

Note 2--Cash and Investments--Continued

GASB 72 establishes a hierarchy that prioritizes inputs to valuation techniques used to measure fair value. At June 30, 2017, the fair value of the University's investments based on the inputs used to value them is summarized as follows (in thousands):

	Level 1	Level 2	Level 3	NAV	Total Fair Value
Cash equivalents, noncurrent	\$ 102,550	-	-	-	\$ 102,550
Equity securities:					
Domestic	446,823		\$ 28,358		475,181
Foreign	888,965		573		889,538
	1,335,788	-	28,931	-	1,364,719
Fixed income securities:					
U.S. Treasury	1,020,420				1,020,420
U.S. government agency		\$ 301,634			301,634
Corporate and other		854,885	4,081		858,966
	1,020,420	1,156,519	4,081	-	2,181,020
Commingled funds:					
Absolute return				\$ 2,036,001	2,036,001
Domestic equities	17,206			274,829	292,035
Global equities	8,896			862,070	870,966
U.S. fixed income	10,938			41,332	52,270
Other	4,475				4,475
	41,515	-	-	3,214,232	3,255,747
Nonmarketable alternative investments:					
Venture capital				1,430,158	1,430,158
Absolute return				1,299,022	1,299,022
Private equity			207,078	1,271,632	1,478,710
Real estate			8,033	968,849	976,882
Natural resources			176,294	751,429	927,723
	-	-	391,405	5,721,090	6,112,495
Other investments	1,302	(4,036)	11,788	-	9,054
	\$ 2,501,575	\$ 1,152,483	\$ 436,205	\$ 8,935,322	\$ 13,025,585

Investments categorized as Level 1 are valued using prices quoted in active markets for those securities. Equity securities categorized as Level 3 represent investments in start-up or venture companies. Fixed income securities categorized as Level 2 represent investments valued using a matrix pricing technique, which values debt securities based on their relationship to a benchmark and the relative spread to that benchmark. Fixed income securities categorized as Level 3 represent debt investments with select venture funded University faculty start-ups. Nonmarketable alternative investments categorized as Level 3 primarily include direct investments which are valued using models that rely on inputs which are unobservable in the market.

UNIVERSITY OF MICHIGAN

Notes to Consolidated Financial Statements--Continued

Note 2--Cash and Investments--Continued

The University's investment strategy incorporates certain financial instruments that involve, to varying degrees, elements of market risk and credit risk in excess of amounts recorded in the financial statements. Market risk is the potential for changes in the value of financial instruments due to market changes, including interest and foreign exchange rate movements and fluctuations embodied in forwards, futures and commodity or security prices. Market risk is directly impacted by the volatility and liquidity of the markets in which the underlying assets are traded. Credit risk is the possibility that a loss may occur due to the failure of a counterparty to perform according to the terms of the contract. The University's risk of loss in the event of a counterparty default is typically limited to the amounts recognized in the statement of net position and is not represented by the contract or notional amounts of the instruments.

Fixed income securities have inherent financial risks, including credit risk and interest rate risk. Credit risk for fixed income securities is the risk that the issuer will not fulfill its obligations. Nationally recognized statistical rating organizations ("NSROs"), such as Moody's and Standard & Poor's, assign credit ratings to security issues and issuers that indicate a measure of potential credit risk to investors. Fixed income securities considered investment grade are those rated at least Baa by Moody's and BBB by Standard & Poor's. To manage credit risk, the University specifies minimum average and minimum absolute quality NSRO ratings for securities held pursuant to its management agreements.

The University minimizes concentration of credit risk, the risk of a large loss attributed to the magnitude of the investment in a single issuer of fixed income securities, by diversifying its fixed income issues and issuers and holding U.S. Treasury securities which are considered to have minimal credit risk. The University also manages this risk at the account level by limiting each fixed income manager's holding of any non-U.S. government issuer to 5 percent of the value of the investment account.

Interest rate risk is the risk that changes in interest rates will adversely affect the fair value of fixed income securities. Effective duration, a commonly used measure of interest rate risk, incorporates a security's yield, coupon, final maturity, call features and other imbedded options into one number expressed in years that indicates how price-sensitive a security or portfolio of securities is to changes in interest rates. The effective duration of a security or portfolio indicates the approximate percentage change in fair value expected for a one percent change in interest rates. The longer the duration, the more sensitive the security or portfolio is to changes in interest rates. The weighted average effective duration of the University's fixed income securities was 5.0 years at June 30, 2017. The University manages the effective duration of its fixed income securities at the account level, where fixed income managers generally may not deviate from the duration of their respective benchmarks by more than 25 percent. The Monthly Portfolio held positions in bond futures at June 30, 2017, which are used to adjust the duration of cash equivalents and the fixed income portion of the portfolios.

UNIVERSITY OF MICHIGAN

Notes to Consolidated Financial Statements--Continued

Note 2--Cash and Investments--Continued

The composition of fixed income securities at June 30, 2017, along with credit quality and effective duration measures, is summarized as follows:

	U.S. Government	Investment Grade	Non- Investment Grade (in thousands)	Not Rated	Total	Duration (in years)
U.S. Treasury	\$ 791,194				\$ 791,194	6.2
U.S. Treasury inflation protected	229,226				229,226	2.7
U.S. government agency	301,634				301,634	0.5
Mortgage backed		\$ 64,229	\$ 7,143	\$ 5,159	76,531	1.0
Asset backed		71,441	650	126	72,217	0.7
Corporate and other		695,333	6,975	7,910	710,218	7.2
	\$ 1,322,054	\$ 831,003	\$ 14,768	\$ 13,195	\$ 2,181,020	5.0

Of the University's fixed income securities, 99 percent were rated investment grade or better at June 30, 2017, and 69 percent of these securities consisted of either U.S. treasury and government agencies or non-U.S. government securities rated AAA/Aaa at June 30, 2017.

Commingled (pooled) funds include Securities and Exchange Commission regulated mutual funds and externally managed funds, limited partnerships and corporate structures which are generally unrated and unregulated. Certain commingled funds may use derivatives, short positions and leverage as part of their investment strategy. These investments are structured to limit the University's risk exposure to the amount of invested capital.

UNIVERSITY OF MICHIGAN

Notes to Consolidated Financial Statements--Continued

Note 2--Cash and Investments--Continued

Nonmarketable alternative investments consist of limited partnerships and similar vehicles involving an advance commitment of capital called by the general partner as needed and distributions of capital and return on invested capital as underlying strategies are concluded during the life of the partnership. There is not an active secondary market for these alternative investments, which are generally unrated and unregulated, and the liquidity of these investments is dependent on actions taken by the general partner. The University's limited partnerships are diversified in terms of manager selection, industry and geographic focus. At June 30, 2017, no individual partnership investment represented 5 percent or more of total investments.

Absolute return strategies in the commingled funds and nonmarketable alternative investments classifications include long/short stock programs, merger arbitrage, intra-capital structure arbitrage and distressed debt investments. The goal of absolute return strategies is to provide, in aggregate, a return that is consistently positive and uncorrelated with the overall market.

The University's investments in commingled funds and nonmarketable alternative investments are contractual agreements that may limit the ability to initiate redemptions due to notice periods, lock-ups and gates. Additional information about current redemption terms and outstanding commitments at June 30, 2017 is summarized as follows (amounts in thousands):

	Fair Value	Remaining Life	Outstanding Commitments	Redemption Terms	Redemption Notice
Commingled funds	\$ 3,255,747	N/ A		Daily, monthly, quarterly, and annually, with varying notice periods	Lock-up provisions range from none to 3 years
Nonmarketable alternative investments	\$ 6,112,495	1-12 years	\$ 4,766,977	Ineligible for redemption	N/A

Commingled funds have liquidity (redemption) provisions, which enable the University to make full or partial withdrawals with notice, subject to restrictions on the timing and amount. Of the University's commingled funds at June 30, 2017, approximately 78 percent are redeemable within one year, with 61 percent redeemable within 90 days under normal market conditions. The remaining amounts are redeemable beyond one year, with redemption of certain funds dependent on disposition of the underlying assets. The University's committed but unpaid obligation to nonmarketable alternative investments is further discussed in Note 14.

UNIVERSITY OF MICHIGAN

Notes to Consolidated Financial Statements--Continued

Note 2--Cash and Investments--Continued

The University participates in non-U.S. developed and emerging markets through commingled funds invested in non-U.S./global equities and absolute return strategies. Although substantially all of these funds are reported in U.S. dollars, price changes of the underlying securities in local markets as well as changes to the value of local currencies relative to the U.S. dollar are embedded in investment returns. In addition, a portion of the University's equity securities and nonmarketable alternative investments are denominated in foreign currencies, which must be settled in local (non-U.S.) currencies.

Foreign exchange risk is the risk that investments denominated in foreign currencies may lose value due to adverse fluctuations in the value of the U.S. dollar relative to foreign currencies. Forward foreign currency contracts are typically used to manage the risks related to fluctuations in currency exchange rates between the time of purchase or sale and the actual settlement of foreign securities. Various investment managers acting for the University use forward foreign exchange contracts in risk-based transactions to carry out their portfolio strategies and are subject to agreements that provide minimum diversification and maximum exposure limits by country and currency.

The value of the University's non-U.S. dollar holdings, net of the value of the outstanding forward foreign exchange contracts, totaled \$1,694,128,000 or 13 percent of total investments at June 30, 2017, and are summarized as follows (in thousands):

Euro	\$ 954,456
British pound sterling	230,211
Japanese yen	230,547
Canadian dollar	69,764
Swedish krona	52,440
Swiss franc	45,640
Other	111,070
	<u>\$ 1,694,128</u>

UNIVERSITY OF MICHIGAN

Notes to Consolidated Financial Statements--Continued

Note 2--Cash and Investments--Continued

The Long Term Portfolio and the Monthly Portfolio participate in a short-term, fully collateralized, securities lending program administered by the University's master custodian. Together, the Portfolios had \$90,638,000 in securities loans outstanding at June 30, 2017. At loan inception, an approved borrower must deliver collateral of cash, securities or letters of credit to the University's lending agent equal to 102 percent of fair value for domestic securities and 105 percent for foreign securities. Collateral positions are monitored daily to ensure that borrowed securities are never less than 100 percent collateralized. At June 30, 2017, collateral of \$95,679,000 (106 percent of securities on loan) includes invested cash of \$44,130,000 and U.S. government securities of \$51,549,000.

Cash collateral held by the University's lending agent, along with the offsetting liability to return the collateral at loan termination, are recorded in the statement of net position. Neither the University nor its securities lending agent has the ability to pledge or sell securities received as collateral unless a borrower defaults. Securities loans may be terminated upon notice by either the University or the borrower.

Note 3--Accounts Receivable

The composition of accounts receivable at June 30, 2017 is summarized as follows (in thousands):

Patient care	\$ 633,727
Sponsored programs	143,958
State appropriations, educational and capital	65,933
Student accounts	29,544
Other	33,602
	<hr/>
	906,764
Less allowance for uncollectible accounts receivable:	
Patient care	258,847
All other	8,533
	<hr/>
	<u>\$ 639,384</u>

UNIVERSITY OF MICHIGAN

Notes to Consolidated Financial Statements--Continued

Note 4--Notes and Pledges Receivable

The composition of notes and pledges receivable at June 30, 2017 is summarized as follows (in thousands):

Notes:	
Federal student loan programs	\$ 88,911
University student loan funds	17,563
Other	1,120
	<hr/>
	107,594
Less allowance for uncollectible notes	3,100
	<hr/>
Total notes receivable, net	104,494
	<hr/>
Gift pledges:	
Capital	177,043
Operations	121,047
	<hr/>
	298,090
Less:	
Allowance for uncollectible pledges	10,064
Unamortized discount to present value	3,894
	<hr/>
Total pledges receivable, net	284,132
	<hr/>
Total notes and pledges receivable, net	388,626
Less current portion	76,148
	<hr/>
	\$ 312,478
	<hr/>

The principal repayment and interest rate terms of federal and university loans vary considerably. The allowance for uncollectible notes only applies to University funded notes and the University portion of federal student loans, as the University is not obligated to fund the federal portion of uncollected student loans. Federal loan programs are funded principally with federal advances to the University under the Perkins and various health professions loan programs.

UNIVERSITY OF MICHIGAN

Notes to Consolidated Financial Statements--Continued

Note 4--Notes and Pledges Receivable--Continued

Payments on pledges receivable at June 30, 2017 are expected to be received in the following years ended June 30 (in thousands):

2018	\$ 61,113
2019	46,737
2020	37,136
2021	36,942
2022	22,200
2023 and after	93,962
	\$ 298,090

As discussed in Note 1, permanent endowment pledges do not meet eligibility requirements, as defined by GASB, until the related gift is received. Accordingly, permanent endowment pledges totaling \$185,551,000 at June 30, 2017, are not recognized as assets in the accompanying financial statements. Bequest intentions and other conditional promises are not recognized as assets until the specified conditions are met due to uncertainties with regard to their realizability and valuation.

Note 5--Capital Assets

Capital assets activity for the year ended June 30, 2017 is summarized as follows (in thousands):

	Beginning Balance	Additions	Retirements	Ending Balance
Land	\$ 124,207	\$ 2,410		\$ 126,617
Land improvements	125,953	12,152	\$ 124	137,981
Infrastructure	255,921	2,528		258,449
Buildings	8,206,614	430,132	18,369	8,618,377
Construction in progress	456,391	19,733		476,124
Property held for future use	24,502	(24,502)		-
Equipment	2,068,851	167,252	185,255	2,050,848
Library materials	593,768	26,432		620,200
	11,856,207	636,137	203,748	12,288,596
Less accumulated depreciation	5,907,820	537,670	202,336	6,243,154
	\$ 5,948,387	\$ 98,467	\$ 1,412	\$ 6,045,442

The increase in construction in progress of \$19,733,000 in 2017 represents the amount of capital expenditures for new projects of \$563,683,000 net of assets placed in service of \$543,950,000.

UNIVERSITY OF MICHIGAN

Notes to Consolidated Financial Statements--Continued

Note 6--Long-term Debt

Long-term debt at June 30, 2017 is summarized as follows (in thousands):

Commercial Paper:	
Tax-exempt, variable rate (.92%)*	\$ 157,160
Taxable, variable rate (1.03%)*	3,885
General Revenue Bonds:	
Series 2017A, 4.00% to 5.00% through 2047	464,750
unamortized premium	84,172
Series 2015, 4.00% to 5.00% through 2046	304,615
unamortized premium	50,686
Series 2014A, 4.25% to 5.00% through 2044	77,825
Series 2014B, 1.771% to 3.516% through 2024	6,625
unamortized premium	6,963
Series 2013A, 2.50% to 5.00% through 2029	46,385
unamortized premium	1,885
Series 2012A, variable rate (.85%)* through 2036	50,000
Series 2012B, variable rate (.70%)* through 2042	65,000
Series 2012D-1, variable rate (.68%)* through 2025 with partial swap to fixed through 2025	63,635
Series 2012D-2, variable rate (.88%)* through 2030 with partial swap to fixed through 2026 and variable rate 2027 through 2030	66,990
Series 2012E**, variable rate (1.34%)* through 2033	95,500
Series 2010A, taxable-Build America Bonds, 4.926% to 5.593% through 2040	163,110
Series 2010C, 3.75% to 5.00% through 2027	61,570
unamortized premium	4,434
Series 2010D, taxable-Build America Bonds, 3.176% to 5.333% through 2041	173,560
Series 2009A, 3.00% to 5.00% through 2019	12,555
unamortized premium	2,991
Series 2009B, variable rate (.87%)* through 2039	118,710
Series 2009D, taxable-Build America Bonds, 5.155% to 6.172% through 2030	89,815
Series 2008A, variable rate (.75%)* through 2038	57,085
Series 2008B, variable rate (.89%)* through 2028 with swap to fixed through 2026	77,185
Series 2005A, 5.00% through 2018	1,065
unamortized premium	17
Series 2002, variable rate (.91%)* through 2018 with swap to fixed through 2018	7,595
Other	1,747
	2,317,515
Less:	
Commercial paper and current portion of bonds payable	237,243
Long-term bonds payable subject to remarketing, net	202,718
	\$ 1,877,554

* Denotes variable rate at June 30, 2017

** Denotes variable rate bonds not subject to remarketing

UNIVERSITY OF MICHIGAN

Notes to Consolidated Financial Statements--Continued

Note 6--Long-term Debt--Continued

Certain variable rate bonds have remarketing features which allow bondholders to put debt back to the University. Accordingly, variable rate bonds payable is classified as current unless supported by liquidity agreements, such as lines of credit or standby bond purchase agreements, which can refinance the debt on a long-term basis. The classification of the University's variable rate bonds payable at June 30, 2017 is summarized as follows (in thousands):

Variable rate bonds payable subject to remarketing	\$ 506,200
Less:	
Current principal maturities	21,615
Long-term liquidity agreements:	
Unsecured line of credit	150,000
Standby bond purchase agreements	131,867
Long-term bonds payable subject to remarketing, net	<u>\$ 202,718</u>

The University's available line of credit and standby bond purchase agreements were entirely unused at June 30, 2017.

In connection with certain issues of variable rate debt, the University has entered into various floating-to-fixed interest rate swaps to convert all or a portion of the associated variable rate debt to synthetic fixed rates to protect against the potential of rising interest rates. The fair value, significant terms and other information about the University's interest rate swaps is discussed in Note 7.

Long-term debt activity for the year ended June 30, 2017 is summarized as follows (in thousands):

	Beginning Balance	Additions	Reductions	Ending Balance
Commercial paper	\$ 159,970	\$ 23,420	\$ 22,345	\$ 161,045
Bonds	2,025,251	550,019	420,547	2,154,723
Other	4,175		2,428	1,747
	<u>\$ 2,189,396</u>	<u>\$ 573,439</u>	<u>\$ 445,320</u>	<u>\$ 2,317,515</u>

UNIVERSITY OF MICHIGAN

Notes to Consolidated Financial Statements--Continued

Note 6--Long-term Debt--Continued

The University maintains a combination of variable and fixed rate debt supported by general revenues, with effective interest rates that averaged 2.7 percent in 2017, including federal subsidies for interest on taxable Build America Bonds. The University utilizes commercial paper to provide interim financing for its capital improvement program. The Board of Regents has authorized the issuance of up to \$300,000,000 in commercial paper backed by a general revenue pledge. Outstanding commercial paper debt is converted to long-term debt financing, as appropriate, within the normal course of business.

During 2017, the University issued \$464,750,000 of fixed rate General Revenue Bonds Series 2017A with a net original issue premium of \$85,269,000. Total bond proceeds of \$550,019,000 together with amounts held by trustees under bond indenture of \$12,019,000 were utilized to convert \$12,285,000 of commercial paper to long-term debt, refund \$237,540,000 of existing bonds, and establish an escrow of \$111,752,000 to advance refund existing bonds, as well as provide \$199,014,000 for capital projects and \$1,447,000 for debt issuance costs.

Bond proceeds of \$162,376,000 along with amounts held by trustees under bond indenture of \$12,019,000 were used to refund Metro Health's Series 2005A Revenue Bonds of \$122,945,000 and Series 2012 Variable Rate Demand Revenue and Revenue Refunding Bonds of \$51,450,000, which had average interest rates of 5.99 percent and 3.08 percent, respectively. As a result of these refundings, the University reduced its aggregate debt service payments over the next 24 years by \$68,469,000, resulting in an economic gain with present value savings of \$39,171,000.

Bond proceeds of \$63,145,000 were used to refund a portion of General Revenue Bonds Series 2012C which had an average interest rate of 5.00 percent and a final bullet maturity due April 1, 2017. As a result of the refunding, the University's aggregate debt service payments increased over the next 15 years by \$11,125,000, resulting in an economic gain with present value savings of \$600,000.

The University established an escrow with bond proceeds of \$111,752,000 to advance refund \$35,440,000 of General Revenue Bonds Series 2009A and \$65,915,000 of General Revenue Bonds Series 2010C which had average interest rates of 4.51 percent and 4.64 percent, respectively. These bonds are considered legally defeased as funds were deposited in an irrevocable trust with an escrow agent to provide for all future debt service payments on the refunded bonds. As a result of these advance refundings, the University reduced its aggregate debt service payments over the next 12 years by \$9,490,000, resulting in an economic gain with present value savings of \$8,078,000.

UNIVERSITY OF MICHIGAN

Notes to Consolidated Financial Statements--Continued

Note 6--Long-term Debt--Continued

During 2017, the University deferred \$10,397,000 in connection with its refunding activity, which will be amortized into interest expense over the remaining life of the refunded bonds. At June 30, 2017, a total of \$17,011,000 has been deferred in connection with the University's refunding activity.

Debt obligations are generally callable by the University and mature at various dates through fiscal 2047. Principal maturities, including interest on debt obligations, based on scheduled bond maturities for the next five years and in subsequent five-year periods are as follows (in thousands):

	Principal	Interest*	Total
2018	\$ 227,778	\$ 72,567	\$ 300,345
2019	64,968	71,006	135,974
2020	66,596	69,236	135,832
2021	70,190	67,241	137,431
2022	73,325	65,300	138,625
2023-2027	411,050	286,402	697,452
2028-2032	419,130	200,904	620,034
2033-2037	437,005	126,492	563,497
2038-2042	304,820	53,563	358,383
2043-2047	91,505	12,285	103,790
Total payments	2,166,367	\$ 1,024,996	\$ 3,191,363
Plus unamortized premiums	151,148		
	<u>\$ 2,317,515</u>		

* Interest on variable rate debt is estimated based on rates in effect at June 30, 2017; amounts do not reflect federal subsidies to be received for Build America Bonds interest.

If all variable rate bonds were put back to the University and existing unsecured lines of credit and standby bond purchase agreements were not extended upon their current expiration dates, the total principal payments due in 2018 would increase to \$288,841,000, total principal payments due in 2019 would increase to \$123,517,000, total principal payments due in 2020 would increase to \$105,590,000 and total principal payments due in 2021 would increase to \$86,384,000. Accordingly, principal payments due in subsequent years would be reduced to \$66,725,000 in 2022; \$373,480,000 in 2023 through 2027; \$410,585,000 in 2028 through 2032; \$376,455,000 in 2033 through 2037; \$243,285,000 in 2038 through 2042; and \$91,505,000 in 2043 through 2047. There would not be a material impact on annual interest payments due to the low variable rate of interest on these bonds.

UNIVERSITY OF MICHIGAN

Notes to Consolidated Financial Statements--Continued

Note 7--Derivative Instruments

Derivatives held by the University are recorded at fair value in the statement of net position in accordance with GASB Statement No. 53, *Accounting and Financial Reporting for Derivative Instruments* ("GASB 53"). For hedging derivative instruments that are effective in significantly reducing an identified financial risk, as defined by GASB 53, the corresponding change in fair value is deferred and included in the statement of net position. For all other derivative instruments, changes in fair value are reported as net investment income (loss).

Derivative instruments held by the University at June 30, 2017 are summarized as follows (in thousands):

	Notional Amount	Fair Value
Investment Derivative Instruments:		
Investment portfolios:		
Futures	\$ 242,854	\$ (6,371)
Foreign currency forwards:		
Chinese yuan	332,080	(8,633)
New Zealand dollar	51,891	(4,891)
South African rand	71,852	3,453
Euro	144,951	3,190
Czech koruna	27,072	(2,103)
Swedish krona	82,727	(2,019)
All other currencies	1,057,651	2,066
	1,768,224	(8,937)
Other	2,089,063	12,723
	\$ 4,100,141	\$ (2,585)
Floating-to-fixed interest rate swap on debt	\$ 7,595	\$ (186)
Effective Cash Flow Hedges:		
Floating-to-fixed interest rate swaps on debt	\$ 166,660	\$ (19,312)

The University utilizes bond futures in its investment portfolios to adjust the duration of cash equivalents and fixed income securities, while foreign currency forward contracts are utilized to settle securities and transactions denominated in foreign currencies and manage foreign exchange risk. Other derivative instruments in the University's investment portfolios consist primarily of interest rate swaps, credit default swaps and total return swaps used to carry out investment and portfolio strategies.

UNIVERSITY OF MICHIGAN

Notes to Consolidated Financial Statements--Continued

Note 7--Derivative Instruments--Continued

In connection with certain issues of variable rate debt, the University has entered into various floating-to-fixed interest rate swaps to convert all or a portion of the associated variable rate debt to synthetic fixed rates to protect against the potential of rising interest rates. The fair value generally represents the estimated amount that the University would pay to terminate the swap agreements at the statement of net position date, taking into account current interest rates and creditworthiness of the underlying counterparty. The valuation inputs used to determine the fair value of these instruments are considered Level 2, as they rely on observable inputs other than quoted market prices. The notional amount represents the underlying reference of the instrument and does not represent the amount of the University's settlement obligations.

At June 30, 2017, the fair value of floating-to-fixed interest rate swaps associated with the University's variable rate debt is a liability of \$19,498,000, respectively, and is included in the statement of net position as a component of Deposits of affiliates and other. The deferred outflows for the fair value of swaps deemed effective cash flow hedges totaled \$5,181,000, at June 30, 2017.

The change in fair value of derivative instruments, which includes realized gains and losses on positions closed, for the year ended June 30, 2017 is summarized as follows (in thousands):

Investment Derivative Instruments:

Investment portfolios:

Futures	\$ 27,627
Foreign currency forwards	57,408
Other	(21,006)
	<u>\$ 64,029</u>

Floating-to-fixed interest rate swap on debt	<u>\$ 462</u>
--	---------------

Effective Cash Flow Hedges:

Floating-to-fixed interest rate swaps on debt	<u>\$ 10,626</u>
---	------------------

UNIVERSITY OF MICHIGAN

Notes to Consolidated Financial Statements--Continued

Note 7--Derivative Instruments--Continued

The University's interest rate swaps, along with their associated variable rate debt and significant terms, are summarized below.

The floating-to-fixed interest rate swap associated with the Series 2008B General Revenue Bonds has a notional amount of \$60,470,000 at June 30, 2017, covering a portion of the principal outstanding and the notional amount decreases as principal on the underlying bonds is repaid. Effective April 1, 2008, the University makes payments based on a fixed rate of 3.105 percent and receives variable rate payments from the swap counterparty based on 68 percent of One-Month USD LIBOR, until the swap terminates in April 2026. The University has the option to terminate the swap upon five business days written notice and payment of the fair market compensation for the value of the swap. This swap is considered an effective hedge at June 30, 2017 and has a fair value of (\$5,448,000).

The floating-to-fixed interest rate swap associated with the Series 2005B Hospital Revenue Bonds has a notional amount of \$42,685,000 at June 30, 2017. The Series 2005B Hospital Revenue Bonds were refunded on February 1, 2013, and the swap is now associated with the Series 2012D-2 General Revenue Bonds. Effective December 1, 2005, the University makes payments based on a fixed rate of 3.229 percent and receives variable rate payments from the swap counterparty based on 68 percent of the One-Month USD LIBOR, until the swap terminates in December 2025. The University has the option to terminate the swap upon five business days written notice and payment of the fair market compensation for the value of the swap. This swap is considered an effective hedge at June 30, 2017 and has a fair value of (\$3,564,000).

The floating-to-fixed interest rate swap associated with the Series 2002 General Revenue Bonds has a notional amount of \$7,595,000 at June 30, 2017, covering a portion of the principal outstanding and the notional amount decreases as principal on the underlying bonds is repaid. Effective June 1, 2007, the University makes payments based on a fixed rate of 3.538 percent and receives variable rate payments from the swap counterparty based on 68 percent of One-Month USD LIBOR, through April 1, 2009, and 63 percent of the Five-Year USD LIBOR Swap Rate for the balance of the term, through April 1, 2018. The University has the option to terminate the swap upon five business days written notice and payment of the fair market compensation for the value of the swap. This swap is not considered an effective hedge at June 30, 2017 and has a fair value of (\$186,000).

UNIVERSITY OF MICHIGAN

Notes to Consolidated Financial Statements--Continued

Note 7--Derivative Instruments--Continued

The floating-to-fixed interest rate swap associated with the Series 1998A-2 Hospital Revenue Refunding Bonds has a notional amount of \$44,670,000 at June 30, 2017. The Series 1998A-2 Hospital Revenue Refunding Bonds were refunded on January 4, 2013, and the swap is now associated with the Series 2012D-1 General Revenue Bonds. Effective May 14, 1998, the University makes payments based on a fixed rate of 4.705 percent and receives variable rate payments from the swap counterparty based on the floating Securities Industry and Financial Markets Association ("SIFMA") Municipal Index through the final maturity dates of the underlying bonds in December 2024. The counterparty has the option of terminating the swaps if for any 180-day period the average variable rate is more than 7.0 percent. This swap is considered an effective hedge at June 30, 2017 and has a fair value of (\$8,663,000).

The floating-to-fixed interest rate swap associated with the Series 1998A-1 Medical Service Plan Revenue Refunding Bonds has a notional amount of \$18,835,000 at June 30, 2017. The Series 1998A-1 Medical Service Plan Revenue Refunding Bonds were refunded on January 4, 2013, and the swap is now associated with the Series 2012D-1 General Revenue Bonds. Effective May 14, 1998, the University makes payments based on a fixed rate of 4.685 percent and receives variable rate payments based on the floating SIFMA Municipal Index through the final maturity dates of a portion of the underlying bonds in December 2021. The counterparty has the option of terminating the swaps if for any 180-day period the average variable rate is more than 7.0 percent. This swap is considered an effective hedge at June 30, 2017 and has a fair value of (\$1,637,000).

Using rates in effect at June 30, 2017, the projected cash flows for the floating-to-fixed interest rate swaps deemed effective cash flow hedges, along with the debt service requirements of the associated variable rate debt, are summarized as follows (in thousands):

	Variable Rate Bonds		Swap Payments,	Total
	Principal	Interest	Net	Payments
2018	\$ 14,020	\$ 1,660	\$ 4,633	\$ 20,313
2019	13,770	1,543	4,256	19,569
2020	14,365	1,428	3,882	19,675
2021	15,000	1,303	3,476	19,779
2022	15,645	1,178	3,067	19,890
2023-2027	108,050	3,135	4,466	115,651
2028-2030	26,960	236		27,196
	\$ 207,810	\$ 10,483	\$ 23,780	\$ 242,073

UNIVERSITY OF MICHIGAN

Notes to Consolidated Financial Statements--Continued

Note 7--Derivative Instruments--Continued

By using derivative financial instruments to hedge exposures to changes in interest rates, the University is exposed to termination risk and basis risk. There is termination risk with floating-to-fixed interest rate swaps because the University or swap counterparty may terminate a swap if the other party fails to perform under the terms of the contract or its credit rating falls below investment grade. Termination risk is the risk that the associated variable rate debt no longer carries a synthetic fixed rate and if at the time of termination a swap has a negative fair value, the University is liable to the counterparty for payment equal to the swap's fair value. The University is also exposed to basis risk as a portion of the variable payments paid to the University by the counterparties are based on a percentage of LIBOR. Basis risk is the risk that changes in the relationship between SIFMA and LIBOR may impact the synthetic fixed rate of the variable rate debt. At June 30, 2017, the University is not exposed to credit risk as the swaps have negative fair values.

The University is subject to collateral requirements with its counterparties on certain derivative instrument positions. To meet trading margin requirements for bond futures, the University had cash and U.S. government securities with a fair value of \$21,099,000 at June 30, 2017 on deposit with its futures broker as collateral.

Note 8--Self-Insurance

The University is self-insured for medical malpractice, workers' compensation, directors' and officers' liability, property damage, auto liability and general liability through Veritas Insurance Corporation. The University is also self-insured for various employee benefits through internally maintained funds.

Claims and expenses are reported when it is probable that a loss has occurred and the amount of the loss can be reasonably estimated. Those losses include an estimate of claims that have been incurred but not reported and the future costs of handling claims. These liabilities are generally based on actuarial valuations and are reported at present value, discounted at a rate of 5 percent.

Changes in the total reported liability for insurance and benefits obligations for the year ended June 30, 2017 are summarized as follows (in thousands):

Balance, beginning of year	\$ 203,203
Claims incurred and changes in estimates	628,681
Claim payments	(617,849)
Balance, end of year	214,035
Less current portion	97,799
	<u>\$ 116,236</u>

UNIVERSITY OF MICHIGAN

Notes to Consolidated Financial Statements--Continued

Note 9--Pension Plan

Metro Health has a noncontributory, single employer defined benefit pension plan, which covered substantially all employees prior to being frozen as of December 31, 2007. The plan generally provides benefits based on each employee's years of service and final average earnings, as defined, and does not provide any automatic or ad-hoc cost of living adjustments. The Metro Health Board of Directors has the authority to establish and amend benefit provisions of the plan.

Metro Health's annual pension expense is actuarially determined in accordance with GASB Statement No. 68, *Accounting and Financial Reporting for Pensions an Amendment of GASB Statement No. 27* ("GASB 68"). The net pension liability is calculated using the entry age normal level percentage of pay method. As allowable under the terms of GASB 68, Metro Health has elected to measure the net pension liability one year prior to the fiscal year end reporting date. The net pension liability measured as of June 30, 2016 was determined based on an actuarial valuation as of October 1, 2015. There are no significant changes known which would impact the total pension liability between the measurement date and the reporting date, other than typical plan experience.

For purposes of the June 30, 2016 measurement date, the number of plan participants consisted of the following:

Active participants	685
Vested terminated participants	928
Retirees, beneficiaries and disabled participants	323
	<u>1,936</u>

UNIVERSITY OF MICHIGAN

Notes to Consolidated Financial Statements--Continued

Note 9--Pension Plan--Continued

Changes in the net pension liability for the year ended June 30, 2017 are summarized as follows (in thousands):

	Total Pension Liability	Plan Fiduciary Net Position	Net Pension Liability
Balance, beginning of year	\$ 96,414	\$ 67,236	\$ 29,178
Interest cost	4,482		4,482
Changes in assumptions	(24,906)		(24,906)
Differences between expected and actual plan experience	2,067		2,067
Benefit payments	(4,089)	(4,089)	-
Contributions from the employer		2,903	(2,903)
Net investment income:			
Expected investment earnings		3,166	(3,166)
Difference between expected and actual earnings		1,316	(1,316)
Balance, end of year	\$ 73,968	\$ 70,532	\$ 3,436

The plan fiduciary net position as a percentage of the total pension liability was 95 percent and 70 percent at June 30, 2017 and July 1, 2016, respectively.

Significant actuarial assumptions used at each respective measurement date are as follows:

	June 30, 2016	July 1, 2015
Discount rate	7.00%	4.75%
Inflation	2.75%	2.75%
Investment rate of return	7.00%	4.75%
Mortality table	RP-2014 Employee and Healthy Annuitant, Scale MP-2015	RP-2014 Employee and Healthy Annuitant, Scale MP-2014

Discount rates are based on the expected rate of return on pension plan investments. The projection of cash flows used to determine the single discount rate for each fiscal year end assumed that employer contributions will be made based on minimum contribution projection under provisions of ERISA and Pension Protection Act of 2006 (including MAP-21) for future years. Based on the stated assumptions, the pension plan's fiduciary net position and future contributions were sufficient to finance the future benefit payments of the current plan members for all projection years. As a result, the long-term expected rate of return on pension plan investments was applied to all periods of the projected benefit payments to determine the total pension liability.

UNIVERSITY OF MICHIGAN

Notes to Consolidated Financial Statements--Continued

Note 9--Pension Plan--Continued

The long-term expected rate of return on pension plan investments of 7.00 percent at June 30, 2016, was determined using the expected future rates of return for the target asset allocation of the portfolio. The target allocation and best estimate geometric rates of return by asset class are summarized as follows:

	Portfolio Allocation	Long-Term Expected Return
U.S. large cap	25.0%	7.3%
U.S. mid cap	10.5%	7.5%
U.S. small cap	6.5%	7.8%
International developed	14.0%	6.8%
Emerging market	9.0%	12.6%
STRIPs	7.0%	2.1%
Corporate 10+ year	28.0%	5.1%

A one-percentage point change in the discount rate would have the following impact on the net pension liability at June 30, 2017 (in thousands):

	1% Decrease	1% Increase
Net pension liability	\$ 9,056	\$ (7,470)

The components of pension expense (income) for the year ended June 30, 2017 are summarized as follows (in thousands):

Interest cost	\$ 4,482
Expected investment earnings	(3,166)
Amortization of deferred outflows and inflows:	
Difference between expected and actual plan experience	720
Difference between expected and actual investment earnings	(263)
Changes in assumptions	(8,678)
	<u>\$ (6,905)</u>

UNIVERSITY OF MICHIGAN

Notes to Consolidated Financial Statements--Continued

Note 9--Pension Plan--Continued

Deferred outflows and inflows related to the net pension liability at June 30, 2017 are summarized as follows (in thousands):

	Deferred Outflows	Deferred Inflows
Changes in assumptions		\$ 16,228
Difference between expected and actual plan experience	\$ 1,347	
Difference between expected and actual investment earnings		1,053
	1,347	17,281
Contributions made after measurement date	2,171	
	<u>\$ 3,518</u>	<u>\$ 17,281</u>

Deferred outflows and inflows related to differences between expected and actual experience, as well as changes in assumptions, will be recognized into expense in the following fiscal years ended June 30 based upon the average future work life expectancy of plan participants (in thousands):

2018	\$ 8,221
2019	7,187
2020	263
2021	263
	<u>\$ 15,934</u>

At June 30, 2017, the reported fair value of the plan's investments based on the inputs used to value them is summarized as follows (in thousands):

	Level 1	Level 2	NAV	Total Fair Value
Equity securities	\$ 49,494			\$ 49,494
Fixed income securities		\$ 19,555		19,555
Nonmarketable alternative investments			\$ 1,483	1,483
	<u>\$ 49,494</u>	<u>\$ 19,555</u>	<u>\$ 1,483</u>	<u>\$ 70,532</u>

UNIVERSITY OF MICHIGAN

Notes to Consolidated Financial Statements--Continued

Note 10--Postemployment Benefits

The University provides retiree health and welfare benefits, primarily medical, prescription drug, dental and life insurance coverage, to eligible retirees and their eligible dependents. Substantially all full-time regular University employees may become eligible for these benefits if they reach retirement age while working for the University. For employees retiring on or after January 1, 1987, contributions toward health and welfare benefits are shared between the University and the retiree and can vary based on date of hire, date of retirement, age and coverage elections.

The University also provides income replacement benefits, retirement savings contributions and health and life insurance benefits to substantially all regular University employees that are enrolled in a University sponsored long-term disability plan and qualify, based on disability status while working for the University, to receive basic or expanded long-term disability benefits. Contributions toward the expanded long-term disability plan are shared between the University and employees and vary based on years of service, annual base salary and coverage elections. Contributions toward the basic long-term disability plan are paid entirely by the University.

These postemployment benefits are provided through single-employer plans administered by the University. The Executive Vice Presidents of the University have the authority to establish and amend benefit provisions of the plans.

The University's annual postemployment benefits expense is actuarially determined in accordance with GASB 75. Projections of benefits are based on the substantive plan (the plan as understood by the employer and the plan members) and include the types of benefits provided and announced future changes at the time of each valuation and the historical pattern of sharing of benefit costs between the employer and plan members to that point.

The University's reported liability for postemployment benefits obligations is calculated using the entry age normal level percent of pay method. As allowable under the terms of GASB 75, the University has elected to measure the total postemployment liability one year prior to the fiscal year end reporting date. There are no significant changes known which would impact the total postemployment liability between the measurement date and the reporting date, other than typical plan experience.

UNIVERSITY OF MICHIGAN

Notes to Consolidated Financial Statements--Continued

Note 10--Postemployment Benefits--Continued

For purposes of the June 30, 2016 measurement date, the number of plan participants consisted of the following:

	Retiree Health and Welfare	Long-term Disability
Active employees	39,510	34,496
Retirees receiving benefits	9,099	
Surviving spouses	872	
Participants receiving disability benefits		610
	49,481	35,106

Changes in the total reported liability for postemployment benefits obligations for the year ended June 30, 2017 are summarized as follows (in thousands):

	Retiree Health and Welfare	Long-term Disability	Total
Balance, beginning of year	\$ 2,532,952	\$ 237,974	\$ 2,770,926
Service cost	97,193	24,880	122,073
Interest cost	99,036	9,525	108,561
Changes in assumptions	244,109	10,932	255,041
Differences between expected and actual plan experience	5,259	8,769	14,028
Benefit payments	(47,893)	(24,409)	(72,302)
Balance, end of year	2,930,656	267,671	3,198,327
Less current portion	48,910	28,464	77,374
	\$ 2,881,746	\$ 239,207	\$ 3,120,953

Since a portion of retiree medical services will be provided by the University's health system, the liability for postemployment benefits obligations is net of the related margin and fixed costs of providing those services which totaled \$674,252,000 at June 30, 2017.

In accordance with GASB 75, the University's liability for postemployment benefits obligations at June 30, 2017 is not reduced by the anticipated Medicare Retiree Drug Subsidy for future periods. This subsidy would reduce the total postemployment benefits liability by approximately \$427,000,000.

UNIVERSITY OF MICHIGAN

Notes to Consolidated Financial Statements--Continued

Note 10--Postemployment Benefits--Continued

The University does not maintain a separate legal trust to house assets used to fund postemployment benefits, has no obligation to make contributions in advance of when insurance premiums or claims are due for payment and currently pays for postemployment benefits on a pay-as-you-go basis. The University's reported postemployment benefits obligations at June 30, 2017 as a percentage of covered payroll of \$3,568,918,000 was 90 percent.

Significant actuarial assumptions used at each respective measurement date are as follows:

	June 30, 2016	July 1, 2015
Discount rate*	2.85%	3.80%
Inflation rate	2.75%	2.75%
Immediate/ultimate administrative trend rate	0.0%/3.0%	0.0%/3.0%
Immediate/ultimate medical trend rate	7.0%/4.5%	7.0%/4.5%
Immediate/ultimate Rx trend rate	10.0%/4.5%	10.5%/4.5%
Increase in compensation rate	4.00%	4.00%
Mortality table**	RP-2014 White Collar Head Count Table, Scale MP-2015	RP-2014 White Collar Head Count Table, Scale MP-2014
Average future work life expectancy (years)		
– Retiree health and welfare	9.54	N/A
– Long-term disability	11.90	N/A

* Bond Buyer 20-year General Obligation Municipal Bond Index as of the last publication of the measurement period

** Based on the University's study of mortality experience from 2010-2014

A one-percentage point change in the discount rate and assumed health care cost trend rates would have the following impact on the liability for postemployment benefits obligations at June 30, 2017 (in thousands):

	1% Decrease	1% Increase
Discount Rate:		
Retiree health and welfare	\$ 672,064	\$ (516,547)
Long-term disability	\$ 9,360	\$ (8,600)
Health Care Trend Rate:		
Retiree health and welfare	\$ (570,224)	\$ 776,594
Long-term disability	\$ (9,402)	\$ 9,661

UNIVERSITY OF MICHIGAN

Notes to Consolidated Financial Statements--Continued

Note 10--Postemployment Benefits--Continued

The components of postemployment benefits expense for the year ended June 30, 2017 are summarized as follows (in thousands):

	Retiree Health and Welfare	Long-term Disability	Total
Service cost	\$ 97,193	\$ 24,880	\$ 122,073
Interest cost	99,036	9,525	108,561
Amortization of deferred outflows	26,139	1,656	27,795
	<u>\$ 222,368</u>	<u>\$ 36,061</u>	<u>\$ 258,429</u>

Deferred outflows related to postemployment benefits obligations at June 30, 2017 are summarized as follows (in thousands):

Changes in assumptions	\$ 228,534
Difference between expected and actual plan experience	<u>12,740</u>
	241,274
Benefit payments made after measurement date	<u>77,374</u>
	<u>\$ 318,648</u>

Deferred outflows related to changes in assumptions and the difference between expected and actual plan experience will be amortized into expense in the following years ended June 30 based upon the average future work life expectancy of plan participants (in thousands):

2018	\$ 27,795
2019	27,795
2020	27,795
2021	27,795
2022	27,795
2023 and beyond	<u>102,299</u>
	<u>\$ 241,274</u>

UNIVERSITY OF MICHIGAN

Notes to Consolidated Financial Statements--Continued

Note 11--Retirement Plan

The University has a defined contribution retirement plan for all qualified employees through the Teachers Insurance and Annuity Association - College Retirement Equities Fund ("TIAA-CREF") and Fidelity Management Trust Company ("FMTC") mutual funds. All regular and supplemental instructional and primary staff are eligible to participate in the plan based upon age and service requirements. Participants maintain individual contracts with TIAA-CREF, or accounts with FMTC, and are fully vested.

For payroll covered under the plan, eligible employees generally contribute 5 percent of their pay and the University generally contributes 10 percent of employees' pay to the plan, while certain employees of the University's health system generally contribute 4.5 percent of their pay, with the University contributing 9 percent of those employees' pay to the plan. The University contribution commences after an employee has completed one year of employment. Participants may elect to contribute additional amounts to the plans within specified limits that are not matched by University contributions. Contributions and covered payroll under the plan (excluding participants' additional contributions) for the year ended June 30, 2017 are summarized as follows (in thousands):

University contributions	\$ 271,669
Employee contributions	\$ 142,539
Payroll covered under plan	\$ 3,568,918
Total payroll	\$ 3,727,646

UNIVERSITY OF MICHIGAN

Notes to Consolidated Financial Statements--Continued

Note 12--Net Position

The composition of net position at June 30, 2017 is summarized as follows (in thousands):

Net investment in capital assets	\$ 3,735,130
Restricted:	
Nonexpendable:	
Permanent endowment corpus	1,966,541
Expendable:	
Net appreciation of permanent endowments	1,828,744
Funds functioning as endowment	2,126,286
Restricted for operations and other	698,953
Unrestricted	3,071,403
	<u>\$ 13,427,057</u>

Unrestricted net position, as defined by GASB, is not subject to externally imposed stipulations; however, it is subject to internal restrictions. For example, unrestricted net position may be designated for specific purposes by action of management or the Board of Regents. At June 30, 2017, substantially all of the unrestricted net position has been designated for various academic programs, research initiatives and capital projects.

Note 13--Federal Direct Lending Program

The University distributed \$291,964,000 during the year ended June 30, 2017, for student loans through the U.S. Department of Education ("DoED") federal direct lending program. These distributions and related funding sources are not included as expenses and revenues in the accompanying financial statements. The statement of net position includes a receivable of \$2,429,000 at June 30, 2017, for DoED funding received subsequent to distribution.

UNIVERSITY OF MICHIGAN

Notes to Consolidated Financial Statements--Continued

Note 14--Commitments and Contingencies

Authorized expenditures for construction and other projects unexpended as of June 30, 2017 were \$901,039,000. Of these expenditures, the University expects that \$796,450,000 will be funded by internal sources, gifts, grants and future borrowings, \$6,134,000 by the State Building Authority and the remaining \$98,455,000 will be funded using unexpended bond proceeds.

Under the terms of various limited partnership agreements approved by the Board of Regents or by University officers, the University is obligated to make periodic payments for advance commitments to venture capital, private equity, real estate, natural resources and absolute return strategies. As of June 30, 2017, the University had committed, but not paid, a total of \$4,766,977,000 in funding for these alternative investments. Based on historical capital calls and discussions with those managing the limited partnerships, outstanding commitments for such investments are anticipated to be paid in the following years ended June 30 (in thousands):

2018	\$ 1,645,335
2019	1,124,702
2020	774,249
2021	444,811
2022	298,685
2023 and beyond	479,195
	<u>\$ 4,766,977</u>

These commitments are generally able to be called prior to an agreed commitment expiration date and therefore may occur earlier or later than estimated.

The University has entered into capital and operating leases for certain space and equipment, which expire at various dates through 2039. Outstanding commitments for these leases are expected to be paid in the following years ended June 30 (in thousands):

	Capital	Operating
2018	\$ 10,718	\$ 45,271
2019	11,175	40,092
2020	10,589	37,319
2021	10,053	31,898
2022	10,211	28,343
2023-2027	46,267	84,848
2028-2032	47,139	8,300
2033-2037	32,022	88
2038-2039	6,624	
	<u>184,798</u>	<u>\$ 276,159</u>
Less amount representing interest	87,538	
Present value of minimum lease payments	<u>\$ 97,260</u>	

UNIVERSITY OF MICHIGAN

Notes to Consolidated Financial Statements--Continued

Note 14--Commitments and Contingencies--Continued

Operating lease expenses totaled \$50,409,000 in 2017.

Substantial amounts are received and expended by the University under federal and state programs and are subject to audit by cognizant governmental agencies. This funding relates to research, student aid, patient care and other programs. The University believes that any liabilities arising from such audits will not have a material effect on its financial position.

The University is a party to various pending legal actions and other claims in the normal course of business, and is of the opinion that the outcome of these proceedings will not have a material adverse effect on its financial position.

Note 15--Operating Expenses by Function

Operating expenses by functional classification for the year ended June 30, 2017 are summarized as follows (in thousands):

	Compensation and Benefits	Supplies and Services	Depreciation	Scholarships and Fellowships	Total
Instruction	\$ 939,548	\$ 160,206			\$ 1,099,754
Research	538,613	264,980			803,593
Public service	120,755	67,010			187,765
Academic support	237,819	60,278			298,097
Student services	87,885	24,075			111,960
Institutional support	181,106	55,556			236,662
Operations and maintenance of plant	40,575	275,789			316,364
Auxiliary enterprises	2,918,121	1,256,124			4,174,245
Depreciation			\$ 537,670		537,670
Scholarships and fellowships				\$ 143,932	143,932
	\$ 5,064,422	\$ 2,164,018	\$ 537,670	\$ 143,932	\$ 7,910,042

UNIVERSITY OF MICHIGAN

Notes to Consolidated Financial Statements--Continued

Note 16--UM Health

Condensed financial information for UM Health, a blended component unit, before the elimination of certain intra-University transactions, as of and for the year ended June 30, 2017 is as follows (in thousands):

Condensed Statement of Net Position

Assets:	
Current assets	\$ 142,403
Noncurrent assets	258,190
Total assets	<u>400,593</u>
Deferred outflows	7,851
Total assets and deferred outflows	<u>\$ 408,444</u>
Liabilities:	
Current liabilities	\$ 56,449
Noncurrent liabilities	229,256
Total liabilities	<u>285,705</u>
Deferred inflows	<u>20,258</u>
Net position:	
Net investment in capital assets	18,691
Restricted:	
Nonexpendable	177
Expendable	11,569
Unrestricted	72,044
Total net position	<u>102,481</u>
Total liabilities, deferred inflows and net position	<u>\$ 408,444</u>

Condensed Statement of Revenues, Expenses and Changes in Net Position

Operating revenues	\$ 377,202
Operating expenses other than depreciation expense	367,561
Depreciation expense	20,952
Operating loss	(11,311)
Nonoperating expenses, net	(9,512)
Other expenses, net	(1,974)
Net expenses before transfers	(22,797)
Transfers from other University units	45,000
Increase in net assets	22,203
Net position, beginning of year	80,278
Net position, end of year	<u>\$ 102,481</u>

Condensed Statement of Cash Flows

Net cash provided by operating activities	\$ 16,916
Net cash provided by noncapital financing activities	38,113
Net cash used in capital and related financing activities	(63,550)
Net cash used in investing activities	(529)
Net decrease in cash and cash equivalents	(9,050)
Cash and cash equivalents, beginning of year	53,773
Cash and cash equivalents, end of year	<u>\$ 44,723</u>

UNIVERSITY OF MICHIGAN

Required Supplementary Information (Unaudited)

Pension Plan

Changes in the net pension liability for the year ended June 30, 2017 are summarized as follows (in thousands):

	Total Pension Liability	Plan Fiduciary Net Position	Net Pension Liability
Balance, beginning of year	\$ 96,414	\$ 67,236	\$ 29,178
Interest cost	4,482		4,482
Changes in assumptions	(24,906)		(24,906)
Differences between expected and actual plan experience	2,067		2,067
Benefit payments	(4,089)	(4,089)	-
Contributions from the employer		2,903	(2,903)
Net investment income:			
Expected investment earnings		3,166	(3,166)
Difference between expected and actual earnings		1,316	(1,316)
Balance, end of year	\$ 73,968	\$ 70,532	\$ 3,436

The plan fiduciary net position as a percentage of the total pension liability was 95 percent and 70 percent at June 30, 2017 and July 1, 2016, respectively.

UNIVERSITY OF MICHIGAN

Required Supplementary Information (Unaudited)--Continued

Pension Plan--Continued

Employer contributions in relation to actuarially determined contributions for the year ended June 30, 2017 are as follows (in thousands):

Employer contributions*	\$ 2,171
Actuarially determined contributions	<u>1,754</u>
Excess contributions	<u>\$ 417</u>

* Reflects no employer contributions after April 30, 2017

Significant methods and assumptions used to calculate the actuarially determined contributions are as follows:

Actuarially determined contributions	The plan is subject to funding requirements under the provisions of ERISA and the Pension Protection Act of 2006 (including MAP-21). The actuarially determined contributions represent the IRC Section 430 minimum required contributions.
Contributions in relation to actuarially determined contributions	Under IRC Section 430, the due date to pay minimum required contributions for the plan year is generally 8 ½ months after the end of the plan year. For the plan year ended September 30, 2016, contributions are due by June 15, 2017.
Actuarial cost method	Unit Credit method
Asset valuation method	24-month smoothed value of assets
Interest rate	First segment rate: 4.43%; Second segment rate: 5.91%; Third segment rate: 6.65%; Effective rate: 6.13%
Mortality	Prescribed by the Secretary of Treasury and described in Treasury regulation 1.430(h)(3)-1. Based on the RP-2000 sex distinct table that reflects projected mortality improvements 15 years into the future from the valuation date for non annuitants and 7 years into the future for annuitants.

UNIVERSITY OF MICHIGAN

Required Supplementary Information (Unaudited)--Continued

Postemployment Benefits

The historical reconciliation of the total reported liability for postemployment benefits obligations for the year ended June 30, 2017 is summarized as follows (amounts in thousands):

Service cost	\$ 122,073
Interest cost	108,561
Changes in assumptions	255,041
Differences between expected and actual plan experience	14,028
Benefit payments	<u>(72,302)</u>
Net changes	<u>\$ 427,401</u>
Total liability, beginning of year	\$ 2,770,926
Total liability, ending of year	\$ 3,198,327
Covered employee payroll	\$ 3,568,918
Total liability as a percentage of covered employee payroll	90%

Discount rates used in determining the total reported liability for postemployment benefits obligations were 2.85 percent and 3.80 percent at June 30 2017 and 2016, respectively.

University of Michigan
Schedule of Expenditures of Federal Awards
For the Year Ended June 30, 2017

Cluster Title/Federal Grantor/Program	Type	Pass-Through Grantor	Award Identifier	CFDA Number	CFDA Program Title	Federal Expenditures	Pass-Through
STUDENT FINANCIAL ASSISTANCE CLUSTER							
Education, Department of	Direct			84.007	Federal Supplemental Educational Opportunity Grant	\$ 677,115	\$ -
Education, Department of	Direct			84.033	Federal Work-Study Program	\$ 5,361,165	\$ -
Education, Department of	Direct			84.038	Federal Perkins Loan Program Federal Capital Contributions - Balance Outstanding at Beginning of Year	\$ 69,529,130	\$ -
Education, Department of	Direct			84.038	Federal Perkins Loan Program Federal Capital Contributions - New Loans	11,278,467	-
Education, Department of	Direct			84.038	Federal Perkins Loan Program Federal Capital Contributions - Administrative Cost Allowance	663,399	-
Education, Department of	Direct			84.063	Federal Pell Grant Program	\$ 81,470,996	\$ -
Education, Department of	Direct			84.268	William D. Ford Federal Direct Loan Program	\$ 43,873,993	\$ -
Education, Department of	Direct			84.379	Teacher Education Assistance for College and Higher Education Grants (TEACH Grants)	\$ 291,963,727	\$ -
		Total Education, Department of				\$ 52,646	\$ -
						\$ 423,399,642	\$ -
Health and Human Services, Department of	Direct			93.264	Nurse Faculty Loan Program (NFLP) - Balance Outstanding at Beginning of Year	\$ 3,196,555	\$ -
Health and Human Services, Department of	Direct			93.264	Nurse Faculty Loan Program (NFLP) - New Loans	920,881	-
						\$ 4,117,436	\$ -
Health and Human Services, Department of	Direct			93.342	Health Professions Student Loans, Including Primary Care Loans/Loans for Disadvantaged Students - Balance Outstanding at Beginning of Year	\$ 10,815,038	\$ -
Health and Human Services, Department of	Direct			93.342	Health Professions Student Loans, Including Primary Care Loans/Loans for Disadvantaged Students - New Loans	1,825,120	-
						\$ 12,640,158	\$ -
Health and Human Services, Department of	Direct			93.364	Nursing Student Loans - Balance Outstanding at Beginning of Year	\$ 1,811,661	\$ -
Health and Human Services, Department of	Direct			93.364	Nursing Student Loans - New Loans	313,554	-
						\$ 2,125,215	\$ -
Health and Human Services, Department of	Direct			93.925	Scholarships for Health Professions Students from Disadvantaged Backgrounds - Balance Outstanding at Beginning of Year	\$ 4,291,102	\$ -
Health and Human Services, Department of	Direct			93.925	Scholarships for Health Professions Students from Disadvantaged Backgrounds - New Loans	653,807	-
		Total Health and Human Services, Department of				\$ 4,944,909	\$ -
						\$ 23,827,718	\$ -
		Total student financial assistance cluster				\$ 447,227,360	\$ -
HIGHWAY PLANNING AND CONSTRUCTION CLUSTER							
Transportation, Department of	Pass-Through	Michigan, State of, Transportation, Department of	2014-0006/Job 122203	20.205	Highway Planning and Construction	\$ 46,402	\$ -
Transportation, Department of	Pass-Through	Michigan, State of, Transportation, Department of	2014-0020	20.205	Highway Planning and Construction	(1,724)	-
Transportation, Department of	Pass-Through	Michigan, State of, Transportation, Department of	2016-0001	20.205	Highway Planning and Construction	87,486	-
Transportation, Department of	Pass-Through	South Dakota, State of	311322	20.205	Highway Planning and Construction	1,213	-
Transportation, Department of	Pass-Through	University of Minnesota	A004322001	20.205	Highway Planning and Construction	130,193	-
		Total highway planning and construction cluster				\$ 263,570	\$ -
HIGHWAY SAFETY CLUSTER							
Transportation, Department of	Pass-Through	Michigan, State of, Other Projects	TR-17-05	20.600	State and Community Highway Safety	\$ 30,585	\$ -
Transportation, Department of	Pass-Through	Michigan, State of, State Police	TR-16-01	20.600	State and Community Highway Safety	139,189	-
						\$ 169,774	\$ -
Transportation, Department of	Pass-Through	Michigan, State of, State Police	OP-16-04	20.616	National Priority Safety Programs	\$ 36,684	\$ -
Transportation, Department of	Pass-Through	Michigan, State of, State Police	TR-16-01	20.616	National Priority Safety Programs	34,797	-
Transportation, Department of	Pass-Through	Michigan, State of, State Police	TR-17-01	20.616	National Priority Safety Programs	468,738	-
						\$ 540,219	\$ -
		Total highway safety cluster				\$ 709,993	\$ -
AGING CLUSTER							
Health and Human Services, Department of	Pass-Through	Washtenaw, County of	CR 45755	93.045	Special Programs for the Aging, Title III, Part C, Nutrition Services	\$ 7,749	\$ -
Health and Human Services, Department of	Pass-Through	Washtenaw, County of-Health Department	Agreement	93.045	Special Programs for the Aging, Title III, Part C, Nutrition Services	2,269	-
		Total aging cluster				\$ 10,018	\$ -
CCDF CLUSTER							
Health and Human Services, Department of	Pass-Through	Columbia University	1 (GG008358-04)	93.575	Child Care and Development Block Grant	\$ 241,506	\$ -
Health and Human Services, Department of	Pass-Through	Columbia University	1(GG008358-05)	93.575	Child Care and Development Block Grant	552,186	-
		Total CCDF cluster				\$ 793,692	\$ -
MEDICAID CLUSTER							
Health and Human Services, Department of	Pass-Through	Michigan, State of, Health and Human Services, Department of	20151579	93.778	Medical Assistance Program	\$ (4)	\$ -

University of Michigan
Schedule of Expenditures of Federal Awards
For the Year Ended June 30, 2017

Cluster Title/Federal Grantor/Program	Type	Pass-Through Grantor	Award Identifier	CFDA Number	CFDA Program Title	Federal Expenditures	Pass-Through
Health and Human Services, Department of	Pass-Through	Michigan, State of, Health and Human Services, Department of	20151597	93.778	Medical Assistance Program	75	-
Health and Human Services, Department of	Pass-Through	Michigan, State of, Health and Human Services, Department of	20161080	93.778	Medical Assistance Program	1,294	-
Health and Human Services, Department of	Pass-Through	Michigan, State of, Health and Human Services, Department of	20161082	93.778	Medical Assistance Program	82,341	61,717
Health and Human Services, Department of	Pass-Through	Michigan, State of, Health and Human Services, Department of	20161091	93.778	Medical Assistance Program	433,888	5,281
Health and Human Services, Department of	Pass-Through	Michigan, State of, Health and Human Services, Department of	20161093	93.778	Medical Assistance Program	21,102	-
Health and Human Services, Department of	Pass-Through	Michigan, State of, Health and Human Services, Department of	20161094	93.778	Medical Assistance Program	342,709	-
Health and Human Services, Department of	Pass-Through	Michigan, State of, Health and Human Services, Department of	20161095	93.778	Medical Assistance Program	90,200	-
Health and Human Services, Department of	Pass-Through	Michigan, State of, Health and Human Services, Department of	20161098	93.778	Medical Assistance Program	96,807	-
Health and Human Services, Department of	Pass-Through	Michigan, State of, Health and Human Services, Department of	20161116	93.778	Medical Assistance Program	416,901	143,216
Health and Human Services, Department of	Pass-Through	Michigan, State of, Health and Human Services, Department of	20161121	93.778	Medical Assistance Program	6,286	-
Health and Human Services, Department of	Pass-Through	Michigan, State of, Health and Human Services, Department of	20161125	93.778	Medical Assistance Program	38,792	-
Health and Human Services, Department of	Pass-Through	Michigan, State of, Health and Human Services, Department of	20161127	93.778	Medical Assistance Program	92,872	-
Health and Human Services, Department of	Pass-Through	Michigan, State of, Health and Human Services, Department of	20161128	93.778	Medical Assistance Program	34,941	-
Health and Human Services, Department of	Pass-Through	Michigan, State of, Health and Human Services, Department of	20161130	93.778	Medical Assistance Program	64,038	-
Health and Human Services, Department of	Pass-Through	Michigan, State of, Health and Human Services, Department of	20161132	93.778	Medical Assistance Program	7,398	-
Health and Human Services, Department of	Pass-Through	Michigan, State of, Health and Human Services, Department of	20162210	93.778	Medical Assistance Program	57,737	-
Health and Human Services, Department of	Pass-Through	Michigan, State of, Health and Human Services, Department of	20161070-00	93.778	Medical Assistance Program	6,925	-
Health and Human Services, Department of	Pass-Through	Michigan, State of, Health and Human Services, Department of	20161070-05	93.778	Medical Assistance Program	3,989	-
Health and Human Services, Department of	Pass-Through	Michigan, State of, Health and Human Services, Department of	20161092-00	93.778	Medical Assistance Program	57,770	16,378
Health and Human Services, Department of	Pass-Through	Michigan, State of, Health and Human Services, Department of	20162211-00	93.778	Medical Assistance Program	15,061	6,866
Health and Human Services, Department of	Pass-Through	Michigan, State of, Health and Human Services, Department of	E20170679-00	93.778	Medical Assistance Program	51,939	-
Health and Human Services, Department of	Pass-Through	Michigan, State of, Health and Human Services, Department of	E20170681-003	93.778	Medical Assistance Program	6,161	-
Health and Human Services, Department of	Pass-Through	Michigan, State of, Health and Human Services, Department of	E20171067-002	93.778	Medical Assistance Program	123,074	-
Health and Human Services, Department of	Pass-Through	Michigan, State of, Health and Human Services, Department of	E20171073-001	93.778	Medical Assistance Program	164,315	-
Health and Human Services, Department of	Pass-Through	Michigan, State of, Health and Human Services, Department of	E20171182-00	93.778	Medical Assistance Program	108,053	-
Health and Human Services, Department of	Pass-Through	Michigan, State of, Health and Human Services, Department of	E20171303-001	93.778	Medical Assistance Program	1,115,843	-
Health and Human Services, Department of	Pass-Through	Michigan, State of, Health and Human Services, Department of	E20171319-00	93.778	Medical Assistance Program	410,343	-
Health and Human Services, Department of	Pass-Through	Michigan, State of, Health and Human Services, Department of	E20171465-00	93.778	Medical Assistance Program	63,277	-
Health and Human Services, Department of	Pass-Through	Michigan, State of, Health and Human Services, Department of	E20171469-00	93.778	Medical Assistance Program	44,759	-
Health and Human Services, Department of	Pass-Through	Michigan, State of, Health and Human Services, Department of	E20171470-00	93.778	Medical Assistance Program	417,836	-
Health and Human Services, Department of	Pass-Through	Michigan, State of, Health and Human Services, Department of	E20171475-00	93.778	Medical Assistance Program	321,746	-
Health and Human Services, Department of	Pass-Through	Michigan, State of, Health and Human Services, Department of	E20172061-00	93.778	Medical Assistance Program	181,330	19,563
Health and Human Services, Department of	Pass-Through	Michigan, State of, Health and Human Services, Department of	E20172064-00	93.778	Medical Assistance Program	95,409	-
Health and Human Services, Department of	Pass-Through	Michigan, State of, Health and Human Services, Department of	E20172067-00	93.778	Medical Assistance Program	39,291	-
Health and Human Services, Department of	Pass-Through	Michigan, State of, Health and Human Services, Department of	E20172068-00	93.778	Medical Assistance Program	170,469	-
Health and Human Services, Department of	Pass-Through	Michigan, State of, Health and Human Services, Department of	E20172070-00	93.778	Medical Assistance Program	108,890	-
Health and Human Services, Department of	Pass-Through	Michigan, State of, Health and Human Services, Department of	E20172449-00	93.778	Medical Assistance Program	493,469	-
Health and Human Services, Department of	Pass-Through	Michigan, State of, Health and Human Services, Department of	E20172450-00	93.778	Medical Assistance Program	114,656	-
Health and Human Services, Department of	Pass-Through	Michigan, State of, Health and Human Services, Department of	E20172517-00	93.778	Medical Assistance Program	6,910	-
Health and Human Services, Department of	Pass-Through	Michigan, State of, Health and Human Services, Department of	E20172518-00	93.778	Medical Assistance Program	543,886	-
Health and Human Services, Department of	Pass-Through	Michigan, State of, Health and Human Services, Department of	E20172628-00	93.778	Medical Assistance Program	73,248	-
Health and Human Services, Department of	Pass-Through	Michigan, State of, Health and Human Services, Department of	E20172790-00	93.778	Medical Assistance Program	44,156	-
Total medicaid cluster						\$ 6,570,182	\$ 253,021
RESEARCH AND DEVELOPMENT CLUSTER							
Institute of Museum and Library Services	Direct		MA-30-15-0257-15	45.301	Museums for America	\$ 10,209	\$ -
Institute of Museum and Library Services	Direct		MA-30-15-0324-15	45.301	Museums for America	82,419	-
Institute of Museum and Library Services	Direct		MA-30-16-0527-16	45.301	Museums for America	18,739	-
						\$ 111,367	\$ -
Institute of Museum and Library Services	Direct		LG-05-14-0042-14	45.312	National Leadership Grants	\$ 51,790	\$ -
Institute of Museum and Library Services	Direct		LG-06-14-0122-14	45.312	National Leadership Grants	91,762	-
Institute of Museum and Library Services	Pass-Through	Arizona State University	17-092	45.312	National Leadership Grants	10,840	-
Institute of Museum and Library Services	Pass-Through	Oregon State University	X0159A-E	45.312	National Leadership Grants	3,638	-
Institute of Museum and Library Services	Pass-Through	Purdue University	4112-64403	45.312	National Leadership Grants	575	-
						\$ 158,605	\$ -
Institute of Museum and Library Services	Direct		RE-00-15-0113-15	45.313	Laura Bush 21st Century Librarian Program	\$ 108,258	\$ -
Institute of Museum and Library Services	Direct		RE-01-15-0086-15	45.313	Laura Bush 21st Century Librarian Program	117,060	-
Institute of Museum and Library Services	Direct		RE-05-15-0021-15	45.313	Laura Bush 21st Century Librarian Program	118,716	-
						\$ 344,034	\$ -
Institute of Museum and Library Services	Pass-Through	Chicago Zoological Society	Agreement	45.RD		\$ 35,250	\$ -
Total Institute of Museum and Library Services						\$ 649,256	\$ -
						Promotion of the Arts Grants to Organizations and	
National Endowment for the Arts	Direct		16-4400-7094	45.024	Individuals	\$ 18,083	\$ -
National Endowment for the Arts	Pass-Through	Michigan, State of, Council for Arts and Cultural Affairs	16OP3195PS	45.025	Promotion of the Arts Partnership Agreements	\$ 5,472	\$ -
National Endowment for the Arts	Pass-Through	Michigan, State of, Council for Arts and Cultural Affairs	16OP3207PS	45.025	Promotion of the Arts Partnership Agreements	15,000	-
National Endowment for the Arts	Pass-Through	Michigan, State of, Council for Arts and Cultural Affairs	16OP3328PS	45.025	Promotion of the Arts Partnership Agreements	8,445	-
National Endowment for the Arts	Pass-Through	Michigan, State of, Council for Arts and Cultural Affairs	17PS3685ED	45.025	Promotion of the Arts Partnership Agreements	1,675	-
National Endowment for the Arts	Pass-Through	Michigan, State of, Council for Arts and Cultural Affairs	17PS3687AC	45.025	Promotion of the Arts Partnership Agreements	12,600	-
						\$ 43,192	\$ -
Total National Endowment for the Arts						\$ 61,275	\$ -
National Endowment for the Humanities	Direct		CH-51140-14	45.130	Promotion of the Humanities Challenge Grants	\$ 152,777	\$ -
						Promotion of the Humanities Division of Preservation and	
National Endowment for the Humanities	Direct		PW-234665-16	45.149	Access	\$ 28,730	\$ -
						Promotion of the Humanities Division of Preservation and	
National Endowment for the Humanities	Direct		PW-234705-16	45.149	Access	158,891	-

University of Michigan
Schedule of Expenditures of Federal Awards
For the Year Ended June 30, 2017

Cluster Title/Federal Grantor/Program	Type	Pass-Through Grantor	Award Identifier	CFDA Number	CFDA Program Title	Federal Expenditures	Pass-Through
National Endowment for the Humanities	Direct		PW-234763-16	45.149	Promotion of the Humanities Division of Preservation and Access	201,209	-
National Endowment for the Humanities	Direct		FA-232828	45.160	Promotion of the Humanities Fellowships and Stipends	\$ 388,830	\$ -
National Endowment for the Humanities	Direct		FA-232894-16	45.160	Promotion of the Humanities Fellowships and Stipends	\$ 113,318	\$ -
						\$ 94,759	-
						\$ 208,077	\$ -
National Endowment for the Humanities	Direct		RZ-249792-16	45.161	Promotion of the Humanities Research	\$ 89,569	\$ -
National Endowment for the Humanities	Pass-Through	American Musicological Society	Award Letter Dated 11/12/14	45.161	Promotion of the Humanities Research	69,388	-
						\$ 158,957	\$ -
National Endowment for the Humanities	Direct		EH-250823-16	45.163	Promotion of the Humanities Professional Development	\$ 5,842	\$ -
			Total National Endowment for the Humanities			\$ 914,483	\$ -
Agriculture, Department of	Direct		2015-32100-06099	10.202	Cooperative Forestry Research	\$ 35,149	\$ -
Agriculture, Department of	Direct		2016-32100-06099	10.202	Cooperative Forestry Research	169,994	-
						\$ 205,143	\$ -
Agriculture, Department of	Direct		2016-70003-24838	10.217	Higher Education - Institution Challenge Grants Program	\$ 63,118	\$ -
					Agricultural and Rural Economic Research, Cooperative		
Agriculture, Department of	Pass-Through	University of Nebraska-Lincoln	26-6224-0160-002	10.250	Agreements and Collaborations	\$ 16,196	\$ -
Agriculture, Department of	Direct		58-5000-3-0065	10.253	Consumer Data and Nutrition Research	\$ 44,726	\$ -
Agriculture, Department of	Direct		59-5000-5-0008	10.253	Consumer Data and Nutrition Research	58,232	-
						\$ 102,958	\$ -
Agriculture, Department of	Direct		2011-68001-30089	10.310	Agriculture and Food Research Initiative (AFRI)	\$ 569,931	\$ 104,117
Agriculture, Department of	Direct		2012-67013-21874	10.310	Agriculture and Food Research Initiative (AFRI)	54,216	4,797
Agriculture, Department of	Direct		2012-68004-20028	10.310	Agriculture and Food Research Initiative (AFRI)	811,806	139,631
Agriculture, Department of	Direct		2015-67013-22953	10.310	Agriculture and Food Research Initiative (AFRI)	92,417	-
Agriculture, Department of	Direct		2016-67011-24725	10.310	Agriculture and Food Research Initiative (AFRI)	42,169	-
Agriculture, Department of	Direct		2016-67030-24892	10.310	Agriculture and Food Research Initiative (AFRI)	26,327	-
Agriculture, Department of	Pass-Through	Michigan State University	RC104749B	10.310	Agriculture and Food Research Initiative (AFRI)	297,927	-
Agriculture, Department of	Pass-Through	Temple University	242673-Umich	10.310	Agriculture and Food Research Initiative (AFRI)	24,773	-
Agriculture, Department of	Pass-Through	University of Buffalo	R996610	10.310	Agriculture and Food Research Initiative (AFRI)	59,399	-
Agriculture, Department of	Pass-Through	University of Wisconsin	460K795	10.310	Agriculture and Food Research Initiative (AFRI)	224,008	-
						\$ 2,202,973	\$ 248,545
Agriculture, Department of	Direct		13-CR-11242306-077	10.652	Forestry Research	\$ 43,574	\$ -
Agriculture, Department of	Direct		2014-JV-11261975-073	10.652	Forestry Research	11,079	-
Agriculture, Department of	Pass-Through	Syracuse University	27270-03951-S01	10.652	Forestry Research	26,746	-
						\$ 81,399	\$ -
Agriculture, Department of	Pass-Through	University of Florida, The	UFDSP00011036/Prime 00119996	10.675	Urban and Community Forestry Program	\$ 66,383	\$ -
Agriculture, Department of	Direct		16-JV-11221636-174	10.701	Stewardship Agreements	\$ 300	\$ -
Agriculture, Department of	Direct		58-3AEU-2-0092	10.950	Agricultural Statistics Reports	\$ 2,774	\$ -
Agriculture, Department of	Direct		14-8130-0466-CA	10.RD	(36)	\$ -	-
Agriculture, Department of	Direct		15-7415-0975-CA	10.RD		13,518	-
Agriculture, Department of	Direct		15-JV-11242309-073	10.RD		21,382	-
Agriculture, Department of	Direct		16-CR-11242306-071	10.RD		15,852	-
			Total Agriculture, Department of			\$ 50,716	\$ -
						\$ 2,791,960	\$ 248,545
Commerce, Department of	Pass-Through	Consortium for Ocean Leadership	SA# 17-04	11.008	NOAA Mission-Related Education Awards	\$ 8,966	\$ -
Commerce, Department of	Direct		NA140AR0110139	11.011	Ocean Exploration	\$ 106,647	\$ -
Commerce, Department of	Direct		NA140AR0110149	11.011	Ocean Exploration	145,456	-
Commerce, Department of	Direct		NA140AR0110265	11.011	Ocean Exploration	167,927	-
						\$ 420,030	\$ -
Commerce, Department of	Pass-Through	Great Lakes Observing System (GLOS)	IOOOS/Edu-02	11.012	Integrated Ocean Observing System (IOOS)	\$ (949)	\$ -
Commerce, Department of	Pass-Through	Great Lakes Observing System (GLOS)	NA16NOS0120025	11.012	Integrated Ocean Observing System (IOOS)	25,169	-
Commerce, Department of	Pass-Through	University of Maryland, The	CA 12-07 07-5-25684	11.012	Integrated Ocean Observing System (IOOS)	115,122	-
Commerce, Department of	Pass-Through	University of Maryland, The	SA7525796B	11.012	Integrated Ocean Observing System (IOOS)	84,705	-
						\$ 224,047	\$ -
Commerce, Department of	Direct		70NANB16H017	11.013	Education Quality Award Ambassadorship	\$ 78,281	\$ -
Commerce, Department of	Direct		ED16CHI3030032	11.303	Economic Development Technical Assistance	\$ 53,238	\$ -
Commerce, Department of	Direct		ED16HDQ3130040	11.313	Trade Adjustment Assistance for Firms	\$ 768,207	\$ -
Commerce, Department of	Direct		F99-26-07665-04	11.313	Trade Adjustment Assistance for Firms	(3,492)	-
						\$ 764,715	\$ -
Commerce, Department of	Direct		NA140AR4170070	11.417	Sea Grant Support	\$ 1,758,016	\$ 84,821
Commerce, Department of	Direct		NA150AR4170206	11.417	Sea Grant Support	74,760	-
Commerce, Department of	Direct		NA160AR4170031	11.417	Sea Grant Support	30,334	-
Commerce, Department of	Direct		NA160AR4170055	11.417	Sea Grant Support	25,940	-
Commerce, Department of	Direct		NA160AR4170060	11.417	Sea Grant Support	30,334	-
Commerce, Department of	Pass-Through	Ohio Sea Grant	60045748	11.417	Sea Grant Support	31,157	587
						\$ 1,950,541	\$ 85,408
Commerce, Department of	Direct		NA14NOS4190145	11.419	Coastal Zone Management Administration Awards	\$ 2,282,321	\$ 1,420,746
Commerce, Department of	Pass-Through	Land Information Access Association (LIAA)	Award Letter Dated 9/14/16	11.419	Coastal Zone Management Administration Awards	100,919	-
Commerce, Department of	Pass-Through	Michigan, State of, Environmental Quality, Department of	15-RIP-002	11.419	Coastal Zone Management Administration Awards	2,234	-
Commerce, Department of	Pass-Through	Michigan, State of, Environmental Quality, Department of	15-Water Levels-001	11.419	Coastal Zone Management Administration Awards	54,429	-
Commerce, Department of	Pass-Through	Michigan, State of, Environmental Quality, Department of	17-Resiliency Strategy-002	11.419	Coastal Zone Management Administration Awards	61,907	-
						\$ 2,501,810	\$ 1,420,746
Commerce, Department of	Direct		NA100AR4310213	11.431	Climate and Atmospheric Research	\$ 8,730	\$ -
Commerce, Department of	Direct		NA130AR4310096	11.431	Climate and Atmospheric Research	86,658	-
Commerce, Department of	Direct		NA130AR4310142	11.431	Climate and Atmospheric Research	20,310	20,177
Commerce, Department of	Direct		NA140AR4310269	11.431	Climate and Atmospheric Research	27,979	-

University of Michigan
Schedule of Expenditures of Federal Awards
For the Year Ended June 30, 2017

Cluster Title/Federal Grantor/Program	Type	Pass-Through Grantor	Award Identifier	CFDA Number	CFDA Program Title	Federal Expenditures	Pass-Through
Commerce, Department of	Direct		NA15OAR4310067	11.431	Climate and Atmospheric Research	35,381	-
Commerce, Department of	Direct		NA15OAR4310148	11.431	Climate and Atmospheric Research	308,981	48,653
						\$ 488,039	\$ 68,830
Commerce, Department of	Direct		NA12OAR4320071	11.432	National Oceanic and Atmospheric Administration (NOAA) Cooperative Institutes	\$ 3,619,597	\$ 307,955
Commerce, Department of	Direct		NA16OAR4590240	11.459	Weather and Air Quality Research	\$ 73,076	\$ -
					Center for Sponsored Coastal Ocean Research Coastal Ocean Program	\$ 86,861	\$ -
Commerce, Department of	Direct		NA16NOS4780209	11.478	Measurement and Engineering Research and Standards	\$ 11,193	\$ -
Commerce, Department of	Direct		70NANB14H252	11.609	Measurement and Engineering Research and Standards	37,976	-
Commerce, Department of	Direct		70NANB14H253	11.609	Measurement and Engineering Research and Standards	11,414	-
Commerce, Department of	Direct		70NANB14H320	11.609	Measurement and Engineering Research and Standards	210,732	-
Commerce, Department of	Direct		70NANB15H022	11.609	Measurement and Engineering Research and Standards	46,755	-
Commerce, Department of	Direct		70NANB15H305	11.609	Measurement and Engineering Research and Standards	91,456	-
Commerce, Department of	Direct		70NANB16H132	11.609	Measurement and Engineering Research and Standards	56,385	-
Commerce, Department of	Direct		70NANB16H205	11.609	Measurement and Engineering Research and Standards	31,936	-
Commerce, Department of	Direct		70NANB16H291	11.609	Measurement and Engineering Research and Standards	57,156	-
Commerce, Department of	Direct		70NANB16H307	11.609	Measurement and Engineering Research and Standards	(22,033)	-
Commerce, Department of	Pass-Through	University of Cincinnati	009332-002	11.609	Measurement and Engineering Research and Standards	\$ 532,970	\$ -
Commerce, Department of	Direct		70NANB16H267	11.620	Science, Technology, Business and/or Education Outreach	\$ 31,101	\$ -
Commerce, Department of	Direct		70NANB17H126	11.620	Science, Technology, Business and/or Education Outreach	8,741	-
						\$ 39,842	\$ -
Commerce, Department of	Direct		IPA Michael Elliott	11.RD		\$ 3,530	\$ -
Commerce, Department of	Direct		RA-133W-14-CN-0134	11.RD		191,148	-
Commerce, Department of	Pass-Through	University of Maryland, The	Z777101	11.RD		482,984	-
						\$ 677,662	\$ -
						\$ 11,519,675	\$ 1,882,939
			Total Commerce, Department of				
Defense, Department of	Pass-Through	BAE Systems	316095	12.114	Collaborative Research and Development	\$ 1,253,067	\$ -
Defense, Department of	Direct		FA8750-17-2-0125	12.300	Basic and Applied Scientific Research	\$ 70,833	\$ -
Defense, Department of	Direct		N00014-10-1-0561	12.300	Basic and Applied Scientific Research	(411)	(148)
Defense, Department of	Direct		N00014-11-1-0832	12.300	Basic and Applied Scientific Research	23,031	-
Defense, Department of	Direct		N00014-11-1-0833	12.300	Basic and Applied Scientific Research	(6,768)	-
Defense, Department of	Direct		N00014-11-1-0847	12.300	Basic and Applied Scientific Research	(1,196)	-
Defense, Department of	Direct		N00014-12-1-0013	12.300	Basic and Applied Scientific Research	561,934	81,856
Defense, Department of	Direct		N00014-12-1-0092	12.300	Basic and Applied Scientific Research	(4,817)	-
Defense, Department of	Direct		N00014-12-1-0230	12.300	Basic and Applied Scientific Research	134,783	-
Defense, Department of	Direct		N00014-12-1-0567	12.300	Basic and Applied Scientific Research	(814)	-
Defense, Department of	Direct		N00014-13-1-0071	12.300	Basic and Applied Scientific Research	204,801	-
Defense, Department of	Direct		N00014-13-1-0078	12.300	Basic and Applied Scientific Research	40,205	-
Defense, Department of	Direct		N00014-13-1-0217	12.300	Basic and Applied Scientific Research	639,747	-
Defense, Department of	Direct		N00014-13-1-0320	12.300	Basic and Applied Scientific Research	(27,685)	-
Defense, Department of	Direct		N00014-13-1-0383	12.300	Basic and Applied Scientific Research	(445)	-
Defense, Department of	Direct		N00014-13-1-0525	12.300	Basic and Applied Scientific Research	13,546	-
Defense, Department of	Direct		N00014-13-1-0558	12.300	Basic and Applied Scientific Research	20,620	41,500
Defense, Department of	Direct		N00014-13-1-0566	12.300	Basic and Applied Scientific Research	(40)	-
Defense, Department of	Direct		N00014-13-1-0759	12.300	Basic and Applied Scientific Research	(4,154)	-
Defense, Department of	Direct		N00014-13-1-0763	12.300	Basic and Applied Scientific Research	29,289	-
Defense, Department of	Direct		N00014-14-1-0315	12.300	Basic and Applied Scientific Research	153,528	-
Defense, Department of	Direct		N00014-14-1-0417	12.300	Basic and Applied Scientific Research	31,385	-
Defense, Department of	Direct		N00014-14-1-0523	12.300	Basic and Applied Scientific Research	30,395	-
Defense, Department of	Direct		N00014-14-1-0577	12.300	Basic and Applied Scientific Research	151,525	-
Defense, Department of	Direct		N00014-14-1-0596	12.300	Basic and Applied Scientific Research	275,649	-
Defense, Department of	Direct		N00014-14-1-0680	12.300	Basic and Applied Scientific Research	123,441	-
Defense, Department of	Direct		N00014-14-1-0712	12.300	Basic and Applied Scientific Research	554,814	-
Defense, Department of	Direct		N00014-15-1-2058	12.300	Basic and Applied Scientific Research	196,328	-
Defense, Department of	Direct		N00014-15-1-2113	12.300	Basic and Applied Scientific Research	2,850	-
Defense, Department of	Direct		N00014-15-1-2141	12.300	Basic and Applied Scientific Research	302,330	-
Defense, Department of	Direct		N00014-15-1-2156	12.300	Basic and Applied Scientific Research	482	-
Defense, Department of	Direct		N00014-15-1-2163	12.300	Basic and Applied Scientific Research	268,329	-
Defense, Department of	Direct		N00014-15-1-2224	12.300	Basic and Applied Scientific Research	459,810	-
Defense, Department of	Direct		N00014-15-1-2382	12.300	Basic and Applied Scientific Research	189,588	-
Defense, Department of	Direct		N00014-15-1-2390	12.300	Basic and Applied Scientific Research	105,434	-
Defense, Department of	Direct		N00014-15-1-2668	12.300	Basic and Applied Scientific Research	186,447	-
Defense, Department of	Direct		N00014-15-1-2691	12.300	Basic and Applied Scientific Research	46,389	-
Defense, Department of	Direct		N00014-15-1-2725	12.300	Basic and Applied Scientific Research	65,472	-
Defense, Department of	Direct		N00014-15-1-2752	12.300	Basic and Applied Scientific Research	207,801	185,506
Defense, Department of	Direct		N00014-15-1-2837	12.300	Basic and Applied Scientific Research	162,531	-
Defense, Department of	Direct		N00014-16-1-2032	12.300	Basic and Applied Scientific Research	155,182	-
Defense, Department of	Direct		N00014-16-1-2102	12.300	Basic and Applied Scientific Research	206,391	-
Defense, Department of	Direct		N00014-16-1-2239	12.300	Basic and Applied Scientific Research	762,933	650,143
Defense, Department of	Direct		N00014-16-1-2297	12.300	Basic and Applied Scientific Research	71,892	-
Defense, Department of	Direct		N00014-16-1-2353	12.300	Basic and Applied Scientific Research	221,537	-
Defense, Department of	Direct		N00014-16-1-2433	12.300	Basic and Applied Scientific Research	101,633	-
Defense, Department of	Direct		N00014-16-1-2560	12.300	Basic and Applied Scientific Research	231,449	-
Defense, Department of	Direct		N00014-16-1-2614	12.300	Basic and Applied Scientific Research	100,137	-
Defense, Department of	Direct		N00014-16-1-2672	12.300	Basic and Applied Scientific Research	307,127	-
Defense, Department of	Direct		N00014-16-1-2728	12.300	Basic and Applied Scientific Research	121,340	-

University of Michigan
Schedule of Expenditures of Federal Awards
For the Year Ended June 30, 2017

Cluster Title/Federal Grantor/Program	Type	Pass-Through Grantor	Award Identifier	CFDA Number	CFDA Program Title	Federal Expenditures	Pass-Through
Defense, Department of	Direct		N00014-16-1-2738	12.300	Basic and Applied Scientific Research	159,605	-
Defense, Department of	Direct		N00014-16-1-2862	12.300	Basic and Applied Scientific Research	246,290	-
Defense, Department of	Direct		N00014-16-1-2910	12.300	Basic and Applied Scientific Research	73,502	-
Defense, Department of	Direct		N00014-16-1-2928	12.300	Basic and Applied Scientific Research	69,115	-
Defense, Department of	Direct		N00014-16-1-2969	12.300	Basic and Applied Scientific Research	155,618	-
Defense, Department of	Direct		N00014-16-1-2971	12.300	Basic and Applied Scientific Research	108,002	-
Defense, Department of	Direct		N00014-16-1-2972	12.300	Basic and Applied Scientific Research	88,893	-
Defense, Department of	Direct		N00014-16-1-2975	12.300	Basic and Applied Scientific Research	40,864	-
Defense, Department of	Direct		N00014-16-1-2978	12.300	Basic and Applied Scientific Research	158,230	-
Defense, Department of	Direct		N00014-16-1-3108	12.300	Basic and Applied Scientific Research	25,383	-
Defense, Department of	Direct		N00014-16-1-3115	12.300	Basic and Applied Scientific Research	55,505	-
Defense, Department of	Direct		N00014-16-1-3204	12.300	Basic and Applied Scientific Research	188,650	-
Defense, Department of	Direct		N00014-17-1-2050	12.300	Basic and Applied Scientific Research	49,385	-
Defense, Department of	Direct		N00014-17-1-2211	12.300	Basic and Applied Scientific Research	17,561	-
Defense, Department of	Direct		N00014-17-1-2296	12.300	Basic and Applied Scientific Research	19,732	-
Defense, Department of	Direct		N00173-14-1-G904	12.300	Basic and Applied Scientific Research	75,227	-
Defense, Department of	Direct		N00173-14-1-G907	12.300	Basic and Applied Scientific Research	57,591	-
Defense, Department of	Pass-Through	American Lightweight Materials Manufacturing Innovation Institute	0002C-10	12.300	Basic and Applied Scientific Research	28,974	-
Defense, Department of	Pass-Through	American Lightweight Materials Manufacturing Innovation Institute	0003 LCA	12.300	Basic and Applied Scientific Research	156,693	-
Defense, Department of	Pass-Through	American Lightweight Materials Manufacturing Innovation Institute	0003C-6	12.300	Basic and Applied Scientific Research	107,208	-
Defense, Department of	Pass-Through	American Lightweight Materials Manufacturing Innovation Institute	0004A-4	12.300	Basic and Applied Scientific Research	425,599	-
Defense, Department of	Pass-Through	American Lightweight Materials Manufacturing Innovation Institute	0007A-4	12.300	Basic and Applied Scientific Research	343,929	-
Defense, Department of	Pass-Through	American Lightweight Materials Manufacturing Innovation Institute	Sub-award 0002-LIFT Core ICME	12.300	Basic and Applied Scientific Research	115,334	-
Defense, Department of	Pass-Through	American Lightweight Materials Manufacturing Innovation Institute	Subaward 0003B-3	12.300	Basic and Applied Scientific Research	303,432	-
Defense, Department of	Pass-Through	American Lightweight Materials Manufacturing Innovation Institute	Subaward 0005A-5	12.300	Basic and Applied Scientific Research	234,313	-
Defense, Department of	Pass-Through	American Lightweight Materials Manufacturing Innovation Institute	Sub-Award Agreement 0001	12.300	Basic and Applied Scientific Research	367,683	-
Defense, Department of	Pass-Through	American Lightweight Materials Manufacturing Innovation Institute	Subaward Agreement 0002B-9	12.300	Basic and Applied Scientific Research	89,299	-
Defense, Department of	Pass-Through	American Lightweight Materials Manufacturing Innovation Institute	Subaward Agreement 0003A-5	12.300	Basic and Applied Scientific Research	273,075	-
Defense, Department of	Pass-Through	Brown University	00001041	12.300	Basic and Applied Scientific Research	47,493	-
Defense, Department of	Pass-Through	Northwestern University	SP0026757-PROJ0007034	12.300	Basic and Applied Scientific Research	82,813	-
Defense, Department of	Pass-Through	Princeton University	SUB0000103	12.300	Basic and Applied Scientific Research	65,390	-
Defense, Department of	Pass-Through	Stanford University	60622292-114018	12.300	Basic and Applied Scientific Research	218,596	-
Defense, Department of	Pass-Through	Stanford University	61041259-115334 / Req. No. 378	12.300	Basic and Applied Scientific Research	22,248	-
Defense, Department of	Pass-Through	University of Maryland, The	22723-Z8847001	12.300	Basic and Applied Scientific Research	3,367	-
Defense, Department of	Pass-Through	University of Southern Mississippi	USM-GR05312-001	12.300	Basic and Applied Scientific Research	80,593	-
Defense, Department of	Pass-Through	University of St. Andrews	10395	12.300	Basic and Applied Scientific Research	12,362	-
Defense, Department of	Pass-Through	University of St. Andrews	14141	12.300	Basic and Applied Scientific Research	16,062	-
						\$ 12,070,224	\$ 958,857
Defense, Department of	Direct		HDTRA1-11-1-0019	12.351	Scientific Research - Combating Weapons of Mass Destruction	\$ 120,948	\$ -
Defense, Department of	Direct		HDTRA1-11-1-0050	12.351	Scientific Research - Combating Weapons of Mass Destruction	173,099	-
Defense, Department of	Direct		HDTRA1-12-1-0038	12.351	Scientific Research - Combating Weapons of Mass Destruction	208,429	97,558
Defense, Department of	Direct		HDTRA1-12-1-0039	12.351	Scientific Research - Combating Weapons of Mass Destruction	114,582	-
Defense, Department of	Direct		HDTRA1-13-1-0009	12.351	Scientific Research - Combating Weapons of Mass Destruction	88,968	-
Defense, Department of	Direct		HDTRA1-13-1-0013	12.351	Scientific Research - Combating Weapons of Mass Destruction	320,711	251,458
Defense, Department of	Direct		HDTRA1-15-1-0001	12.351	Scientific Research - Combating Weapons of Mass Destruction	124,230	-
Defense, Department of	Direct		HDTRA1-15-1-0045	12.351	Scientific Research - Combating Weapons of Mass Destruction	870,836	508,163
Defense, Department of	Direct		HDTRA1-15-1-0067	12.351	Scientific Research - Combating Weapons of Mass Destruction	501,393	47,136
Defense, Department of	Direct		HDTRA1-16-1-0004	12.351	Scientific Research - Combating Weapons of Mass Destruction	385,043	-
Defense, Department of	Pass-Through	Pennsylvania State University	5455-UM-DTRA-0037	12.351	Scientific Research - Combating Weapons of Mass Destruction	84,332	-
						\$ 2,992,571	\$ 904,315
Defense, Department of	Direct		W911NF-11-1-0251	12.360	Research on Chemical and Biological Defense	\$ 760,114	\$ 82,411
Defense, Department of	Direct		W81XWH-09-1-0520	12.420	Military Medical Research and Development	\$ 63,575	\$ -
Defense, Department of	Direct		W81XWH-11-1-0714	12.420	Military Medical Research and Development	332,246	-
Defense, Department of	Direct		W81XWH-12-1-0080	12.420	Military Medical Research and Development	433,719	-
Defense, Department of	Direct		W81XWH-12-1-0448	12.420	Military Medical Research and Development	53,760	-
Defense, Department of	Direct		W81XWH-12-1-0492	12.420	Military Medical Research and Development	165,513	-
Defense, Department of	Direct		W81XWH-12-1-0524	12.420	Military Medical Research and Development	71,145	-
Defense, Department of	Direct		W81XWH-12-1-0589	12.420	Military Medical Research and Development	63,109	35,938
Defense, Department of	Direct		W81XWH-12-1-0597	12.420	Military Medical Research and Development	133,251	-
Defense, Department of	Direct		W81XWH-12-2-0008	12.420	Military Medical Research and Development	(730)	-
Defense, Department of	Direct		W81XWH-12-2-0057	12.420	Military Medical Research and Development	565,979	-
Defense, Department of	Direct		W81XWH-13-1-0026	12.420	Military Medical Research and Development	3,978	-
Defense, Department of	Direct		W81XWH-13-1-0134	12.420	Military Medical Research and Development	258,472	-
Defense, Department of	Direct		W81XWH-13-1-0210	12.420	Military Medical Research and Development	96,350	-
Defense, Department of	Direct		W81XWH-13-1-0239	12.420	Military Medical Research and Development	56	-
Defense, Department of	Direct		W81XWH-13-1-0321	12.420	Military Medical Research and Development	(2,689)	-
Defense, Department of	Direct		W81XWH-13-1-0333	12.420	Military Medical Research and Development	128,838	-

University of Michigan
Schedule of Expenditures of Federal Awards
For the Year Ended June 30, 2017

Cluster Title/Federal Grantor/Program	Type	Pass-Through Grantor	Award Identifier	CFDA Number	CFDA Program Title	Federal Expenditures	Pass-Through
Defense, Department of	Direct		W81XWH-13-1-0334	12.420	Military Medical Research and Development	105,732	-
Defense, Department of	Direct		W81XWH-13-1-0371	12.420	Military Medical Research and Development	69,149	2,035
Defense, Department of	Direct		W81XWH-13-1-0377	12.420	Military Medical Research and Development	246,553	-
Defense, Department of	Direct		W81XWH-14-1-0005	12.420	Military Medical Research and Development	1,434,036	413,626
Defense, Department of	Direct		W81XWH-14-1-0166	12.420	Military Medical Research and Development	51,822	4,528
Defense, Department of	Direct		W81XWH-14-1-0172	12.420	Military Medical Research and Development	34,387	-
Defense, Department of	Direct		W81XWH-14-1-0187	12.420	Military Medical Research and Development	7,680	-
Defense, Department of	Direct		W81XWH-14-1-0287	12.420	Military Medical Research and Development	222,660	-
Defense, Department of	Direct		W81XWH-14-1-0292	12.420	Military Medical Research and Development	199,389	-
Defense, Department of	Direct		W81XWH-14-1-0362	12.420	Military Medical Research and Development	457,624	18,820
Defense, Department of	Direct		W81XWH-14-1-0466	12.420	Military Medical Research and Development	192,375	49,798
Defense, Department of	Direct		W81XWH-14-1-0555	12.420	Military Medical Research and Development	195,175	-
Defense, Department of	Direct		W81XWH-14-2-0126	12.420	Military Medical Research and Development	367,336	-
Defense, Department of	Direct		W81XWH-15-1-0019	12.420	Military Medical Research and Development	37,993	-
Defense, Department of	Direct		W81XWH-15-1-0020	12.420	Military Medical Research and Development	57,728	-
Defense, Department of	Direct		W81XWH-15-1-0062	12.420	Military Medical Research and Development	131,275	-
Defense, Department of	Direct		W81XWH-15-1-0083	12.420	Military Medical Research and Development	149,530	-
Defense, Department of	Direct		W81XWH-15-1-0194	12.420	Military Medical Research and Development	220,125	-
Defense, Department of	Direct		W81XWH-15-1-0208	12.420	Military Medical Research and Development	(29,780)	-
Defense, Department of	Direct		W81XWH-15-1-0222	12.420	Military Medical Research and Development	242,429	33,686
Defense, Department of	Direct		W81XWH-15-1-0233	12.420	Military Medical Research and Development	164,306	-
Defense, Department of	Direct		W81XWH-15-1-0237	12.420	Military Medical Research and Development	143,659	-
Defense, Department of	Direct		W81XWH-15-1-0413	12.420	Military Medical Research and Development	113,980	-
Defense, Department of	Direct		W81XWH-15-1-0481	12.420	Military Medical Research and Development	(16,198)	-
Defense, Department of	Direct		W81XWH-15-1-0503	12.420	Military Medical Research and Development	109,797	-
Defense, Department of	Direct		W81XWH-15-1-0548	12.420	Military Medical Research and Development	215,949	-
Defense, Department of	Direct		W81XWH-15-1-0637	12.420	Military Medical Research and Development	244,376	-
Defense, Department of	Direct		W81XWH-15-1-0703	12.420	Military Medical Research and Development	153,603	-
Defense, Department of	Direct		W81XWH-15-2-0021	12.420	Military Medical Research and Development	816,649	-
Defense, Department of	Direct		W81XWH-15-2-0022	12.420	Military Medical Research and Development	27,243	-
Defense, Department of	Direct		W81XWH-16-1-0195	12.420	Military Medical Research and Development	103,090	-
Defense, Department of	Direct		W81XWH-16-1-0314	12.420	Military Medical Research and Development	123,617	-
Defense, Department of	Direct		W81XWH-16-1-0369	12.420	Military Medical Research and Development	242,179	-
Defense, Department of	Direct		W81XWH-16-1-0426	12.420	Military Medical Research and Development	42,199	-
Defense, Department of	Direct		W81XWH-16-1-0551	12.420	Military Medical Research and Development	63,076	-
Defense, Department of	Direct		W81XWH-16-1-0571	12.420	Military Medical Research and Development	150,129	-
Defense, Department of	Direct		W81XWH-16-1-0574	12.420	Military Medical Research and Development	85,979	-
Defense, Department of	Direct		W81XWH-16-1-0648	12.420	Military Medical Research and Development	20,415	-
Defense, Department of	Direct		W81XWH-16-1-0684	12.420	Military Medical Research and Development	133,112	-
Defense, Department of	Direct		W81XWH-16-1-0752	12.420	Military Medical Research and Development	206,820	-
Defense, Department of	Direct		W81XWH-16-2-0051	12.420	Military Medical Research and Development	118,517	25,855
Defense, Department of	Direct		W81XWH-17-1-0130	12.420	Military Medical Research and Development	4,934	-
Defense, Department of	Direct		W81XWH-17-1-0134	12.420	Military Medical Research and Development	4,934	-
Defense, Department of	Direct		W81-XWH-17-1-0224	12.420	Military Medical Research and Development	7,610	-
Defense, Department of	Direct		W81XWH-17-2-0012	12.420	Military Medical Research and Development	1,023	-
Defense, Department of	Pass-Through	Case Western Reserve University	RESS09313	12.420	Military Medical Research and Development	309,773	-
Defense, Department of	Pass-Through	Harvard University	5060400.0102	12.420	Military Medical Research and Development	21,223	-
Defense, Department of	Pass-Through	Henry M. Jackson Foundation for the Advancement of Military Medicine, Inc (HJF)	721680	12.420	Military Medical Research and Development	1,244	-
Defense, Department of	Pass-Through	Indiana University	IN-4386932-UM	12.420	Military Medical Research and Development	2,486,921	-
Defense, Department of	Pass-Through	Massachusetts General Hospital	W81XWH-09-2-0001 Sub Ref #2249	12.420	Military Medical Research and Development	(600)	-
Defense, Department of	Pass-Through	Memorial Sloan-Kettering Cancer Center (MSKCC)	BD520591	12.420	Military Medical Research and Development	67,665	-
Defense, Department of	Pass-Through	Memorial Sloan-Kettering Cancer Center (MSKCC)	W81XWH1520018	12.420	Military Medical Research and Development	113,986	-
Defense, Department of	Pass-Through	Michigan State University	RC102123A	12.420	Military Medical Research and Development	2,771	-
Defense, Department of	Pass-Through	Mount Sinai Medical Center, The	0258-0741-4609	12.420	Military Medical Research and Development	44,896	-
Defense, Department of	Pass-Through	Northern California Institute for Research & Education, Inc. (NCIRE)	Subaward No. 1683	12.420	Military Medical Research and Development	2,392	-
Defense, Department of	Pass-Through	Northern California Institute for Research & Education, Inc. (NCIRE)	WEI1808-1818	12.420	Military Medical Research and Development	13,570	-
Defense, Department of	Pass-Through	Northern California Institute for Research & Education, Inc. (NCIRE)	WEI1872-03, Ref # 095447	12.420	Military Medical Research and Development	24,265	-
Defense, Department of	Pass-Through	Rutgers University	4-29429-Org 10578-PO S1695011	12.420	Military Medical Research and Development	115,224	-
Defense, Department of	Pass-Through	Sloan-Kettering Cancer Institute	Research Award	12.420	Military Medical Research and Development	163,740	-
Defense, Department of	Pass-Through	University of Alabama	000507860-002	12.420	Military Medical Research and Development	121,029	-
Defense, Department of	Pass-Through	University of Delaware	Subaward No 39406	12.420	Military Medical Research and Development	39,917	-
Defense, Department of	Pass-Through	University of Minnesota	A003728703	12.420	Military Medical Research and Development	10,961	-
Defense, Department of	Pass-Through	University of Southern California	70250537	12.420	Military Medical Research and Development	46,215	-
Defense, Department of	Pass-Through	University of Texas Health Science Center at San Antonio	159425 / 155536	12.420	Military Medical Research and Development	54,111	-
Defense, Department of	Pass-Through	University of Utah	10040357-00	12.420	Military Medical Research and Development	29,107	-
Defense, Department of	Pass-Through	Veterans Education & Research Assoc of MI (VERAM)	V-SUBUM-11-10	12.420	Military Medical Research and Development	243,789	-
Defense, Department of	Pass-Through	Veterans Education & Research Assoc of MI (VERAM)	V-VUBUM-1601	12.420	Military Medical Research and Development	28,510	-
Defense, Department of	Pass-Through	Wake Forest University	WFUHS 441009 GU-09	12.420	Military Medical Research and Development	26,994	-
Defense, Department of	Pass-Through	Wayne State University	WSU 16046	12.420	Military Medical Research and Development	53,672	-
Defense, Department of	Pass-Through	William Beaumont Hospital	WBH 15001_UM-PO#100-3793974	12.420	Military Medical Research and Development	8,287	-
						\$ 14,070,450	\$ 584,286
Defense, Department of	Direct		W911NF-10-1-0518	12.431	Basic Scientific Research	596,881	172,331
Defense, Department of	Direct		W911NF-11-1-0391	12.431	Basic Scientific Research	617,252	427,497
Defense, Department of	Direct		W911NF-12-1-0214	12.431	Basic Scientific Research	158,985	-
Defense, Department of	Direct		W911NF-12-1-0443	12.431	Basic Scientific Research	(59,920)	-
Defense, Department of	Direct		W911NF-13-1-0222	12.431	Basic Scientific Research	117,510	-
Defense, Department of	Direct		W911NF-13-1-0314	12.431	Basic Scientific Research	79,650	-
Defense, Department of	Direct		W911NF-13-1-0387	12.431	Basic Scientific Research	1,155,195	875,390

University of Michigan
Schedule of Expenditures of Federal Awards
For the Year Ended June 30, 2017

Cluster Title/Federal Grantor/Program	Type	Pass-Through Grantor	Award Identifier	CFDA Number	CFDA Program Title	Federal Expenditures	Pass-Through
Defense, Department of	Direct		W911NF-13-1-0449	12.431	Basic Scientific Research	64,336	-
Defense, Department of	Direct		W911NF-14-1-0413	12.431	Basic Scientific Research	(8)	-
Defense, Department of	Direct		W911NF-14-1-0573	12.431	Basic Scientific Research	122,403	-
Defense, Department of	Direct		W911NF-14-1-0634	12.431	Basic Scientific Research	130,745	-
Defense, Department of	Direct		W911NF-15-1-0114	12.431	Basic Scientific Research	198,687	-
Defense, Department of	Direct		W911NF-15-1-0158	12.431	Basic Scientific Research	86,646	-
Defense, Department of	Direct		W911NF-15-1-0185	12.431	Basic Scientific Research	137,480	-
Defense, Department of	Direct		W911NF-15-1-0241	12.431	Basic Scientific Research	96,986	-
Defense, Department of	Direct		W911NF-15-1-0354	12.431	Basic Scientific Research	86,049	-
Defense, Department of	Direct		W911NF-15-1-0463	12.431	Basic Scientific Research	6,273	-
Defense, Department of	Direct		W911NF-15-1-0511	12.431	Basic Scientific Research	104,165	-
Defense, Department of	Direct		W911NF-15-1-0516	12.431	Basic Scientific Research	12,511	-
Defense, Department of	Direct		W911NF-15-1-0554	12.431	Basic Scientific Research	121,893	-
Defense, Department of	Direct		W911NF-15-1-0625	12.431	Basic Scientific Research	174,606	60,706
Defense, Department of	Direct		W911NF-16-1-0044	12.431	Basic Scientific Research	190,700	-
Defense, Department of	Direct		W911NF-16-1-0147	12.431	Basic Scientific Research	92,507	-
Defense, Department of	Direct		W911NF-16-1-0195	12.431	Basic Scientific Research	273,891	-
Defense, Department of	Direct		W911NF-16-1-0229	12.431	Basic Scientific Research	162,554	-
Defense, Department of	Direct		W911NF-16-1-0340	12.431	Basic Scientific Research	74,500	55,212
Defense, Department of	Direct		W911NF-16-1-0450	12.431	Basic Scientific Research	50,548	-
Defense, Department of	Direct		W911NF-16-1-0562	12.431	Basic Scientific Research	3,852	-
Defense, Department of	Direct		W911NF-16-1-0582	12.431	Basic Scientific Research	50,068	-
Defense, Department of	Direct		W911NF-17-1-0102	12.431	Basic Scientific Research	30,806	-
Defense, Department of	Direct		W911NF-17-1-0109	12.431	Basic Scientific Research	50,656	-
Defense, Department of	Direct		W911NF-17-1-0243	12.431	Basic Scientific Research	13,900	-
Defense, Department of	Pass-Through	Arizona State University	13-949	12.431	Basic Scientific Research	224,415	-
Defense, Department of	Pass-Through	Duke University	3130554	12.431	Basic Scientific Research	12,481	-
Defense, Department of	Pass-Through	George Mason University	E2030471	12.431	Basic Scientific Research	348,319	-
Defense, Department of	Pass-Through	Georgia Institute of Technology	Subcontract No. RH541-G6	12.431	Basic Scientific Research	38,887	-
Defense, Department of	Pass-Through	Northwestern University	SP0025190-PROJ0006754	12.431	Basic Scientific Research	(33,940)	-
Defense, Department of	Pass-Through	Rutgers University	4815-435145-10220	12.431	Basic Scientific Research	67,010	-
Defense, Department of	Pass-Through	Stanford University	61074263-119754	12.431	Basic Scientific Research	187,017	-
Defense, Department of	Pass-Through	University of Florida, The	UFDSP00011093	12.431	Basic Scientific Research	115,375	-
Defense, Department of	Pass-Through	University of Leeds	RG.ELEC.102355	12.431	Basic Scientific Research	4,478	-
Defense, Department of	Pass-Through	University of Maryland, The	26236-Z8401001	12.431	Basic Scientific Research	84,831	-
Defense, Department of	Pass-Through	University of Missouri	C00045065-6	12.431	Basic Scientific Research	83,515	-
Defense, Department of	Pass-Through	University of Southern California	PO 10567853	12.431	Basic Scientific Research	7,406	-
Defense, Department of	Pass-Through	University of Wisconsin	623K070	12.431	Basic Scientific Research	575,177	-
Defense, Department of	Pass-Through	William Marsh Rice University	R17831	12.431	Basic Scientific Research	194,231	-
						\$ 6,911,509	\$ 1,591,136
Defense, Department of	Direct		FA9453-17-2-0010	12.560	DOD, NDEP, DOTC-STEM Education Outreach Implementation	\$ 36,274	\$ -
Defense, Department of	Direct		ST1409-14-01	12.611	Community Economic Adjustment Assistance for Reductions in Defense Industry Employment	\$ 827,489	\$ 393,760
Defense, Department of	Direct		ST1409-16-03	12.611	Community Economic Adjustment Assistance for Reductions in Defense Industry Employment	1,886,673	1,044,186
						\$ 2,714,162	\$ 1,437,946
Defense, Department of	Pass-Through	University of North Texas	GF2665-1	12.630	Basic, Applied, and Advanced Research in Science and Engineering	\$ 15,958	\$ -
Defense, Department of	Pass-Through	Henry M. Jackson Foundation for the Advancement of Military Medicine, Inc (HJF)	Subaward #3156 PO#856388	12.750	Uniformed Services University Medical Research Projects	\$ 144,201	\$ -
Defense, Department of	Pass-Through	Henry M. Jackson Foundation for the Advancement of Military Medicine, Inc (HJF)	2879	12.750	Uniformed Services University Medical Research Projects	3,358,422	-
						\$ 3,502,623	\$ -
Defense, Department of	Direct		FA8650-07-2-3744	12.800	Air Force Defense Research Sciences Program	\$ 16,487	\$ -
Defense, Department of	Direct		FA8650-17-2-2208	12.800	Air Force Defense Research Sciences Program	1,037	-
Defense, Department of	Direct		FA8750-12-2-0314	12.800	Air Force Defense Research Sciences Program	150,019	-
Defense, Department of	Direct		FA9451-16-1-0050	12.800	Air Force Defense Research Sciences Program	76,607	-
Defense, Department of	Direct		FA9453-14-1-0244	12.800	Air Force Defense Research Sciences Program	(4,108)	-
Defense, Department of	Direct		FA9453-14-1-0379	12.800	Air Force Defense Research Sciences Program	(1,157)	-
Defense, Department of	Direct		FA9453-15-1-0084	12.800	Air Force Defense Research Sciences Program	2,425	-
Defense, Department of	Direct		FA9453-15-1-0330	12.800	Air Force Defense Research Sciences Program	7,143	-
Defense, Department of	Direct		FA9453-16-1-0069	12.800	Air Force Defense Research Sciences Program	31,552	-
Defense, Department of	Direct		FA9550-09-1-0695	12.800	Air Force Defense Research Sciences Program	(9,863)	-
Defense, Department of	Direct		FA9550-12-1-0310	12.800	Air Force Defense Research Sciences Program	(32)	-
Defense, Department of	Direct		FA9550-12-1-0402	12.800	Air Force Defense Research Sciences Program	18,779	-
Defense, Department of	Direct		FA9550-12-1-0435	12.800	Air Force Defense Research Sciences Program	678,204	440,821
Defense, Department of	Direct		FA9550-12-1-0483	12.800	Air Force Defense Research Sciences Program	(124,015)	26,528
Defense, Department of	Direct		FA9550-13-1-0025	12.800	Air Force Defense Research Sciences Program	228,614	-
Defense, Department of	Direct		FA9550-13-1-0048	12.800	Air Force Defense Research Sciences Program	22,967	-
Defense, Department of	Direct		FA9550-13-1-0122	12.800	Air Force Defense Research Sciences Program	44,156	85,032
Defense, Department of	Direct		FA9550-14-1-0009	12.800	Air Force Defense Research Sciences Program	150,547	-
Defense, Department of	Direct		FA9550-14-1-0010	12.800	Air Force Defense Research Sciences Program	66,474	-
Defense, Department of	Direct		FA9550-14-1-0040	12.800	Air Force Defense Research Sciences Program	1,124,693	384,792
Defense, Department of	Direct		FA9550-14-1-0156	12.800	Air Force Defense Research Sciences Program	159,952	-
Defense, Department of	Direct		FA9550-14-1-0245	12.800	Air Force Defense Research Sciences Program	260,795	-
Defense, Department of	Direct		FA9550-14-1-0246	12.800	Air Force Defense Research Sciences Program	112,653	-
Defense, Department of	Direct		FA9550-14-1-0249	12.800	Air Force Defense Research Sciences Program	107,293	109,538
Defense, Department of	Direct		FA9550-14-1-0309	12.800	Air Force Defense Research Sciences Program	276,308	12,040
Defense, Department of	Direct		FA9550-14-1-0380	12.800	Air Force Defense Research Sciences Program	104,201	-

University of Michigan
Schedule of Expenditures of Federal Awards
For the Year Ended June 30, 2017

Cluster Title/Federal Grantor/Program	Type	Pass-Through Grantor	Award Identifier	CFDA Number	CFDA Program Title	Federal Expenditures	Pass-Through
Defense, Department of	Direct		FA9550-14-1-0396	12.800	Air Force Defense Research Sciences Program	151,209	-
Defense, Department of	Direct		FA9550-15-1-0039	12.800	Air Force Defense Research Sciences Program	195,380	-
Defense, Department of	Direct		FA9550-15-1-0097	12.800	Air Force Defense Research Sciences Program	342,565	-
Defense, Department of	Direct		FA9550-15-1-0101	12.800	Air Force Defense Research Sciences Program	133,849	-
Defense, Department of	Direct		FA9550-15-1-0118	12.800	Air Force Defense Research Sciences Program	201,576	-
Defense, Department of	Direct		FA9550-15-1-0157	12.800	Air Force Defense Research Sciences Program	161,281	-
Defense, Department of	Direct		FA9550-15-1-0210	12.800	Air Force Defense Research Sciences Program	206,959	-
Defense, Department of	Direct		FA9550-15-1-0240	12.800	Air Force Defense Research Sciences Program	125,238	-
Defense, Department of	Direct		FA9550-15-1-0307	12.800	Air Force Defense Research Sciences Program	1,080,113	-
Defense, Department of	Direct		FA9550-15-1-0329	12.800	Air Force Defense Research Sciences Program	110,425	-
Defense, Department of	Direct		FA9550-15-1-0366	12.800	Air Force Defense Research Sciences Program	415,306	-
Defense, Department of	Direct		FA9550-15-1-0378	12.800	Air Force Defense Research Sciences Program	157,080	63,014
Defense, Department of	Direct		FA9550-16-1-0028	12.800	Air Force Defense Research Sciences Program	284,210	-
Defense, Department of	Direct		FA9550-16-1-0071	12.800	Air Force Defense Research Sciences Program	176,003	-
Defense, Department of	Direct		FA9550-16-1-0087	12.800	Air Force Defense Research Sciences Program	793,732	374,017
Defense, Department of	Direct		FA9550-16-1-0140	12.800	Air Force Defense Research Sciences Program	357,750	-
Defense, Department of	Direct		FA9550-16-1-0265	12.800	Air Force Defense Research Sciences Program	168,300	-
Defense, Department of	Direct		FA9550-16-1-0272	12.800	Air Force Defense Research Sciences Program	96,619	-
Defense, Department of	Direct		FA9550-16-1-0275	12.800	Air Force Defense Research Sciences Program	340,201	-
Defense, Department of	Direct		FA9550-16-1-0291	12.800	Air Force Defense Research Sciences Program	324,379	130,488
Defense, Department of	Direct		FA9550-16-1-0309	12.800	Air Force Defense Research Sciences Program	100,368	-
Defense, Department of	Direct		FA9550-16-1-0312	12.800	Air Force Defense Research Sciences Program	289,973	-
Defense, Department of	Direct		FA9550-16-1-0313	12.800	Air Force Defense Research Sciences Program	77,548	-
Defense, Department of	Direct		FA9550-16-1-0363	12.800	Air Force Defense Research Sciences Program	81,380	-
Defense, Department of	Direct		FA9550-17-1-0035	12.800	Air Force Defense Research Sciences Program	71,198	-
Defense, Department of	Direct		FA9550-17-1-0172	12.800	Air Force Defense Research Sciences Program	38,683	-
Defense, Department of	Direct		FA9550-17-1-0195	12.800	Air Force Defense Research Sciences Program	84,985	24,420
Defense, Department of	Direct		FA9550-17-1-0208	12.800	Air Force Defense Research Sciences Program	8,532	-
Defense, Department of	Direct		FA9550-18-1-0028	12.800	Air Force Defense Research Sciences Program	31,954	-
Defense, Department of	Pass-Through	Carnegie-Mellon University	1150119-294717	12.800	Air Force Defense Research Sciences Program	232,200	-
Defense, Department of	Pass-Through	Columbia University	1(GG010953-01)	12.800	Air Force Defense Research Sciences Program	13,898	-
Defense, Department of	Pass-Through	Georgia Institute of Technology	RC413-G5	12.800	Air Force Defense Research Sciences Program	161,084	-
Defense, Department of	Pass-Through	Lehigh University	543255-78001	12.800	Air Force Defense Research Sciences Program	68,163	-
Defense, Department of	Pass-Through	Massachusetts Institute of Technology	5710003831	12.800	Air Force Defense Research Sciences Program	182,171	-
Defense, Department of	Pass-Through	National Additive Manufacturing Innovation Institute (NAMII)	Sub-Recipient Agreement	12.800	Air Force Defense Research Sciences Program	670,183	-
Defense, Department of	Pass-Through	Ohio State University, The	60041047	12.800	Air Force Defense Research Sciences Program	122,899	-
Defense, Department of	Pass-Through	University of California - Santa Barbara	KK1234	12.800	Air Force Defense Research Sciences Program	33,165	-
Defense, Department of	Pass-Through	University of California-San Diego	54422375	12.800	Air Force Defense Research Sciences Program	116,355	-
Defense, Department of	Pass-Through	University of Colorado Boulder	1553899	12.800	Air Force Defense Research Sciences Program	184,680	-
Defense, Department of	Pass-Through	University of Illinois-Urbana-Champaign	065435-13890	12.800	Air Force Defense Research Sciences Program	233,652	-
Defense, Department of	Pass-Through	University of Illinois-Urbana-Champaign	084272-16074	12.800	Air Force Defense Research Sciences Program	16,232	-
Defense, Department of	Pass-Through	University of Illinois-Urbana-Champaign	2015-00008-01	12.800	Air Force Defense Research Sciences Program	54,190	-
Defense, Department of	Pass-Through	University of Maryland, The	12973-Z8143001	12.800	Air Force Defense Research Sciences Program	59,561	-
Defense, Department of	Pass-Through	University of Maryland, The	Q2412001	12.800	Air Force Defense Research Sciences Program	109,307	-
Defense, Department of	Pass-Through	University of Pennsylvania	562263	12.800	Air Force Defense Research Sciences Program	5,106	-
Defense, Department of	Pass-Through	William Marsh Rice University	R17571	12.800	Air Force Defense Research Sciences Program	(2)	-
						\$ 12,371,371	\$ 1,650,690
Defense, Department of	Direct		H98230-16-1-0023	12.901	Mathematical Sciences Grants	\$ 18,170	\$ -
Defense, Department of	Direct		D13AP00059	12.910	Research and Technology Development	\$ 24,136	\$ -
Defense, Department of	Direct		D14AP00086	12.910	Research and Technology Development	262,801	-
Defense, Department of	Direct		D15AP00007	12.910	Research and Technology Development	15,317	-
Defense, Department of	Direct		D16AP00004	12.910	Research and Technology Development	391,099	22,409
Defense, Department of	Direct		FA9453-16-1-0084	12.910	Research and Technology Development	51,806	-
Defense, Department of	Direct		HR0011-13-2-0006	12.910	Research and Technology Development	110,162	-
Defense, Department of	Direct		HR0011-13-2-0015	12.910	Research and Technology Development	1,888,064	528,100
Defense, Department of	Direct		HR0011-17-2-0018	12.910	Research and Technology Development	280,229	-
Defense, Department of	Direct		N66001-14-1-4014	12.910	Research and Technology Development	128,541	-
Defense, Department of	Direct		N66001-14-1-4045	12.910	Research and Technology Development	318,821	-
Defense, Department of	Direct		N66001-14-1-4046	12.910	Research and Technology Development	345,307	-
Defense, Department of	Direct		N66001-15-1-4050	12.910	Research and Technology Development	243,125	51,705
Defense, Department of	Direct		N66001-16-1-4006	12.910	Research and Technology Development	239,011	-
Defense, Department of	Direct		N66001-16-1-4029	12.910	Research and Technology Development	1,191,502	-
Defense, Department of	Direct		W31P4Q-11-1-0002	12.910	Research and Technology Development	(13,906)	-
Defense, Department of	Direct		W31P4Q-12-1-0002	12.910	Research and Technology Development	25,777	-
Defense, Department of	Direct		W56HZV-14-2-0001	12.910	Research and Technology Development	3,981,586	928,882
Defense, Department of	Direct		W911NF-16-1-0383	12.910	Research and Technology Development	101,444	-
Defense, Department of	Direct		W911NF-17-1-0060	12.910	Research and Technology Development	96,775	-
Defense, Department of	Pass-Through	Cornell University	68272-10162	12.910	Research and Technology Development	168,118	-
Defense, Department of	Pass-Through	Duke University	3130628	12.910	Research and Technology Development	13,652	-
						\$ 9,863,367	\$ 1,531,096
Defense, Department of	Direct		FA8650-16-C-5235	12.RD		\$ 82,817	\$ -
Defense, Department of	Direct		FA8650-17-C-9105	12.RD		174,842	-
Defense, Department of	Direct		FA8650-17-C-9106	12.RD		28,366	-
Defense, Department of	Direct		HDTRA1-13-C-0050	12.RD		(359)	-
Defense, Department of	Direct		HDTRA-1-15-C-0049	12.RD		1,378,671	-
Defense, Department of	Direct		HDTRA1-17-C-0001	12.RD		122,465	-
Defense, Department of	Direct		HDTRA117C0046	12.RD		2,884	-
Defense, Department of	Direct		HQ0147-16-C-6004	12.RD		152,652	-

University of Michigan
Schedule of Expenditures of Federal Awards
For the Year Ended June 30, 2017

Cluster Title/Federal Grantor/Program	Type	Pass-Through Grantor	Award Identifier	CFDA Number	CFDA Program Title	Federal Expenditures	Pass-Through
Defense, Department of	Direct		HR0011-15-C-0142	12.RD		863,684	169,383
Defense, Department of	Direct		N00014-11-D-0370	12.RD		67,957	9,587
Defense, Department of	Direct		N00174-16-C-0021	12.RD		142,599	-
Defense, Department of	Direct		N00174-16-C-0027	12.RD		127,825	-
Defense, Department of	Direct		N65540-10-C-0003	12.RD	(163)	-	-
Defense, Department of	Direct		W56HZV-10-C-0164	12.RD		64,251	-
Defense, Department of	Direct		W56HZV-14-C-0275	12.RD		40,724	-
Defense, Department of	Direct		W56HZV-17-P-L507	12.RD		14,861	-
Defense, Department of	Direct		W911QY-15-C-0053	12.RD		829,204	311,462
Defense, Department of	Pass-Through	Advanced Computational Technology, LLC	14-ACT-001-U-Michigan	12.RD		19,027	-
Defense, Department of	Pass-Through	BARRON ASSOCIATES, INC	503-SC01	12.RD		64,344	-
Defense, Department of	Pass-Through	Battelle Memorial Institute	496032	12.RD		(2,558)	-
Defense, Department of	Pass-Through	Daniel H. Wagner Associates, Inc.	9221-0001	12.RD		107,228	-
Defense, Department of	Pass-Through	DCS Corporation	APX02-0003	12.RD		486,552	-
Defense, Department of	Pass-Through	DCS Corporation	APX02-0003	12.RD	(614)	-	-
Defense, Department of	Pass-Through	DFM Engineering, Inc.	Roundtable Research Agreement	12.RD		47,669	-
Defense, Department of	Pass-Through	EMAG Technologies, Inc.	Research & Development Agreeeme	12.RD		3,744	-
Defense, Department of	Pass-Through	ePack, Inc	Roundtable Research Agreement	12.RD		66,478	-
Defense, Department of	Pass-Through	EPIR Technologies, Inc	0015-11-SUMI-0001	12.RD		(11,447)	-
Defense, Department of	Pass-Through	General Dynamics Information Technology	DVBIC-SC-14-0013/ #07ESM912302	12.RD		94,579	-
Defense, Department of	Pass-Through	General Electric Company	401018063	12.RD		8,839	-
Defense, Department of	Pass-Through	Georgia Institute of Technology	RC217-G5	12.RD		122,178	-
Defense, Department of	Pass-Through	HydraTek LLC	award letter dated 10/8/16	12.RD		90,505	-
Defense, Department of	Pass-Through	HydraTek LLC	Roundtable Research Agreement	12.RD		1,505	-
Defense, Department of	Pass-Through	Infoscitex Corporation	IDIQ 6000-S009, TO 0002, PO 17	12.RD		7,813	-
Defense, Department of	Pass-Through	Infoscitex Corporation	IDIQ FPH02-S019, TO 0001, PO17	12.RD		6,657	-
Defense, Department of	Pass-Through	Infoscitex Corporation	Task Order 0004 FPH98-S026	12.RD		77,141	-
Defense, Department of	Pass-Through	Innovative Bio Therapies (IBT)	Project specific addendum	12.RD		7,319	-
Defense, Department of	Pass-Through	Innovative Bio Therapies (IBT)	SSP9825	12.RD		6,396	-
Defense, Department of	Pass-Through	IQM Research Institute	Subcontract Agreement	12.RD		46,602	-
Defense, Department of	Pass-Through	Johns Hopkins University	114322	12.RD		1,067,804	105,754
Defense, Department of	Pass-Through	Johns Hopkins University	124063	12.RD		34,266	-
Defense, Department of	Pass-Through	Leidos, Inc.	PO10184830	12.RD		402,708	-
Defense, Department of	Pass-Through	Leidos, Inc.	PO10183085	12.RD		119,719	-
Defense, Department of	Pass-Through	Lightning Packs LLC	Letter of Authorization dated	12.RD		3,327	-
Defense, Department of	Pass-Through	Michigan Engineering Services	P.O. 1021.1	12.RD		2,151	-
Defense, Department of	Pass-Through	Microelectronics Advanced Research Corporation (MARCO)	2013-MA-2384	12.RD		6,059,557	4,238,688
Defense, Department of	Pass-Through	nLight Corporation	Research Agreement	12.RD		31,209	-
Defense, Department of	Pass-Through	Northwest Research Associates, Inc.	NWRA-14-S-175	12.RD		7,326	-
Defense, Department of	Pass-Through	NuCrypt, LLC	NC-UM-RA-N00014-16-C-2004	12.RD		40,831	-
Defense, Department of	Pass-Through	Optimal Solutions	Roundtable Research Agreement	12.RD		130,480	-
Defense, Department of	Pass-Through	Pacific Northwest National Laboratories	281236	12.RD		83,955	-
Defense, Department of	Pass-Through	PAR Government Systems Corporation	PGSC-SC111346-04	12.RD		223,910	-
Defense, Department of	Pass-Through	Prytime Medical Devices, Inc.	W911QY-15-C-0099	12.RD		179,589	-
Defense, Department of	Pass-Through	Science and Technology Corporation	15-08-9031-003	12.RD		47,453	-
Defense, Department of	Pass-Through	Scientific Forming Technologies Corporation (SFTC)	Roundtable Research Agreement	12.RD	(1,778)	-	-
Defense, Department of	Pass-Through	Soar Technology, Inc.	10292.04	12.RD		123,144	-
Defense, Department of	Pass-Through	Soar Technology, Inc.	10322.01	12.RD		70,583	-
Defense, Department of	Pass-Through	Soar Technology, Inc.	SC-17-010/Project 10332.01	12.RD		3,002	-
Defense, Department of	Pass-Through	Soar Technology, Inc.	Subcontract No. 10289.02.UM	12.RD		58,453	-
Defense, Department of	Pass-Through	Solid Power, Incorporated	7001-UM02	12.RD	(129,782)	-	-
Defense, Department of	Pass-Through	Systems and Technology Research	2015-1061 / FA8650-15-C-7539	12.RD		1,487	-
Defense, Department of	Pass-Through	Texas Tech University	21C201-02	12.RD		153,609	-
Defense, Department of	Pass-Through	United Technologies Corporation Power (UTC Power)	PSA #1213639	12.RD		9	-
Defense, Department of	Pass-Through	Universal Technology Corporation	15-7900-0006-10-C6	12.RD		7,171	-
Defense, Department of	Pass-Through	Universal Technology Corporation	16-7900-0008-15-C6	12.RD		9,202	-
Defense, Department of	Pass-Through	University of California - Berkeley	00008160	12.RD		956,754	-
Defense, Department of	Pass-Through	University of California-San Diego	75296416	12.RD		181,500	-
Defense, Department of	Pass-Through	University of Illinois-Urbana-Champaign	2013-01024-03 C4432	12.RD		449,976	-
Defense, Department of	Pass-Through	University of Illinois-Urbana-Champaign	2015-05174-05	12.RD		295,898	-
Defense, Department of	Pass-Through	University of Maryland, The	Z9111101	12.RD		5,162	-
Defense, Department of	Pass-Through	University of Texas at Austin	UTA15-000364	12.RD		123,082	-
Defense, Department of	Pass-Through	Wake Forest University	WFUHS 330607	12.RD		160,125	-
Defense, Department of	Pass-Through	Wright State University	669737	12.RD		81,167	-
Total Defense, Department of						\$ 16,326,286	\$ 4,834,874
						\$ 82,906,146	\$ 13,575,611
Housing and Urban Development, Department of	Pass-Through	Johns Hopkins University	JHU Checklist# 5957, Task Orde	14.506	General Research and Technology Activity	\$ 158,467	\$ -
Total Housing and Urban Development, Department of						\$ 158,467	\$ -
Interior, Department of the	Pass-Through	Inter-Tribal Council of Michigan, Inc	Memorandum of Cooperative Agre	15.156	Tribal Climate Resilience	\$ 6,175	\$ -
Interior, Department of the	Pass-Through	Great Lakes Fishery Trust	3003.8 USFWS-Coastal	15.608	Fish and Wildlife Management Assistance	\$ 76,653	\$ 48,549
Interior, Department of the	Direct		F12AC00977	15.660	Endangered Species - Candidate Conservation Action Funds	\$ 2,087	\$ -
Interior, Department of the	Direct		F17AC00154	15.676	Youth Engagement, Education, and Employment	\$ 11,995	\$ -
Interior, Department of the	Direct		G15AP00008	15.807	Earthquake Hazards Program Assistance	\$ 890	\$ -
Interior, Department of the	Direct		G13AC00085	15.808	U.S. Geological Survey Research and Data Collection	\$ 1,284,280	\$ 25,728
Interior, Department of the	Direct		G15AC00270	15.808	U.S. Geological Survey Research and Data Collection	38,889	-
Interior, Department of the	Direct		G16AC00418	15.808	U.S. Geological Survey Research and Data Collection	12,748	-

University of Michigan
Schedule of Expenditures of Federal Awards
For the Year Ended June 30, 2017

Cluster Title/Federal Grantor/Program	Type	Pass-Through Grantor	Award Identifier	CFDA Number	CFDA Program Title	Federal Expenditures	Pass-Through
Interior, Department of the	Direct		P14AC00898 Task P14AC01036	15.944	Natural Resource Stewardship	\$ 1,335,917	\$ 25,728
Interior, Department of the	Direct		Coop. Agrmnt. P16AC00199	15.954	National Park Service Conservation, Protection, Outreach, and Education	\$ 13,593	\$ -
Interior, Department of the	Direct		Josh Miller IPA	15.RD		\$ (1,273)	\$ -
Interior, Department of the	Pass-Through	Virginia Polytechnic Institute and State University	432957-19337	15.RD		\$ 76,893	\$ -
						\$ 16,208	\$ -
			Total Interior, Department of the			\$ 93,101	\$ -
						\$ 1,539,138	\$ 74,277
Justice, Department of	Direct		2013-MU-R-6018	16.523	Juvenile Accountability Block Grants	\$ 437,772	\$ -
Justice, Department of	Direct		2013-WL-AX-0038	16.524	Legal Assistance for Victims	\$ 107,835	\$ 41,803
Justice, Department of	Direct		2016-WL-AX-0029	16.524	Legal Assistance for Victims	\$ 81,787	\$ 24,199
						\$ 189,622	\$ 66,002
Justice, Department of	Direct		2012-DN-BX-K045	16.544	Youth Gang Prevention	\$ 16,806	\$ 4,056
Justice, Department of	Direct		2014-IJ-CX-0018	16.560	National Institute of Justice Research, Evaluation, and Development Project Grants	\$ 951	\$ -
Justice, Department of	Pass-Through	Michigan State University	RC105817 UM	16.560	National Institute of Justice Research, Evaluation, and Development Project Grants	\$ 56,528	\$ -
Justice, Department of	Pass-Through	Michigan State University	RC105837 UM	16.560	National Institute of Justice Research, Evaluation, and Development Project Grants	\$ 72,588	\$ -
Justice, Department of	Direct		2011-MU-MU-K075	16.734	Special Data Collections and Statistical Studies	\$ 130,067	\$ -
Justice, Department of	Direct		2016-FA-BX-0002	16.746	Capital Case Litigation Initiative	\$ 17,167	\$ -
Justice, Department of	Pass-Through	Kettering University	5301095AA	16.817	Byrne Criminal Justice Innovation Program	\$ 18,496	\$ -
Justice, Department of	Pass-Through	Kettering University	5301095FLT	16.817	Byrne Criminal Justice Innovation Program	\$ 112,704	\$ -
						\$ (6,990)	\$ -
						\$ 105,714	\$ -
Justice, Department of	Direct		2011 BJ R 6565	16.RD		\$ 876,088	\$ -
Justice, Department of	Direct		2013 IJR 1168	16.RD		\$ 923,529	\$ -
Justice, Department of	Pass-Through	City of Battle Creek	FY 16 (BCJI)	16.RD		\$ 11,677	\$ -
			Total Justice, Department of			\$ 1,811,294	\$ -
						\$ 2,726,938	\$ 70,058
Labor, Department of	Direct		EO-30276-17-60-5-26	17.791	Department of Labor Chief Evaluation Office	\$ 25,550	\$ -
			Total Labor, Department of			\$ 25,550	\$ -
State, Department of	Direct		S-LMAQM-13-GR-1117	19.345	International Programs to Support Democracy, Human Rights and Labor	\$ 200,496	\$ -
State, Department of	Direct		S-LMAQM-15-GR-1129	19.345	International Programs to Support Democracy, Human Rights and Labor	\$ 896,439	\$ 660,031
State, Department of	Pass-Through	Institute of International Education	Agreement Dated 4/17/14	19.401	Academic Exchange Programs - Scholars	\$ 1,096,935	\$ 660,031
State, Department of	Direct		S-LMAQM-15-GR-1039	19.415	Professional and Cultural Exchange Programs - Citizen Exchanges	\$ 7,113	\$ -
State, Department of	Pass-Through	International Joint Commission	1042-500768	19.RD		\$ 18,067	\$ -
State, Department of	Pass-Through	United States-India Educational Foundation(USIEF)	USIEF/OSI/2012/03-A02	19.RD		\$ 53,083	\$ -
						\$ (3,516)	\$ -
						\$ 49,567	\$ -
			Total State, Department of			\$ 1,171,682	\$ 660,031
Transportation, Department of	Direct		13-G-019	20.108	Aviation Research Grants	\$ 151,314	\$ 85,718
Transportation, Department of	Direct		14-G-011	20.108	Aviation Research Grants	\$ 109,213	\$ -
Transportation, Department of	Direct		16-G-010	20.108	Aviation Research Grants	\$ 51,532	\$ -
Transportation, Department of	Pass-Through	University of California - Davis	201302812-01	20.108	Aviation Research Grants	\$ 10,057	\$ -
						\$ 322,116	\$ 85,718
Transportation, Department of	Direct		DTFH6115H00005	20.200	Highway Research and Development Program	\$ 1,738,344	\$ 798,088
Transportation, Department of	Pass-Through	National Academy of Sciences	HR 20-110	20.200	Highway Research and Development Program	\$ 135,271	\$ -
						\$ 1,873,615	\$ 798,088
Transportation, Department of	Direct		DTFH6414G00038	20.215	Highway Training and Education	\$ (366)	\$ -
Transportation, Department of	Pass-Through	Michigan, State of, Transportation, Department of	2016-0068	20.505	Metropolitan Transportation Planning and State and Non-Metropolitan Planning and Research	\$ 169,378	\$ -
Transportation, Department of	Pass-Through	Michigan, State of, Transportation, Department of	2016-0068 Auth Z4	20.505	Metropolitan Transportation Planning and State and Non-Metropolitan Planning and Research	\$ 69,466	\$ -
						\$ 238,844	\$ -
Transportation, Department of	Pass-Through	National Safety Council	Innovation Grant Agreement	20.614	National Highway Traffic Safety Administration (NHTSA)	\$ 1,243	\$ -
Transportation, Department of	Direct		69A3551747105	20.701	Discretionary Safety Grants and Cooperative Agreements	\$ 117,857	\$ -
Transportation, Department of	Direct		DTRT13-G-UTC54	20.701	University Transportation Centers Program	\$ 731,932	\$ 291,477
Transportation, Department of	Pass-Through	Purdue University	4108-47673, Project 163UMY2.2	20.701	University Transportation Centers Program	\$ (130)	\$ -
Transportation, Department of	Pass-Through	Purdue University	55% 140UMY2.2	20.701	University Transportation Centers Program	\$ 60,300	\$ -
Transportation, Department of	Pass-Through	Purdue University	Subagreement 4108-47673	20.701	University Transportation Centers Program	\$ 3,782	\$ -
						\$ 913,741	\$ 291,477
Transportation, Department of	Pass-Through	University of Maryland, The	07525729 PO3884	20.819	Ballast Water Treatment Technologies	\$ 17,575	\$ -
Transportation, Department of	Direct		OASRTRS-14-H-MICH	20.931	Transportation Planning, Research and Education	\$ 188,341	\$ -
Transportation, Department of	Direct		DTFH6116C00006	20.RD		\$ 85,129	\$ 38,201
Transportation, Department of	Direct		DTNH22-14-00329	20.RD		\$ 943,858	\$ -
Transportation, Department of	Direct		DTNH2215C00032	20.RD		\$ 475,087	\$ 344,532
Transportation, Department of	Direct		DTNH2215D00017	20.RD		\$ 110,493	\$ -
Transportation, Department of	Direct		DTRT5716C10014	20.RD		\$ 69,814	\$ -
Transportation, Department of	Pass-Through	Crash Avoidance Metrics Partnership (CAMP)	CAMP0000101/Req#1053	20.RD		\$ 28,993	\$ -

University of Michigan
Schedule of Expenditures of Federal Awards
For the Year Ended June 30, 2017

Cluster Title/Federal Grantor/Program	Type	Pass-Through Grantor	Award Identifier	CFDA Number	CFDA Program Title	Federal Expenditures	Pass-Through
Transportation, Department of	Pass-Through	Crash Avoidance Metrics Partnership (CAMP)	CAMP0000144	20.RD		207,723	-
Transportation, Department of	Pass-Through	Crash Avoidance Metrics Partnership (CAMP)	PO# CAMP0000166	20.RD		63,667	-
Transportation, Department of	Pass-Through	Michigan, State of, Transportation, Department of	2013-0068/Revision No. Z10	20.RD		5,021	-
Transportation, Department of	Pass-Through	Michigan, State of, Transportation, Department of	2016-0023	20.RD		106,917	-
Transportation, Department of	Pass-Through	Michigan, State of, Transportation, Department of	2016-0068 Z2	20.RD		65,081	-
Transportation, Department of	Pass-Through	Michigan, State of, Transportation, Department of	2016-0459	20.RD		39,092	-
Transportation, Department of	Pass-Through	National Academy of Sciences	HR 10-93, Activity 163512-1030	20.RD		55,075	48,524
Transportation, Department of	Pass-Through	National Academy of Sciences	HR 17-67 / SUB0000574	20.RD		80,913	39,814
Transportation, Department of	Pass-Through	Nichols Consulting Engineers	Sub-consultant Agreement	20.RD		(3,850)	-
Transportation, Department of	Pass-Through	The Mackinac Technology Company	Roundtable Research Agmt dtd 9	20.RD		21,924	-
Transportation, Department of	Pass-Through	Transtec Group, Inc.	ISU Subcontract 436-17-01A	20.RD		13,210	-
Transportation, Department of	Pass-Through	Virginia Polytechnic Institute and State University	451263-19337	20.RD		251,208	36,450
Transportation, Department of	Pass-Through	Virginia Polytechnic Institute and State University	451335-19337	20.RD		261,668	46,776
						<u>\$ 2,881,023</u>	<u>\$ 554,297</u>
		Total Transportation, Department of				<u>\$ 6,436,132</u>	<u>\$ 1,729,580</u>
Treasury, Department of the	Direct		16-LITC0178-02-00	21.008	Low Income Taxpayer Clinics	\$ 45,745	\$ -
Treasury, Department of the	Direct		17-LITC0178-03-00	21.008	Low Income Taxpayer Clinics	39,884	-
		Total Treasury, Department of the				<u>\$ 85,629</u>	<u>\$ -</u>
Library of Congress	Direct		GA16C0089	42.RD		\$ 161,687	\$ -
Library of Congress	Pass-Through	Illinois State University	11510-04-890009477	42.RD		3,001	-
		Total Library of Congress				<u>\$ 164,688</u>	<u>\$ -</u>
National Aeronautics and Space Administration	Direct		AR5-16002X	43.001	Science	\$ 3,651	\$ -
National Aeronautics and Space Administration	Direct		DD4 15072X	43.001	Science	10,742	-
National Aeronautics and Space Administration	Direct		DD4-15073X	43.001	Science	4,608	-
National Aeronautics and Space Administration	Direct		G04-15031X	43.001	Science	27,892	-
National Aeronautics and Space Administration	Direct		G05-16017X	43.001	Science	11,934	-
National Aeronautics and Space Administration	Direct		G05-16032A	43.001	Science	16,205	-
National Aeronautics and Space Administration	Direct		G05-16034X	43.001	Science	1,948	-
National Aeronautics and Space Administration	Direct		G05-16097X	43.001	Science	3,928	-
National Aeronautics and Space Administration	Direct		G06-17079X	43.001	Science	24,012	-
National Aeronautics and Space Administration	Direct		G06-17104X	43.001	Science	38,244	-
National Aeronautics and Space Administration	Direct		G03-14034A	43.001	Science	15,698	-
National Aeronautics and Space Administration	Direct		G03-14050X	43.001	Science	26,883	-
National Aeronautics and Space Administration	Direct		G03-14069X	43.001	Science	28,226	-
National Aeronautics and Space Administration	Direct		G04-15030X	43.001	Science	15,753	-
National Aeronautics and Space Administration	Direct		G04-15080X	43.001	Science	3,162	-
National Aeronautics and Space Administration	Direct		G05-16035X	43.001	Science	1,735	-
National Aeronautics and Space Administration	Direct		G05-16045X	43.001	Science	1,735	-
National Aeronautics and Space Administration	Direct		G05-16082X	43.001	Science	44,388	-
National Aeronautics and Space Administration	Direct		G06-17116B	43.001	Science	24,808	-
National Aeronautics and Space Administration	Direct		NNX09AJ63G	43.001	Science	7,427	-
National Aeronautics and Space Administration	Direct		NNX10AU59G	43.001	Science	82,213	-
National Aeronautics and Space Administration	Direct		NNX11AJ19G	43.001	Science	16,437	-
National Aeronautics and Space Administration	Direct		NNX11AP01G	43.001	Science	(2,460)	-
National Aeronautics and Space Administration	Direct		NNX11AR02G	43.001	Science	203,983	-
National Aeronautics and Space Administration	Direct		NNX12AD29G	43.001	Science	41,799	-
National Aeronautics and Space Administration	Direct		NNX12AD34G	43.001	Science	103,780	46,632
National Aeronautics and Space Administration	Direct		NNX12AG44G	43.001	Science	117,734	-
National Aeronautics and Space Administration	Direct		NNX12AG83G	43.001	Science	14,916	-
National Aeronautics and Space Administration	Direct		NNX12AK34G	43.001	Science	10,354	-
National Aeronautics and Space Administration	Direct		NNX12AM74G	43.001	Science	25,020	21,497
National Aeronautics and Space Administration	Direct		NNX12AP72G	43.001	Science	30,018	-
National Aeronautics and Space Administration	Direct		NNX12AR53G	43.001	Science	43,794	-
National Aeronautics and Space Administration	Direct		NNX13AE05G	43.001	Science	(6,910)	-
National Aeronautics and Space Administration	Direct		NNX13AE56G	43.001	Science	67,817	-
National Aeronautics and Space Administration	Direct		NNX13AE89G	43.001	Science	(1,608)	-
National Aeronautics and Space Administration	Direct		NNX13AG22G	43.001	Science	23,508	-
National Aeronautics and Space Administration	Direct		NNX13AG52G	43.001	Science	(11)	-
National Aeronautics and Space Administration	Direct		NNX13AG70G	43.001	Science	10,385	-
National Aeronautics and Space Administration	Direct		NNX13AI66G	43.001	Science	94,288	-
National Aeronautics and Space Administration	Direct		NNX13AI71G	43.001	Science	37,279	-
National Aeronautics and Space Administration	Direct		NNX13AL04G	43.001	Science	84,805	-
National Aeronautics and Space Administration	Direct		NNX13AN70H	43.001	Science	9,483	-
National Aeronautics and Space Administration	Direct		NNX13AN76H	43.001	Science	5,819	-
National Aeronautics and Space Administration	Direct		NNX13AN77H	43.001	Science	(29,464)	-
National Aeronautics and Space Administration	Direct		NNX13AO27G	43.001	Science	30,461	-
National Aeronautics and Space Administration	Direct		NNX13AO68H	43.001	Science	3,661	-
National Aeronautics and Space Administration	Direct		NNX13AP36G	43.001	Science	45,548	-
National Aeronautics and Space Administration	Direct		NNX13AP93H	43.001	Science	6,845	-
National Aeronautics and Space Administration	Direct		NNX13AQ33G	43.001	Science	141,273	67,713
National Aeronautics and Space Administration	Direct		NNX13AQ66G	43.001	Science	10,938	-
National Aeronautics and Space Administration	Direct		NNX13AR05G	43.001	Science	(6,005)	-
National Aeronautics and Space Administration	Direct		NNX14AB39G	43.001	Science	150,505	-
National Aeronautics and Space Administration	Direct		NNX14AB58G	43.001	Science	31,210	-
National Aeronautics and Space Administration	Direct		NNX14AC02G	43.001	Science	59,537	-

University of Michigan
Schedule of Expenditures of Federal Awards
For the Year Ended June 30, 2017

Cluster Title/Federal Grantor/Program	Type	Pass-Through Grantor	Award Identifier	CFDA Number	CFDA Program Title	Federal Expenditures	Pass-Through
National Aeronautics and Space Administration	Direct		NNX14AC58G	43.001	Science	9,392	-
National Aeronautics and Space Administration	Direct		NNX14AC82G	43.001	Science	90,156	-
National Aeronautics and Space Administration	Direct		NNX14AE75G	43.001	Science	63,106	-
National Aeronautics and Space Administration	Direct		NNX14AF07G	43.001	Science	9,661	-
National Aeronautics and Space Administration	Direct		NNX14AF09G	43.001	Science	40,061	-
National Aeronautics and Space Administration	Direct		NNX14AF18G	43.001	Science	20,340	-
National Aeronautics and Space Administration	Direct		NNX14AF31G	43.001	Science	132,374	-
National Aeronautics and Space Administration	Direct		NNX14AF34G	43.001	Science	130,054	-
National Aeronautics and Space Administration	Direct		NNX14AF90G	43.001	Science	66,119	-
National Aeronautics and Space Administration	Direct		NNX14AG68G	43.001	Science	70,589	-
National Aeronautics and Space Administration	Direct		NNX14AG84G	43.001	Science	167,658	-
National Aeronautics and Space Administration	Direct		NNX14AH19G	43.001	Science	165,784	-
National Aeronautics and Space Administration	Direct		NNX14AI40G	43.001	Science	556,109	-
National Aeronautics and Space Administration	Direct		NNX14AI87G	43.001	Science	34,154	-
National Aeronautics and Space Administration	Direct		NNX14AJ03G	43.001	Science	30,437	-
National Aeronautics and Space Administration	Direct		NNX14AJ07G	43.001	Science	(814)	-
National Aeronautics and Space Administration	Direct		NNX14AJ50G	43.001	Science	107,062	-
National Aeronautics and Space Administration	Direct		NNX14AP44G	43.001	Science	147,514	-
National Aeronautics and Space Administration	Direct		NNX14AR78G	43.001	Science	168,774	-
National Aeronautics and Space Administration	Direct		NNX15AB36G	43.001	Science	199,546	-
National Aeronautics and Space Administration	Direct		NNX15AB73G	43.001	Science	153,112	-
National Aeronautics and Space Administration	Direct		NNX15AC25G	43.001	Science	97,966	-
National Aeronautics and Space Administration	Direct		NNX15AD40G	43.001	Science	214,890	-
National Aeronautics and Space Administration	Direct		NNX15AE34G	43.001	Science	131,114	-
National Aeronautics and Space Administration	Direct		NNX15AE77G	43.001	Science	67,105	-
National Aeronautics and Space Administration	Direct		NNX15AF33G	43.001	Science	18,586	-
National Aeronautics and Space Administration	Direct		NNX15AG32G	43.001	Science	7,700	-
National Aeronautics and Space Administration	Direct		NNX15AG39G	43.001	Science	31,372	-
National Aeronautics and Space Administration	Direct		NNX15AH13G	43.001	Science	177,961	73,790
National Aeronautics and Space Administration	Direct		NNX15AH28G	43.001	Science	21,937	-
National Aeronautics and Space Administration	Direct		NNX15AH30G	43.001	Science	218,916	-
National Aeronautics and Space Administration	Direct		NNX15AH37G	43.001	Science	155,018	-
National Aeronautics and Space Administration	Direct		NNX15AI13G	43.001	Science	(6,495)	-
National Aeronautics and Space Administration	Direct		NNX15AI39G	43.001	Science	45,505	-
National Aeronautics and Space Administration	Direct		NNX15AI42G	43.001	Science	51,093	-
National Aeronautics and Space Administration	Direct		NNX15AJ68G	43.001	Science	62,239	-
National Aeronautics and Space Administration	Direct		NNX15AJ81G	43.001	Science	133,390	-
National Aeronautics and Space Administration	Direct		NNX15AK79G	43.001	Science	158,223	-
National Aeronautics and Space Administration	Direct		NNX15AK88G	43.001	Science	119,625	23,649
National Aeronautics and Space Administration	Direct		NNX15AL01G	43.001	Science	56,355	-
National Aeronautics and Space Administration	Direct		NNX15AL78G	43.001	Science	33,501	-
National Aeronautics and Space Administration	Direct		NNX15AL99G	43.001	Science	4,411	-
National Aeronautics and Space Administration	Direct		NNX15AM31G	43.001	Science	18,810	-
National Aeronautics and Space Administration	Direct		NNX15AM53G	43.001	Science	105,943	-
National Aeronautics and Space Administration	Direct		NNX15AM93G	43.001	Science	132,563	5,199
National Aeronautics and Space Administration	Direct		NNX15AQ16G	43.001	Science	84,684	-
National Aeronautics and Space Administration	Direct		NNX15AQ63H	43.001	Science	5,385	-
National Aeronautics and Space Administration	Direct		NNX15AR36G	43.001	Science	31,195	-
National Aeronautics and Space Administration	Direct		NNX15AR39G	43.001	Science	17,775	-
National Aeronautics and Space Administration	Direct		NNX15AT87G	43.001	Science	43,918	-
National Aeronautics and Space Administration	Direct		NNX15AU15G	43.001	Science	65,317	-
National Aeronautics and Space Administration	Direct		NNX15AV08G	43.001	Science	6,405	-
National Aeronautics and Space Administration	Direct		NNX15AV12G	43.001	Science	15,748	-
National Aeronautics and Space Administration	Direct		NNX15AV24G	43.001	Science	16,606	-
National Aeronautics and Space Administration	Direct		NNX15AV25G	43.001	Science	36,693	-
National Aeronautics and Space Administration	Direct		NNX15AW08G	43.001	Science	14,182	-
National Aeronautics and Space Administration	Direct		NNX16AB37G	43.001	Science	83,939	-
National Aeronautics and Space Administration	Direct		NNX16AB46G	43.001	Science	98,449	14,110
National Aeronautics and Space Administration	Direct		NNX16AB47G	43.001	Science	15,711	-
National Aeronautics and Space Administration	Direct		NNX16AB48G	43.001	Science	34,943	6,081
National Aeronautics and Space Administration	Direct		NNX16AC01G	43.001	Science	60,259	-
National Aeronautics and Space Administration	Direct		NNX16AC66A	43.001	Science	876,394	-
National Aeronautics and Space Administration	Direct		NNX16AC74G	43.001	Science	144,732	-
National Aeronautics and Space Administration	Direct		NNX16AD43G	43.001	Science	47,148	-
National Aeronautics and Space Administration	Direct		NNX16AD72A	43.001	Science	10,464	-
National Aeronautics and Space Administration	Direct		NNX16AE38G	43.001	Science	43,477	-
National Aeronautics and Space Administration	Direct		NNX16AE89G	43.001	Science	106,455	-
National Aeronautics and Space Administration	Direct		NNX16AF23G	43.001	Science	58,055	-
National Aeronautics and Space Administration	Direct		NNX16AH01G	43.001	Science	30,524	-
National Aeronautics and Space Administration	Direct		NNX16AH19G	43.001	Science	4,608	-
National Aeronautics and Space Administration	Direct		NNX16AH48G	43.001	Science	17,652	-
National Aeronautics and Space Administration	Direct		NNX16AH79G	43.001	Science	41,722	-
National Aeronautics and Space Administration	Direct		NNX16AI19G	43.001	Science	20,025	-
National Aeronautics and Space Administration	Direct		NNX16AI41G	43.001	Science	29,870	-
National Aeronautics and Space Administration	Direct		NNX16AI58G	43.001	Science	71,987	-
National Aeronautics and Space Administration	Direct		NNX16AJ54G	43.001	Science	41,414	26,439
National Aeronautics and Space Administration	Direct		NNX16AJ67G	43.001	Science	252,678	11,411
National Aeronautics and Space Administration	Direct		NNX16AK51G	43.001	Science	29,999	-

University of Michigan
Schedule of Expenditures of Federal Awards
For the Year Ended June 30, 2017

Cluster Title/Federal Grantor/Program	Type	Pass-Through Grantor	Award Identifier	CFDA Number	CFDA Program Title	Federal Expenditures	Pass-Through
National Aeronautics and Space Administration	Direct		NNX16AL12G	43.001	Science	161,365	-
National Aeronautics and Space Administration	Direct		NNX16AM23G	43.001	Science	121,296	12,603
National Aeronautics and Space Administration	Direct		NNX16AM99G	43.001	Science	39,772	-
National Aeronautics and Space Administration	Direct		NNX16AN86G	43.001	Science	5,470	-
National Aeronautics and Space Administration	Direct		NNX16AO23H	43.001	Science	40,184	-
National Aeronautics and Space Administration	Direct		NNX16AP03H	43.001	Science	24,673	-
National Aeronautics and Space Administration	Direct		NNX16AP04H	43.001	Science	24,673	-
National Aeronautics and Space Administration	Direct		NNX16AP32G	43.001	Science	6,713	-
National Aeronautics and Space Administration	Direct		NNX16AQ04G	43.001	Science	86,478	-
National Aeronautics and Space Administration	Direct		NNX16AT39G	43.001	Science	25,087	-
National Aeronautics and Space Administration	Direct		NNX17AB38G	43.001	Science	196,877	-
National Aeronautics and Space Administration	Direct		NNX17AB87G	43.001	Science	35,429	-
National Aeronautics and Space Administration	Direct		NNX17AC82G	43.001	Science	7,357	-
National Aeronautics and Space Administration	Direct		NNX17AD57G	43.001	Science	27,647	-
National Aeronautics and Space Administration	Direct		NNX17AE31G	43.001	Science	16,344	-
National Aeronautics and Space Administration	Direct		NNX17AE63G	43.001	Science	1,558	-
National Aeronautics and Space Administration	Direct		NNX17AF21G	43.001	Science	6,698	-
National Aeronautics and Space Administration	Direct		NNX17AG25G	43.001	Science	59,164	-
National Aeronautics and Space Administration	Direct		NNX17AI48G	43.001	Science	3,286	-
National Aeronautics and Space Administration	Direct		NNX17AL23G	43.001	Science	7,169	-
National Aeronautics and Space Administration	Direct		PF3-140111	43.001	Science	(920)	-
National Aeronautics and Space Administration	Direct		SV6-86010	43.001	Science	69,295	-
National Aeronautics and Space Administration	Pass-Through	Bay Area Environmental Research Institute	Subcontract	43.001	Science	59,448	-
National Aeronautics and Space Administration	Pass-Through	Bay Area Environmental Research Institute	Subcontract	43.001	Science	4,456	-
National Aeronautics and Space Administration	Pass-Through	Boston College	5001920-01	43.001	Science	6,055	-
National Aeronautics and Space Administration	Pass-Through	Boston University	4500001616	43.001	Science	27,572	-
National Aeronautics and Space Administration	Pass-Through	California Institute of Technology	44A-1093998	43.001	Science	228,039	-
National Aeronautics and Space Administration	Pass-Through	California Institute of Technology	65L-1097799	43.001	Science	1,589	-
National Aeronautics and Space Administration	Pass-Through	George Mason University	E2034731	43.001	Science	20,477	-
National Aeronautics and Space Administration	Pass-Through	Georgia Technology Research Corporation	RF402-G1	43.001	Science	12,021	-
National Aeronautics and Space Administration	Pass-Through	Michigan State University	RC104664UM	43.001	Science	72,367	-
National Aeronautics and Space Administration	Pass-Through	National Institute of Aerospace	X13-7142-UM	43.001	Science	8,929	-
National Aeronautics and Space Administration	Pass-Through	Ohio State University, The	60042702	43.001	Science	162,235	-
National Aeronautics and Space Administration	Pass-Through	South Dakota State University	3TF330	43.001	Science	4,894	-
National Aeronautics and Space Administration	Pass-Through	SRI International	119-000260	43.001	Science	155,481	-
National Aeronautics and Space Administration	Pass-Through	University of California - Berkeley	00008925/POBB00628939	43.001	Science	102,714	-
National Aeronautics and Space Administration	Pass-Through	University of California - Davis	201403446-01	43.001	Science	58,609	-
National Aeronautics and Space Administration	Pass-Through	University of California - Los Angeles	2090 G RA225	43.001	Science	9,176	-
National Aeronautics and Space Administration	Pass-Through	University of California - Los Angeles	2090 G SA 194	43.001	Science	43,236	-
National Aeronautics and Space Administration	Pass-Through	University of California - Los Angeles	2090 G TA481	43.001	Science	37,064	-
National Aeronautics and Space Administration	Pass-Through	University of Colorado	1554008	43.001	Science	10,034	-
National Aeronautics and Space Administration	Pass-Through	University of Colorado Boulder	1554367	43.001	Science	8,608	-
National Aeronautics and Space Administration	Pass-Through	University of Maryland, The	Z6054002	43.001	Science	4,633	-
National Aeronautics and Space Administration	Pass-Through	University of Maryland-Baltimore County (UMBC)	0000014591	43.001	Science	66,991	-
National Aeronautics and Space Administration	Pass-Through	University of Montana	PG15-26860-01	43.001	Science	14,106	-
National Aeronautics and Space Administration	Pass-Through	University of New Hampshire	14-084	43.001	Science	95,185	-
National Aeronautics and Space Administration	Pass-Through	University of New Hampshire	16-011	43.001	Science	56,568	-
National Aeronautics and Space Administration	Pass-Through	University of New Hampshire	16-016	43.001	Science	55,828	-
National Aeronautics and Space Administration	Pass-Through	University of New Hampshire	17-013	43.001	Science	17,266	-
National Aeronautics and Space Administration	Pass-Through	University of Southern California	34704771 PO 10054840	43.001	Science	(565)	-
National Aeronautics and Space Administration	Pass-Through	University of Utah	10038360	43.001	Science	2,543	-
National Aeronautics and Space Administration	Pass-Through	West Virginia University	16-159-UM	43.001	Science	32,063	-
National Aeronautics and Space Administration	Pass-Through	William Marsh Rice University	R53461	43.001	Science	36,299	-
National Aeronautics and Space Administration	Pass-Through	Woods Hole Oceanographic Institute	A101330, WHOI Project 23143700	43.001	Science	104,673	-
						\$ 11,131,469	\$ 309,124
National Aeronautics and Space Administration	Direct		NNM13AA11G	43.002	Aeronautics	4,134	-
National Aeronautics and Space Administration	Direct		NNX11AI19A	43.002	Aeronautics	116,562	9,729
National Aeronautics and Space Administration	Direct		NNX11AO78A	43.002	Aeronautics	174,846	59,568
National Aeronautics and Space Administration	Direct		NNX12AM54A	43.002	Aeronautics	45,846	-
National Aeronautics and Space Administration	Direct		NNX14AC72A	43.002	Aeronautics	(48,014)	-
National Aeronautics and Space Administration	Direct		NNX14AJ55A	43.002	Aeronautics	28,894	-
National Aeronautics and Space Administration	Direct		NNX15AN97A	43.002	Aeronautics	375,863	207,710
National Aeronautics and Space Administration	Direct		NNX15AN98A	43.002	Aeronautics	359,308	161,435
National Aeronautics and Space Administration	Direct		NNX16AH81A	43.002	Aeronautics	312,237	-
National Aeronautics and Space Administration	Direct		NNX16AP90A	43.002	Aeronautics	90,979	31,307
National Aeronautics and Space Administration	Pass-Through	Massachusetts Institute of Technology	Subaward 5710004122	43.002	Aeronautics	150,057	-
National Aeronautics and Space Administration	Pass-Through	National Space Biomedical Research Institute	NCC 9-58-46	43.002	Aeronautics	27,711	-
National Aeronautics and Space Administration	Pass-Through	National Space Biomedical Research Institute	NCC9-58-46	43.002	Aeronautics	16,325	-
National Aeronautics and Space Administration	Pass-Through	National Space Biomedical Research Institute	NCC9-58-46	43.002	Aeronautics	99,670	-
National Aeronautics and Space Administration	Pass-Through	National Space Biomedical Research Institute	SA02801; Master NCC 9-58 46	43.002	Aeronautics	(66)	-
						\$ 1,754,352	\$ 469,749
National Aeronautics and Space Administration	Direct		NNX16A074G	43.003	Exploration	28,472	-
National Aeronautics and Space Administration	Direct		NNX16A073G	43.003	Exploration	12,390	-
National Aeronautics and Space Administration	Pass-Through	National Space Biomedical Research Institute	SA03801	43.003	Exploration	67,329	-
						\$ 108,191	\$ -
National Aeronautics and Space Administration	Direct		NNX15AW42A	43.007	Space Operations	43,102	-
National Aeronautics and Space Administration	Pass-Through	University of Vermont	29247 SUB 51783	43.007	Space Operations	74,606	-
						\$ 117,708	\$ -

University of Michigan
Schedule of Expenditures of Federal Awards
For the Year Ended June 30, 2017

Cluster Title/Federal Grantor/Program	Type	Pass-Through Grantor	Award Identifier	CFDA Number	CFDA Program Title	Federal Expenditures	Pass-Through
National Aeronautics and Space Administration	Direct		NNX10AM46H	43.008	Education	\$ (6,620)	\$ -
National Aeronautics and Space Administration	Direct		NNX12AM32H	43.008	Education	31,740	-
National Aeronautics and Space Administration	Direct		NNX12AM64H	43.008	Education	7,708	-
National Aeronautics and Space Administration	Direct		NNX13AL51H	43.008	Education	75,939	-
National Aeronautics and Space Administration	Direct		NNX15AJ20H	43.008	Education	730,996	-
National Aeronautics and Space Administration	Direct		NNX16AI92A	43.008	Education	81,897	-
National Aeronautics and Space Administration	Direct		NNX16AT21H	43.008	Education	62,441	-
National Aeronautics and Space Administration	Pass-Through	National Institute of Aerospace	C15-2B00-UMICH/2A06-UMICH	43.008	Education	20,000	-
National Aeronautics and Space Administration	Pass-Through	University of Alabama, Huntsville	2015-059	43.008	Education	91,091	-
						\$ 1,095,192	\$ -
National Aeronautics and Space Administration	Direct		NNX12AM31H	43.009	Cross Agency Support	1,918	\$ -
National Aeronautics and Space Administration	Direct		NNX14AD71G	43.009	Cross Agency Support	(71)	-
National Aeronautics and Space Administration	Direct		NNX14AL65H	43.009	Cross Agency Support	59,561	-
National Aeronautics and Space Administration	Direct		NNX14AL67H	43.009	Cross Agency Support	65,925	-
National Aeronautics and Space Administration	Direct		NNX15AG99A	43.009	Cross Agency Support	(65)	-
National Aeronautics and Space Administration	Direct		NNX15AW10G	43.009	Cross Agency Support	(1,039)	-
National Aeronautics and Space Administration	Direct		NNX17AD24G	43.009	Cross Agency Support	93,948	-
						\$ 220,177	\$ -
National Aeronautics and Space Administration	Direct		NNX15AP46H	43.012	Space Technology	64,209	\$ -
National Aeronautics and Space Administration	Direct		NNX15AQ37H	43.012	Space Technology	70,945	-
National Aeronautics and Space Administration	Direct		NNX15AQ43H	43.012	Space Technology	80,457	-
National Aeronautics and Space Administration	Direct		NNX16AM55H	43.012	Space Technology	80,722	-
National Aeronautics and Space Administration	Direct		NNX16AM61H	43.012	Space Technology	55,819	-
National Aeronautics and Space Administration	Direct		NNX16AM62H	43.012	Space Technology	58,538	-
National Aeronautics and Space Administration	Direct		NNX16AM92H	43.012	Space Technology	52,707	-
National Aeronautics and Space Administration	Direct		NNX16AR65G	43.012	Space Technology	13,340	-
National Aeronautics and Space Administration	Direct		NNX16AT35A	43.012	Space Technology	56,002	-
National Aeronautics and Space Administration	Direct		NNX16AT43G	43.012	Space Technology	12,860	-
						\$ 545,599	\$ -
National Aeronautics and Space Administration	Direct		Janet Kozyra IPA-NNH17IA42P	43.RD		84,862	\$ -
National Aeronautics and Space Administration	Direct		NNG12CR34C	43.RD		49,608	-
National Aeronautics and Space Administration	Direct		NNL13AQ00C	43.RD		12,295,379	142,591
National Aeronautics and Space Administration	Direct		NNX16AH47G	43.RD		135,496	-
National Aeronautics and Space Administration	Direct		SV4-84016	43.RD		108,760	-
National Aeronautics and Space Administration	Pass-Through	AERO Institute	AERO 682	43.RD		64,135	-
National Aeronautics and Space Administration	Pass-Through	Aurora Flight Sciences	AFS14-2380	43.RD		112,982	-
National Aeronautics and Space Administration	Pass-Through	California Institute of Technology	44A-1096043	43.RD		42,076	-
National Aeronautics and Space Administration	Pass-Through	Carnegie Institution of Washington	DTM-3250-04	43.RD		95,386	-
National Aeronautics and Space Administration	Pass-Through	Catholic University of America	361346 Sub 1	43.RD		90,736	-
National Aeronautics and Space Administration	Pass-Through	Catholic University of America	361346 Sub 2	43.RD		15,939	-
National Aeronautics and Space Administration	Pass-Through	Catholic University of America	361361 Sub 1	43.RD		176,596	-
National Aeronautics and Space Administration	Pass-Through	Catholic University of America	361361 Sub 2	43.RD		47,999	-
National Aeronautics and Space Administration	Pass-Through	Catholic University of America	362496-Sub1	43.RD		(14,619)	-
National Aeronautics and Space Administration	Pass-Through	Colorado School of Mines	400637	43.RD		55,882	-
National Aeronautics and Space Administration	Pass-Through	Jet Propulsion Laboratory	1266313	43.RD		614,327	-
National Aeronautics and Space Administration	Pass-Through	Jet Propulsion Laboratory	1266314	43.RD		151,290	-
National Aeronautics and Space Administration	Pass-Through	Jet Propulsion Laboratory	1409449	43.RD		585,460	-
National Aeronautics and Space Administration	Pass-Through	Jet Propulsion Laboratory	1416972	43.RD		120,878	-
National Aeronautics and Space Administration	Pass-Through	Jet Propulsion Laboratory	1416974	43.RD		26,872	-
National Aeronautics and Space Administration	Pass-Through	Jet Propulsion Laboratory	1449038	43.RD		147,919	-
National Aeronautics and Space Administration	Pass-Through	Jet Propulsion Laboratory	1486489	43.RD		88,268	-
National Aeronautics and Space Administration	Pass-Through	Jet Propulsion Laboratory	1514747	43.RD		226,382	-
National Aeronautics and Space Administration	Pass-Through	Jet Propulsion Laboratory	1515850	43.RD		11,143	-
National Aeronautics and Space Administration	Pass-Through	Jet Propulsion Laboratory	1521148	43.RD		86,336	-
National Aeronautics and Space Administration	Pass-Through	Jet Propulsion Laboratory	1532308	43.RD		84,871	-
National Aeronautics and Space Administration	Pass-Through	Jet Propulsion Laboratory	1534436	43.RD		77,850	-
National Aeronautics and Space Administration	Pass-Through	Jet Propulsion Laboratory	1546643	43.RD		68,318	-
National Aeronautics and Space Administration	Pass-Through	Jet Propulsion Laboratory	1564409	43.RD		31,879	-
National Aeronautics and Space Administration	Pass-Through	Jet Propulsion Laboratory	1574620	43.RD		6,144	-
National Aeronautics and Space Administration	Pass-Through	Johns Hopkins University	117613	43.RD		15,775	-
National Aeronautics and Space Administration	Pass-Through	Johns Hopkins University	130622/CLIN 1	43.RD		191,039	-
National Aeronautics and Space Administration	Pass-Through	Southwest Research Institute	699056KC	43.RD		298,515	-
National Aeronautics and Space Administration	Pass-Through	Southwest Research Institute	A99201MO	43.RD		398,973	-
National Aeronautics and Space Administration	Pass-Through	Southwest Research Institute	E99061MO	43.RD		15,964	-
National Aeronautics and Space Administration	Pass-Through	Southwest Research Institute	H99061MO	43.RD		167,759	-
National Aeronautics and Space Administration	Pass-Through	Space Telescope Institute (STScI)	HST-AR-13879.001-A	43.RD		1,686	-
National Aeronautics and Space Administration	Pass-Through	Space Telescope Institute (STScI)	HST-AR-13881.001-A	43.RD		5,315	-
National Aeronautics and Space Administration	Pass-Through	Space Telescope Institute (STScI)	HST-AR-13884.001-A	43.RD		15,341	-
National Aeronautics and Space Administration	Pass-Through	Space Telescope Institute (STScI)	HST-AR-13890.001-A	43.RD		70	-
National Aeronautics and Space Administration	Pass-Through	Space Telescope Institute (STScI)	HST-AR-14279.001-A	43.RD		9,357	-
National Aeronautics and Space Administration	Pass-Through	Space Telescope Institute (STScI)	HST-EO-13758.001-A	43.RD		26	-
National Aeronautics and Space Administration	Pass-Through	Space Telescope Institute (STScI)	HST-GO-12060.52-A	43.RD		9,654	-
National Aeronautics and Space Administration	Pass-Through	Space Telescope Institute (STScI)	HST-GO-12607.04-A	43.RD		14,933	-
National Aeronautics and Space Administration	Pass-Through	Space Telescope Institute (STScI)	HST-GO-12904.01-A	43.RD		23,156	-
National Aeronautics and Space Administration	Pass-Through	Space Telescope Institute (STScI)	HST-GO-13001.03-A	43.RD		(36)	-
National Aeronautics and Space Administration	Pass-Through	Space Telescope Institute (STScI)	HST-GO-13050.01-A	43.RD		(155)	-
National Aeronautics and Space Administration	Pass-Through	Space Telescope Institute (STScI)	HST-GO-13108.03-A	43.RD		14,339	-
National Aeronautics and Space Administration	Pass-Through	Space Telescope Institute (STScI)	HST-GO-13284.001-A	43.RD		13,565	-

University of Michigan
Schedule of Expenditures of Federal Awards
For the Year Ended June 30, 2017

Cluster Title/Federal Grantor/Program	Type	Pass-Through Grantor	Award Identifier	CFDA Number	CFDA Program Title	Federal Expenditures	Pass-Through
National Aeronautics and Space Administration	Pass-Through	Space Telescope Institute (STScI)	HST-GO-13293.01-A	43.RD		19,145	-
National Aeronautics and Space Administration	Pass-Through	Space Telescope Institute (STScI)	HST-GO-13298.001-A	43.RD		5,813	-
National Aeronautics and Space Administration	Pass-Through	Space Telescope Institute (STScI)	HST-GO-13325.03-A	43.RD		2,155	-
National Aeronautics and Space Administration	Pass-Through	Space Telescope Institute (STScI)	HST-GO-13337.001-A	43.RD		4,348	-
National Aeronautics and Space Administration	Pass-Through	Space Telescope Institute (STScI)	HST-GO-13347.001-A	43.RD		18,987	-
National Aeronautics and Space Administration	Pass-Through	Space Telescope Institute (STScI)	HST-GO-13363.01-A	43.RD		16,956	-
National Aeronautics and Space Administration	Pass-Through	Space Telescope Institute (STScI)	HST-GO-13416.01-A	43.RD		(75)	-
National Aeronautics and Space Administration	Pass-Through	Space Telescope Institute (STScI)	HST-GO-13492.06-A	43.RD		10,396	-
National Aeronautics and Space Administration	Pass-Through	Space Telescope Institute (STScI)	HST-GO-13639.003-A	43.RD		107	-
National Aeronautics and Space Administration	Pass-Through	Space Telescope Institute (STScI)	HST-GO-13696.002-A	43.RD		16,279	-
National Aeronautics and Space Administration	Pass-Through	Space Telescope Institute (STScI)	HST-GO-13702.001-A	43.RD		19,453	-
National Aeronautics and Space Administration	Pass-Through	Space Telescope Institute (STScI)	HST-GO-13758.005-A	43.RD		4,516	-
National Aeronautics and Space Administration	Pass-Through	Space Telescope Institute (STScI)	HST-GO-13827.001-A	43.RD		41,256	-
National Aeronautics and Space Administration	Pass-Through	Space Telescope Institute (STScI)	HST-GO-13874.004-A	43.RD		5,502	-
National Aeronautics and Space Administration	Pass-Through	Space Telescope Institute (STScI)	HST-GO-14046.007-A	43.RD		1,859	-
National Aeronautics and Space Administration	Pass-Through	Space Telescope Institute (STScI)	HST-GO-14080.002-A	43.RD		1,555	-
National Aeronautics and Space Administration	Pass-Through	Space Telescope Institute (STScI)	HST-GO-14096.005-A	43.RD		149,721	-
National Aeronautics and Space Administration	Pass-Through	Space Telescope Institute (STScI)	HST-GO-14151.002-A	43.RD		37,539	-
National Aeronautics and Space Administration	Pass-Through	Space Telescope Institute (STScI)	HST-GO-14181.002-A	43.RD		7,656	-
National Aeronautics and Space Administration	Pass-Through	Space Telescope Institute (STScI)	HST-GO-14190.001-A	43.RD		1,063	-
National Aeronautics and Space Administration	Pass-Through	Space Telescope Institute (STScI)	HST-GO-14197.004-A	43.RD		8,346	-
National Aeronautics and Space Administration	Pass-Through	Space Telescope Institute (STScI)	HST-GO-14229.001	43.RD		3,274	-
National Aeronautics and Space Administration	Pass-Through	Space Telescope Institute (STScI)	HST-GO-14230.002-A	43.RD		(1,195)	-
National Aeronautics and Space Administration	Pass-Through	Space Telescope Institute (STScI)	HST-GO-14356.004-A	43.RD		1,730	-
National Aeronautics and Space Administration	Pass-Through	Space Telescope Institute (STScI)	HST-GO-14729.001-A	43.RD		16,894	-
National Aeronautics and Space Administration	Pass-Through	Space Telescope Institute (STScI)	STScI-49724	43.RD		36,702	-
National Aeronautics and Space Administration	Pass-Through	Systems Technology, Inc.	Roundtable Research Agreement	43.RD		9,933	-
National Aeronautics and Space Administration	Pass-Through	University of Arizona	344641	43.RD		50,011	-
National Aeronautics and Space Administration	Pass-Through	University of Colorado	1546525	43.RD		86,998	-
National Aeronautics and Space Administration	Pass-Through	University of Colorado	1546525/PO 1000106275	43.RD		345,053	53,952
National Aeronautics and Space Administration	Pass-Through	University of Washington	16-PAF02071	43.RD		11,455	-
Total National Aeronautics and Space Administration						\$ 17,817,862	\$ 196,543
						\$ 32,790,550	\$ 975,416
National Science Foundation	Direct		1240264	47.041	Engineering Grants	\$ 79,137	\$ 73,708
National Science Foundation	Direct		1454188	47.041	Engineering Grants	69,431	-
National Science Foundation	Direct		1462060	47.041	Engineering Grants	133,213	20,828
National Science Foundation	Direct		1462084	47.041	Engineering Grants	5,026	-
National Science Foundation	Direct		1462267	47.041	Engineering Grants	134,727	-
National Science Foundation	Direct		1462292	47.041	Engineering Grants	102,721	-
National Science Foundation	Direct		1462363	47.041	Engineering Grants	91,258	-
National Science Foundation	Direct		1462910	47.041	Engineering Grants	61,837	-
National Science Foundation	Direct		1463474	47.041	Engineering Grants	(15,962)	-
National Science Foundation	Direct		1500095	47.041	Engineering Grants	59,475	-
National Science Foundation	Direct		1500124	47.041	Engineering Grants	100,499	-
National Science Foundation	Direct		1500377	47.041	Engineering Grants	75,831	-
National Science Foundation	Direct		1507192	47.041	Engineering Grants	103,322	-
National Science Foundation	Direct		1507198	47.041	Engineering Grants	23,814	-
National Science Foundation	Direct		1507928	47.041	Engineering Grants	87,234	78,362
National Science Foundation	Direct		1508943	47.041	Engineering Grants	90,290	-
National Science Foundation	Direct		1509354	47.041	Engineering Grants	117,736	-
National Science Foundation	Direct		1509691	47.041	Engineering Grants	142,809	-
National Science Foundation	Direct		1510788	47.041	Engineering Grants	85,707	-
National Science Foundation	Direct		1511720	47.041	Engineering Grants	92,578	-
National Science Foundation	Direct		1523287	47.041	Engineering Grants	52,844	-
National Science Foundation	Direct		1531533	47.041	Engineering Grants	111,828	5,956
National Science Foundation	Direct		1533557	47.041	Engineering Grants	139,299	-
National Science Foundation	Direct		1533829	47.041	Engineering Grants	(49)	-
National Science Foundation	Direct		1534003	47.041	Engineering Grants	212,560	37,317
National Science Foundation	Direct		1536087	47.041	Engineering Grants	229,828	-
National Science Foundation	Direct		1536179	47.041	Engineering Grants	7,777	-
National Science Foundation	Direct		1536188	47.041	Engineering Grants	79,680	-
National Science Foundation	Direct		1536444	47.041	Engineering Grants	101,513	-
National Science Foundation	Direct		1536603	47.041	Engineering Grants	386	-
National Science Foundation	Direct		1536834	47.041	Engineering Grants	69,913	-
National Science Foundation	Direct		1536924	47.041	Engineering Grants	24,128	-
National Science Foundation	Direct		1537222	47.041	Engineering Grants	133,544	-
National Science Foundation	Direct		1537360	47.041	Engineering Grants	213,017	-
National Science Foundation	Direct		1537440	47.041	Engineering Grants	101,452	-
National Science Foundation	Direct		1537582	47.041	Engineering Grants	56,304	-
National Science Foundation	Direct		1537711	47.041	Engineering Grants	120,475	-
National Science Foundation	Direct		1538180	47.041	Engineering Grants	123,366	-
National Science Foundation	Direct		1540022	47.041	Engineering Grants	3,870	-
National Science Foundation	Direct		1540106	47.041	Engineering Grants	10,856	-
National Science Foundation	Direct		1540107	47.041	Engineering Grants	19,411	-
National Science Foundation	Direct		1541486	47.041	Engineering Grants	(244)	-
National Science Foundation	Direct		1541838	47.041	Engineering Grants	150	-
National Science Foundation	Direct		1542020	47.041	Engineering Grants	26,001	17,086

University of Michigan
Schedule of Expenditures of Federal Awards
For the Year Ended June 30, 2017

Cluster Title/Federal Grantor/Program	Type	Pass-Through Grantor	Award Identifier	CFDA Number	CFDA Program Title	Federal Expenditures	Pass-Through
National Science Foundation	Direct		1547073	47.041	Engineering Grants	12,444	-
National Science Foundation	Direct		1547091	47.041	Engineering Grants	13,374	-
National Science Foundation	Direct		1547987	47.041	Engineering Grants	60,632	-
National Science Foundation	Direct		1548201	47.041	Engineering Grants	71,638	-
National Science Foundation	Direct		1549670	47.041	Engineering Grants	113,007	-
National Science Foundation	Direct		1550469	47.041	Engineering Grants	(633)	-
National Science Foundation	Direct		1550671	47.041	Engineering Grants	4,350	-
National Science Foundation	Direct		1552534	47.041	Engineering Grants	1,569,402	-
National Science Foundation	Direct		1552545	47.041	Engineering Grants	62,875	-
National Science Foundation	Direct		1552580	47.041	Engineering Grants	132,616	-
National Science Foundation	Direct		1553831	47.041	Engineering Grants	134,270	-
National Science Foundation	Direct		1553860	47.041	Engineering Grants	175,129	-
National Science Foundation	Direct		1553873	47.041	Engineering Grants	31,298	-
National Science Foundation	Direct		1554349	47.041	Engineering Grants	156,105	-
National Science Foundation	Direct		1555983	47.041	Engineering Grants	132,439	-
National Science Foundation	Direct		1559706	47.041	Engineering Grants	6,862	-
National Science Foundation	Direct		1561791	47.041	Engineering Grants	64,069	-
National Science Foundation	Direct		1561794	47.041	Engineering Grants	3,169	-
National Science Foundation	Direct		1562209	47.041	Engineering Grants	43,047	-
National Science Foundation	Direct		1562254	47.041	Engineering Grants	82,580	-
National Science Foundation	Direct		1562297	47.041	Engineering Grants	68,492	-
National Science Foundation	Direct		1562388	47.041	Engineering Grants	33,765	-
National Science Foundation	Direct		1562612	47.041	Engineering Grants	111,828	-
National Science Foundation	Direct		1565355	47.041	Engineering Grants	86,724	-
National Science Foundation	Direct		1565863	47.041	Engineering Grants	11,443	-
National Science Foundation	Direct		1600236	47.041	Engineering Grants	18,505	-
National Science Foundation	Direct		1602183	47.041	Engineering Grants	179,316	-
National Science Foundation	Direct		1604069	47.041	Engineering Grants	34,594	-
National Science Foundation	Direct		1604903	47.041	Engineering Grants	59,979	-
National Science Foundation	Direct		1605202	47.041	Engineering Grants	143,922	-
National Science Foundation	Direct		1606577	47.041	Engineering Grants	12,589	-
National Science Foundation	Direct		1607250	47.041	Engineering Grants	186,578	6,617
National Science Foundation	Direct		1608338	47.041	Engineering Grants	10,739	-
National Science Foundation	Direct		1608361	47.041	Engineering Grants	41,630	-
National Science Foundation	Direct		1613074	47.041	Engineering Grants	27,405	-
National Science Foundation	Direct		1620313	47.041	Engineering Grants	238,018	-
National Science Foundation	Direct		1620328	47.041	Engineering Grants	26,844	-
National Science Foundation	Direct		1621116	47.041	Engineering Grants	8,719	-
National Science Foundation	Direct		1621135	47.041	Engineering Grants	197,914	-
National Science Foundation	Direct		1622890	47.041	Engineering Grants	13,186	-
National Science Foundation	Direct		1623572	47.041	Engineering Grants	37,238	-
National Science Foundation	Direct		1623669	47.041	Engineering Grants	14,237	-
National Science Foundation	Direct		1624330	47.041	Engineering Grants	7,918	-
National Science Foundation	Direct		1624368	47.041	Engineering Grants	20,654	-
National Science Foundation	Direct		1624775	47.041	Engineering Grants	2,502	-
National Science Foundation	Direct		1632974	47.041	Engineering Grants	40,648	-
National Science Foundation	Direct		1634505	47.041	Engineering Grants	60,508	-
National Science Foundation	Direct		1634545	47.041	Engineering Grants	71,625	-
National Science Foundation	Direct		1634676	47.041	Engineering Grants	80,909	-
National Science Foundation	Direct		1634680	47.041	Engineering Grants	58,825	-
National Science Foundation	Direct		1634694	47.041	Engineering Grants	101,628	-
National Science Foundation	Direct		1634824	47.041	Engineering Grants	61,959	-
National Science Foundation	Direct		1636132	47.041	Engineering Grants	14,858	-
National Science Foundation	Direct		1636876	47.041	Engineering Grants	62,196	-
National Science Foundation	Direct		1638199	47.041	Engineering Grants	41,868	-
National Science Foundation	Direct		1639244	47.041	Engineering Grants	484,488	246,852
National Science Foundation	Direct		1640417	47.041	Engineering Grants	4,471	-
National Science Foundation	Direct		1640633	47.041	Engineering Grants	39,158	-
National Science Foundation	Direct		1643225	47.041	Engineering Grants	42,754	-
National Science Foundation	Direct		1643479	47.041	Engineering Grants	21,322	-
National Science Foundation	Direct		1645229	47.041	Engineering Grants	135,345	-
National Science Foundation	Direct		1645870	47.041	Engineering Grants	50,192	-
National Science Foundation	Direct		1648870	47.041	Engineering Grants	76,938	-
National Science Foundation	Direct		1649879	47.041	Engineering Grants	59,102	-
National Science Foundation	Direct		1650488	47.041	Engineering Grants	9,731	-
National Science Foundation	Direct		1653339	47.041	Engineering Grants	4,114	-
National Science Foundation	Direct		1707232	47.041	Engineering Grants	31,716	-
National Science Foundation	Direct		1713736	47.041	Engineering Grants	49,770	-
National Science Foundation	Direct		1724168	47.041	Engineering Grants	15,361	-
National Science Foundation	Direct		1740497	47.041	Engineering Grants	39,743	-
National Science Foundation	Direct		1740865	47.041	Engineering Grants	24,008	-
National Science Foundation	Direct		CBET 1054352	47.041	Engineering Grants	70,252	-
National Science Foundation	Direct		CBET 1067450	47.041	Engineering Grants	11,000	-
National Science Foundation	Direct		CBET 1158638	47.041	Engineering Grants	1,555	-
National Science Foundation	Direct		CBET 1159240	47.041	Engineering Grants	5,809	-
National Science Foundation	Direct		CBET 1159635	47.041	Engineering Grants	3,480	-
National Science Foundation	Direct		CBET 1232937	47.041	Engineering Grants	(2,182)	-
National Science Foundation	Direct		CBET 1235671	47.041	Engineering Grants	(5,152)	-

University of Michigan
Schedule of Expenditures of Federal Awards
For the Year Ended June 30, 2017

Cluster Title/Federal Grantor/Program	Type	Pass-Through Grantor	Award Identifier	CFDA Number	CFDA Program Title	Federal Expenditures	Pass-Through
National Science Foundation	Direct		CBET 1235688	47.041	Engineering Grants	20,643	-
National Science Foundation	Direct		CBET 1235691	47.041	Engineering Grants	8,475	-
National Science Foundation	Direct		CBET 1235732	47.041	Engineering Grants	(378)	-
National Science Foundation	Direct		CBET 1253157	47.041	Engineering Grants	155,684	-
National Science Foundation	Direct		CBET 1253544	47.041	Engineering Grants	(3,942)	-
National Science Foundation	Direct		CBET 1263889	47.041	Engineering Grants	2,540	-
National Science Foundation	Direct		CBET 1332252	47.041	Engineering Grants	54,169	-
National Science Foundation	Direct		CBET 1332807	47.041	Engineering Grants	58,472	-
National Science Foundation	Direct		CBET 1335878	47.041	Engineering Grants	118,632	-
National Science Foundation	Direct		CBET 1336375	47.041	Engineering Grants	13,278	-
National Science Foundation	Direct		CBET 1336387	47.041	Engineering Grants	121,541	-
National Science Foundation	Direct		CBET 1336636	47.041	Engineering Grants	64,459	-
National Science Foundation	Direct		CBET 1336719	47.041	Engineering Grants	109,524	-
National Science Foundation	Direct		CBET 1339609	47.041	Engineering Grants	6,477	-
National Science Foundation	Direct		CBET 1349921	47.041	Engineering Grants	49,918	-
National Science Foundation	Direct		CBET 1351188	47.041	Engineering Grants	84,379	-
National Science Foundation	Direct		CBET 1351482	47.041	Engineering Grants	105,762	-
National Science Foundation	Direct		CBET 1402845	47.041	Engineering Grants	12,187	-
National Science Foundation	Direct		CBET 1403777	47.041	Engineering Grants	8,949	-
National Science Foundation	Direct		CBET 1407908	47.041	Engineering Grants	(1,111)	-
National Science Foundation	Direct		CBET 1435269	47.041	Engineering Grants	86,412	-
National Science Foundation	Direct		CBET 1436056	47.041	Engineering Grants	40,146	-
National Science Foundation	Direct		CBET 1437601	47.041	Engineering Grants	99,093	-
National Science Foundation	Direct		CBET 1438197	47.041	Engineering Grants	2,057	-
National Science Foundation	Direct		CBET 1438560	47.041	Engineering Grants	165,203	-
National Science Foundation	Direct		CBET 1449630	47.041	Engineering Grants	(15,096)	-
National Science Foundation	Direct		CBET 1502477	47.041	Engineering Grants	51,600	-
National Science Foundation	Direct		CBET-1402707	47.041	Engineering Grants	68,711	-
National Science Foundation	Direct		CBET-1403339	47.041	Engineering Grants	51,783	-
National Science Foundation	Direct		CBET-1553028	47.041	Engineering Grants	92,727	-
National Science Foundation	Direct		CBET-1604087	47.041	Engineering Grants	19,086	-
National Science Foundation	Direct		CBET-1653611	47.041	Engineering Grants	53,622	-
National Science Foundation	Direct		CBET-1731202	47.041	Engineering Grants	35,000	-
National Science Foundation	Direct		CMMI 1053145	47.041	Engineering Grants	106,036	-
National Science Foundation	Direct		CMMI 1068005	47.041	Engineering Grants	(41)	-
National Science Foundation	Direct		CMMI 1160916	47.041	Engineering Grants	6,546	-
National Science Foundation	Direct		CMMI 1161123	47.041	Engineering Grants	(1,147)	-
National Science Foundation	Direct		CMMI 1161874	47.041	Engineering Grants	22,019	-
National Science Foundation	Direct		CMMI 1232436	47.041	Engineering Grants	7,501	-
National Science Foundation	Direct		CMMI 1232683	47.041	Engineering Grants	103,150	-
National Science Foundation	Direct		CMMI 1232819	47.041	Engineering Grants	(1,023)	-
National Science Foundation	Direct		CMMI 1232883	47.041	Engineering Grants	29	-
National Science Foundation	Direct		cmmi 1232915	47.041	Engineering Grants	2,348	-
National Science Foundation	Direct		CMMI 1233095	47.041	Engineering Grants	(6,485)	-
National Science Foundation	Direct		CMMI 1233108	47.041	Engineering Grants	16,209	-
National Science Foundation	Direct		CMMI 1251891	47.041	Engineering Grants	19,695	-
National Science Foundation	Direct		CMMI 1253440	47.041	Engineering Grants	112,288	-
National Science Foundation	Direct		CMMI 1266088	47.041	Engineering Grants	17,210	-
National Science Foundation	Direct		CMMI 1266184	47.041	Engineering Grants	92,139	-
National Science Foundation	Direct		CMMI 1300010	47.041	Engineering Grants	59,019	-
National Science Foundation	Direct		CMMI 1300319	47.041	Engineering Grants	33,457	-
National Science Foundation	Direct		CMMI 1327316	47.041	Engineering Grants	67,307	-
National Science Foundation	Direct		CMMI 1333260	47.041	Engineering Grants	50,151	-
National Science Foundation	Direct		CMMI 1334204	47.041	Engineering Grants	30,636	-
National Science Foundation	Direct		CMMI 1334272	47.041	Engineering Grants	88,020	-
National Science Foundation	Direct		CMMI 1334340	47.041	Engineering Grants	41,323	-
National Science Foundation	Direct		CMMI 1334394	47.041	Engineering Grants	71,213	-
National Science Foundation	Direct		CMMI 1334908	47.041	Engineering Grants	192,018	-
National Science Foundation	Direct		CMMI 1344372	47.041	Engineering Grants	191,518	-
National Science Foundation	Direct		CMMI 1350202	47.041	Engineering Grants	86,874	-
National Science Foundation	Direct		CMMI 1351403	47.041	Engineering Grants	69,418	-
National Science Foundation	Direct		CMMI 1351412	47.041	Engineering Grants	38,334	-
National Science Foundation	Direct		CMMI 1362003	47.041	Engineering Grants	33,383	-
National Science Foundation	Direct		CMMI 1362513	47.041	Engineering Grants	72,066	-
National Science Foundation	Direct		CMMI 1362547	47.041	Engineering Grants	24,152	-
National Science Foundation	Direct		CMMI 1362619	47.041	Engineering Grants	73,618	-
National Science Foundation	Direct		CMMI 1362754	47.041	Engineering Grants	105,440	-
National Science Foundation	Direct		CMMI 1362975	47.041	Engineering Grants	139,751	-
National Science Foundation	Direct		CMMI 1404747	47.041	Engineering Grants	91,134	-
National Science Foundation	Direct		CMMI 1433066	47.041	Engineering Grants	16,903	-
National Science Foundation	Direct		CMMI 1434693	47.041	Engineering Grants	106,796	-
National Science Foundation	Direct		CMMI 1435188	47.041	Engineering Grants	85,350	-
National Science Foundation	Direct		CMMI 1435222	47.041	Engineering Grants	91,012	-
National Science Foundation	Direct		CMMI 1436631	47.041	Engineering Grants	75,484	-
National Science Foundation	Direct		CMMI 1451078	47.041	Engineering Grants	9,350	-
National Science Foundation	Direct		CMMI 1634709	47.041	Engineering Grants	13,694	-
National Science Foundation	Direct		CMMI 1638197	47.041	Engineering Grants	1,819	-
National Science Foundation	Direct		CMMI 1647517	47.041	Engineering Grants	9,299	-

University of Michigan
Schedule of Expenditures of Federal Awards
For the Year Ended June 30, 2017

Cluster Title/Federal Grantor/Program	Type	Pass-Through Grantor	Award Identifier	CFDA Number	CFDA Program Title	Federal Expenditures	Pass-Through
National Science Foundation	Direct		CMMI1265164	47.041	Engineering Grants	179,405	-
National Science Foundation	Direct		CMMI-1266063	47.041	Engineering Grants	52,339	-
National Science Foundation	Direct		CMMI-1350605	47.041	Engineering Grants	90,509	-
National Science Foundation	Direct		CMMI-1351456	47.041	Engineering Grants	70,981	-
National Science Foundation	Direct		CMMI-1351469	47.041	Engineering Grants	76,005	-
National Science Foundation	Direct		CMMI-1453346	47.041	Engineering Grants	60,480	-
National Science Foundation	Direct		CMMI-1523453	47.041	Engineering Grants	36,935	-
National Science Foundation	Direct		CNS 1253172	47.041	Engineering Grants	88,845	-
National Science Foundation	Direct		ECCS 1055308	47.041	Engineering Grants	57,266	-
National Science Foundation	Direct		ECCS 1102067	47.041	Engineering Grants	(1,008)	-
National Science Foundation	Direct		ECCS 1227879	47.041	Engineering Grants	45,857	-
National Science Foundation	Direct		ECCS 1231171	47.041	Engineering Grants	8,112	-
National Science Foundation	Direct		ECCS 1231826	47.041	Engineering Grants	(3,720)	-
National Science Foundation	Direct		ECCS 1254468	47.041	Engineering Grants	48,542	-
National Science Foundation	Direct		ECCS 1303499	47.041	Engineering Grants	23,571	20,820
National Science Foundation	Direct		ECCS 1305667	47.041	Engineering Grants	3,730	-
National Science Foundation	Direct		ECCS 1305931	47.041	Engineering Grants	20,115	-
National Science Foundation	Direct		ECCS 1307154	47.041	Engineering Grants	100	-
National Science Foundation	Direct		ECCS 1307744	47.041	Engineering Grants	22,955	-
National Science Foundation	Direct		ECCS 1307754	47.041	Engineering Grants	50,055	-
National Science Foundation	Direct		ECCS 1342121	47.041	Engineering Grants	(766)	-
National Science Foundation	Direct		ECCS 1343720	47.041	Engineering Grants	160,152	-
National Science Foundation	Direct		ECCS 1404814	47.041	Engineering Grants	80,784	-
National Science Foundation	Direct		ECCS 1405870	47.041	Engineering Grants	114,944	-
National Science Foundation	Direct		ECCS 1407580	47.041	Engineering Grants	180,038	-
National Science Foundation	Direct		ECCS 1407967	47.041	Engineering Grants	141,670	-
National Science Foundation	Direct		ECCS 1428069	47.041	Engineering Grants	15,434	-
National Science Foundation	Direct		ECCS 1446521	47.041	Engineering Grants	258,254	-
National Science Foundation	Direct		ECCS 1607796	47.041	Engineering Grants	941	-
National Science Foundation	Direct		ECCS-1452916	47.041	Engineering Grants	106,250	-
National Science Foundation	Direct		ECCS-1610362	47.041	Engineering Grants	97,019	-
National Science Foundation	Direct		ECCS-1644731	47.041	Engineering Grants	25,078	-
National Science Foundation	Direct		EEC 1159345	47.041	Engineering Grants	150,456	-
National Science Foundation	Direct		EEC 1264551	47.041	Engineering Grants	39,159	-
National Science Foundation	Direct		EEC 1340459	47.041	Engineering Grants	85,060	-
National Science Foundation	Direct		EEC-1329217	47.041	Engineering Grants	29,804	-
National Science Foundation	Direct		EECCS 1407977	47.041	Engineering Grants	87,626	-
National Science Foundation	Direct		EFRI 1332342	47.041	Engineering Grants	355,941	-
National Science Foundation	Direct		IIP 1134676	47.041	Engineering Grants	11,343	-
National Science Foundation	Direct		IIP 1342917	47.041	Engineering Grants	(41)	-
National Science Foundation	Direct		IIP 1358550	47.041	Engineering Grants	(33)	-
National Science Foundation	Direct		IIP 1463918	47.041	Engineering Grants	(571)	-
National Science Foundation	Direct		IIP 1464476	47.041	Engineering Grants	(109)	-
National Science Foundation	Direct		IIP1613100	47.041	Engineering Grants	(154)	-
National Science Foundation	Direct		IIP-1643280	47.041	Engineering Grants	194,869	39,970
National Science Foundation	Pass-Through	Arborsense, Inc.	Agreement	47.041	Engineering Grants	17,860	-
National Science Foundation	Pass-Through	Carnegie Institution of Washington	9-10424-01	47.041	Engineering Grants	280,427	53,404
National Science Foundation	Pass-Through	Carnegie Institution of Washington	9-10424-02	47.041	Engineering Grants	123,475	-
National Science Foundation	Pass-Through	Ecovia Renewables LLC	Roundtable Research Agreement	47.041	Engineering Grants	(4,167)	-
National Science Foundation	Pass-Through	FlexDex, Inc.	FlexDex-Ps	47.041	Engineering Grants	27,021	-
National Science Foundation	Pass-Through	Florida State University	R01736	47.041	Engineering Grants	75,325	-
National Science Foundation	Pass-Through	Inmatech, Inc	Research Agreement	47.041	Engineering Grants	12,585	-
National Science Foundation	Pass-Through	Iowa State University	420-72-34/19 69672 23	47.041	Engineering Grants	205,626	-
National Science Foundation	Pass-Through	Kettering University	531098A/PO#P0036341	47.041	Engineering Grants	9,838	-
National Science Foundation	Pass-Through	North Carolina State University	2012-1067-04	47.041	Engineering Grants	95,669	-
National Science Foundation	Pass-Through	North Carolina State University	2015-0995-01	47.041	Engineering Grants	16,931	-
National Science Foundation	Pass-Through	Oklahoma State University	1-565747-MICH	47.041	Engineering Grants	32,681	-
National Science Foundation	Pass-Through	PhasiQ, Inc.	Roundtable Research Agreement	47.041	Engineering Grants	90,968	-
National Science Foundation	Pass-Through	Stanford University	60447212-111120-B	47.041	Engineering Grants	59,952	-
National Science Foundation	Pass-Through	Texas A & M University	C8321	47.041	Engineering Grants	19,477	-
National Science Foundation	Pass-Through	University of California - Santa Barbara	KK1822	47.041	Engineering Grants	11,912	-
National Science Foundation	Pass-Through	University of Colorado	1549958 PO#1000175809	47.041	Engineering Grants	7,689	-
National Science Foundation	Pass-Through	University of Minnesota	A0005262101	47.041	Engineering Grants	119,133	-
National Science Foundation	Pass-Through	Vanderbilt University	UNIV59840	47.041	Engineering Grants	75,127	-
National Science Foundation	Pass-Through	Virginia Commonwealth University	PT106594-SC103006	47.041	Engineering Grants	58,542	-
						\$ 18,315,311	\$ 600,920
National Science Foundation	Direct		1452392	47.049	Mathematical and Physical Sciences	47,883	-
National Science Foundation	Direct		1452636	47.049	Mathematical and Physical Sciences	151,809	-
National Science Foundation	Direct		1454010	47.049	Mathematical and Physical Sciences	33,389	-
National Science Foundation	Direct		1460331	47.049	Mathematical and Physical Sciences	110,008	-
National Science Foundation	Direct		1460990	47.049	Mathematical and Physical Sciences	62,693	-
National Science Foundation	Direct		1462368	47.049	Mathematical and Physical Sciences	98,761	-
National Science Foundation	Direct		1464477	47.049	Mathematical and Physical Sciences	111,421	-
National Science Foundation	Direct		1464514	47.049	Mathematical and Physical Sciences	99,441	-
National Science Foundation	Direct		1464584	47.049	Mathematical and Physical Sciences	169,845	-
National Science Foundation	Direct		1464693	47.049	Mathematical and Physical Sciences	88,296	-
National Science Foundation	Direct		1464696	47.049	Mathematical and Physical Sciences	152,126	-
National Science Foundation	Direct		1500142	47.049	Mathematical and Physical Sciences	62,059	-

University of Michigan
Schedule of Expenditures of Federal Awards
For the Year Ended June 30, 2017

Cluster Title/Federal Grantor/Program	Type	Pass-Through Grantor	Award Identifier	CFDA Number	CFDA Program Title	Federal Expenditures	Pass-Through
National Science Foundation	Direct		1501461	47.049	Mathematical and Physical Sciences	83,281	-
National Science Foundation	Direct		1501625	47.049	Mathematical and Physical Sciences	77,680	-
National Science Foundation	Direct		1505385	47.049	Mathematical and Physical Sciences	147,408	-
National Science Foundation	Direct		1505458	47.049	Mathematical and Physical Sciences	262,325	-
National Science Foundation	Direct		1505635	47.049	Mathematical and Physical Sciences	176,738	-
National Science Foundation	Direct		1505932	47.049	Mathematical and Physical Sciences	282,043	-
National Science Foundation	Direct		1506021	47.049	Mathematical and Physical Sciences	214,399	-
National Science Foundation	Direct		1506055	47.049	Mathematical and Physical Sciences	42,937	-
National Science Foundation	Direct		1506093	47.049	Mathematical and Physical Sciences	177,440	-
National Science Foundation	Direct		1506117	47.049	Mathematical and Physical Sciences	132,601	15,000
National Science Foundation	Direct		1506273	47.049	Mathematical and Physical Sciences	364,797	-
National Science Foundation	Direct		1506540	47.049	Mathematical and Physical Sciences	353,848	-
National Science Foundation	Direct		1507033	47.049	Mathematical and Physical Sciences	274,592	213,170
National Science Foundation	Direct		1508492	47.049	Mathematical and Physical Sciences	184,146	41,054
National Science Foundation	Direct		1510429	47.049	Mathematical and Physical Sciences	40,086	-
National Science Foundation	Direct		1513040	47.049	Mathematical and Physical Sciences	51,206	-
National Science Foundation	Direct		1513054	47.049	Mathematical and Physical Sciences	163,085	-
National Science Foundation	Direct		1513379	47.049	Mathematical and Physical Sciences	147,463	-
National Science Foundation	Direct		1513595	47.049	Mathematical and Physical Sciences	113,524	-
National Science Foundation	Direct		1514670	47.049	Mathematical and Physical Sciences	99,160	-
National Science Foundation	Direct		1514838	47.049	Mathematical and Physical Sciences	81,227	-
National Science Foundation	Direct		1515001	47.049	Mathematical and Physical Sciences	76,580	-
National Science Foundation	Direct		1515161	47.049	Mathematical and Physical Sciences	215,010	-
National Science Foundation	Direct		1516075	47.049	Mathematical and Physical Sciences	74,556	-
National Science Foundation	Direct		1519117	47.049	Mathematical and Physical Sciences	181,962	-
National Science Foundation	Direct		1521158	47.049	Mathematical and Physical Sciences	45,396	-
National Science Foundation	Direct		1521551	47.049	Mathematical and Physical Sciences	90,255	-
National Science Foundation	Direct		1534221	47.049	Mathematical and Physical Sciences	128,681	-
National Science Foundation	Direct		1535628	47.049	Mathematical and Physical Sciences	283,223	-
National Science Foundation	Direct		1539709	47.049	Mathematical and Physical Sciences	45,619	-
National Science Foundation	Direct		1542007	47.049	Mathematical and Physical Sciences	49,337	-
National Science Foundation	Direct		1550842	47.049	Mathematical and Physical Sciences	(17,642)	-
National Science Foundation	Direct		1551696	47.049	Mathematical and Physical Sciences	(2,550)	-
National Science Foundation	Direct		1561533	47.049	Mathematical and Physical Sciences	790	-
National Science Foundation	Direct		1564457	47.049	Mathematical and Physical Sciences	21,824	-
National Science Foundation	Direct		1565795	47.049	Mathematical and Physical Sciences	133,620	-
National Science Foundation	Direct		1566460	47.049	Mathematical and Physical Sciences	387,614	-
National Science Foundation	Direct		1600138	47.049	Mathematical and Physical Sciences	105,910	-
National Science Foundation	Direct		1606348	47.049	Mathematical and Physical Sciences	104,625	-
National Science Foundation	Direct		1606553	47.049	Mathematical and Physical Sciences	172,136	-
National Science Foundation	Direct		1607260	47.049	Mathematical and Physical Sciences	10,751	-
National Science Foundation	Direct		1607570	47.049	Mathematical and Physical Sciences	119,974	-
National Science Foundation	Direct		1607779	47.049	Mathematical and Physical Sciences	272,688	-
National Science Foundation	Direct		1607965	47.049	Mathematical and Physical Sciences	9,835	-
National Science Foundation	Direct		1609051	47.049	Mathematical and Physical Sciences	90,457	-
National Science Foundation	Direct		1609840	47.049	Mathematical and Physical Sciences	109,126	-
National Science Foundation	Direct		1610344	47.049	Mathematical and Physical Sciences	57,149	-
National Science Foundation	Direct		1622768	47.049	Mathematical and Physical Sciences	154,624	-
National Science Foundation	Direct		1634544	47.049	Mathematical and Physical Sciences	20,481	-
National Science Foundation	Direct		1641065	47.049	Mathematical and Physical Sciences	60,502	-
National Science Foundation	Direct		1643145	47.049	Mathematical and Physical Sciences	36,068	-
National Science Foundation	Direct		1649873	47.049	Mathematical and Physical Sciences	201,424	-
National Science Foundation	Direct		1653433	47.049	Mathematical and Physical Sciences	3,256	-
National Science Foundation	Direct		1654149	47.049	Mathematical and Physical Sciences	36,948	-
National Science Foundation	Direct		1744105	47.049	Mathematical and Physical Sciences	979	-
National Science Foundation	Direct		AST 1108963	47.049	Mathematical and Physical Sciences	5,743	-
National Science Foundation	Direct		AST 1210285	47.049	Mathematical and Physical Sciences	(37)	-
National Science Foundation	Direct		AST 1210973	47.049	Mathematical and Physical Sciences	18,308	-
National Science Foundation	Direct		AST 1210974	47.049	Mathematical and Physical Sciences	4,358	-
National Science Foundation	Direct		AST 1311698	47.049	Mathematical and Physical Sciences	88,144	-
National Science Foundation	Direct		AST 1311820	47.049	Mathematical and Physical Sciences	89,245	-
National Science Foundation	Direct		AST 1312997	47.049	Mathematical and Physical Sciences	92,154	-
National Science Foundation	Direct		AST 1344133	47.049	Mathematical and Physical Sciences	188,391	132,158
National Science Foundation	Direct		AST 1412144	47.049	Mathematical and Physical Sciences	24,095	-
National Science Foundation	Direct		AST1411154	47.049	Mathematical and Physical Sciences	24,209	-
National Science Foundation	Direct		AST-1514835	47.049	Mathematical and Physical Sciences	83,802	-
National Science Foundation	Direct		CHE 1111000	47.049	Mathematical and Physical Sciences	(1)	-
National Science Foundation	Direct		CHE 1124724	47.049	Mathematical and Physical Sciences	154,358	-
National Science Foundation	Direct		CHE 1230236	47.049	Mathematical and Physical Sciences	318,022	116,069
National Science Foundation	Direct		CHE 1252322	47.049	Mathematical and Physical Sciences	97,521	-
National Science Foundation	Direct		CHE 1253384	47.049	Mathematical and Physical Sciences	18,726	-
National Science Foundation	Direct		CHE 1265491	47.049	Mathematical and Physical Sciences	(8,765)	-
National Science Foundation	Direct		CHE 1300239	47.049	Mathematical and Physical Sciences	64,358	-
National Science Foundation	Direct		CHE 1305777	47.049	Mathematical and Physical Sciences	(11,999)	-
National Science Foundation	Direct		CHE 1350060	47.049	Mathematical and Physical Sciences	185,398	-
National Science Foundation	Direct		CHE 1350877	47.049	Mathematical and Physical Sciences	132,586	-
National Science Foundation	Direct		CHE 1361542	47.049	Mathematical and Physical Sciences	181,411	-
National Science Foundation	Direct		CHE 1361779	47.049	Mathematical and Physical Sciences	152,964	-

University of Michigan
Schedule of Expenditures of Federal Awards
For the Year Ended June 30, 2017

Cluster Title/Federal Grantor/Program	Type	Pass-Through Grantor	Award Identifier	CFDA Number	CFDA Program Title	Federal Expenditures	Pass-Through
National Science Foundation	Direct		CHE 1362120	47.049	Mathematical and Physical Sciences	53,121	-
National Science Foundation	Direct		CHE 1412759	47.049	Mathematical and Physical Sciences	195,437	-
National Science Foundation	Direct		CHE 1428479	47.049	Mathematical and Physical Sciences	(270,564)	-
National Science Foundation	Direct		CHE 1440118	47.049	Mathematical and Physical Sciences	41,438	-
National Science Foundation	Direct		CHE 1565782	47.049	Mathematical and Physical Sciences	140,389	-
National Science Foundation	Direct		CHE 1565840	47.049	Mathematical and Physical Sciences	50,374	-
National Science Foundation	Direct		CHE-1149670	47.049	Mathematical and Physical Sciences	291,602	-
National Science Foundation	Direct		CHE-1453894	47.049	Mathematical and Physical Sciences	164,202	-
National Science Foundation	Direct		CHE-1508485	47.049	Mathematical and Physical Sciences	86,632	-
National Science Foundation	Direct		CHE-1551994	47.049	Mathematical and Physical Sciences	75,457	-
National Science Foundation	Direct		CHE-1565837	47.049	Mathematical and Physical Sciences	171,429	-
National Science Foundation	Direct		CHE-1607949	47.049	Mathematical and Physical Sciences	115,302	-
National Science Foundation	Direct		CHE-1608331	47.049	Mathematical and Physical Sciences	163,548	-
National Science Foundation	Direct		CHE-1608553	47.049	Mathematical and Physical Sciences	89,236	-
National Science Foundation	Direct		CHE-1654223	47.049	Mathematical and Physical Sciences	39,266	-
National Science Foundation	Direct		DMR 1054303	47.049	Mathematical and Physical Sciences	7,591	-
National Science Foundation	Direct		DMR 1056456	47.049	Mathematical and Physical Sciences	164,360	-
National Science Foundation	Direct		DMR 1106058	47.049	Mathematical and Physical Sciences	97,270	-
National Science Foundation	Direct		DMR 1120187	47.049	Mathematical and Physical Sciences	(11,277)	-
National Science Foundation	Direct		DMR 1120923	47.049	Mathematical and Physical Sciences	2,168,481	381,031
National Science Foundation	Direct		DMR 1150593	47.049	Mathematical and Physical Sciences	22,643	-
National Science Foundation	Direct		DMR 1254314	47.049	Mathematical and Physical Sciences	80,347	-
National Science Foundation	Direct		DMR 1305749	47.049	Mathematical and Physical Sciences	173,287	-
National Science Foundation	Direct		DMR 1306815	47.049	Mathematical and Physical Sciences	57,074	-
National Science Foundation	Direct		DMR 1307884	47.049	Mathematical and Physical Sciences	97,071	-
National Science Foundation	Direct		DMR 1352157	47.049	Mathematical and Physical Sciences	27,748	-
National Science Foundation	Direct		DMR 1403335	47.049	Mathematical and Physical Sciences	215,258	-
National Science Foundation	Direct		DMR 1408817	47.049	Mathematical and Physical Sciences	81,881	-
National Science Foundation	Direct		DMR 1409529	47.049	Mathematical and Physical Sciences	101,333	-
National Science Foundation	Direct		DMR 1409620	47.049	Mathematical and Physical Sciences	194,214	-
National Science Foundation	Direct		DMR 1410282	47.049	Mathematical and Physical Sciences	227,449	-
National Science Foundation	Direct		DMR 1410461	47.049	Mathematical and Physical Sciences	58,004	-
National Science Foundation	Direct		DMR 1411014	47.049	Mathematical and Physical Sciences	53,639	-
National Science Foundation	Direct		DMR 1411064	47.049	Mathematical and Physical Sciences	9,922	-
National Science Foundation	Direct		DMR-1253347	47.049	Mathematical and Physical Sciences	171,943	-
National Science Foundation	Direct		DMR-1435965	47.049	Mathematical and Physical Sciences	358,539	-
National Science Foundation	Direct		DMR-1561008	47.049	Mathematical and Physical Sciences	238,291	-
National Science Foundation	Direct		DMR-1607854	47.049	Mathematical and Physical Sciences	328	-
National Science Foundation	Direct		DMR-1610742	47.049	Mathematical and Physical Sciences	56,474	-
National Science Foundation	Direct		DMR-1709005	47.049	Mathematical and Physical Sciences	16,863	-
National Science Foundation	Direct		DMS 0943832	47.049	Mathematical and Physical Sciences	123,487	-
National Science Foundation	Direct		DMS 0955463	47.049	Mathematical and Physical Sciences	72,335	-
National Science Foundation	Direct		DMS 1001764	47.049	Mathematical and Physical Sciences	(1,404)	-
National Science Foundation	Direct		DMS 1006294	47.049	Mathematical and Physical Sciences	3,862	-
National Science Foundation	Direct		DMS 1045119	47.049	Mathematical and Physical Sciences	362,299	-
National Science Foundation	Direct		DMS 1054115	47.049	Mathematical and Physical Sciences	4,503	-
National Science Foundation	Direct		DMS 1101434	47.049	Mathematical and Physical Sciences	(418)	-
National Science Foundation	Direct		DMS 1105189	47.049	Mathematical and Physical Sciences	(23)	-
National Science Foundation	Direct		DMS 1105586	47.049	Mathematical and Physical Sciences	11,519	-
National Science Foundation	Direct		DMS 1159005	47.049	Mathematical and Physical Sciences	(977)	-
National Science Foundation	Direct		DMS 1159265	47.049	Mathematical and Physical Sciences	24,721	-
National Science Foundation	Direct		DMS 1160720	47.049	Mathematical and Physical Sciences	7,824	-
National Science Foundation	Direct		DMS 1161372	47.049	Mathematical and Physical Sciences	5,006	-
National Science Foundation	Direct		DMS 1161735	47.049	Mathematical and Physical Sciences	4,565	-
National Science Foundation	Direct		DMS 1162181	47.049	Mathematical and Physical Sciences	9,556	-
National Science Foundation	Direct		DMS 1206131	47.049	Mathematical and Physical Sciences	(33)	-
National Science Foundation	Direct		DMS 1207693	47.049	Mathematical and Physical Sciences	11,063	-
National Science Foundation	Direct		DMS 1228164	47.049	Mathematical and Physical Sciences	(426)	-
National Science Foundation	Direct		DMS 1253149	47.049	Mathematical and Physical Sciences	64,622	-
National Science Foundation	Direct		DMS 1265256	47.049	Mathematical and Physical Sciences	48,614	-
National Science Foundation	Direct		DMS 1265782	47.049	Mathematical and Physical Sciences	80,053	-
National Science Foundation	Direct		DMS 1266207	47.049	Mathematical and Physical Sciences	40,387	-
National Science Foundation	Direct		DMS 1302032	47.049	Mathematical and Physical Sciences	(4,062)	-
National Science Foundation	Direct		DMS 1302162	47.049	Mathematical and Physical Sciences	12,032	-
National Science Foundation	Direct		DMS 1303082	47.049	Mathematical and Physical Sciences	61,691	-
National Science Foundation	Direct		DMS 1306992	47.049	Mathematical and Physical Sciences	16,488	-
National Science Foundation	Direct		DMS 1307164	47.049	Mathematical and Physical Sciences	90,824	-
National Science Foundation	Direct		DMS 1307566	47.049	Mathematical and Physical Sciences	25,398	-
National Science Foundation	Direct		DMS 1308919	47.049	Mathematical and Physical Sciences	21,254	-
National Science Foundation	Direct		DMS 1316731	47.049	Mathematical and Physical Sciences	19,242	-
National Science Foundation	Direct		DMS 1317730	47.049	Mathematical and Physical Sciences	77,407	-
National Science Foundation	Direct		DMS 1351362	47.049	Mathematical and Physical Sciences	75,638	-
National Science Foundation	Direct		DMS 1361541	47.049	Mathematical and Physical Sciences	75,425	-
National Science Foundation	Direct		DMS 1361782	47.049	Mathematical and Physical Sciences	93,133	-
National Science Foundation	Direct		DMS 1361838	47.049	Mathematical and Physical Sciences	26,588	-
National Science Foundation	Direct		DMS 1401224	47.049	Mathematical and Physical Sciences	130,045	-
National Science Foundation	Direct		DMS 1401227	47.049	Mathematical and Physical Sciences	65,068	-
National Science Foundation	Direct		DMS 1401384	47.049	Mathematical and Physical Sciences	139,483	-

University of Michigan
Schedule of Expenditures of Federal Awards
For the Year Ended June 30, 2017

Cluster Title/Federal Grantor/Program	Type	Pass-Through Grantor	Award Identifier	CFDA Number	CFDA Program Title	Federal Expenditures	Pass-Through
National Science Foundation	Direct		DMS 1405245	47.049	Mathematical and Physical Sciences	65,311	-
National Science Foundation	Direct		DMS 1406066	47.049	Mathematical and Physical Sciences	47,235	-
National Science Foundation	Direct		DMS 1406712	47.049	Mathematical and Physical Sciences	44,336	-
National Science Foundation	Direct		DMS 1407142	47.049	Mathematical and Physical Sciences	67,094	-
National Science Foundation	Direct		DMS 1407207	47.049	Mathematical and Physical Sciences	95,143	-
National Science Foundation	Direct		DMS 1407698	47.049	Mathematical and Physical Sciences	86,636	-
National Science Foundation	Direct		DMS 1411824	47.049	Mathematical and Physical Sciences	57,908	-
National Science Foundation	Direct		DMS 1417053	47.049	Mathematical and Physical Sciences	60,954	-
National Science Foundation	Direct		DMS 1418966	47.049	Mathematical and Physical Sciences	65,770	-
National Science Foundation	Direct		DMS 1422335	47.049	Mathematical and Physical Sciences	20,295	-
National Science Foundation	Direct		DMS 1500141	47.049	Mathematical and Physical Sciences	10,023	-
National Science Foundation	Direct		DMS 1601229	47.049	Mathematical and Physical Sciences	102,669	-
National Science Foundation	Direct		DMS 1613819	47.049	Mathematical and Physical Sciences	70,178	-
National Science Foundation	Direct		DMS1308890	47.049	Mathematical and Physical Sciences	5,596	-
National Science Foundation	Direct		DMS-1361789	47.049	Mathematical and Physical Sciences	73,550	-
National Science Foundation	Direct		DMS-1361791	47.049	Mathematical and Physical Sciences	84,174	-
National Science Foundation	Direct		DMS-1401380	47.049	Mathematical and Physical Sciences	33,069	-
National Science Foundation	Direct		DMS-1412119	47.049	Mathematical and Physical Sciences	75,303	-
National Science Foundation	Direct		DMS-1418964	47.049	Mathematical and Physical Sciences	18,718	-
National Science Foundation	Direct		DMS-1500750	47.049	Mathematical and Physical Sciences	4,701	-
National Science Foundation	Direct		DMS-1564362	47.049	Mathematical and Physical Sciences	98,019	-
National Science Foundation	Direct		DMS1600011	47.049	Mathematical and Physical Sciences	69,139	-
National Science Foundation	Direct		DMS-1600220	47.049	Mathematical and Physical Sciences	5,444	-
National Science Foundation	Direct		DMS1600223	47.049	Mathematical and Physical Sciences	95,407	-
National Science Foundation	Direct		DMS-1600494	47.049	Mathematical and Physical Sciences	33,804	-
National Science Foundation	Direct		DMS-1600665	47.049	Mathematical and Physical Sciences	50,233	-
National Science Foundation	Direct		DMS-1601844	47.049	Mathematical and Physical Sciences	69,721	-
National Science Foundation	Direct		DMS-1607840	47.049	Mathematical and Physical Sciences	35,400	-
National Science Foundation	Direct		DMS-1612549	47.049	Mathematical and Physical Sciences	69,877	-
National Science Foundation	Direct		DMS-1613170	47.049	Mathematical and Physical Sciences	2,398	-
National Science Foundation	Direct		DMS-1619907	47.049	Mathematical and Physical Sciences	137,317	-
National Science Foundation	Direct		DMS-1659203	47.049	Mathematical and Physical Sciences	47,091	-
National Science Foundation	Direct		DMS-1664722	47.049	Mathematical and Physical Sciences	28,981	-
National Science Foundation	Direct		DMS-1702114	47.049	Mathematical and Physical Sciences	15,202	-
National Science Foundation	Direct		PHY 1054164	47.049	Mathematical and Physical Sciences	8,577	-
National Science Foundation	Direct		PHY 1205219	47.049	Mathematical and Physical Sciences	19,959	-
National Science Foundation	Direct		PHY 1205254	47.049	Mathematical and Physical Sciences	134,372	-
National Science Foundation	Direct		PHY 1205393	47.049	Mathematical and Physical Sciences	9,025	-
National Science Foundation	Direct		PHY 1205559	47.049	Mathematical and Physical Sciences	5,031	-
National Science Foundation	Direct		PHY 1262543	47.049	Mathematical and Physical Sciences	23,142	-
National Science Foundation	Direct		PHY 1262920	47.049	Mathematical and Physical Sciences	44,357	-
National Science Foundation	Direct		PHY 1305450	47.049	Mathematical and Physical Sciences	27,560	-
National Science Foundation	Direct		PHY 1358944	47.049	Mathematical and Physical Sciences	214,934	-
National Science Foundation	Direct		PHY 1360546	47.049	Mathematical and Physical Sciences	129,840	-
National Science Foundation	Direct		PHY 1401242	47.049	Mathematical and Physical Sciences	24,655	-
National Science Foundation	Direct		PHY 1402971	47.049	Mathematical and Physical Sciences	67,255	-
National Science Foundation	Direct		PHY 1413821	47.049	Mathematical and Physical Sciences	164,124	-
National Science Foundation	Direct		PHY 1417059	47.049	Mathematical and Physical Sciences	20,617	-
National Science Foundation	Direct		PHY 1559988	47.049	Mathematical and Physical Sciences	68,555	-
National Science Foundation	Pass-Through	American Physical Society	INC-005-2016	47.049	Mathematical and Physical Sciences	635	-
National Science Foundation	Pass-Through	Columbia University	7 (GG006141)	47.049	Mathematical and Physical Sciences	687,328	-
National Science Foundation	Pass-Through	Columbia University	8 (GG006141)	47.049	Mathematical and Physical Sciences	1,038,844	519,101
National Science Foundation	Pass-Through	Eastern Illinois University	FY2017-01	47.049	Mathematical and Physical Sciences	5,773	-
National Science Foundation	Pass-Through	Emory University	T439661	47.049	Mathematical and Physical Sciences	280,023	-
National Science Foundation	Pass-Through	Georgia State University	SP00011284-01	47.049	Mathematical and Physical Sciences	16,731	-
National Science Foundation	Pass-Through	Mathematical Association of America	Memorandum of Understanding	47.049	Mathematical and Physical Sciences	582	-
National Science Foundation	Pass-Through	National Radio Astronomy Observatory	SOSP44-004	47.049	Mathematical and Physical Sciences	5,545	-
National Science Foundation	Pass-Through	Norfolk State University (NSU)	F1040044	47.049	Mathematical and Physical Sciences	63,562	-
National Science Foundation	Pass-Through	Northwestern University	SP0024290-PROJ0009185/00933AST	47.049	Mathematical and Physical Sciences	94,492	-
National Science Foundation	Pass-Through	Princeton University	SUB0000031	47.049	Mathematical and Physical Sciences	81,589	-
National Science Foundation	Pass-Through	Stony Brook University	76749/1136652/2/R&D	47.049	Mathematical and Physical Sciences	98,597	-
National Science Foundation	Pass-Through	Stony Brook University	76749/1136652/2/Tier2	47.049	Mathematical and Physical Sciences	119,956	-
National Science Foundation	Pass-Through	University of Arizona	1655677	47.049	Mathematical and Physical Sciences	9,366	-
National Science Foundation	Pass-Through	University of California - Santa Barbara	KK1516	47.049	Mathematical and Physical Sciences	340,245	-
National Science Foundation	Pass-Through	University of Illinois-Urbana-Champaign	057930-16093	47.049	Mathematical and Physical Sciences	10,451	-
National Science Foundation	Pass-Through	University of Toledo	F-2015-102	47.049	Mathematical and Physical Sciences	20,253	-
National Science Foundation	Pass-Through	University of Washington	UWSC6733	47.049	Mathematical and Physical Sciences	393,204	-
National Science Foundation	Pass-Through	University of Wisconsin	420K976	47.049	Mathematical and Physical Sciences	103,555	-
						\$ 23,893,737	\$ 1,417,583
National Science Foundation	Direct		1400998	47.050	Geosciences	12,307	-
National Science Foundation	Direct		1408789	47.050	Geosciences	373,059	285,182
National Science Foundation	Direct		1415543	47.050	Geosciences	107,653	-
National Science Foundation	Direct		1450512	47.050	Geosciences	58,090	-
National Science Foundation	Direct		1451372	47.050	Geosciences	30,001	-
National Science Foundation	Direct		1452097	47.050	Geosciences	48,526	-
National Science Foundation	Direct		1459862	47.050	Geosciences	22,402	-
National Science Foundation	Direct		1460170	47.050	Geosciences	17,603	-
National Science Foundation	Direct		1501292	47.050	Geosciences	124,509	-

University of Michigan
Schedule of Expenditures of Federal Awards
For the Year Ended June 30, 2017

Cluster Title/Federal Grantor/Program	Type	Pass-Through Grantor	Award Identifier	CFDA Number	CFDA Program Title	Federal Expenditures	Pass-Through
National Science Foundation	Direct		1502478	47.050	Geosciences	26,932	-
National Science Foundation	Direct		1503917	47.050	Geosciences	61,985	-
National Science Foundation	Direct		1504006	47.050	Geosciences	5,710	-
National Science Foundation	Direct		1524304	47.050	Geosciences	42,506	-
National Science Foundation	Direct		1524394	47.050	Geosciences	53,031	39,281
National Science Foundation	Direct		1524473	47.050	Geosciences	143,482	-
National Science Foundation	Direct		1526444	47.050	Geosciences	379,654	-
National Science Foundation	Direct		1528576	47.050	Geosciences	77,649	-
National Science Foundation	Direct		1536242	47.050	Geosciences	66,301	-
National Science Foundation	Direct		1540589	47.050	Geosciences	46,052	-
National Science Foundation	Direct		1540954	47.050	Geosciences	133,762	-
National Science Foundation	Direct		1546631	47.050	Geosciences	15,404	-
National Science Foundation	Direct		1621686	47.050	Geosciences	85,317	-
National Science Foundation	Direct		1629805	47.050	Geosciences	57,860	-
National Science Foundation	Direct		1637066	47.050	Geosciences	131,339	-
National Science Foundation	Direct		1659338	47.050	Geosciences	506	-
National Science Foundation	Direct		AGS 0952650	47.050	Geosciences	48,646	-
National Science Foundation	Direct		AGS 1138938	47.050	Geosciences	(273)	-
National Science Foundation	Direct		AGS 1202673	47.050	Geosciences	24,792	-
National Science Foundation	Direct		AGS 1202984	47.050	Geosciences	(1,415)	-
National Science Foundation	Direct		AGS 1203232	47.050	Geosciences	4,343	-
National Science Foundation	Direct		AGS 1242203	47.050	Geosciences	92,420	45,304
National Science Foundation	Direct		AGS 1242787	47.050	Geosciences	8,743	-
National Science Foundation	Direct		AGS 1242839	47.050	Geosciences	76,765	-
National Science Foundation	Direct		AGS 1255704	47.050	Geosciences	43,064	-
National Science Foundation	Direct		AGS 1257519	47.050	Geosciences	5,318	-
National Science Foundation	Direct		AGS 1262634	47.050	Geosciences	123,140	-
National Science Foundation	Direct		AGS 1265651	47.050	Geosciences	21,052	-
National Science Foundation	Direct		AGS 1322543	47.050	Geosciences	365,216	-
National Science Foundation	Direct		AGS 1342968	47.050	Geosciences	101,419	-
National Science Foundation	Direct		AGS 1344835	47.050	Geosciences	112,514	-
National Science Foundation	Direct		AGS 1358268	47.050	Geosciences	80,833	-
National Science Foundation	Direct		AGS 1414517	47.050	Geosciences	7,987	-
National Science Foundation	Direct		AGS-1231842	47.050	Geosciences	25,114	-
National Science Foundation	Direct		AGS-1602956	47.050	Geosciences	22,022	-
National Science Foundation	Direct		EAR 1151247	47.050	Geosciences	77,596	-
National Science Foundation	Direct		EAR 1151443	47.050	Geosciences	23,061	-
National Science Foundation	Direct		EAR 1211434	47.050	Geosciences	107,254	-
National Science Foundation	Direct		EAR 1245263	47.050	Geosciences	52,269	-
National Science Foundation	Direct		EAR 1246700	47.050	Geosciences	63,194	-
National Science Foundation	Direct		EAR 1249788	47.050	Geosciences	77,008	-
National Science Foundation	Direct		EAR 1250239	47.050	Geosciences	100,939	-
National Science Foundation	Direct		EAR 1250368	47.050	Geosciences	70,736	-
National Science Foundation	Direct		EAR 1264560	47.050	Geosciences	(622)	-
National Science Foundation	Direct		EAR 1337440	47.050	Geosciences	17,882	-
National Science Foundation	Direct		EAR 1338200	47.050	Geosciences	32,604	-
National Science Foundation	Direct		EAR 1344357	47.050	Geosciences	111,324	-
National Science Foundation	Direct		EAR 1416695	47.050	Geosciences	78,846	-
National Science Foundation	Direct		EAR 1426717	47.050	Geosciences	64,728	-
National Science Foundation	Direct		EAR 1550101	47.050	Geosciences	56,308	-
National Science Foundation	Direct		EAR 1551344	47.050	Geosciences	107,166	-
National Science Foundation	Direct		EAR 1565511	47.050	Geosciences	3,689	-
National Science Foundation	Direct		EAR 1640797	47.050	Geosciences	53,452	-
National Science Foundation	Direct		EAR 1644829	47.050	Geosciences	8,543	-
National Science Foundation	Direct		EAR 1719496	47.050	Geosciences	20,451	-
National Science Foundation	Direct		EAR-1338295	47.050	Geosciences	21,684	-
National Science Foundation	Direct		GEO 1214416	47.050	Geosciences	174,246	-
National Science Foundation	Direct		ICER 1440116	47.050	Geosciences	(880)	-
National Science Foundation	Direct		OCE 0968783	47.050	Geosciences	(846)	-
National Science Foundation	Direct		OCE 1249353	47.050	Geosciences	5,620	-
National Science Foundation	Direct		OCE 1261443	47.050	Geosciences	67,081	-
National Science Foundation	Direct		OCE 1304327	47.050	Geosciences	131,077	-
National Science Foundation	Direct		OCE 1334727	47.050	Geosciences	24,232	-
National Science Foundation	Direct		OCE 1334758	47.050	Geosciences	(1,962)	-
National Science Foundation	Direct		OCE 1339783	47.050	Geosciences	148,072	58,556
National Science Foundation	Direct		OCE 1351837	47.050	Geosciences	178,204	-
National Science Foundation	Direct		OCE 1356132	47.050	Geosciences	9,586	-
National Science Foundation	Direct		OCE 1433710	47.050	Geosciences	159,879	-
National Science Foundation	Direct		OCE-1600012	47.050	Geosciences	111,259	28,431
National Science Foundation	Direct		PLR 1246702	47.050	Geosciences	(5,468)	-
National Science Foundation	Direct		PLR 1341568	47.050	Geosciences	93,037	-
National Science Foundation	Direct		PLR 1351745	47.050	Geosciences	56,801	-
National Science Foundation	Direct		PLR 1417668	47.050	Geosciences	141,996	4,519
National Science Foundation	Direct		PLR 1450497	47.050	Geosciences	6,254	-
National Science Foundation	Direct		PLR-1613825	47.050	Geosciences	40,113	11,068
National Science Foundation	Pass-Through	Duke University	14-NSF-1028	47.050	Geosciences	36,965	-
National Science Foundation	Pass-Through	Georgia Institute of Technology	RG098-G2	47.050	Geosciences	260,485	-
National Science Foundation	Pass-Through	Ohio State University, The	60031346	47.050	Geosciences	1,020	-

University of Michigan
Schedule of Expenditures of Federal Awards
For the Year Ended June 30, 2017

Cluster Title/Federal Grantor/Program	Type	Pass-Through Grantor	Award Identifier	CFDA Number	CFDA Program Title	Federal Expenditures	Pass-Through
National Science Foundation	Pass-Through	University of California - Berkeley	00009256	47.050	Geosciences	150,849	-
National Science Foundation	Pass-Through	University of California-San Diego	81241650	47.050	Geosciences	9,839	-
						<u>\$ 6,228,911</u>	<u>\$ 472,341</u>
National Science Foundation	Direct		1452099	47.070	Computer and Information Science and Engineering	110,207	-
National Science Foundation	Direct		1452793	47.070	Computer and Information Science and Engineering	101,222	-
National Science Foundation	Direct		1452915	47.070	Computer and Information Science and Engineering	41,336	-
National Science Foundation	Direct		1453304	47.070	Computer and Information Science and Engineering	74,404	-
National Science Foundation	Direct		1453651	47.070	Computer and Information Science and Engineering	465	-
National Science Foundation	Direct		1505684	47.070	Computer and Information Science and Engineering	75,191	-
National Science Foundation	Direct		1505785	47.070	Computer and Information Science and Engineering	73,875	-
National Science Foundation	Direct		1513596	47.070	Computer and Information Science and Engineering	96,369	-
National Science Foundation	Direct		1513718	47.070	Computer and Information Science and Engineering	195,280	-
National Science Foundation	Direct		1514383	47.070	Computer and Information Science and Engineering	193,958	-
National Science Foundation	Direct		1515306	47.070	Computer and Information Science and Engineering	7,281	-
National Science Foundation	Direct		1518888	47.070	Computer and Information Science and Engineering	59,467	-
National Science Foundation	Direct		1522904	47.070	Computer and Information Science and Engineering	137,227	-
National Science Foundation	Direct		1523316	47.070	Computer and Information Science and Engineering	4,950	-
National Science Foundation	Direct		1525006	47.070	Computer and Information Science and Engineering	44,739	-
National Science Foundation	Direct		1525372	47.070	Computer and Information Science and Engineering	131,382	-
National Science Foundation	Direct		1526059	47.070	Computer and Information Science and Engineering	90,245	-
National Science Foundation	Direct		1526455	47.070	Computer and Information Science and Engineering	8,228	-
National Science Foundation	Direct		1526928	47.070	Computer and Information Science and Engineering	152,784	-
National Science Foundation	Direct		1527301	47.070	Computer and Information Science and Engineering	96,049	-
National Science Foundation	Direct		1531752	47.070	Computer and Information Science and Engineering	726,790	-
National Science Foundation	Direct		1535912	47.070	Computer and Information Science and Engineering	155,591	-
National Science Foundation	Direct		1537483	47.070	Computer and Information Science and Engineering	92,911	-
National Science Foundation	Direct		1538638	47.070	Computer and Information Science and Engineering	(536)	-
National Science Foundation	Direct		1538827	47.070	Computer and Information Science and Engineering	176,658	18,567
National Science Foundation	Direct		1539011	47.070	Computer and Information Science and Engineering	238,046	-
National Science Foundation	Direct		1539722	47.070	Computer and Information Science and Engineering	72,830	-
National Science Foundation	Direct		1539991	47.070	Computer and Information Science and Engineering	49,475	-
National Science Foundation	Direct		1541335	47.070	Computer and Information Science and Engineering	1,035,663	662,283
National Science Foundation	Direct		1544678	47.070	Computer and Information Science and Engineering	166,868	-
National Science Foundation	Direct		1546036	47.070	Computer and Information Science and Engineering	140,332	-
National Science Foundation	Direct		1550103	47.070	Computer and Information Science and Engineering	19,439	-
National Science Foundation	Direct		1552503	47.070	Computer and Information Science and Engineering	2,225	-
National Science Foundation	Direct		1553146	47.070	Computer and Information Science and Engineering	86,718	-
National Science Foundation	Direct		1553169	47.070	Computer and Information Science and Engineering	111,979	-
National Science Foundation	Direct		1553485	47.070	Computer and Information Science and Engineering	164,053	-
National Science Foundation	Direct		1563095	47.070	Computer and Information Science and Engineering	21,990	-
National Science Foundation	Direct		1563849	47.070	Computer and Information Science and Engineering	64,974	-
National Science Foundation	Direct		1606362	47.070	Computer and Information Science and Engineering	204,566	-
National Science Foundation	Direct		1607251	47.070	Computer and Information Science and Engineering	11,087	-
National Science Foundation	Direct		1616575	47.070	Computer and Information Science and Engineering	107,738	-
National Science Foundation	Direct		1617315	47.070	Computer and Information Science and Engineering	272,978	-
National Science Foundation	Direct		1617767	47.070	Computer and Information Science and Engineering	149,892	-
National Science Foundation	Direct		1617773	47.070	Computer and Information Science and Engineering	16,112	-
National Science Foundation	Direct		1617820	47.070	Computer and Information Science and Engineering	64,742	-
National Science Foundation	Direct		1617898	47.070	Computer and Information Science and Engineering	70,544	-
National Science Foundation	Direct		1618187	47.070	Computer and Information Science and Engineering	57,868	-
National Science Foundation	Direct		1622831	47.070	Computer and Information Science and Engineering	16,678	-
National Science Foundation	Direct		1623834	47.070	Computer and Information Science and Engineering	87,671	-
National Science Foundation	Direct		1628987	47.070	Computer and Information Science and Engineering	2,928	-
National Science Foundation	Direct		1628991	47.070	Computer and Information Science and Engineering	8,479	-
National Science Foundation	Direct		1629397	47.070	Computer and Information Science and Engineering	106,213	-
National Science Foundation	Direct		1629763	47.070	Computer and Information Science and Engineering	72	-
National Science Foundation	Direct		1633157	47.070	Computer and Information Science and Engineering	67,612	-
National Science Foundation	Direct		1636840	47.070	Computer and Information Science and Engineering	36,027	-
National Science Foundation	Direct		1637232	47.070	Computer and Information Science and Engineering	21,386	-
National Science Foundation	Direct		1637546	47.070	Computer and Information Science and Engineering	73,767	-
National Science Foundation	Direct		1638047	47.070	Computer and Information Science and Engineering	96,248	-
National Science Foundation	Direct		1638186	47.070	Computer and Information Science and Engineering	79,282	14,745
National Science Foundation	Direct		1640510	47.070	Computer and Information Science and Engineering	2,899	-
National Science Foundation	Direct		1640575	47.070	Computer and Information Science and Engineering	362,009	5,446
National Science Foundation	Direct		1641044	47.070	Computer and Information Science and Engineering	10,572	-
National Science Foundation	Direct		1646019	47.070	Computer and Information Science and Engineering	78,790	-
National Science Foundation	Direct		1646130	47.070	Computer and Information Science and Engineering	3,799	-
National Science Foundation	Direct		1646392	47.070	Computer and Information Science and Engineering	15,528	-
National Science Foundation	Direct		1651653	47.070	Computer and Information Science and Engineering	79,044	-
National Science Foundation	Direct		1651740	47.070	Computer and Information Science and Engineering	7,574	-
National Science Foundation	Direct		1652294	47.070	Computer and Information Science and Engineering	15,793	-
National Science Foundation	Direct		1656101	47.070	Computer and Information Science and Engineering	59,585	-
National Science Foundation	Direct		1658635	47.070	Computer and Information Science and Engineering	114,174	-
National Science Foundation	Direct		1661422	47.070	Computer and Information Science and Engineering	24,106	-
National Science Foundation	Direct		1665049	47.070	Computer and Information Science and Engineering	16	-
National Science Foundation	Direct		1734014	47.070	Computer and Information Science and Engineering	13,178	-
National Science Foundation	Direct		ACI 1440571	47.070	Computer and Information Science and Engineering	80,125	-
National Science Foundation	Direct		CCF 0910765	47.070	Computer and Information Science and Engineering	35,721	-

University of Michigan
Schedule of Expenditures of Federal Awards
For the Year Ended June 30, 2017

Cluster Title/Federal Grantor/Program	Type	Pass-Through Grantor	Award Identifier	CFDA Number	CFDA Program Title	Federal Expenditures	Pass-Through
National Science Foundation	Direct		CCF 1017143	47.070	Computer and Information Science and Engineering	(388)	-
National Science Foundation	Direct		CCF 1029025	47.070	Computer and Information Science and Engineering	(13,795)	-
National Science Foundation	Direct		CCF 1054270	47.070	Computer and Information Science and Engineering	62,000	-
National Science Foundation	Direct		CCF 1111061	47.070	Computer and Information Science and Engineering	124,951	3,499
National Science Foundation	Direct		CCF 1116040	47.070	Computer and Information Science and Engineering	109,812	-
National Science Foundation	Direct		CCF 1138860	47.070	Computer and Information Science and Engineering	72,247	-
National Science Foundation	Direct		CCF 1149773	47.070	Computer and Information Science and Engineering	36,274	-
National Science Foundation	Direct		CCF 1161233	47.070	Computer and Information Science and Engineering	262,041	-
National Science Foundation	Direct		CCF 1161505	47.070	Computer and Information Science and Engineering	16,282	-
National Science Foundation	Direct		CCF 1162087	47.070	Computer and Information Science and Engineering	8,044	-
National Science Foundation	Direct		CCF 1217338	47.070	Computer and Information Science and Engineering	12,453	-
National Science Foundation	Direct		CCF 1255702	47.070	Computer and Information Science and Engineering	91,961	-
National Science Foundation	Direct		CCF 1318070	47.070	Computer and Information Science and Engineering	9,197	-
National Science Foundation	Direct		CCF 1318091	47.070	Computer and Information Science and Engineering	90,722	-
National Science Foundation	Direct		CCF 1319592	47.070	Computer and Information Science and Engineering	141,381	-
National Science Foundation	Direct		CCF 1320027	47.070	Computer and Information Science and Engineering	10,479	-
National Science Foundation	Direct		CCF 1421467	47.070	Computer and Information Science and Engineering	91,959	-
National Science Foundation	Direct		CCF 1422157	47.070	Computer and Information Science and Engineering	178,575	-
National Science Foundation	Direct		CCF 1422284	47.070	Computer and Information Science and Engineering	128,077	-
National Science Foundation	Direct		CCF 1438996	47.070	Computer and Information Science and Engineering	110,994	-
National Science Foundation	Direct		CCF 1442495	47.070	Computer and Information Science and Engineering	148,769	-
National Science Foundation	Direct		CCF 1442777	47.070	Computer and Information Science and Engineering	6,027	-
National Science Foundation	Direct		CCF-1216729	47.070	Computer and Information Science and Engineering	2,456	-
National Science Foundation	Direct		CCF-1217519	47.070	Computer and Information Science and Engineering	1,651	-
National Science Foundation	Direct		CCF-1217880	47.070	Computer and Information Science and Engineering	15,845	-
National Science Foundation	Direct		CCF-1217917	47.070	Computer and Information Science and Engineering	(692)	-
National Science Foundation	Direct		CCF-1217972	47.070	Computer and Information Science and Engineering	(42)	-
National Science Foundation	Direct		CCF-1406739	47.070	Computer and Information Science and Engineering	84,200	-
National Science Foundation	Direct		CCF1442773	47.070	Computer and Information Science and Engineering	274,729	-
National Science Foundation	Direct		CCF-1649468	47.070	Computer and Information Science and Engineering	4,648	-
National Science Foundation	Direct		CNS 1059372	47.070	Computer and Information Science and Engineering	496,998	-
National Science Foundation	Direct		CNS 1111541	47.070	Computer and Information Science and Engineering	396,585	-
National Science Foundation	Direct		CNS 1114837	47.070	Computer and Information Science and Engineering	15,871	-
National Science Foundation	Direct		CNS 1156469	47.070	Computer and Information Science and Engineering	4,062	-
National Science Foundation	Direct		CNS 1160775	47.070	Computer and Information Science and Engineering	64,359	-
National Science Foundation	Direct		CNS 1217764	47.070	Computer and Information Science and Engineering	50,993	-
National Science Foundation	Direct		CNS 1239031	47.070	Computer and Information Science and Engineering	21,985	-
National Science Foundation	Direct		CNS 1317411	47.070	Computer and Information Science and Engineering	103,066	-
National Science Foundation	Direct		CNS 1318306	47.070	Computer and Information Science and Engineering	130,634	-
National Science Foundation	Direct		CNS 1318722	47.070	Computer and Information Science and Engineering	102,818	-
National Science Foundation	Direct		CNS 1319784	47.070	Computer and Information Science and Engineering	6,027	-
National Science Foundation	Direct		CNS 1329539	47.070	Computer and Information Science and Engineering	32,033	-
National Science Foundation	Direct		CNS 1329702	47.070	Computer and Information Science and Engineering	171,580	-
National Science Foundation	Direct		CNS 1330142	47.070	Computer and Information Science and Engineering	428,692	-
National Science Foundation	Direct		CNS 1345254	47.070	Computer and Information Science and Engineering	65,782	-
National Science Foundation	Direct		CNS 1350967	47.070	Computer and Information Science and Engineering	57,964	-
National Science Foundation	Direct		CNS 1409303	47.070	Computer and Information Science and Engineering	74,484	-
National Science Foundation	Direct		CNS 1409505	47.070	Computer and Information Science and Engineering	107,341	-
National Science Foundation	Direct		CNS 1419243	47.070	Computer and Information Science and Engineering	15,444	15,444
National Science Foundation	Direct		CNS 1421122	47.070	Computer and Information Science and Engineering	170,554	-
National Science Foundation	Direct		CNS 1421441	47.070	Computer and Information Science and Engineering	110,833	-
National Science Foundation	Direct		CNS 1422078	47.070	Computer and Information Science and Engineering	157,884	37,014
National Science Foundation	Direct		CNS 1422175	47.070	Computer and Information Science and Engineering	66,864	-
National Science Foundation	Direct		CNS 1422211	47.070	Computer and Information Science and Engineering	116,481	-
National Science Foundation	Direct		CNS 1440929	47.070	Computer and Information Science and Engineering	(1,497)	-
National Science Foundation	Direct		CNS 1446117	47.070	Computer and Information Science and Engineering	137,238	-
National Science Foundation	Direct		CNS 1446298	47.070	Computer and Information Science and Engineering	71,983	-
National Science Foundation	Direct		CNS 1455719	47.070	Computer and Information Science and Engineering	20,068	-
National Science Foundation	Direct		CNS 1463102	47.070	Computer and Information Science and Engineering	46,972	6,297
National Science Foundation	Direct		CNS 1463126	47.070	Computer and Information Science and Engineering	130,978	-
National Science Foundation	Direct		CNS 1544844	47.070	Computer and Information Science and Engineering	232,086	-
National Science Foundation	Direct		CNS 1624632	47.070	Computer and Information Science and Engineering	11,553	-
National Science Foundation	Direct		CNS-1238962	47.070	Computer and Information Science and Engineering	332,341	-
National Science Foundation	Direct		CNS-1239037	47.070	Computer and Information Science and Engineering	569,978	-
National Science Foundation	Direct		CNS1318294	47.070	Computer and Information Science and Engineering	(381)	-
National Science Foundation	Direct		CNS-1345226	47.070	Computer and Information Science and Engineering	225,378	-
National Science Foundation	Direct		CNS-1425485	47.070	Computer and Information Science and Engineering	18,254	-
National Science Foundation	Direct		IIS 1017296	47.070	Computer and Information Science and Engineering	12,079	-
National Science Foundation	Direct		IIS 1054199	47.070	Computer and Information Science and Engineering	68,099	-
National Science Foundation	Direct		IIS 1054913	47.070	Computer and Information Science and Engineering	95,311	-
National Science Foundation	Direct		IIS 1064606	47.070	Computer and Information Science and Engineering	(3,315)	-
National Science Foundation	Direct		IIS 1064948	47.070	Computer and Information Science and Engineering	17,274	-
National Science Foundation	Direct		IIS 1065027	47.070	Computer and Information Science and Engineering	11,286	-
National Science Foundation	Direct		IIS 1149601	47.070	Computer and Information Science and Engineering	57,053	-
National Science Foundation	Direct		IIS 1249312	47.070	Computer and Information Science and Engineering	4,100	-
National Science Foundation	Direct		IIS 1250880	47.070	Computer and Information Science and Engineering	274,150	-
National Science Foundation	Direct		IIS 1319365	47.070	Computer and Information Science and Engineering	86,921	-
National Science Foundation	Direct		IIS 1319810	47.070	Computer and Information Science and Engineering	(3,398)	-

University of Michigan
Schedule of Expenditures of Federal Awards
For the Year Ended June 30, 2017

Cluster Title/Federal Grantor/Program	Type	Pass-Through Grantor	Award Identifier	CFDA Number	CFDA Program Title	Federal Expenditures	Pass-Through
National Science Foundation	Direct		IIS 1319922	47.070	Computer and Information Science and Engineering	129,558	-
National Science Foundation	Direct		IIS 1344257	47.070	Computer and Information Science and Engineering	227,219	132,640
National Science Foundation	Direct		IIS 1355633	47.070	Computer and Information Science and Engineering	30,463	-
National Science Foundation	Direct		IIS 1421168	47.070	Computer and Information Science and Engineering	42,392	-
National Science Foundation	Direct		IIS 1421391	47.070	Computer and Information Science and Engineering	158,979	-
National Science Foundation	Direct		IIS 1430613	47.070	Computer and Information Science and Engineering	35,981	-
National Science Foundation	Direct		IIS 1440360	47.070	Computer and Information Science and Engineering	103,940	-
National Science Foundation	Direct		IIS 1633370	47.070	Computer and Information Science and Engineering	22,924	-
National Science Foundation	Direct		IIS-1318143	47.070	Computer and Information Science and Engineering	116,868	-
National Science Foundation	Direct		IIS1320078	47.070	Computer and Information Science and Engineering	52,027	-
National Science Foundation	Direct		IIS-1419590	47.070	Computer and Information Science and Engineering	(5)	-
National Science Foundation	Direct		IIS-1421438	47.070	Computer and Information Science and Engineering	158,927	-
National Science Foundation	Direct		IIS-1516204	47.070	Computer and Information Science and Engineering	130,880	-
National Science Foundation	Direct		IIS-1564079	47.070	Computer and Information Science and Engineering	59,409	-
National Science Foundation	Direct		IIS-1643006	47.070	Computer and Information Science and Engineering	151,448	-
National Science Foundation	Pass-Through	Carnegie-Mellon University	1121941-372179	47.070	Computer and Information Science and Engineering	6,955	-
National Science Foundation	Pass-Through	Georgia Institute of Technology	RE444-G2	47.070	Computer and Information Science and Engineering	16,738	-
National Science Foundation	Pass-Through	University of California-San Diego	49757132	47.070	Computer and Information Science and Engineering	(349)	-
National Science Foundation	Pass-Through	University of California-San Diego	77845292	47.070	Computer and Information Science and Engineering	164,089	-
National Science Foundation	Pass-Through	University of Illinois-Urbana-Champaign	15837	47.070	Computer and Information Science and Engineering	89,290	-
National Science Foundation	Pass-Through	University of Illinois-Urbana-Champaign	15871	47.070	Computer and Information Science and Engineering	27,500	-
National Science Foundation	Pass-Through	University of Illinois-Urbana-Champaign	2015-04283-01	47.070	Computer and Information Science and Engineering	30,450	-
National Science Foundation	Pass-Through	University of Illinois-Urbana-Champaign	2015-07710-03	47.070	Computer and Information Science and Engineering	29,845	-
National Science Foundation	Pass-Through	University of Massachusetts	13-007317 A	47.070	Computer and Information Science and Engineering	27,087	-
National Science Foundation	Pass-Through	University of Texas-Arlington	126100536610	47.070	Computer and Information Science and Engineering	104,974	-
						\$ 16,857,759	\$ 895,935
National Science Foundation	Direct		1444400	47.074	Biological Sciences	302,432	-
National Science Foundation	Direct		1451127	47.074	Biological Sciences	118,055	-
National Science Foundation	Direct		1452656	47.074	Biological Sciences	91,645	-
National Science Foundation	Direct		1456115	47.074	Biological Sciences	161,451	-
National Science Foundation	Direct		1458002	47.074	Biological Sciences	214,204	-
National Science Foundation	Direct		1458466	47.074	Biological Sciences	59,030	-
National Science Foundation	Direct		1501159	47.074	Biological Sciences	13,878	-
National Science Foundation	Direct		1501301	47.074	Biological Sciences	2,240	-
National Science Foundation	Direct		1501304	47.074	Biological Sciences	14,955	-
National Science Foundation	Direct		1501462	47.074	Biological Sciences	9,230	-
National Science Foundation	Direct		1501788	47.074	Biological Sciences	4,105	-
National Science Foundation	Direct		1502703	47.074	Biological Sciences	83,196	-
National Science Foundation	Direct		1531217	47.074	Biological Sciences	285,683	-
National Science Foundation	Direct		1545199	47.074	Biological Sciences	20,050	-
National Science Foundation	Direct		1557564	47.074	Biological Sciences	16,014	-
National Science Foundation	Direct		1557831	47.074	Biological Sciences	117,584	76,419
National Science Foundation	Direct		1557850	47.074	Biological Sciences	183,065	-
National Science Foundation	Direct		1560096	47.074	Biological Sciences	92,864	-
National Science Foundation	Direct		1564756	47.074	Biological Sciences	273,363	-
National Science Foundation	Direct		1601248	47.074	Biological Sciences	6,109	-
National Science Foundation	Direct		1601259	47.074	Biological Sciences	18,252	-
National Science Foundation	Direct		1601260	47.074	Biological Sciences	20,819	-
National Science Foundation	Direct		1601389	47.074	Biological Sciences	18,970	-
National Science Foundation	Direct		1601455	47.074	Biological Sciences	1,687	-
National Science Foundation	Direct		1612917	47.074	Biological Sciences	477	-
National Science Foundation	Direct		1615338	47.074	Biological Sciences	2,069	-
National Science Foundation	Direct		1615586	47.074	Biological Sciences	222,592	-
National Science Foundation	Direct		1624205	47.074	Biological Sciences	31,960	-
National Science Foundation	Direct		1651614	47.074	Biological Sciences	34,192	-
National Science Foundation	Direct		1655720	47.074	Biological Sciences	1,753	-
National Science Foundation	Direct		1701467	47.074	Biological Sciences	264	-
National Science Foundation	Direct		1701645	47.074	Biological Sciences	924	-
National Science Foundation	Direct		DBI 1256001	47.074	Biological Sciences	44,997	-
National Science Foundation	Direct		DBI 1349276	47.074	Biological Sciences	83,359	-
National Science Foundation	Direct		DBI-1263079	47.074	Biological Sciences	12,992	-
National Science Foundation	Direct		DEB 0949550	47.074	Biological Sciences	(62)	-
National Science Foundation	Direct		DEB 1036393	47.074	Biological Sciences	30,666	-
National Science Foundation	Direct		DEB 1046121	47.074	Biological Sciences	(748)	-
National Science Foundation	Direct		DEB 1127250	47.074	Biological Sciences	22,770	-
National Science Foundation	Direct		DEB 1145989	47.074	Biological Sciences	30,958	-
National Science Foundation	Direct		DEB 1147336	47.074	Biological Sciences	42,916	-
National Science Foundation	Direct		DEB 1207915	47.074	Biological Sciences	177,230	-
National Science Foundation	Direct		DEB 1240869	47.074	Biological Sciences	55,089	-
National Science Foundation	Direct		DEB 1252664	47.074	Biological Sciences	145,584	-
National Science Foundation	Direct		DEB 1252841	47.074	Biological Sciences	61,967	-
National Science Foundation	Direct		DEB 1256330	47.074	Biological Sciences	98,118	-
National Science Foundation	Direct		DEB 1257080	47.074	Biological Sciences	64,162	-
National Science Foundation	Direct		DEB 1305836	47.074	Biological Sciences	264,600	-
National Science Foundation	Direct		DEB 1345063	47.074	Biological Sciences	81,763	-
National Science Foundation	Direct		DEB 1353070	47.074	Biological Sciences	114,918	-
National Science Foundation	Direct		DEB 1353806	47.074	Biological Sciences	45,156	-
National Science Foundation	Direct		DEB 1353850	47.074	Biological Sciences	21,607	-

University of Michigan
Schedule of Expenditures of Federal Awards
For the Year Ended June 30, 2017

Cluster Title/Federal Grantor/Program	Type	Pass-Through Grantor	Award Identifier	CFDA Number	CFDA Program Title	Federal Expenditures	Pass-Through
National Science Foundation	Direct		DEB 1353908	47.074	Biological Sciences	60,729	13,974
National Science Foundation	Direct		DEB 1354048	47.074	Biological Sciences	119,220	-
National Science Foundation	Direct		DEB 1354625	47.074	Biological Sciences	161,749	53,567
National Science Foundation	Direct		DEB 1405286	47.074	Biological Sciences	677	-
National Science Foundation	Direct		DEB 1441677	47.074	Biological Sciences	266,707	113,378
National Science Foundation	Direct		DEB 1617364	47.074	Biological Sciences	188,295	13,305
National Science Foundation	Direct		DEB-1256115	47.074	Biological Sciences	92,796	-
National Science Foundation	Direct		DEB-1556585	47.074	Biological Sciences	18,289	-
National Science Foundation	Direct		DEB-1657527	47.074	Biological Sciences	17,150	-
National Science Foundation	Direct		EF 1038678	47.074	Biological Sciences	6,566	-
National Science Foundation	Direct		EF 1115030	47.074	Biological Sciences	36,356	-
National Science Foundation	Direct		EF 1206134	47.074	Biological Sciences	14,848	-
National Science Foundation	Direct		EF 1303779	47.074	Biological Sciences	1,548	-
National Science Foundation	Direct		EF 1404964	47.074	Biological Sciences	33,142	-
National Science Foundation	Direct		EF 1405302	47.074	Biological Sciences	139,018	3,316
National Science Foundation	Direct		EF-1340681	47.074	Biological Sciences	95,293	59,770
National Science Foundation	Direct		IOS 0953106	47.074	Biological Sciences	11,280	-
National Science Foundation	Direct		IOS 1051034	47.074	Biological Sciences	(1,595)	-
National Science Foundation	Direct		IOS 1146132	47.074	Biological Sciences	(2,173)	-
National Science Foundation	Direct		IOS 1255974	47.074	Biological Sciences	106,793	-
National Science Foundation	Direct		IOS 1353914	47.074	Biological Sciences	135,273	-
National Science Foundation	Direct		IOS 1354046	47.074	Biological Sciences	154,544	-
National Science Foundation	Direct		IOS1353263	47.074	Biological Sciences	200,940	-
National Science Foundation	Direct		IOS1456518	47.074	Biological Sciences	51,153	-
National Science Foundation	Direct		MCB 1050948	47.074	Biological Sciences	7,347	-
National Science Foundation	Direct		MCB 1120271	47.074	Biological Sciences	35,763	-
National Science Foundation	Direct		MCB 1157800	47.074	Biological Sciences	84,740	(110)
National Science Foundation	Direct		MCB 1329578	47.074	Biological Sciences	15,468	-
National Science Foundation	Direct		MCB-1329437	47.074	Biological Sciences	20,566	-
National Science Foundation	Direct		MCB1411565	47.074	Biological Sciences	274,672	55,881
National Science Foundation	Direct		MCB-1552439	47.074	Biological Sciences	102,202	-
National Science Foundation	Direct		MCB-1553031	47.074	Biological Sciences	90,983	-
National Science Foundation	Pass-Through	Cary Institute of Ecosystem Studies	3298/200201813	47.074	Biological Sciences	44,664	-
National Science Foundation	Pass-Through	Emmanuel College	10-9053-1	47.074	Biological Sciences	3,379	-
National Science Foundation	Pass-Through	Emory University	T599131	47.074	Biological Sciences	56,238	-
National Science Foundation	Pass-Through	Louisiana State University	109071	47.074	Biological Sciences	7,717	-
National Science Foundation	Pass-Through	Marine Biological Laboratory	40985	47.074	Biological Sciences	241,885	-
National Science Foundation	Pass-Through	Michigan State University	RC100168UM	47.074	Biological Sciences	13,490	-
National Science Foundation	Pass-Through	Michigan State University	RC103678UM	47.074	Biological Sciences	3,977	-
National Science Foundation	Pass-Through	Michigan State University	RC106385UM	47.074	Biological Sciences	114,980	-
						\$ 6,847,823	\$ 389,500
National Science Foundation	Direct		1131500	47.075	Social, Behavioral, and Economic Sciences	976,038	-
National Science Foundation	Direct		1458926	47.075	Social, Behavioral, and Economic Sciences	8,032	-
National Science Foundation	Direct		1459459	47.075	Social, Behavioral, and Economic Sciences	58,180	-
National Science Foundation	Direct		1459864	47.075	Social, Behavioral, and Economic Sciences	47,641	-
National Science Foundation	Direct		1459931	47.075	Social, Behavioral, and Economic Sciences	100,894	-
National Science Foundation	Direct		1461470	47.075	Social, Behavioral, and Economic Sciences	226,820	-
National Science Foundation	Direct		1517701	47.075	Social, Behavioral, and Economic Sciences	84,413	-
National Science Foundation	Direct		1519594	47.075	Social, Behavioral, and Economic Sciences	190,807	91,379
National Science Foundation	Direct		1521882	47.075	Social, Behavioral, and Economic Sciences	2,064	-
National Science Foundation	Direct		1528262	47.075	Social, Behavioral, and Economic Sciences	19,873	-
National Science Foundation	Direct		1528445	47.075	Social, Behavioral, and Economic Sciences	130,827	57,340
National Science Foundation	Direct		1528496	47.075	Social, Behavioral, and Economic Sciences	11,321	-
National Science Foundation	Direct		1528719	47.075	Social, Behavioral, and Economic Sciences	7,882	-
National Science Foundation	Direct		1529788	47.075	Social, Behavioral, and Economic Sciences	167,200	60,367
National Science Foundation	Direct		1530628	47.075	Social, Behavioral, and Economic Sciences	39,853	-
National Science Foundation	Direct		1536377	47.075	Social, Behavioral, and Economic Sciences	4,150	-
National Science Foundation	Direct		1539864	47.075	Social, Behavioral, and Economic Sciences	2,456	-
National Science Foundation	Direct		1541663	47.075	Social, Behavioral, and Economic Sciences	8,215	-
National Science Foundation	Direct		1542306	47.075	Social, Behavioral, and Economic Sciences	10,278	-
National Science Foundation	Direct		1551513	47.075	Social, Behavioral, and Economic Sciences	11,241	-
National Science Foundation	Direct		1552429	47.075	Social, Behavioral, and Economic Sciences	10,837	-
National Science Foundation	Direct		1555460	47.075	Social, Behavioral, and Economic Sciences	128,477	-
National Science Foundation	Direct		1559658	47.075	Social, Behavioral, and Economic Sciences	5,582	-
National Science Foundation	Direct		1560987	47.075	Social, Behavioral, and Economic Sciences	121,697	-
National Science Foundation	Direct		1561266	47.075	Social, Behavioral, and Economic Sciences	39,647	-
National Science Foundation	Direct		1606818	47.075	Social, Behavioral, and Economic Sciences	82,811	-
National Science Foundation	Direct		1613392	47.075	Social, Behavioral, and Economic Sciences	9,442	-
National Science Foundation	Direct		1613415	47.075	Social, Behavioral, and Economic Sciences	24,386	-
National Science Foundation	Direct		1625196	47.075	Social, Behavioral, and Economic Sciences	10,187	-
National Science Foundation	Direct		1625347	47.075	Social, Behavioral, and Economic Sciences	13,163	-
National Science Foundation	Direct		1625440	47.075	Social, Behavioral, and Economic Sciences	5,061	-
National Science Foundation	Direct		1628096	47.075	Social, Behavioral, and Economic Sciences	18,691	-
National Science Foundation	Direct		1628141	47.075	Social, Behavioral, and Economic Sciences	103,382	-
National Science Foundation	Direct		1628227	47.075	Social, Behavioral, and Economic Sciences	20,057	-
National Science Foundation	Direct		1628883	47.075	Social, Behavioral, and Economic Sciences	43,227	-
National Science Foundation	Direct		1631409	47.075	Social, Behavioral, and Economic Sciences	935,421	616,728
National Science Foundation	Direct		1638553	47.075	Social, Behavioral, and Economic Sciences	34,322	-

University of Michigan
Schedule of Expenditures of Federal Awards
For the Year Ended June 30, 2017

Cluster Title/Federal Grantor/Program	Type	Pass-Through Grantor	Award Identifier	CFDA Number	CFDA Program Title	Federal Expenditures	Pass-Through
National Science Foundation	Direct		1638642	47.075	Social, Behavioral, and Economic Sciences	37,902	13,899
National Science Foundation	Direct		1639357	47.075	Social, Behavioral, and Economic Sciences	11,321	-
National Science Foundation	Direct		1646988	47.075	Social, Behavioral, and Economic Sciences	1,712	-
National Science Foundation	Direct		1658268	47.075	Social, Behavioral, and Economic Sciences	6,877	-
National Science Foundation	Direct		1659924	47.075	Social, Behavioral, and Economic Sciences	3,320	-
National Science Foundation	Direct		1708480	47.075	Social, Behavioral, and Economic Sciences	168,724	-
National Science Foundation	Direct		BCS 0820309	47.075	Social, Behavioral, and Economic Sciences	(31,511)	-
National Science Foundation	Direct		BCS 1024857	47.075	Social, Behavioral, and Economic Sciences	(643)	-
National Science Foundation	Direct		BCS 1263150	47.075	Social, Behavioral, and Economic Sciences	78,387	-
National Science Foundation	Direct		BCS 1264315	47.075	Social, Behavioral, and Economic Sciences	11,536	-
National Science Foundation	Direct		BCS 1322346	47.075	Social, Behavioral, and Economic Sciences	3,955	-
National Science Foundation	Direct		BCS 1348013	47.075	Social, Behavioral, and Economic Sciences	92,155	-
National Science Foundation	Direct		BCS 1348150	47.075	Social, Behavioral, and Economic Sciences	139,791	-
National Science Foundation	Direct		BCS 1348957	47.075	Social, Behavioral, and Economic Sciences	108,203	-
National Science Foundation	Direct		BCS 1423916	47.075	Social, Behavioral, and Economic Sciences	1,030	-
National Science Foundation	Direct		BCS 1430391	47.075	Social, Behavioral, and Economic Sciences	95,434	-
National Science Foundation	Direct		BCS 1509457	47.075	Social, Behavioral, and Economic Sciences	7,235	-
National Science Foundation	Direct		BCS1354814	47.075	Social, Behavioral, and Economic Sciences	46,737	-
National Science Foundation	Direct		BCS1356118	47.075	Social, Behavioral, and Economic Sciences	151,612	8,820
National Science Foundation	Direct		BCS-1420042	47.075	Social, Behavioral, and Economic Sciences	28,373	-
National Science Foundation	Direct		BCS-1461348	47.075	Social, Behavioral, and Economic Sciences	10,632	-
National Science Foundation	Direct		NCSE 1424081	47.075	Social, Behavioral, and Economic Sciences	23,171	-
National Science Foundation	Direct		PD-255909-17	47.075	Social, Behavioral, and Economic Sciences	21,498	-
National Science Foundation	Direct		SES 0937727	47.075	Social, Behavioral, and Economic Sciences	138	-
National Science Foundation	Direct		SES 1023231	47.075	Social, Behavioral, and Economic Sciences	244,140	211,435
National Science Foundation	Direct		SES 1157698	47.075	Social, Behavioral, and Economic Sciences	3,853,731	-
National Science Foundation	Direct		SES 1229261	47.075	Social, Behavioral, and Economic Sciences	625	-
National Science Foundation	Direct		SES 1230017	47.075	Social, Behavioral, and Economic Sciences	13,462	-
National Science Foundation	Direct		SES 1247565	47.075	Social, Behavioral, and Economic Sciences	44,898	-
National Science Foundation	Direct		SES 1323916	47.075	Social, Behavioral, and Economic Sciences	11,452	-
National Science Foundation	Direct		SES 1325881	47.075	Social, Behavioral, and Economic Sciences	7,207	-
National Science Foundation	Direct		SES 1360738	47.075	Social, Behavioral, and Economic Sciences	56,666	-
National Science Foundation	Direct		SES 1420973	47.075	Social, Behavioral, and Economic Sciences	245,418	-
National Science Foundation	Direct		SES 1444721	47.075	Social, Behavioral, and Economic Sciences	3,332,292	-
National Science Foundation	Direct		SES 1451100	47.075	Social, Behavioral, and Economic Sciences	85,375	-
National Science Foundation	Direct		SES 1523355	47.075	Social, Behavioral, and Economic Sciences	138,510	-
National Science Foundation	Direct		SES 1542345	47.075	Social, Behavioral, and Economic Sciences	17,310	-
National Science Foundation	Direct		SES 1559661	47.075	Social, Behavioral, and Economic Sciences	10,018	-
National Science Foundation	Direct		SES 1624386	47.075	Social, Behavioral, and Economic Sciences	27,243	-
National Science Foundation	Direct		SES1324689	47.075	Social, Behavioral, and Economic Sciences	28,456	-
National Science Foundation	Direct		SES1326365	47.075	Social, Behavioral, and Economic Sciences	24,889	-
National Science Foundation	Direct		SES1357561	47.075	Social, Behavioral, and Economic Sciences	45,241	-
National Science Foundation	Direct		SES-1419604	47.075	Social, Behavioral, and Economic Sciences	(34)	-
National Science Foundation	Direct		SES-1627464	47.075	Social, Behavioral, and Economic Sciences	370	-
National Science Foundation	Direct		SES-1636754	47.075	Social, Behavioral, and Economic Sciences	82,620	-
National Science Foundation	Direct		SES-1654645	47.075	Social, Behavioral, and Economic Sciences	13,137	-
National Science Foundation	Direct		SES-1659328	47.075	Social, Behavioral, and Economic Sciences	3,904	-
National Science Foundation	Direct		SMA 1262447	47.075	Social, Behavioral, and Economic Sciences	97,542	3,519
National Science Foundation	Direct		SMA 1407587	47.075	Social, Behavioral, and Economic Sciences	8,927	-
National Science Foundation	Direct		SMA-1539228	47.075	Social, Behavioral, and Economic Sciences	632,774	-
National Science Foundation	Pass-Through	Carnegie-Mellon University	1122455-370028	47.075	Social, Behavioral, and Economic Sciences	73,286	-
National Science Foundation	Pass-Through	Cornell University	64184 9947	47.075	Social, Behavioral, and Economic Sciences	79,641	-
National Science Foundation	Pass-Through	Cornell University	75097-10854	47.075	Social, Behavioral, and Economic Sciences	8,032	-
National Science Foundation	Pass-Through	Decision Research	17-01	47.075	Social, Behavioral, and Economic Sciences	17,074	-
National Science Foundation	Pass-Through	Johns Hopkins University	PO 2003171568	47.075	Social, Behavioral, and Economic Sciences	5,044	-
National Science Foundation	Pass-Through	Michigan State University	RC104160UM	47.075	Social, Behavioral, and Economic Sciences	96,807	-
National Science Foundation	Pass-Through	Pennsylvania State University	5574-UM-NSF-8209	47.075	Social, Behavioral, and Economic Sciences	50,509	-
National Science Foundation	Pass-Through	Research Triangle Institute	Task 1-312-0214074-51683L	47.075	Social, Behavioral, and Economic Sciences	106,110	-
National Science Foundation	Pass-Through	University of California-San Diego	1127643	47.075	Social, Behavioral, and Economic Sciences	(744)	-
National Science Foundation	Pass-Through	University of Colorado Boulder	1555402	47.075	Social, Behavioral, and Economic Sciences	21,165	-
						\$ 14,215,261	\$ 1,063,487
National Science Foundation	Direct		1458375	47.076	Education and Human Resources	88,198	-
National Science Foundation	Direct		1502711	47.076	Education and Human Resources	233,953	-
National Science Foundation	Direct		1502778	47.076	Education and Human Resources	695,805	17,187
National Science Foundation	Direct		1504257	47.076	Education and Human Resources	108,382	5,410
National Science Foundation	Direct		1504721	47.076	Education and Human Resources	61,989	-
National Science Foundation	Direct		1524967	47.076	Education and Human Resources	184,789	-
National Science Foundation	Direct		1535370	47.076	Education and Human Resources	91,928	-
National Science Foundation	Direct		1535389	47.076	Education and Human Resources	300,154	-
National Science Foundation	Direct		1544337	47.076	Education and Human Resources	97,367	-
National Science Foundation	Direct		1545851	47.076	Education and Human Resources	81,459	-
National Science Foundation	Direct		1609204	47.076	Education and Human Resources	40,684	-
National Science Foundation	Direct		1611687	47.076	Education and Human Resources	7,488	-
National Science Foundation	Direct		1621104	47.076	Education and Human Resources	182,544	-
National Science Foundation	Direct		1624634	47.076	Education and Human Resources	62,746	-
National Science Foundation	Direct		1625387	47.076	Education and Human Resources	80,861	-
National Science Foundation	Direct		1625397	47.076	Education and Human Resources	276,577	-
National Science Foundation	Direct		1711533	47.076	Education and Human Resources	9,453	-

University of Michigan
Schedule of Expenditures of Federal Awards
For the Year Ended June 30, 2017

Cluster Title/Federal Grantor/Program	Type	Pass-Through Grantor	Award Identifier	CFDA Number	CFDA Program Title	Federal Expenditures	Pass-Through
National Science Foundation	Direct		DGE 0903629	47.076	Education and Human Resources	(14,153)	-
National Science Foundation	Direct		DGE 1256260	47.076	Education and Human Resources	9,069,622	-
National Science Foundation	Direct		DGE 1419280	47.076	Education and Human Resources	42,117	-
National Science Foundation	Direct		DGE 1439520	47.076	Education and Human Resources	92,582	44,703
National Science Foundation	Direct		DRL 0918425	47.076	Education and Human Resources	134,526	-
National Science Foundation	Direct		DRL 1008317	47.076	Education and Human Resources	23,327	-
National Science Foundation	Direct		DRL 1008327	47.076	Education and Human Resources	471,478	-
National Science Foundation	Direct		DRL 1108778	47.076	Education and Human Resources	189,098	162,617
National Science Foundation	Direct		DRL 1118745	47.076	Education and Human Resources	433,317	109,679
National Science Foundation	Direct		DRL 1251862	47.076	Education and Human Resources	320,188	-
National Science Foundation	Direct		DRL 1316571	47.076	Education and Human Resources	26,132	-
National Science Foundation	Direct		DRL 1420102	47.076	Education and Human Resources	97,839	-
National Science Foundation	Direct		DRL 1420168	47.076	Education and Human Resources	157,759	37,223
National Science Foundation	Direct		DRL-1439366	47.076	Education and Human Resources	26,147	-
National Science Foundation	Direct		DRL1665117	47.076	Education and Human Resources	203,296	-
National Science Foundation	Direct		DUE 0934678	47.076	Education and Human Resources	171,277	-
National Science Foundation	Direct		DUE 1161121	47.076	Education and Human Resources	520,398	8,715
National Science Foundation	Direct		DUE 1240409	47.076	Education and Human Resources	129,990	-
National Science Foundation	Direct		DUE 1259395	47.076	Education and Human Resources	105,573	-
National Science Foundation	Direct		DUE 1322552	47.076	Education and Human Resources	64,890	-
National Science Foundation	Direct		DUE 1347697	47.076	Education and Human Resources	319,267	46,472
National Science Foundation	Direct		DUE 1347718	47.076	Education and Human Resources	73,082	10,434
National Science Foundation	Direct		DUE-1140256	47.076	Education and Human Resources	(16)	-
National Science Foundation	Direct		HRD 1002528	47.076	Education and Human Resources	203,889	107,501
National Science Foundation	Direct		HRD 1038099	47.076	Education and Human Resources	79,949	-
National Science Foundation	Direct		HRD 1231347	47.076	Education and Human Resources	32,046	-
National Science Foundation	Direct		HRD 1305932	47.076	Education and Human Resources	73,827	-
National Science Foundation	Direct		HRD 1619681	47.076	Education and Human Resources	123,820	4,855
National Science Foundation	Direct		HRD-1348619	47.076	Education and Human Resources	412,600	-
National Science Foundation	Pass-Through	American Educational Research Association	Award Letter dtd 03/13/17	47.076	Education and Human Resources	9,500	-
National Science Foundation	Pass-Through	Bowling Green State University	10008257-UM.Karabenick	47.076	Education and Human Resources	25,550	-
National Science Foundation	Pass-Through	Florida Atlantic University	URJ32	47.076	Education and Human Resources	57,135	-
National Science Foundation	Pass-Through	Harvard University	108075-5026906	47.076	Education and Human Resources	24,912	-
National Science Foundation	Pass-Through	Harvard University	108124-5097661	47.076	Education and Human Resources	6,315	-
National Science Foundation	Pass-Through	Harvard University	108131-5079307	47.076	Education and Human Resources	76,578	-
National Science Foundation	Pass-Through	Harvard University	108144-5097698	47.076	Education and Human Resources	32,976	-
National Science Foundation	Pass-Through	Intelligent Prosthetic Systems	Check# 1059 dtd 12/18/07	47.076	Education and Human Resources	9,863	-
National Science Foundation	Pass-Through	Iowa State University	4202507A	47.076	Education and Human Resources	16,451	-
National Science Foundation	Pass-Through	Iowa State University	4202541A	47.076	Education and Human Resources	20,846	-
National Science Foundation	Pass-Through	Maricopa County Community College District	Subaward Agreement	47.076	Education and Human Resources	168,994	-
National Science Foundation	Pass-Through	Michigan State University	RC101276UM	47.076	Education and Human Resources	(8,775)	-
National Science Foundation	Pass-Through	Museum of Science, Boston	Living Laboratory Stipend Agre	47.076	Education and Human Resources	1,258	-
National Science Foundation	Pass-Through	Northwestern University	SP0024546	47.076	Education and Human Resources	1,327	-
National Science Foundation	Pass-Through	Rutgers University	5920	47.076	Education and Human Resources	18,935	-
National Science Foundation	Pass-Through	University of California - Irvine	2015-3266	47.076	Education and Human Resources	68,711	-
National Science Foundation	Pass-Through	University of Maryland, The	Z411102	47.076	Education and Human Resources	176,633	-
National Science Foundation	Pass-Through	University of Massachusetts	B000346830	47.076	Education and Human Resources	99,269	-
						\$ 16,994,722	\$ 554,796
National Science Foundation	Direct		ANT 1149085	47.078	Polar Programs	202,222	-
National Science Foundation	Direct		ANT 1245580	47.078	Polar Programs	23,165	2,060
National Science Foundation	Direct		ARC 1107593	47.078	Polar Programs	951	-
National Science Foundation	Direct		ARC 1253154	47.078	Polar Programs	107,931	-
						\$ 334,269	\$ 2,060
National Science Foundation	Direct		1459911	47.079	Office of International Science and Engineering	50,264	-
National Science Foundation	Direct		1515015	47.079	Office of International Science and Engineering	71,689	-
National Science Foundation	Pass-Through	Johns Hopkins University	Subaward Agreement	47.079	Office of International Science and Engineering	91,694	-
National Science Foundation	Pass-Through	Virginia Polytechnic Institute and State University	479477-19337	47.079	Office of International Science and Engineering	28,350	-
						\$ 241,997	\$ -
National Science Foundation	Direct		OCI 0940824	47.080	Office of Cyberinfrastructure	1,713,396	956,746
National Science Foundation	Pass-Through	California Institute of Technology	42B-1093325	47.080	Office of Cyberinfrastructure	(3,210)	-
National Science Foundation	Pass-Through	Carnegie Institution of Washington	9-10476-01	47.080	Office of Cyberinfrastructure	(5,397)	-
National Science Foundation	Pass-Through	University of Georgia	RR197-017/4940786	47.080	Office of Cyberinfrastructure	(172)	-
National Science Foundation	Pass-Through	University of Minnesota	H002341902	47.080	Office of Cyberinfrastructure	14,554	-
						\$ 1,719,171	\$ 956,746
National Science Foundation	Pass-Through	Olin College of Engineering	4212-1	47.082	Trans-NSF Recovery Act Reasearch Support	(271)	-
National Science Foundation	Direct		1545858	47.083	Office of Integrative Activities	842,547	211,597
						\$ 106,491,237	\$ 6,564,965
						Total National Science Foundation	
Veterans Affairs, Department of	Direct		506-D65040	64.RD		\$ 1,356	\$ -
Veterans Affairs, Department of	Direct		6R6048	64.RD		2,927	-
Veterans Affairs, Department of	Direct		BAVEJA,SATINDER	64.RD		360	-
Veterans Affairs, Department of	Direct		D65094	64.RD		5,584	-
Veterans Affairs, Department of	Direct		IPA - Baveja, Satinder	64.RD		2,335	-
Veterans Affairs, Department of	Direct		IPA - Buis, Lorraine	64.RD		2,061	-
Veterans Affairs, Department of	Direct		IPA - Cyrus Sarosh	64.RD		1,767	-
Veterans Affairs, Department of	Direct		IPA - DesJardins, Steve	64.RD		10,235	-
Veterans Affairs, Department of	Direct		IPA - Marcotte, John	64.RD		6,502	-
Veterans Affairs, Department of	Direct		IPA - Niharika Chalpe	64.RD		8,440	-

University of Michigan
Schedule of Expenditures of Federal Awards
For the Year Ended June 30, 2017

Cluster Title/Federal Grantor/Program	Type	Pass-Through Grantor	Award Identifier	CFDA Number	CFDA Program Title	Federal Expenditures	Pass-Through
Veterans Affairs, Department of	Direct		IPA - Yosef, Matheos	64.RD		17,937	-
Veterans Affairs, Department of	Direct		IPA Ajlen, Aaron	64.RD		13,144	-
Veterans Affairs, Department of	Direct		IPA Ajlen, Aaron	64.RD		25,657	-
Veterans Affairs, Department of	Direct		IPA Althuis, Katie	64.RD		42,023	-
Veterans Affairs, Department of	Direct		IPA Altschuler, Richard	64.RD		11,526	-
Veterans Affairs, Department of	Direct		IPA Altschuler, Richard	64.RD		8,490	-
Veterans Affairs, Department of	Direct		IPA Amanda Ciofu	64.RD		7,160	-
Veterans Affairs, Department of	Direct		IPA Barick, Audrey	64.RD		34,892	-
Veterans Affairs, Department of	Direct		IPA Barick, Audrey	64.RD		6,310	-
Veterans Affairs, Department of	Direct		IPA BARTLETT,ROBERT	64.RD		2,515	-
Veterans Affairs, Department of	Direct		IPA Bauer, David	64.RD		2,559	-
Veterans Affairs, Department of	Direct		IPA Bautista, Genevieve Gretch	64.RD		17,605	-
Veterans Affairs, Department of	Direct		IPA Beaulieu, Melanie	64.RD		3,341	-
Veterans Affairs, Department of	Direct		IPA Bhaumik, Arijit	64.RD		9,900	-
Veterans Affairs, Department of	Direct		IPA Bhaumik, Arijit	64.RD		25,912	-
Veterans Affairs, Department of	Direct		IPA Calhoun, Oliver	64.RD		10,562	-
Veterans Affairs, Department of	Direct		IPA Calhoun, Oliver	64.RD		36,555	-
Veterans Affairs, Department of	Direct		IPA Carter, Caroline	64.RD		3,308	-
Veterans Affairs, Department of	Direct		IPA Carter, Caroline L.	64.RD		10,298	-
Veterans Affairs, Department of	Direct		IPA Chowdhury, Mahboob	64.RD		7,676	-
Veterans Affairs, Department of	Direct		IPA Chowdhury, Mahboob	64.RD		28,875	-
Veterans Affairs, Department of	Direct		IPA Ciofu, Amanda	64.RD		10,277	-
Veterans Affairs, Department of	Direct		IPA Clauw, Andrew	64.RD		2,293	-
Veterans Affairs, Department of	Direct		IPA Clines, Katrina	64.RD		3,092	-
Veterans Affairs, Department of	Direct		IPA Clines, Katrina	64.RD		34,806	-
Veterans Affairs, Department of	Direct		IPA De Vries, Raymond	64.RD		5,797	-
Veterans Affairs, Department of	Direct		IPA Eisenberg, Daniel	64.RD		16,595	-
Veterans Affairs, Department of	Direct		IPA Elder, Katie	64.RD		23,421	-
Veterans Affairs, Department of	Direct		IPA Elenbaas, Jared	64.RD		6,656	-
Veterans Affairs, Department of	Direct		IPA Enache, Eric	64.RD		5,719	-
Veterans Affairs, Department of	Direct		IPA Farris, Karen Bell	64.RD		2,573	-
Veterans Affairs, Department of	Direct		IPA Forringer, Rachel	64.RD		13,578	-
Veterans Affairs, Department of	Direct		IPA Fries, Brant	64.RD		25,681	-
Veterans Affairs, Department of	Direct		IPA Fries, Brant	64.RD		44,631	-
Veterans Affairs, Department of	Direct		IPA Garlick, James	64.RD		7,119	-
Veterans Affairs, Department of	Direct		IPA Garnett, Emily	64.RD		7,990	-
Veterans Affairs, Department of	Direct		IPA Gornick, Michelle	64.RD		16,879	-
Veterans Affairs, Department of	Direct		IPA Gotlib, Jocelyn	64.RD		7,613	-
Veterans Affairs, Department of	Direct		IPA Gregory, Lynn	64.RD		21,450	-
Veterans Affairs, Department of	Direct		IPA Gregory, Lynn A	64.RD		29,557	-
Veterans Affairs, Department of	Direct		IPA Guo, Chiao	64.RD		36,886	-
Veterans Affairs, Department of	Direct		IPA Ha, Jinkyung	64.RD		4,942	-
Veterans Affairs, Department of	Direct		IPA Ha, Jinkyung	64.RD		25,155	-
Veterans Affairs, Department of	Direct		IPA Ha, Jinkyung	64.RD		15,098	-
Veterans Affairs, Department of	Direct		IPA Harley, Jennifer	64.RD		11,590	-
Veterans Affairs, Department of	Direct		IPA Harley, Jennifer	64.RD		42,588	-
Veterans Affairs, Department of	Direct		IPA Harris, Diondra	64.RD		4,640	-
Veterans Affairs, Department of	Direct		IPA Harte, Steven	64.RD		2,791	-
Veterans Affairs, Department of	Direct		IPA He, Yongqun	64.RD		1,919	-
Veterans Affairs, Department of	Direct		IPA Hinkovska-Galcheva, Vania	64.RD		14,877	-
Veterans Affairs, Department of	Direct		IPA Hoelscher, Alise	64.RD		32,432	-
Veterans Affairs, Department of	Direct		IPA Howes, Margaret	64.RD		7,091	-
Veterans Affairs, Department of	Direct		IPA Ignacio, Rosalinda	64.RD		84,451	-
Veterans Affairs, Department of	Direct		IPA Jones, Tina	64.RD		10,347	-
Veterans Affairs, Department of	Direct		IPA Jordan, Jennifer	64.RD		3,860	-
Veterans Affairs, Department of	Direct		IPA Kadri, Reema Sub Account #8	64.RD		10,114	-
Veterans Affairs, Department of	Direct		IPA Kanicki, Ariane	64.RD		48,698	-
Veterans Affairs, Department of	Direct		IPA Kanicki, Ariane	64.RD		8,212	-
Veterans Affairs, Department of	Direct		IPA Kelly, Robert	64.RD		23,117	-
Veterans Affairs, Department of	Direct		IPA Kelly, Robert	64.RD		47,058	-
Veterans Affairs, Department of	Direct		IPA Kim, Hyungjin Myra	64.RD		6,034	-
Veterans Affairs, Department of	Direct		IPA King, Michael	64.RD		29,283	-
Veterans Affairs, Department of	Direct		IPA Klein, Debra	64.RD		5,446	-
Veterans Affairs, Department of	Direct		IPA Klein, Debra	64.RD		17,738	-
Veterans Affairs, Department of	Direct		IPA Krans, Amy	64.RD		4,684	-
Veterans Affairs, Department of	Direct		IPA Krans, Amy	64.RD		33,654	-
Veterans Affairs, Department of	Direct		IPA Kwan, Raymond	64.RD		18,618	-
Veterans Affairs, Department of	Direct		IPA Landis-Lewis, Zachary	64.RD		27,920	-
Veterans Affairs, Department of	Direct		IPA Landis-Lewis, Zachary	64.RD		8,911	-
Veterans Affairs, Department of	Direct		IPA Lee, Soo Jung	64.RD		17,276	-
Veterans Affairs, Department of	Direct		IPA Lee, Soo Jung	64.RD		26,651	-
Veterans Affairs, Department of	Direct		IPA Lesnovskaya, Alina	64.RD		7,910	-
Veterans Affairs, Department of	Direct		IPA Lesnovskaya, Alina	64.RD		22,052	-
Veterans Affairs, Department of	Direct		IPA Ma, Sean	64.RD		13,085	-
Veterans Affairs, Department of	Direct		IPA Manikas, Marianna	64.RD		14,152	-
Veterans Affairs, Department of	Direct		IPA Mann, Jason	64.RD		3,749	-
Veterans Affairs, Department of	Direct		IPA Mann, Jason	64.RD		3,141	-
Veterans Affairs, Department of	Direct		IPA Marcotte, John	64.RD		2,819	-

University of Michigan
Schedule of Expenditures of Federal Awards
For the Year Ended June 30, 2017

Cluster Title/Federal Grantor/Program	Type	Pass-Through Grantor	Award Identifier	CFDA Number	CFDA Program Title	Federal Expenditures	Pass-Through
Veterans Affairs, Department of	Direct		IPA Martin, Catherine	64.RD		23,311	-
Veterans Affairs, Department of	Direct		IPA Martin, Catherine	64.RD		3,164	-
Veterans Affairs, Department of	Direct		IPA Mase, Rebecca	64.RD		26,605	-
Veterans Affairs, Department of	Direct		IPA Mase, Rebecca	64.RD		85,606	-
Veterans Affairs, Department of	Direct		IPA McCammon, Ryan	64.RD		19,019	-
Veterans Affairs, Department of	Direct		IPA McCammon, Ryan Jay	64.RD		3,709	-
Veterans Affairs, Department of	Direct		IPA McCloskey, Lisa	64.RD		38,419	-
Veterans Affairs, Department of	Direct		IPA Metko, Valbona	64.RD		(231)	-
Veterans Affairs, Department of	Direct		IPA Metko, Valbona	64.RD		34,646	-
Veterans Affairs, Department of	Direct		IPA Mohammad Rahman	64.RD		42,755	-
Veterans Affairs, Department of	Direct		IPA Moore, Ian	64.RD		3,227	-
Veterans Affairs, Department of	Direct		IPA Muller, Martijn	64.RD		6,327	-
Veterans Affairs, Department of	Direct		IPA Murphy, Geoffrey	64.RD		521	-
Veterans Affairs, Department of	Direct		IPA Myers, Aimee	64.RD		(247)	-
Veterans Affairs, Department of	Direct		IPA Myers, Aimee	64.RD		(255)	-
Veterans Affairs, Department of	Direct		IPA Nabozny, Martina	64.RD		16,857	-
Veterans Affairs, Department of	Direct		IPA Newman, Sean	64.RD		38,214	-
Veterans Affairs, Department of	Direct		IPA Nowak, Cheryl	64.RD		17,294	-
Veterans Affairs, Department of	Direct		IPA Nowak, Cheryl	64.RD		51,686	-
Veterans Affairs, Department of	Direct		IPA Nowak, Michael	64.RD		1,147	-
Veterans Affairs, Department of	Direct		IPA Nowak, Michael	64.RD		3,620	-
Veterans Affairs, Department of	Direct		IPA Olorode, Tolulope	64.RD		13,452	-
Veterans Affairs, Department of	Direct		IPA O'Reilly, Dennis	64.RD		36,658	-
Veterans Affairs, Department of	Direct		IPA Patel, Nita	64.RD		27,778	-
Veterans Affairs, Department of	Direct		IPA Patel, Nita	64.RD		85,371	-
Veterans Affairs, Department of	Direct		IPA Pearl, Naw	64.RD		15,354	-
Veterans Affairs, Department of	Direct		IPA Pearl, Naw May	64.RD		25,288	-
Veterans Affairs, Department of	Direct		IPA Petersen, Laura	64.RD		2,217	-
Veterans Affairs, Department of	Direct		IPA Peterson, Laura	64.RD		10,155	-
Veterans Affairs, Department of	Direct		IPA Rahman, Moshir	64.RD		7,245	-
Veterans Affairs, Department of	Direct		IPA Ramaswami, Viji	64.RD		749	-
Veterans Affairs, Department of	Direct		IPA Rogers, Mary	64.RD		42,715	-
Veterans Affairs, Department of	Direct		IPA ROJA-PENA,ALVARO	64.RD		2,514	-
Veterans Affairs, Department of	Direct		IPA Rose, Patricia	64.RD		19,908	-
Veterans Affairs, Department of	Direct		IPA Ryan, Kerry	64.RD		1,374	-
Veterans Affairs, Department of	Direct		IPA Sarosh, Cyrus	64.RD		(202)	-
Veterans Affairs, Department of	Direct		IPA Sarosh, Cyrus	64.RD		5,509	-
Veterans Affairs, Department of	Direct		IPA Scarpace, Diane	64.RD		(81)	-
Veterans Affairs, Department of	Direct		IPA Sharpe, Sierra	64.RD		13,103	-
Veterans Affairs, Department of	Direct		IPA Shay, Barbara	64.RD		7,707	-
Veterans Affairs, Department of	Direct		IPA Shay, Barbara	64.RD		22,204	-
Veterans Affairs, Department of	Direct		IPA Shipp,Valeria	64.RD		13,889	-
Veterans Affairs, Department of	Direct		IPA Spiegel, Joyce	64.RD		15,175	-
Veterans Affairs, Department of	Direct		IPA Spinner, Jane	64.RD		14,717	-
Veterans Affairs, Department of	Direct		IPA Stoll, Shelley	64.RD		(13,133)	-
Veterans Affairs, Department of	Direct		IPA Stoll, Shelley	64.RD		111,244	-
Veterans Affairs, Department of	Direct		IPA Strunk, Danielle	64.RD		(67)	-
Veterans Affairs, Department of	Direct		IPA Sun, Xiankui	64.RD		15,650	-
Veterans Affairs, Department of	Direct		IPA Sun, Xiankui	64.RD		34,552	-
Veterans Affairs, Department of	Direct		IPA Sutton, Michael	64.RD		3,105	-
Veterans Affairs, Department of	Direct		IPA Swallow, Kathleen	64.RD		44,494	-
Veterans Affairs, Department of	Direct		IPA Szpara, Ashley	64.RD		5,110	-
Veterans Affairs, Department of	Direct		IPA Szpara, Ashley	64.RD		13,732	-
Veterans Affairs, Department of	Direct		IPA Teitz-Tennenbaum, Seagal	64.RD		20,851	-
Veterans Affairs, Department of	Direct		IPA Teitz-Tennenbaum, Seagal	64.RD		21,138	-
Veterans Affairs, Department of	Direct		IPA Teitz-Tennenbaum, Seagal	64.RD		28,423	-
Veterans Affairs, Department of	Direct		IPA Tidball, Andrew	64.RD		4,760	-
Veterans Affairs, Department of	Direct		IPA Uju-Eke, Oluchi	64.RD		3,529	-
Veterans Affairs, Department of	Direct		IPA Van den Brulle, Andrea	64.RD		4,382	-
Veterans Affairs, Department of	Direct		IPA Walton,Maureen	64.RD		2,612	-
Veterans Affairs, Department of	Direct		IPA Wang, Hui	64.RD		18,960	-
Veterans Affairs, Department of	Direct		IPA Wang, Hui	64.RD		26,869	-
Veterans Affairs, Department of	Direct		IPA Wang, Jintao	64.RD		17,776	-
Veterans Affairs, Department of	Direct		IPA Wang, Jintao	64.RD		55,324	-
Veterans Affairs, Department of	Direct		IPA Warshal,Wendy	64.RD		5,082	-
Veterans Affairs, Department of	Direct		IPA Wealty, Alyssa	64.RD		4,930	-
Veterans Affairs, Department of	Direct		IPA Wilke, Carol	64.RD		4,766	-
Veterans Affairs, Department of	Direct		IPA Winter, Suzanne	64.RD		6,020	-
Veterans Affairs, Department of	Direct		IPA Winter, Suzanne	64.RD		7,890	-
Veterans Affairs, Department of	Direct		IPA Wu, Zetang	64.RD		17,463	-
Veterans Affairs, Department of	Direct		IPA Wu, Zetang	64.RD		62,420	-
Veterans Affairs, Department of	Direct		IPA Xu, Jintao	64.RD		47,387	-
Veterans Affairs, Department of	Direct		IPA Yeagley, Emily	64.RD		26,718	-
Veterans Affairs, Department of	Direct		IPA Yeagley,Emily	64.RD		6,523	-
Veterans Affairs, Department of	Direct		IPA Yonggun He	64.RD		5,846	-
Veterans Affairs, Department of	Direct		IPA Yosef, Matheos	64.RD		89,013	-
Veterans Affairs, Department of	Direct		IPA Zarb,Stephanie	64.RD		20,123	-
Veterans Affairs, Department of	Direct		IPA Zhang, Huailin	64.RD		10,571	-

University of Michigan
Schedule of Expenditures of Federal Awards
For the Year Ended June 30, 2017

Cluster Title/Federal Grantor/Program	Type	Pass-Through Grantor	Award Identifier	CFDA Number	CFDA Program Title	Federal Expenditures	Pass-Through
Veterans Affairs, Department of	Direct		IPA Zhang, Huailin	64.RD		7,670	-
Veterans Affairs, Department of	Direct		IPA Zhang, Xiaojie	64.RD		17,976	-
Veterans Affairs, Department of	Direct		IPA Zhang, Xiaojie	64.RD		27,616	-
Veterans Affairs, Department of	Direct		IPA Zikmund-Fisher, Brian	64.RD		811	-
Veterans Affairs, Department of	Direct		IPA Zikmund-Fisher, Brian	64.RD		8,917	-
Veterans Affairs, Department of	Direct		IPA, Vania Hinkovska-Galcheva	64.RD		30,168	-
Veterans Affairs, Department of	Direct		IPA, Williams David A	64.RD		1,698	-
Veterans Affairs, Department of	Direct		IPA-James Lepkowski	64.RD		943	-
Veterans Affairs, Department of	Direct		IPA-Kadri, Reema	64.RD		12,255	-
Veterans Affairs, Department of	Direct		IPA-Kim,Hyungjin	64.RD		18,918	-
Veterans Affairs, Department of	Direct		VA IPA Alvaro Rojas-Pena	64.RD		3,127	-
Veterans Affairs, Department of	Direct		VA IPA Buis,Lorraine	64.RD		23,018	-
Veterans Affairs, Department of	Direct		VA IPA Luther, Tahra	64.RD		75,193	-
Veterans Affairs, Department of	Direct		VA IPA MURPHY,GEOFFREY	64.RD		1,302	-
Veterans Affairs, Department of	Direct		VA IPA Robert Bartlett	64.RD		3,099	-
Veterans Affairs, Department of	Direct		VA/IPA CONNER,SARAH	64.RD		5,554	-
Veterans Affairs, Department of	Direct		VA250-16-D0138	64.RD		8,662	-
Veterans Affairs, Department of	Direct		VA250-17-C-0083/PO 506-C70207	64.RD		4,811	-
Veterans Affairs, Department of	Direct		VA251-14-C-0098	64.RD		14	-
Veterans Affairs, Department of	Direct		VA251-15-C-0063	64.RD		56,236	-
Veterans Affairs, Department of	Direct		VA251-15-C-0171	64.RD		70,890	-
Veterans Affairs, Department of	Direct		VA251-15-D-0057	64.RD		51,728	-
Veterans Affairs, Department of	Direct		VA-IPA-Giger, Roman	64.RD		5,172	-
Veterans Affairs, Department of	Direct		WILLIAMS,DAVID A	64.RD		2,451	-
Veterans Affairs, Department of	Pass-Through	Intelligent Prosthetic Systems	Sponsor Check #2197	64.RD		(22,742)	-
Veterans Affairs, Department of	Pass-Through	Mitre Corporation	108810	64.RD		376,874	-
			Total Veterans Affairs, Department of			\$ 3,677,145	\$ -
Environmental Protection Agency	Direct		83594901	66.037	Internships, Training and Workshops for the Office of Air and Radiation	\$ 246,023	\$ -
Environmental Protection Agency	Pass-Through	Michigan, State of, Environmental Quality, Department of	205J Contract 2014-0100	66.454	Water Quality Management Planning	\$ 31,401	\$ -
Environmental Protection Agency	Pass-Through	Michigan Technological University	1509080Z1	66.469	Great Lakes Program	\$ 46,689	\$ -
Environmental Protection Agency	Pass-Through	The Stewardship Network	GL-00E01461	66.469	Great Lakes Program	41,691	-
						\$ 88,380	\$ -
Environmental Protection Agency	Pass-Through	Health Effects Institute (HEI)	4940-RFA13-1/14-1-3	66.500	Environmental Protection, Consolidated Research	\$ 155,195	\$ 20,484
Environmental Protection Agency	Direct		83543601	66.509	Science To Achieve Results (STAR) Research Program	\$ 871,943	\$ 86,092
Environmental Protection Agency	Direct		83563701	66.509	Science To Achieve Results (STAR) Research Program	313,942	71,313
Environmental Protection Agency	Direct		83564401	66.509	Science To Achieve Results (STAR) Research Program	296,817	-
Environmental Protection Agency	Direct		RD-83374001	66.509	Science To Achieve Results (STAR) Research Program	-	-
Environmental Protection Agency	Direct		RD83517001	66.509	Science To Achieve Results (STAR) Research Program	154,111	148,892
Environmental Protection Agency	Pass-Through	Michigan State University	RC063384UM-BC	66.509	Science To Achieve Results (STAR) Research Program	70,643	-
Environmental Protection Agency	Pass-Through	Michigan State University	RC063384UM-EC	66.509	Science To Achieve Results (STAR) Research Program	131,743	-
Environmental Protection Agency	Pass-Through	Michigan State University	RC063384UM-P1	66.509	Science To Achieve Results (STAR) Research Program	161,234	43,572
Environmental Protection Agency	Pass-Through	Northeastern University	505112-78050	66.509	Science To Achieve Results (STAR) Research Program	168,067	-
Environmental Protection Agency	Pass-Through	Water Environment & Reuse Foundation (WE&RF)	STAR_N1R14	66.509	Science To Achieve Results (STAR) Research Program	9,418	481
Environmental Protection Agency	Pass-Through	Yale University	C16P12354 (P00385) / 83587101	66.509	Science To Achieve Results (STAR) Research Program	13,537	-
						\$ 2,191,455	\$ 350,350
Environmental Protection Agency	Direct		FP-91765801-0	66.514	Science To Achieve Results (STAR) Fellowship Program	\$ 763	\$ -
Environmental Protection Agency	Direct		NE 00E02041	66.951	Environmental Education Grants	\$ 50,834	\$ -
Environmental Protection Agency	Pass-Through	Great Lakes Fishery Trust	2015.1583	66.951	Environmental Education Grants	73,966	-
						\$ 124,800	\$ -
Environmental Protection Agency	Pass-Through	American Chemistry Council	4949	66.RD		\$ 467	\$ -
Environmental Protection Agency	Pass-Through	Battelle Memorial Institute	431348	66.RD		1,575	-
						\$ 2,042	\$ -
			Total Environmental Protection Agency			\$ 2,840,059	\$ 370,834
Nuclear Regulatory Commission	Direct		NRC-HQ-13-G-38-0007	77.008	U.S. Nuclear Regulatory Commission Scholarship and Fellowship Program	\$ 229,625	\$ -
Nuclear Regulatory Commission	Direct		NRC-HQ-13-G-38-0024	77.008	U.S. Nuclear Regulatory Commission Scholarship and Fellowship Program	132,945	-
Nuclear Regulatory Commission	Direct		NRC-HQ-84-14-G0043	77.008	U.S. Nuclear Regulatory Commission Scholarship and Fellowship Program	90,867	-
Nuclear Regulatory Commission	Direct		NRC-HQ-84-15-G-0039	77.008	U.S. Nuclear Regulatory Commission Scholarship and Fellowship Program	86,769	-
Nuclear Regulatory Commission	Direct		NRC-HQ-84-16-G-0010	77.008	U.S. Nuclear Regulatory Commission Scholarship and Fellowship Program	48,624	-
						\$ 588,830	\$ -
Nuclear Regulatory Commission	Direct		NRC-HQ-60-14-G-0008	77.009	U.S. Nuclear Regulatory Commission Office of Research Financial Assistance Program	\$ 66,190	\$ -
Nuclear Regulatory Commission	Direct		NRC-04-10-149	77.RD		\$ 339	\$ -
Nuclear Regulatory Commission	Direct		NRC-HQ-60-15-C-0012	77.RD		266,691	-
Nuclear Regulatory Commission	Pass-Through	Purdue University	4112-64315	77.RD		147,876	-
						\$ 414,906	\$ -
			Total Nuclear Regulatory Commission			\$ 1,069,926	\$ -
Energy, Department of	Direct		DE FG02 04 ER41331	81.049	Office of Science Financial Assistance Program	\$ 5,895	\$ -
Energy, Department of	Direct		DE FG02 05 ER15686	81.049	Office of Science Financial Assistance Program	151,836	-
Energy, Department of	Direct		DE SC0008062	81.049	Office of Science Financial Assistance Program	116,549	-

University of Michigan
Schedule of Expenditures of Federal Awards
For the Year Ended June 30, 2017

Cluster Title/Federal Grantor/Program	Type	Pass-Through Grantor	Award Identifier	CFDA Number	CFDA Program Title	Federal Expenditures	Pass-Through
Energy, Department of	Direct		DE-SC0008352	81.049	Office of Science Financial Assistance Program	(17,631)	-
Energy, Department of	Direct		DE-FG02-06ER15783	81.049	Office of Science Financial Assistance Program	102,684	-
Energy, Department of	Direct		DE-FG02-06ER46273	81.049	Office of Science Financial Assistance Program	(9,811)	-
Energy, Department of	Direct		DE-FG02-07ER15887	81.049	Office of Science Financial Assistance Program	82	-
Energy, Department of	Direct		DE-FG02-07ER15904	81.049	Office of Science Financial Assistance Program	(6,827)	-
Energy, Department of	Direct		DE-FG02-08ER15931	81.049	Office of Science Financial Assistance Program	355,870	-
Energy, Department of	Direct		DE-FG02-08ER15997	81.049	Office of Science Financial Assistance Program	123,684	-
Energy, Department of	Direct		DE-FG02-08ER46525	81.049	Office of Science Financial Assistance Program	371,546	210,997
Energy, Department of	Direct		DE-NA0002956	81.049	Office of Science Financial Assistance Program	761,224	-
Energy, Department of	Direct		DE-SC0001939	81.049	Office of Science Financial Assistance Program	1,231,894	884,893
Energy, Department of	Direct		DE-SC0002619	81.049	Office of Science Financial Assistance Program	102,132	-
Energy, Department of	Direct		DE-SC0002645	81.049	Office of Science Financial Assistance Program	134,108	-
Energy, Department of	Direct		DE-SC0004871	81.049	Office of Science Financial Assistance Program	202,774	-
Energy, Department of	Direct		DE-SC0004888	81.049	Office of Science Financial Assistance Program	236,181	-
Energy, Department of	Direct		DE-SC0006587	81.049	Office of Science Financial Assistance Program	150,404	-
Energy, Department of	Direct		DE-SC0007859	81.049	Office of Science Financial Assistance Program	3,213,442	-
Energy, Department of	Direct		DE-SC0008110	81.049	Office of Science Financial Assistance Program	128,338	-
Energy, Department of	Direct		DE-SC0008486	81.049	Office of Science Financial Assistance Program	3,515	-
Energy, Department of	Direct		DE-SC0008574	81.049	Office of Science Financial Assistance Program	354,884	120,000
Energy, Department of	Direct		DE-SC0008637	81.049	Office of Science Financial Assistance Program	2,352,791	179,949
Energy, Department of	Direct		DE-SC0010341	81.049	Office of Science Financial Assistance Program	116,893	-
Energy, Department of	Direct		DE-SC0010342	81.049	Office of Science Financial Assistance Program	132,846	-
Energy, Department of	Direct		DE-SC0010381	81.049	Office of Science Financial Assistance Program	124,436	-
Energy, Department of	Direct		DE-SC0010541	81.049	Office of Science Financial Assistance Program	329,660	-
Energy, Department of	Direct		DE-SC0011078	81.049	Office of Science Financial Assistance Program	133,887	115,904
Energy, Department of	Direct		DE-SC0012295	81.049	Office of Science Financial Assistance Program	94,072	-
Energy, Department of	Direct		DE-SC0012327	81.049	Office of Science Financial Assistance Program	162,150	-
Energy, Department of	Direct		DE-SC0012328	81.049	Office of Science Financial Assistance Program	202,104	-
Energy, Department of	Direct		DE-SC0012479	81.049	Office of Science Financial Assistance Program	129,427	-
Energy, Department of	Direct		DE-SC0012482	81.049	Office of Science Financial Assistance Program	113,290	-
Energy, Department of	Direct		DE-SC0012484	81.049	Office of Science Financial Assistance Program	389,564	-
Energy, Department of	Direct		DE-SC0012969	81.049	Office of Science Financial Assistance Program	142,923	-
Energy, Department of	Direct		DE-SC0013393	81.049	Office of Science Financial Assistance Program	194,998	-
Energy, Department of	Direct		DE-SC0013520	81.049	Office of Science Financial Assistance Program	103,196	-
Energy, Department of	Direct		DE-SC0013562	81.049	Office of Science Financial Assistance Program	260,166	-
Energy, Department of	Direct		DE-SC0013961	81.049	Office of Science Financial Assistance Program	77,213	-
Energy, Department of	Direct		DE-SC0013971	81.049	Office of Science Financial Assistance Program	125,685	-
Energy, Department of	Direct		DE-SC0013991	81.049	Office of Science Financial Assistance Program	116,518	-
Energy, Department of	Direct		DE-SC0014132	81.049	Office of Science Financial Assistance Program	49,326	-
Energy, Department of	Direct		DE-SC0014134	81.049	Office of Science Financial Assistance Program	158,781	-
Energy, Department of	Direct		DE-SC0014136	81.049	Office of Science Financial Assistance Program	(2,056)	-
Energy, Department of	Direct		DE-SC0015394	81.049	Office of Science Financial Assistance Program	104,975	-
Energy, Department of	Direct		DE-SC0015708	81.049	Office of Science Financial Assistance Program	149,275	-
Energy, Department of	Direct		DE-SC0015782	81.049	Office of Science Financial Assistance Program	192,908	-
Energy, Department of	Direct		DE-SC0015785	81.049	Office of Science Financial Assistance Program	19,740	-
Energy, Department of	Direct		DE-SC0015799	81.049	Office of Science Financial Assistance Program	91,362	-
Energy, Department of	Direct		DE-SC0016206	81.049	Office of Science Financial Assistance Program	126,465	-
Energy, Department of	Direct		DE-SC0016384	81.049	Office of Science Financial Assistance Program	178,010	-
Energy, Department of	Direct		DE-SC0016489	81.049	Office of Science Financial Assistance Program	82,758	-
Energy, Department of	Direct		DE-SC0016804	81.049	Office of Science Financial Assistance Program	60,185	-
Energy, Department of	Direct		DE-SC0016808	81.049	Office of Science Financial Assistance Program	27,644	-
Energy, Department of	Direct		DE-SC0017380	81.049	Office of Science Financial Assistance Program	11,088	-
Energy, Department of	Direct		DE-SC0017808	81.049	Office of Science Financial Assistance Program	29,882	-
Energy, Department of	Direct		SC0006628	81.049	Office of Science Financial Assistance Program	204,278	-
Energy, Department of	Direct		SC0006630	81.049	Office of Science Financial Assistance Program	42,822	8,170
Energy, Department of	Pass-Through	Binghamton University	68799	81.049	Office of Science Financial Assistance Program	162,726	-
Energy, Department of	Pass-Through	Kent State University	400005-UM	81.049	Office of Science Financial Assistance Program	68,448	-
Energy, Department of	Pass-Through	Northwestern University	SP0027267-PROJ0007138	81.049	Office of Science Financial Assistance Program	299,678	-
Energy, Department of	Pass-Through	Ohio State University, The	60042071	81.049	Office of Science Financial Assistance Program	144,727	-
Energy, Department of	Pass-Through	Princeton University	SUB0000133	81.049	Office of Science Financial Assistance Program	17,170	-
Energy, Department of	Pass-Through	University of Rochester	417000G / UR FAO GR510576	81.049	Office of Science Financial Assistance Program	58,131	-
						\$ 15,292,915	\$ 1,519,913
Energy, Department of	Direct		DE-EE0006434	81.086	Conservation Research and Development	42,621	-
Energy, Department of	Direct		DE-EE0006821	81.086	Conservation Research and Development	447,064	196,955
Energy, Department of	Direct		DE-EE0006831	81.086	Conservation Research and Development	200,131	-
Energy, Department of	Direct		DE-EE0007077	81.086	Conservation Research and Development	486,171	187,842
Energy, Department of	Direct		DE-EE0007212	81.086	Conservation Research and Development	397,197	-
Energy, Department of	Direct		DE-EE0007626	81.086	Conservation Research and Development	189,568	-
Energy, Department of	Direct		DE-EE0007979	81.086	Conservation Research and Development	16	-
Energy, Department of	Pass-Through	Bosch	Agreement	81.086	Conservation Research and Development	50,041	-
Energy, Department of	Pass-Through	Kettering University	531110A	81.086	Conservation Research and Development	45,401	-
Energy, Department of	Pass-Through	Pennsylvania State University	555377-UM-DOE-7278	81.086	Conservation Research and Development	63,541	-
Energy, Department of	Pass-Through	Robert Bosch LLC. (dba Bosch USA)	DE-EE0007307-01	81.086	Conservation Research and Development	316,829	-
						\$ 2,238,580	\$ 384,797
Energy, Department of	Direct		DE-EE0005310	81.087	Renewable Energy Research and Development	71	-
Energy, Department of	Direct		DE-EE0005376	81.087	Renewable Energy Research and Development	(14,950)	-
Energy, Department of	Direct		DE-EE0006708	81.087	Renewable Energy Research and Development	387,727	-
Energy, Department of	Direct		DE-EE0007046	81.087	Renewable Energy Research and Development	368,354	95,008

University of Michigan
Schedule of Expenditures of Federal Awards
For the Year Ended June 30, 2017

Cluster Title/Federal Grantor/Program	Type	Pass-Through Grantor	Award Identifier	CFDA Number	CFDA Program Title	Federal Expenditures	Pass-Through
Energy, Department of	Direct		DE-EE0007549	81.087	Renewable Energy Research and Development	151,133	-
Energy, Department of	Direct		DE-P0000012	81.087	Renewable Energy Research and Development	600,911	264,593
Energy, Department of	Pass-Through	Re Vision Consulting, LLC	Research Agreement	81.087	Renewable Energy Research and Development	86,692	-
Energy, Department of	Pass-Through	Resolute Marine Energy (RME)	Consulting Agreement dtd 2/1/1	81.087	Renewable Energy Research and Development	(51,942)	-
Energy, Department of	Pass-Through	University of Illinois-Urbana-Champaign	15851	81.087	Renewable Energy Research and Development	128,598	-
Energy, Department of	Pass-Through	Volvo Group Global	Agreement	81.087	Renewable Energy Research and Development	51,797	-
						\$ 1,708,391	\$ 359,601
Energy, Department of	Direct		DE-FE0007465	81.089	Fossil Energy Research and Development	14,098	-
Energy, Department of	Direct		DE-FE0025315	81.089	Fossil Energy Research and Development	238,227	-
Energy, Department of	Pass-Through	Aerogel Corporation	200605051	81.089	Fossil Energy Research and Development	108,690	-
Energy, Department of	Pass-Through	Washington University	WU-15-194	81.089	Fossil Energy Research and Development	99,994	-
						\$ 461,009	\$ -
Energy, Department of	Direct		DE-NA0002727	81.112	Stewardship Science Grant Program	123,963	-
Energy, Department of	Direct		DE-NA0001840	81.112	Stewardship Science Grant Program	(1,422)	-
Energy, Department of	Direct		DE-NA0002372	81.112	Stewardship Science Grant Program	199,068	-
Energy, Department of	Direct		DE-NA0002719	81.112	Stewardship Science Grant Program	109,572	-
Energy, Department of	Direct		DE-NA0002723	81.112	Stewardship Science Grant Program	51,632	13,462
Energy, Department of	Pass-Through	University of Nevada	UNR-16-70	81.112	Stewardship Science Grant Program	53,816	-
Energy, Department of	Pass-Through	University of Rochester	416233-G	81.112	Stewardship Science Grant Program	341,603	-
Energy, Department of	Pass-Through	William Marsh Rice University	R19071	81.112	Stewardship Science Grant Program	50,431	-
						\$ 928,663	\$ 13,462
Energy, Department of	Direct		DE-NA0002131	81.113	Defense Nuclear Nonproliferation Research	99,694	-
Energy, Department of	Direct		DE-NA0002481	81.113	Defense Nuclear Nonproliferation Research	236,423	-
Energy, Department of	Direct		DE-NA0002534	81.113	Defense Nuclear Nonproliferation Research	4,876,591	3,517,986
Energy, Department of	Pass-Through	North Carolina State University	2014-0501-01	81.113	Defense Nuclear Nonproliferation Research	526,478	-
Energy, Department of	Pass-Through	North Carolina State University	2014-0501-01-F1	81.113	Defense Nuclear Nonproliferation Research	66,747	-
						\$ 5,805,933	\$ 3,517,986
					Energy Efficiency and Renewable Energy Information Dissemination, Outreach, Training and Technical Analysis/Assistance		
Energy, Department of	Direct		DE-EE0005526	81.117	Energy Efficiency and Renewable Energy Information Dissemination, Outreach, Training and Technical Analysis/Assistance	200,001	-
Energy, Department of	Direct		DE-EE0005565	81.117	Energy Efficiency and Renewable Energy Information Dissemination, Outreach, Training and Technical Analysis/Assistance	275,965	155,760
						\$ 475,966	\$ 155,760
Energy, Department of	Direct		DE-NE0000132	81.121	Nuclear Energy Research, Development and Demonstration	241,815	-
Energy, Department of	Direct		DE-NE0000639	81.121	Nuclear Energy Research, Development and Demonstration	1,195,535	677,932
Energy, Department of	Direct		DE-NE0000663	81.121	Nuclear Energy Research, Development and Demonstration	183,979	87,890
Energy, Department of	Direct		DE-NE0000664	81.121	Nuclear Energy Research, Development and Demonstration	145,938	-
Energy, Department of	Direct		DE-NE0008265	81.121	Nuclear Energy Research, Development and Demonstration	292,589	136,420
Energy, Department of	Direct		DE-NE0008503	81.121	Nuclear Energy Research, Development and Demonstration	105,166	-
Energy, Department of	Direct		DE-NE0008519	81.121	Nuclear Energy Research, Development and Demonstration	39,100	-
Energy, Department of	Direct		DE-NE0008520	81.121	Nuclear Energy Research, Development and Demonstration	97,565	-
Energy, Department of	Pass-Through	Carnegie-Mellon University	1070222-374895	81.121	Nuclear Energy Research, Development and Demonstration	63,149	-
Energy, Department of	Pass-Through	Georgia Technology Research Corporation	RF764-G6	81.121	Nuclear Energy Research, Development and Demonstration	44,645	-
Energy, Department of	Pass-Through	North Carolina State University	2016-1536-05	81.121	Nuclear Energy Research, Development and Demonstration	75,258	-
Energy, Department of	Pass-Through	Notre Dame University-Louaize, Lebanon (NDU)	Subaward DE-NE0008272	81.121	Nuclear Energy Research, Development and Demonstration	112,536	-
Energy, Department of	Pass-Through	Oregon State University	G0156A-A	81.121	Nuclear Energy Research, Development and Demonstration	133,125	-
Energy, Department of	Pass-Through	Oregon State University	G0157A-A	81.121	Nuclear Energy Research, Development and Demonstration	294,050	-
Energy, Department of	Pass-Through	Pennsylvania State University	5008-UM-DOE-0749	81.121	Nuclear Energy Research, Development and Demonstration	109,417	-
Energy, Department of	Pass-Through	Pennsylvania State University	5434-UM-USDOE-8266	81.121	Nuclear Energy Research, Development and Demonstration	100,623	-
Energy, Department of	Pass-Through	Purdue University	4105-77202	81.121	Nuclear Energy Research, Development and Demonstration	29,252	-
Energy, Department of	Pass-Through	Texas A & M University	C7481	81.121	Nuclear Energy Research, Development and Demonstration	45,274	-
Energy, Department of	Pass-Through	University of Massachusetts Lowell	S5190000030483	81.121	Nuclear Energy Research, Development and Demonstration	49,582	-
Energy, Department of	Pass-Through	Virginia Polytechnic Institute and State University	429353-19337	81.121	Nuclear Energy Research, Development and Demonstration	46,373	-
						\$ 3,404,971	\$ 902,242
Energy, Department of	Pass-Through	Stanford University	60545512-107908	81.124	Predictive Science Academic Alliance Program	158,733	-
Energy, Department of	Pass-Through	University of Illinois-Urbana-Champaign	Grant Code AA540; Subaward No.	81.124	Predictive Science Academic Alliance Program	45,763	-
						\$ 204,496	\$ -
Energy, Department of	Direct		DE-AR0000426	81.135	Advanced Research Projects Agency - Energy	490,708	346,757
Energy, Department of	Direct		DE-AR0000523	81.135	Advanced Research Projects Agency - Energy	(224)	-
Energy, Department of	Direct		DE-AR0000653	81.135	Advanced Research Projects Agency - Energy	901,623	-
Energy, Department of	Direct		DE-AR0000659	81.135	Advanced Research Projects Agency - Energy	532,113	-
Energy, Department of	Direct		DE-AR0000715	81.135	Advanced Research Projects Agency - Energy	297,515	33,514
Energy, Department of	Direct		DE-AR0000797	81.135	Advanced Research Projects Agency - Energy	14,081	-
Energy, Department of	Pass-Through	GE Global Research	400145188	81.135	Advanced Research Projects Agency - Energy	199,415	127,754
Energy, Department of	Pass-Through	University of Delaware	46101	81.135	Advanced Research Projects Agency - Energy	424	-
						\$ 2,435,655	\$ 508,025
Energy, Department of	Pass-Through	Alliance for Sustainable Energy, LLC	XHD-4-42014-01	81.RD		63,058	-
Energy, Department of	Pass-Through	Argonne National Laboratory	3F-31141	81.RD		873,689	-
Energy, Department of	Pass-Through	Argonne National Laboratory	7F-30052	81.RD		34,291	-
Energy, Department of	Pass-Through	Argonne National Laboratory	Subcontract No 6F-30844	81.RD		142,487	-
Energy, Department of	Pass-Through	Battelle Energy Alliance, LLC	00127073	81.RD		23,354	5,409
Energy, Department of	Pass-Through	Battelle Energy Alliance, LLC	00128697	81.RD		460,862	131,880
Energy, Department of	Pass-Through	Brookhaven Science Associates, LLC	241382	81.RD		19,323	-
Energy, Department of	Pass-Through	Brookhaven Science Associates, LLC	302986	81.RD		329,631	-
Energy, Department of	Pass-Through	Brookhaven Science Associates, LLC	326127	81.RD		130,280	-
Energy, Department of	Pass-Through	Brookhaven Science Associates, LLC	BNL-0000280089	81.RD		1,190	-
Energy, Department of	Pass-Through	CapeSym	Roundtable Research Agreement	81.RD		(2,115)	-

University of Michigan
Schedule of Expenditures of Federal Awards
For the Year Ended June 30, 2017

Cluster Title/Federal Grantor/Program	Type	Pass-Through Grantor	Award Identifier	CFDA Number	CFDA Program Title	Federal Expenditures	Pass-Through
Energy, Department of	Pass-Through	Ford Motor Company	RQ13-085R05	81.RD		186,243	-
Energy, Department of	Pass-Through	Ford Motor Company	RQ14-337R01	81.RD		123,659	-
Energy, Department of	Pass-Through	GE Global Research	401050083	81.RD		104,979	-
Energy, Department of	Pass-Through	GE Global Research	P.O. 401002231	81.RD		109,408	-
Energy, Department of	Pass-Through	General Motors Corporation	PR7570MZ 001	81.RD		13,658	-
Energy, Department of	Pass-Through	Georgia Institute of Technology	RD537-S3	81.RD		38,289	-
Energy, Department of	Pass-Through	Idaho National Lab	166012	81.RD		35,036	-
Energy, Department of	Pass-Through	Integrated Sensors, LLC	Agreement	81.RD		4,756	-
Energy, Department of	Pass-Through	Lawrence Livermore National Security, LLC	B608839	81.RD		40,618	-
Energy, Department of	Pass-Through	Lawrence Livermore National Security, LLC	B611071	81.RD		140,447	-
Energy, Department of	Pass-Through	Lawrence Livermore National Security, LLC	B614207	81.RD		2,161,427	-
Energy, Department of	Pass-Through	Lawrence Livermore National Security, LLC	B615083	81.RD		(12,266)	-
Energy, Department of	Pass-Through	Lawrence Livermore National Security, LLC	B618354	81.RD		6,728	-
Energy, Department of	Pass-Through	Lawrence Livermore National Security, LLC	B621939	81.RD		21,595	-
Energy, Department of	Pass-Through	Lawrence Livermore National Security, LLC	B623215	81.RD		8,000	-
Energy, Department of	Pass-Through	Los Alamos National Security, LLC	270958	81.RD		19,896	-
Energy, Department of	Pass-Through	Los Alamos National Security, LLC	375553	81.RD		55,685	-
Energy, Department of	Pass-Through	Los Alamos National Security, LLC	416304	81.RD		61,331	-
Energy, Department of	Pass-Through	Los Alamos National Security, LLC	154750-272870	81.RD		1,793	-
Energy, Department of	Pass-Through	Los Alamos National Security, LLC	427118-367023	81.RD		9,479	-
Energy, Department of	Pass-Through	Los Alamos National Security, LLC	BA #367023, SC #395505	81.RD		42,519	-
Energy, Department of	Pass-Through	Los Alamos National Security, LLC	BA #367023 Subcontract# 370629	81.RD		555,333	-
Energy, Department of	Pass-Through	Los Alamos National Security, LLC	BA 154750/#320801	81.RD		132,986	-
Energy, Department of	Pass-Through	Los Alamos National Security, LLC	BA 154750/Subcontract# 312531	81.RD		22,286	-
Energy, Department of	Pass-Through	Los Alamos National Security, LLC	BA: 367023, SC: 389180	81.RD		39,112	-
Energy, Department of	Pass-Through	Los Alamos National Security, LLC	Subcontract No. 423006 Basic A	81.RD		45,783	-
Energy, Department of	Pass-Through	Los Alamos National Security, LLC	Subcontract# 389182, B.A. #367	81.RD		50,016	-
Energy, Department of	Pass-Through	National Renewable Energy Laboratory	XEU-7-70041-01	81.RD		17,982	-
Energy, Department of	Pass-Through	National Renewable Energy Laboratory	XXL-3-23452-01	81.RD		(1,165)	-
Energy, Department of	Pass-Through	National Technology and Engineering Solutions of Sandia LLC (NTESS)	1485136	81.RD		44,240	-
Energy, Department of	Pass-Through	National Technology and Engineering Solutions of Sandia LLC (NTESS)	1511621	81.RD		221,807	-
Energy, Department of	Pass-Through	National Technology and Engineering Solutions of Sandia LLC (NTESS)	1626776	81.RD		108,388	-
Energy, Department of	Pass-Through	National Technology and Engineering Solutions of Sandia LLC (NTESS)	1651972	81.RD		4,836	-
Energy, Department of	Pass-Through	National Technology and Engineering Solutions of Sandia LLC (NTESS)	1763525	81.RD		46,956	-
Energy, Department of	Pass-Through	Oak Ridge National Laboratory	4000135076	81.RD		122,977	-
Energy, Department of	Pass-Through	Oak Ridge National Laboratory	4000136101	81.RD		309,922	-
Energy, Department of	Pass-Through	Oak Ridge National Laboratory	4000136608	81.RD		280,170	-
Energy, Department of	Pass-Through	Oak Ridge National Laboratory	4000138067	81.RD		64,755	-
Energy, Department of	Pass-Through	Oak Ridge National Laboratory	4000144102	81.RD		40,418	-
Energy, Department of	Pass-Through	Oak Ridge National Laboratory	4000149341	81.RD		66,664	-
Energy, Department of	Pass-Through	Oak Ridge National Laboratory	4000152467	81.RD		31,585	-
Energy, Department of	Pass-Through	Oak Ridge National Laboratory	4000153508	81.RD		206	-
Energy, Department of	Pass-Through	Pacific Northwest National Laboratories	315246	81.RD		55,953	-
Energy, Department of	Pass-Through	Pennsylvania State University	4909-UM-VG-4089	81.RD		(18,094)	-
Energy, Department of	Pass-Through	Princeton University	S014754-H	81.RD		42,491	-
Energy, Department of	Pass-Through	Savannah River National Laboratory	0000306392	81.RD		17,539	-
Energy, Department of	Pass-Through	SLAC National Accelerator Laboratory	160284	81.RD		15,827	-
Energy, Department of	Pass-Through	University of California - Irvine	2015-3156	81.RD		115,776	-
Energy, Department of	Pass-Through	University of California - Lawrence Berkeley National Laboratory	7213371	81.RD		80,270	-
Energy, Department of	Pass-Through	University of California - Lawrence Berkeley National Laboratory	7234031	81.RD		364,241	-
Energy, Department of	Pass-Through	University of California - Lawrence Berkeley National Laboratory	7261019	81.RD		64,086	-
Energy, Department of	Pass-Through	University of California - Lawrence Berkeley National Laboratory	7263193	81.RD		650,835	-
Energy, Department of	Pass-Through	University of California - Lawrence Berkeley National Laboratory	7342299	81.RD		676	-
Energy, Department of	Pass-Through	University of California - Lawrence Berkeley National Laboratory	Subcontract 7264325	81.RD		61,119	-
Energy, Department of	Pass-Through	University of Illinois at Chicago	2013-00136-01	81.RD		114,430	-
Energy, Department of	Pass-Through	University of South Carolina	16-2986	81.RD		17,530	-
Energy, Department of	Pass-Through	University of Tennessee	A13-0708-S001	81.RD		103,776	-
Energy, Department of	Pass-Through	UT-Battelle, LLC	4000140128	81.RD		643,091	-
Energy, Department of	Pass-Through	UT-Battelle, LLC	4000140129	81.RD		1,098,199	-
Total Energy, Department of						\$ 10,882,332	\$ 137,289
						\$ 43,838,911	\$ 7,499,075

Education, Department of	Direct	P015A140090 (NRC)	84.015	National Resource Centers Program for Foreign Language and Area Studies or Foreign Language and International Studies Program and Foreign Language and Area Studies Fellowship Program	\$	224,006	\$	-
Education, Department of	Direct	P015A140091 (NRC)	84.015	National Resource Centers Program for Foreign Language and Area Studies or Foreign Language and International Studies Program and Foreign Language and Area Studies Fellowship Program		281,578		-
Education, Department of	Direct	P015A140093 (NRC)	84.015	National Resource Centers Program for Foreign Language and Area Studies or Foreign Language and International Studies Program and Foreign Language and Area Studies Fellowship Program		293,412		-
Education, Department of	Direct	P015A140095 (NRC)	84.015	National Resource Centers Program for Foreign Language and Area Studies or Foreign Language and International Studies Program and Foreign Language and Area Studies Fellowship Program		233,890		-

University of Michigan
Schedule of Expenditures of Federal Awards
For the Year Ended June 30, 2017

Cluster Title/Federal Grantor/Program	Type	Pass-Through Grantor	Award Identifier	CFDA Number	CFDA Program Title	Federal Expenditures	Pass-Through
Education, Department of	Direct		P015A140100	84.015	National Resource Centers Program for Foreign Language and Area Studies or Foreign Language and International Studies Program and Foreign Language and Area Studies Fellowship Program	188,515	-
Education, Department of	Direct		P015B140090 (FLAS)	84.015	National Resource Centers Program for Foreign Language and Area Studies or Foreign Language and International Studies Program and Foreign Language and Area Studies Fellowship Program	318,549	-
Education, Department of	Direct		P015B140091 (FLAS)	84.015	National Resource Centers Program for Foreign Language and Area Studies or Foreign Language and International Studies Program and Foreign Language and Area Studies Fellowship Program	463,993	-
Education, Department of	Direct		P015B140092	84.015	National Resource Centers Program for Foreign Language and Area Studies or Foreign Language and International Studies Program and Foreign Language and Area Studies Fellowship Program	239,901	-
Education, Department of	Direct		P015B140093 (FLAS)	84.015	National Resource Centers Program for Foreign Language and Area Studies or Foreign Language and International Studies Program and Foreign Language and Area Studies Fellowship Program	394,461	-
Education, Department of	Direct		P015B140095 (FLAS)	84.015	National Resource Centers Program for Foreign Language and Area Studies or Foreign Language and International Studies Program and Foreign Language and Area Studies Fellowship Program	291,069	-
Education, Department of	Direct		P015B140100	84.015	National Resource Centers Program for Foreign Language and Area Studies or Foreign Language and International Studies Program and Foreign Language and Area Studies Fellowship Program	284,100	-
Education, Department of	Direct		P022A140036	84.022	Overseas Programs - Doctoral Dissertation Research Abroad	\$ 3,920	\$ -
Education, Department of	Direct		P022A150008	84.022	Overseas Programs - Doctoral Dissertation Research Abroad	35,491	-
Education, Department of	Direct		P022A160004	84.022	Overseas Programs - Doctoral Dissertation Research Abroad	204,464	-
Education, Department of	Direct		H133N110002	84.133	National Institute on Disability and Rehabilitation Research	\$ 75	\$ -
Education, Department of	Pass-Through	Shirley Ryan AbilityLab	H133B090024	84.133	National Institute on Disability and Rehabilitation Research	(351)	-
Education, Department of	Pass-Through	University of Buffalo	1115934/6/67283	84.133	National Institute on Disability and Rehabilitation Research	(16,380)	-
Education, Department of	Direct		P200A120145	84.200	Graduate Assistance in Areas of National Need	\$ 4,838	\$ -
Education, Department of	Direct		P200A150164	84.200	Graduate Assistance in Areas of National Need	489,726	-
Education, Department of	Direct		P200A150170	84.200	Graduate Assistance in Areas of National Need	308,648	-
Education, Department of	Pass-Through	Books For Kids	Research Agreement	84.215	Fund for the Improvement of Education	\$ 803,212	\$ -
Education, Department of	Direct		R305A100369	84.305	Education Research, Development and Dissemination	\$ 121,457	\$ 108,346
Education, Department of	Direct		R305A120320	84.305	Education Research, Development and Dissemination	9,276	-
Education, Department of	Direct		R305A120811	84.305	Education Research, Development and Dissemination	972,223	529,898
Education, Department of	Direct		R305A140059	84.305	Education Research, Development and Dissemination	396,554	165,920
Education, Department of	Direct		R305A140363	84.305	Education Research, Development and Dissemination	619,694	401,856
Education, Department of	Direct		R305A140647	84.305	Education Research, Development and Dissemination	530,862	387,127
Education, Department of	Direct		R305A150163	84.305	Education Research, Development and Dissemination	444,271	181,485
Education, Department of	Direct		R305B11000115	84.305	Education Research, Development and Dissemination	95,779	-
Education, Department of	Direct		R305B150012-17	84.305	Education Research, Development and Dissemination	390,173	-
Education, Department of	Direct		R305H140028	84.305	Education Research, Development and Dissemination	299,281	157,248
Education, Department of	Pass-Through	Columbia University	OSP #511135	84.305	Education Research, Development and Dissemination	5,355	-
Education, Department of	Pass-Through	MDRC	R305N160018	84.305	Education Research, Development and Dissemination	46,907	-
Education, Department of	Pass-Through	Miami University	G02732	84.305	Education Research, Development and Dissemination	201,847	-
Education, Department of	Pass-Through	Northwestern University	SP0034839-PROJ0009317	84.305	Education Research, Development and Dissemination	8,015	-
Education, Department of	Pass-Through	Northwestern University	Subaward SP0016568-PROJ0004257	84.305	Education Research, Development and Dissemination	12,347	-
Education, Department of	Pass-Through	University of Minnesota	P005236601	84.305	Education Research, Development and Dissemination	36,021	-
Education, Department of	Direct		R324A150023	84.324	Research in Special Education	\$ 4,190,062	\$ 1,931,880
Education, Department of	Direct		H325D110003	84.325	Special Education - Personnel Development to Improve Services and Results for Children with Disabilities	\$ 77,390	\$ -
Education, Department of	Direct		H325D160032	84.325	Special Education - Personnel Development to Improve Services and Results for Children with Disabilities	93,126	-
Education, Department of	Pass-Through	Michigan, State of, Department of Talent and Economic Development	15-00-11	84.334	Gaining Early Awareness and Readiness for Undergraduate Programs	\$ 85,218	\$ -
Education, Department of	Pass-Through	Michigan, State of, Department of Talent and Economic Development	15-00-19B	84.334	Gaining Early Awareness and Readiness for Undergraduate Programs	44,828	-
Education, Department of	Pass-Through	Michigan, State of, Department of Talent and Economic Development	16-00-13	84.334	Gaining Early Awareness and Readiness for Undergraduate Programs	3,252	-
Education, Department of	Pass-Through	Michigan, State of, Department of Talent and Economic Development	16-00-18	84.334	Gaining Early Awareness and Readiness for Undergraduate Programs	24,651	-
Education, Department of	Pass-Through	Michigan, State of, Department of Talent and Economic Development	16-00-19	84.334	Gaining Early Awareness and Readiness for Undergraduate Programs	98,070	-
Education, Department of	Pass-Through	Michigan, State of, Strategic Fund	14-00-11	84.334	Gaining Early Awareness and Readiness for Undergraduate Programs	(1,808)	-

University of Michigan
Schedule of Expenditures of Federal Awards
For the Year Ended June 30, 2017

Cluster Title/Federal Grantor/Program	Type	Pass-Through Grantor	Award Identifier	CFDA Number	CFDA Program Title	Federal Expenditures	Pass-Through
Education, Department of	Pass-Through	Michigan, State of, Strategic Fund	14-00-12	84.334	Gaining Early Awareness and Readiness for Undergraduate Programs	(3,221)	-
Education, Department of	Pass-Through	Michigan, State of, Strategic Fund	15-00-12	84.334	Gaining Early Awareness and Readiness for Undergraduate Programs	77,121	-
Education, Department of	Pass-Through	Michigan, State of, Strategic Fund	15-00-13	84.334	Gaining Early Awareness and Readiness for Undergraduate Programs	18,898	-
Education, Department of	Pass-Through	Michigan, State of, Strategic Fund	15-00-18	84.334	Gaining Early Awareness and Readiness for Undergraduate Programs	16,197	-
Education, Department of	Pass-Through	Michigan, State of, Strategic Fund	15-00-19	84.334	Gaining Early Awareness and Readiness for Undergraduate Programs	4,057	-
Education, Department of	Pass-Through	Michigan, State of, Strategic Fund	16-00-12	84.334	Gaining Early Awareness and Readiness for Undergraduate Programs	73,308	-
Education, Department of	Direct		P335A130240	84.335	Child Care Access Means Parents in School	\$ 440,571	\$ -
Education, Department of	Pass-Through	Michigan, State of, Department of Talent and Economic Development	16-00-11	84.344	TRIO_Dissemination Partnership Grants	\$ 113,178	\$ -
Education, Department of	Pass-Through	Tennessee, State of	0000024026 / 33105-04117 / 515	84.372	Statewide Longitudinal Data Systems	\$ 156,199	\$ -
Education, Department of	Pass-Through	Flint Community Schools	Award Letter Dated 10/20/16	84.RD		\$ 84,880	\$ -
Education, Department of	Pass-Through	Flint Community Schools	Award Letter Dated 10/20/16	84.RD		\$ 10,332	\$ -
Education, Department of	Pass-Through	Flint Community Schools	Memorandum of Understanding	84.RD		\$ 11,502	\$ -
Education, Department of	Pass-Through	Flint Community Schools	Memorandum of Understanding	84.RD		\$ 2,196	\$ -
				84.RD	(13)		-
						\$ 24,017	\$ -
			Total Education, Department of			\$ 9,744,783	\$ 2,077,147
Health and Human Services, Department of	Pass-Through	University of Chicago	2016-01345-01-00	93.055	Applied Leadership for Community Health Improvement	\$ 1,238	\$ -
Health and Human Services, Department of	Direct		5 U58 DP003835-05	93.068	Chronic Diseases: Research, Control, and Prevention	\$ 215,004	\$ 185,918
Health and Human Services, Department of	Direct		5 U58 DP003836-05	93.068	Chronic Diseases: Research, Control, and Prevention	\$ 26,240	\$ -
						\$ 241,244	\$ 185,918
Health and Human Services, Department of	Pass-Through	Michigan, State of, Health and Human Services, Department of	20161077	93.070	Environmental Public Health and Emergency Response Hospital Preparedness Program (HPP) and Public Health Emergency Preparedness (PHEP) Aligned Cooperative Agreements	\$ 9,658	\$ -
Health and Human Services, Department of	Pass-Through	Michigan, State of, Health and Human Services, Department of	20161129	93.074	Hospital Preparedness Program (HPP) and Public Health Emergency Preparedness (PHEP) Aligned Cooperative Agreements	\$ 27,460	\$ -
Health and Human Services, Department of	Pass-Through	Michigan, State of, Health and Human Services, Department of	E20171181-002	93.074		20,734	-
						\$ 48,194	\$ -
Health and Human Services, Department of	Direct		5 R03 CA182990-02	93.077	Family Smoking Prevention and Tobacco Control Act Regulatory Research	\$ 6,261	\$ -
Health and Human Services, Department of	Pass-Through	Georgetown University	GR410103	93.077	Family Smoking Prevention and Tobacco Control Act Regulatory Research	109,311	-
						\$ 115,572	\$ -
Health and Human Services, Department of	Pass-Through	Hemophilia Foundation of Michigan	15-16-446	93.080	Blood Disorder Program: Prevention, Surveillance, and Research	\$ 30,636	\$ -
Health and Human Services, Department of	Direct		3 U01HP000974-02S1	93.083	Prevention of Disease, Disability, and Death through Immunization and Control of Respiratory and Related Diseases	\$ 388,258	\$ 74,136
Health and Human Services, Department of	Direct		5 U01 IP000965-03	93.083	Prevention of Disease, Disability, and Death through Immunization and Control of Respiratory and Related Diseases	201,679	-
Health and Human Services, Department of	Direct		5 U01 IP000974-03	93.083	Prevention of Disease, Disability, and Death through Immunization and Control of Respiratory and Related Diseases	91,912	14,613
						\$ 681,849	\$ 88,749
Health and Human Services, Department of	Pass-Through	Rush University Medical Center	15122902-Sub01	93.084	Prevention of Disease, Disability, and Death by Infectious Diseases	\$ 64,433	\$ -
Health and Human Services, Department of	Pass-Through	Rush University Medical Center	Hayden_CPIEIL_CORE Subaward Ag	93.084	Prevention of Disease, Disability, and Death by Infectious Diseases	11,997	-
						\$ 76,430	\$ -
Health and Human Services, Department of	Direct		1 R01 FD005393-01A1	93.103	Food and Drug Administration Research	\$ 118,305	\$ -
Health and Human Services, Department of	Direct		1 U01 FD005014-01	93.103	Food and Drug Administration Research	(47,432)	-
Health and Human Services, Department of	Direct		2 P50 FD003787-06	93.103	Food and Drug Administration Research	(45,602)	-
Health and Human Services, Department of	Direct		3 U01 FD005014-01S1	93.103	Food and Drug Administration Research	49,412	-
Health and Human Services, Department of	Direct		4 P50 FD00378-07	93.103	Food and Drug Administration Research	177,925	-
Health and Human Services, Department of	Direct		5 R01 FD005085-03	93.103	Food and Drug Administration Research	362,144	172,735
Health and Human Services, Department of	Direct		5 U01 FD005847-02	93.103	Food and Drug Administration Research	204,664	-
Health and Human Services, Department of	Pass-Through	Albany College of Pharmacy	2016-728-1	93.103	Food and Drug Administration Research	45,645	-
Health and Human Services, Department of	Pass-Through	Cincinnati Children's Hospital Medical Center (CCHMC)	PO 3100482392/134248	93.103	Food and Drug Administration Research	16,880	-
Health and Human Services, Department of	Pass-Through	Georgia Institute of Technology	RG219-G1	93.103	Food and Drug Administration Research	50,000	-
Health and Human Services, Department of	Pass-Through	ZoneOne Pharma, Inc.	Research Agreement	93.103	Food and Drug Administration Research	17,462	-
						\$ 949,403	\$ 172,735
Health and Human Services, Department of	Pass-Through	American Indian Health and Family Services of SE Michigan, Inc (AIHFS)	Roundtable Research Agreement	93.104	Comprehensive Community Mental Health Services for Children with Serious Emotional Disturbances (SED)	\$ 2,889	\$ -
Health and Human Services, Department of	Pass-Through	American Indian Health and Family Services of SE Michigan, Inc (AIHFS)	Roundtable Research Agreement	93.104	Comprehensive Community Mental Health Services for Children with Serious Emotional Disturbances (SED)	41,644	-
						\$ 44,533	\$ -
Health and Human Services, Department of	Direct		1H98MC30374-01-00	93.110	Maternal and Child Health Federal Consolidated Programs	\$ 153,771	\$ -
Health and Human Services, Department of	Direct		5 T20 MC07463-10-00	93.110	Maternal and Child Health Federal Consolidated Programs	14,781	-
Health and Human Services, Department of	Pass-Through	Hemophilia Foundation of Michigan	MCHB Grant Award	93.110	Maternal and Child Health Federal Consolidated Programs	25,942	-
Health and Human Services, Department of	Pass-Through	Michigan, State of, Health and Human Services, Department of	20161074	93.110	Maternal and Child Health Federal Consolidated Programs	4,774	-

University of Michigan
Schedule of Expenditures of Federal Awards
For the Year Ended June 30, 2017

Cluster Title/Federal Grantor/Program	Type	Pass-Through Grantor	Award Identifier	CFDA Number	CFDA Program Title	Federal Expenditures	Pass-Through
Health and Human Services, Department of	Pass-Through	Michigan, State of, Health and Human Services, Department of	20161086	93.110	Maternal and Child Health Federal Consolidated Programs	14,516	-
Health and Human Services, Department of	Pass-Through	Michigan, State of, Health and Human Services, Department of	E20170680-03	93.110	Maternal and Child Health Federal Consolidated Programs	3,524	-
Health and Human Services, Department of	Pass-Through	Michigan, State of, Health and Human Services, Department of	E20170682-00	93.110	Maternal and Child Health Federal Consolidated Programs	9,302	-
Health and Human Services, Department of	Pass-Through	Wayne State University	WSU16147	93.110	Maternal and Child Health Federal Consolidated Programs	15,199	-
Health and Human Services, Department of	Pass-Through	Wayne State University	WSU16153	93.110	Maternal and Child Health Federal Consolidated Programs	13,507	-
Health and Human Services, Department of	Pass-Through	Wayne State University	WSU16156	93.110	Maternal and Child Health Federal Consolidated Programs	21,897	-
						<u>\$ 277,213</u>	<u>\$ -</u>
Health and Human Services, Department of	Direct		1 K23 ES027221-01A1	93.113	Environmental Health	\$ 12,880	\$ -
Health and Human Services, Department of	Direct		1 K99 ES026198-01A1	93.113	Environmental Health	30,128	-
Health and Human Services, Department of	Direct		1 R21 ES025456-01	93.113	Environmental Health	22,776	-
Health and Human Services, Department of	Direct		1 R21 ES026306-02	93.113	Environmental Health	145,287	-
Health and Human Services, Department of	Direct		3 U01 ES026697-02S1	93.113	Environmental Health	302,479	-
Health and Human Services, Department of	Direct		4 R01 ES020875-05	93.113	Environmental Health	149,991	-
Health and Human Services, Department of	Direct		4 R01 ES021465-05	93.113	Environmental Health	333,717	24,347
Health and Human Services, Department of	Direct		5 F31 ES025101-02	93.113	Environmental Health	37,894	-
Health and Human Services, Department of	Direct		5 F32 ES026477-02	93.113	Environmental Health	41,456	-
Health and Human Services, Department of	Direct		5 K01 ES019909-05	93.113	Environmental Health	77,385	-
Health and Human Services, Department of	Direct		5 K01 ES026839-03	93.113	Environmental Health	130,877	-
Health and Human Services, Department of	Direct		5 P01 ES022844-03	93.113	Environmental Health	(5,497)	-
Health and Human Services, Department of	Direct		5 P01 ES022844-05	93.113	Environmental Health	982,813	74,601
Health and Human Services, Department of	Direct		5 P30 ES017885-04	93.113	Environmental Health	(7,570)	-
Health and Human Services, Department of	Direct		5 P30 ES017885-06	93.113	Environmental Health	1,280,702	-
Health and Human Services, Department of	Direct		5 R00 ES024340-04	93.113	Environmental Health	266,673	-
Health and Human Services, Department of	Direct		5 R01 ES012236-14	93.113	Environmental Health	303,395	-
Health and Human Services, Department of	Direct		5 R01 ES012920-10	93.113	Environmental Health	(24,654)	-
Health and Human Services, Department of	Direct		5 R01 ES017524-05	93.113	Environmental Health	(13,335)	-
Health and Human Services, Department of	Direct		5 R01 ES020875-04	93.113	Environmental Health	(6,330)	-
Health and Human Services, Department of	Direct		5 R01 ES021465-04	93.113	Environmental Health	(138,026)	-
Health and Human Services, Department of	Direct		5 R01 ES022616-04	93.113	Environmental Health	528,655	80,693
Health and Human Services, Department of	Direct		5 R01 ES024732-03	93.113	Environmental Health	383,129	24,286
Health and Human Services, Department of	Direct		5 R01 ES026578-02	93.113	Environmental Health	525,330	-
Health and Human Services, Department of	Direct		5 R01 ES026964-02	93.113	Environmental Health	239,587	-
Health and Human Services, Department of	Direct		5 R21 ES020156-02	93.113	Environmental Health	(981)	-
Health and Human Services, Department of	Direct		5 R21 ES020811-03	93.113	Environmental Health	693	693
Health and Human Services, Department of	Direct		5 R21 ES022311-02	93.113	Environmental Health	(1,187)	-
Health and Human Services, Department of	Direct		5 R21 ES024428-02	93.113	Environmental Health	66,310	-
Health and Human Services, Department of	Direct		5K99ES02222102	93.113	Environmental Health	(148)	-
Health and Human Services, Department of	Direct		5U01ES020128-05	93.113	Environmental Health	(424)	-
Health and Human Services, Department of	Direct		T32 ES007062	93.113	Environmental Health	412,096	-
Health and Human Services, Department of	Pass-Through	Boston University	4500000637	93.113	Environmental Health	13,195	-
Health and Human Services, Department of	Pass-Through	Case Western Reserve University	RESS12141	93.113	Environmental Health	62,461	-
Health and Human Services, Department of	Pass-Through	Colorado State University	G-00695	93.113	Environmental Health	14,191	-
Health and Human Services, Department of	Pass-Through	Colorado State University	G-18939-1	93.113	Environmental Health	16,001	-
Health and Human Services, Department of	Pass-Through	Harvard University	112147-5072942	93.113	Environmental Health	77,392	-
Health and Human Services, Department of	Pass-Through	Johns Hopkins University	2002425844	93.113	Environmental Health	24,267	-
Health and Human Services, Department of	Pass-Through	Johns Hopkins University	2002950119	93.113	Environmental Health	59,038	-
Health and Human Services, Department of	Pass-Through	Johns Hopkins University	R01ES025531	93.113	Environmental Health	9,513	-
Health and Human Services, Department of	Pass-Through	Michigan State University	RC103336UM	93.113	Environmental Health	16,042	-
Health and Human Services, Department of	Pass-Through	Northeastern University	500488-78050	93.113	Environmental Health	143,222	-
Health and Human Services, Department of	Pass-Through	University of Chicago	FP057364-B	93.113	Environmental Health	12,694	-
Health and Human Services, Department of	Pass-Through	University of Toronto	495477	93.113	Environmental Health	78,862	-
						<u>\$ 6,602,979</u>	<u>\$ 204,620</u>
Preventive Medicine and Public Health Residency Training Program, Integrative Medicine Program, and National Center for Integrative Primary Healthcare							
Health and Human Services, Department of	Direct		5 D33 HP25796-04-00	93.117	Oral Diseases and Disorders Research	\$ 331,865	\$ -
Health and Human Services, Department of	Direct		1 K08 DE026500-01	93.121	Oral Diseases and Disorders Research	\$ 106,962	\$ -
Health and Human Services, Department of	Direct		1 K99 DE026810-01	93.121	Oral Diseases and Disorders Research	23,920	-
Health and Human Services, Department of	Direct		1 R34 DE025570-01	93.121	Oral Diseases and Disorders Research	99,866	-
Health and Human Services, Department of	Direct		1 U24 DE026915-01	93.121	Oral Diseases and Disorders Research	121,387	-
Health and Human Services, Department of	Direct		1R56DE02438501	93.121	Oral Diseases and Disorders Research	(6,172)	-
Health and Human Services, Department of	Direct		2 R01 DE021410-05A1	93.121	Oral Diseases and Disorders Research	109,310	-
Health and Human Services, Department of	Direct		4 R01 DE016530-10	93.121	Oral Diseases and Disorders Research	278,424	-
Health and Human Services, Department of	Direct		4 R01 DE022327-05	93.121	Oral Diseases and Disorders Research	233,588	-
Health and Human Services, Department of	Direct		4 R01 DE022567-04	93.121	Oral Diseases and Disorders Research	246,768	-
Health and Human Services, Department of	Direct		4 R01 DE024450-04	93.121	Oral Diseases and Disorders Research	199,343	75,400
Health and Human Services, Department of	Direct		4 U01 DE021412-06	93.121	Oral Diseases and Disorders Research	860,494	590,173
Health and Human Services, Department of	Direct		5 F30 DE023479-04	93.121	Oral Diseases and Disorders Research	47,316	-
Health and Human Services, Department of	Direct		5 F30 DE025154-02	93.121	Oral Diseases and Disorders Research	2,076	-
Health and Human Services, Department of	Direct		5 F30 DE025471-02	93.121	Oral Diseases and Disorders Research	50,781	-
Health and Human Services, Department of	Direct		5 F30 DE026048-02	93.121	Oral Diseases and Disorders Research	92,494	-
Health and Human Services, Department of	Direct		5 K08 DE021705-06	93.121	Oral Diseases and Disorders Research	20,909	-
Health and Human Services, Department of	Direct		5 K12 DE023574-03	93.121	Oral Diseases and Disorders Research	796	-
Health and Human Services, Department of	Direct		5 K12 DE023574-05	93.121	Oral Diseases and Disorders Research	285,972	-
Health and Human Services, Department of	Direct		5 K23 DE021779-05	93.121	Oral Diseases and Disorders Research	59,612	-
Health and Human Services, Department of	Direct		5 K99 DE024178-02	93.121	Oral Diseases and Disorders Research	(78)	-
Health and Human Services, Department of	Direct		5 R00 DE022557-04	93.121	Oral Diseases and Disorders Research	230,275	-
Health and Human Services, Department of	Direct		5 R00 DE022564-05	93.121	Oral Diseases and Disorders Research	297,040	-
Health and Human Services, Department of	Direct		5 R00 DE024173-04	93.121	Oral Diseases and Disorders Research	218,316	-

University of Michigan
Schedule of Expenditures of Federal Awards
For the Year Ended June 30, 2017

Cluster Title/Federal Grantor/Program	Type	Pass-Through Grantor	Award Identifier	CFDA Number	CFDA Program Title	Federal Expenditures	Pass-Through
Health and Human Services, Department of	Direct		5 R01 DE011723-17	93.121	Oral Diseases and Disorders Research	(5,154)	-
Health and Human Services, Department of	Direct		5 R01 DE011723-19	93.121	Oral Diseases and Disorders Research	421,931	-
Health and Human Services, Department of	Direct		5 R01 DE013397-13	93.121	Oral Diseases and Disorders Research	229,400	-
Health and Human Services, Department of	Direct		5 R01 DE015846-13	93.121	Oral Diseases and Disorders Research	493,012	-
Health and Human Services, Department of	Direct		5 R01 DE016530-09	93.121	Oral Diseases and Disorders Research	(15,787)	-
Health and Human Services, Department of	Direct		5 R01 DE020843-08	93.121	Oral Diseases and Disorders Research	494,366	85,742
Health and Human Services, Department of	Direct		5 R01 DE021139-05	93.121	Oral Diseases and Disorders Research	18,451	-
Health and Human Services, Department of	Direct		5 R01 DE021410-04	93.121	Oral Diseases and Disorders Research	22,983	-
Health and Human Services, Department of	Direct		5 R01 DE022327-04	93.121	Oral Diseases and Disorders Research	(5,302)	-
Health and Human Services, Department of	Direct		5 R01 DE022567-03	93.121	Oral Diseases and Disorders Research	33,424	-
Health and Human Services, Department of	Direct		5 R01 DE023220-04	93.121	Oral Diseases and Disorders Research	95,521	-
Health and Human Services, Department of	Direct		5 R01 DE024450-03	93.121	Oral Diseases and Disorders Research	51,009	22,760
Health and Human Services, Department of	Direct		5 R01 DE025225-03	93.121	Oral Diseases and Disorders Research	427,537	121,058
Health and Human Services, Department of	Direct		5 R01 DE025827-02	93.121	Oral Diseases and Disorders Research	393,213	93,509
Health and Human Services, Department of	Direct		5 R01 DE026116-02	93.121	Oral Diseases and Disorders Research	108,707	-
Health and Human Services, Department of	Direct		5 R21 DE023845-02	93.121	Oral Diseases and Disorders Research	98,387	-
Health and Human Services, Department of	Direct		5 R21 DE024384-02	93.121	Oral Diseases and Disorders Research	61,670	-
Health and Human Services, Department of	Direct		5 R21 DE025598-02	93.121	Oral Diseases and Disorders Research	183,502	-
Health and Human Services, Department of	Direct		5 R56 DE023333-02	93.121	Oral Diseases and Disorders Research	(4,667)	-
Health and Human Services, Department of	Direct		5 R56 DE025097-02	93.121	Oral Diseases and Disorders Research	371,732	34,057
Health and Human Services, Department of	Direct		5 R56-DE022637-02	93.121	Oral Diseases and Disorders Research	3,441	-
Health and Human Services, Department of	Direct		5 U01 DE021412-05	93.121	Oral Diseases and Disorders Research	366,841	320,757
Health and Human Services, Department of	Direct		5 U01 DE023771-03	93.121	Oral Diseases and Disorders Research	(7,377)	-
Health and Human Services, Department of	Direct		5 U01 DE023771-05	93.121	Oral Diseases and Disorders Research	423,939	-
Health and Human Services, Department of	Direct		5 U01 DE025184-03	93.121	Oral Diseases and Disorders Research	1,030,995	-
Health and Human Services, Department of	Direct		5 U01 DE025633-02	93.121	Oral Diseases and Disorders Research	238,176	-
Health and Human Services, Department of	Direct		7 R01 DE024796-04	93.121	Oral Diseases and Disorders Research	65,473	-
Health and Human Services, Department of	Direct		T32 DE007057	93.121	Oral Diseases and Disorders Research	(66,938)	-
Health and Human Services, Department of	Direct		T32 DE007057	93.121	Oral Diseases and Disorders Research	890,160	-
Health and Human Services, Department of	Pass-Through	Carolinas HealthCare System	3000300177	93.121	Oral Diseases and Disorders Research	99,060	-
Health and Human Services, Department of	Pass-Through	Forsyth Institute, The	21127UM-2335	93.121	Oral Diseases and Disorders Research	299,295	-
Health and Human Services, Department of	Pass-Through	Fukuoka Dental College	Prime 7 R01 DE023538 04	93.121	Oral Diseases and Disorders Research	27,815	-
Health and Human Services, Department of	Pass-Through	Johns Hopkins University	Subaward#2002809952	93.121	Oral Diseases and Disorders Research	187,377	-
Health and Human Services, Department of	Pass-Through	Kitware, Inc	K002137-00-S02	93.121	Oral Diseases and Disorders Research	50,193	-
Health and Human Services, Department of	Pass-Through	New York University School of Medicine	16-A0-00-004579-01	93.121	Oral Diseases and Disorders Research	51,807	-
Health and Human Services, Department of	Pass-Through	Research Foundation of City University of New York (CUNY)	R923393	93.121	Oral Diseases and Disorders Research	15,495	-
Health and Human Services, Department of	Pass-Through	Sanford-Burnham Medical Research Institute	59276-12718-UOM-02	93.121	Oral Diseases and Disorders Research	37,521	-
Health and Human Services, Department of	Pass-Through	University of Florida, The	UFDSP00010750 / 00112186	93.121	Oral Diseases and Disorders Research	8,853	-
Health and Human Services, Department of	Pass-Through	University of Pittsburgh	0014136 (118907-2)	93.121	Oral Diseases and Disorders Research	(148)	-
Health and Human Services, Department of	Pass-Through	University of Pittsburgh	0047464 (125591-2)	93.121	Oral Diseases and Disorders Research	(110)	-
Health and Human Services, Department of	Pass-Through	University of Pittsburgh	0051687 (128031-1)	93.121	Oral Diseases and Disorders Research	425,242	-
Health and Human Services, Department of	Pass-Through	University of Pittsburgh	0052300 (127298-2)	93.121	Oral Diseases and Disorders Research	4,450	-
						\$ 11,204,894	\$ 1,343,456
Health and Human Services, Department of	Direct		1 A22HP29937-01-00	93.124	Nurse Anesthetist Traineeship	\$ 51,437	\$ -
Health and Human Services, Department of	Pass-Through	The Research Institute at Nationwide Children's Hospital	710040-0818-00	93.127	Emergency Medical Services for Children	\$ 234,617	\$ -
Health and Human Services, Department of	Pass-Through	University of Texas Southwestern Medical Center	GMO-901009	93.127	Emergency Medical Services for Children	(11,991)	-
						\$ 222,626	\$ -
Health and Human Services, Department of	Direct		5 U13 HS07689-10	93.134	Grants to Increase Organ Donations	\$ 23,912	\$ 21,945
Health and Human Services, Department of	Pass-Through	National Kidney Foundation of Michigan	R39OT26992	93.134	Grants to Increase Organ Donations	34,048	-
						\$ 57,960	\$ 21,945
Health and Human Services, Department of	Direct		3 R49 CE002009-05S1	93.136	Injury Prevention and Control Research and State and Community Based Programs	\$ 796,532	\$ -
Health and Human Services, Department of	Direct		5 R01 CE002552-03	93.136	Injury Prevention and Control Research and State and Community Based Programs	393,046	-
Health and Human Services, Department of	Direct		5 U01 CE001940-05	93.136	Injury Prevention and Control Research and State and Community Based Programs	43,626	-
Health and Human Services, Department of	Direct		5 U01 CE001957-05	93.136	Injury Prevention and Control Research and State and Community Based Programs	48,145	-
Health and Human Services, Department of	Direct		5 U01 CE002698-03	93.136	Injury Prevention and Control Research and State and Community Based Programs	1,104,574	143,404
Health and Human Services, Department of	Pass-Through	Michigan, State of, Health and Human Services, Department of	E20172274-001	93.136	Injury Prevention and Control Research and State and Community Based Programs	42,498	-
Health and Human Services, Department of	Pass-Through	The Research Institute at Nationwide Children's Hospital	5243HE	93.136	Injury Prevention and Control Research and State and Community Based Programs	2,470	-
Health and Human Services, Department of	Pass-Through	Wayne State University	WSU16141	93.136	Injury Prevention and Control Research and State and Community Based Programs	67,999	-
						\$ 2,498,890	\$ 143,404
Health and Human Services, Department of	Pass-Through	International Union, UAW	Agreement dated 8/28/12	93.142	NIEHS Hazardous Waste Worker Health and Safety Training	\$ 126,231	\$ -
Health and Human Services, Department of	Pass-Through	Northeastern University	500460-78050	93.143	NIEHS Superfund Hazardous Substances_Basic Research and Education	\$ 290,026	\$ -
Health and Human Services, Department of	Pass-Through	Northeastern University	500461-78050	93.143	NIEHS Superfund Hazardous Substances_Basic Research and Education	199,332	-
Health and Human Services, Department of	Pass-Through	Northeastern University	500524-78050	93.143	NIEHS Superfund Hazardous Substances_Basic Research and Education	11,188	-
Health and Human Services, Department of	Pass-Through	Northeastern University	500525-78050	93.143	NIEHS Superfund Hazardous Substances_Basic Research and Education	43,729	-
						\$ 544,275	\$ -

University of Michigan
Schedule of Expenditures of Federal Awards
For the Year Ended June 30, 2017

Cluster Title/Federal Grantor/Program	Type	Pass-Through Grantor	Award Identifier	CFDA Number	CFDA Program Title	Federal Expenditures	Pass-Through
Health and Human Services, Department of	Direct		1 UM1 HG0009382-01	93.172	Human Genome Research	\$ 110,120	\$ -
Health and Human Services, Department of	Direct		3 R01 HG000376-27S1	93.172	Human Genome Research	272,967	-
Health and Human Services, Department of	Direct		4 R01 HG007022-05	93.172	Human Genome Research	358,225	-
Health and Human Services, Department of	Direct		4 R01 HG007068-04	93.172	Human Genome Research	314,157	-
Health and Human Services, Department of	Direct		4 UM1 HG006508-04	93.172	Human Genome Research	1,808,779	125,146
Health and Human Services, Department of	Direct		5 R00 HG007356-04	93.172	Human Genome Research	233,596	-
Health and Human Services, Department of	Direct		5 R01 HG000376-27	93.172	Human Genome Research	52,571	-
Health and Human Services, Department of	Direct		5 R01 HG007022-04	93.172	Human Genome Research	(2,249)	-
Health and Human Services, Department of	Direct		5 R01 HG007068-03	93.172	Human Genome Research	33,321	-
Health and Human Services, Department of	Direct		5 R01 HG007172-03	93.172	Human Genome Research	293,579	107,130
Health and Human Services, Department of	Direct		5 R01 HG008773-02	93.172	Human Genome Research	356,200	-
Health and Human Services, Department of	Direct		5 R21HG009205-02	93.172	Human Genome Research	192,312	-
Health and Human Services, Department of	Direct		5 UM1 HG006508-03	93.172	Human Genome Research	176	2,033
Health and Human Services, Department of	Direct		T32 HG000040	93.172	Human Genome Research	878,131	-
Health and Human Services, Department of	Pass-Through	Boston College	5002057-1	93.172	Human Genome Research	(17,178)	-
Health and Human Services, Department of	Pass-Through	Broad Institute	5000057-5500000825	93.172	Human Genome Research	238,941	64,810
Health and Human Services, Department of	Pass-Through	Jackson Laboratory/MMRRC	Research Agreement	93.172	Human Genome Research	68,754	-
Health and Human Services, Department of	Pass-Through	Rutgers University	5849	93.172	Human Genome Research	74,247	-
Health and Human Services, Department of	Pass-Through	Rutgers University	6121	93.172	Human Genome Research	46,356	-
Health and Human Services, Department of	Pass-Through	Stanford University	60050098-104913	93.172	Human Genome Research	(937)	-
Health and Human Services, Department of	Pass-Through	Stanford University	61448507-123432	93.172	Human Genome Research	89,711	-
Health and Human Services, Department of	Pass-Through	University of Ghana Medical School	5U54HG00693904	93.172	Human Genome Research	6,728	-
Health and Human Services, Department of	Pass-Through	University of Ghana Medical School	5U54HG006939-05	93.172	Human Genome Research	203,857	-
Health and Human Services, Department of	Pass-Through	University of Utah	10035424	93.172	Human Genome Research	17,720	-
						<u>\$ 5,630,084</u>	<u>\$ 299,119</u>
Health and Human Services, Department of	Direct		1 R01 DC015799-01A1	93.173	Research Related to Deafness and Communication Disorders	\$ 13,657	\$ -
Health and Human Services, Department of	Direct		1 R01 DC015809-02	93.173	Research Related to Deafness and Communication Disorders	255,287	-
Health and Human Services, Department of	Direct		1 R13 DC015188-01	93.173	Research Related to Deafness and Communication Disorders	31,368	-
Health and Human Services, Department of	Direct		1 R21 DC015312-02	93.173	Research Related to Deafness and Communication Disorders	64,611	-
Health and Human Services, Department of	Direct		2 R56 DC010786-06A1	93.173	Research Related to Deafness and Communication Disorders	74,386	-
Health and Human Services, Department of	Direct		3 R01 DC014456-02S1	93.173	Research Related to Deafness and Communication Disorders	340,245	-
Health and Human Services, Department of	Direct		4 K08 DC012535-06	93.173	Research Related to Deafness and Communication Disorders	206,789	-
Health and Human Services, Department of	Direct		4 P30 DC005188-15	93.173	Research Related to Deafness and Communication Disorders	385,268	-
Health and Human Services, Department of	Direct		4 R01 DC004084-15	93.173	Research Related to Deafness and Communication Disorders	192,042	-
Health and Human Services, Department of	Direct		4 R01 DC004825-15	93.173	Research Related to Deafness and Communication Disorders	355,895	-
Health and Human Services, Department of	Direct		5 F31 DC013496-03	93.173	Research Related to Deafness and Communication Disorders	(4,880)	-
Health and Human Services, Department of	Direct		5 F31 DC014407-02	93.173	Research Related to Deafness and Communication Disorders	36,285	-
Health and Human Services, Department of	Direct		5 F32 DC015381-02	93.173	Research Related to Deafness and Communication Disorders	34,709	-
Health and Human Services, Department of	Direct		5 K08 DC012535-05	93.173	Research Related to Deafness and Communication Disorders	28,070	-
Health and Human Services, Department of	Direct		5 P30 DC005188-14	93.173	Research Related to Deafness and Communication Disorders	22,506	-
Health and Human Services, Department of	Direct		5 R01 DC004084-14	93.173	Research Related to Deafness and Communication Disorders	1,935	-
Health and Human Services, Department of	Direct		5 R01 DC004820-15	93.173	Research Related to Deafness and Communication Disorders	459,882	44,072
Health and Human Services, Department of	Direct		5 R01 DC004825-14	93.173	Research Related to Deafness and Communication Disorders	(7,779)	-
Health and Human Services, Department of	Direct		5 R01 DC009410-09	93.173	Research Related to Deafness and Communication Disorders	376,705	78,892
Health and Human Services, Department of	Direct		5 R01 DC010786-05	93.173	Research Related to Deafness and Communication Disorders	(167)	-
Health and Human Services, Department of	Direct		5 R01 DC011277-06	93.173	Research Related to Deafness and Communication Disorders	22,138	22,472
Health and Human Services, Department of	Direct		5 R01 DC011277-08	93.173	Research Related to Deafness and Communication Disorders	453,217	-
Health and Human Services, Department of	Direct		5 R01 DC012760-03	93.173	Research Related to Deafness and Communication Disorders	58,525	-
Health and Human Services, Department of	Direct		5 R01 DC012760-05	93.173	Research Related to Deafness and Communication Disorders	505,737	-
Health and Human Services, Department of	Direct		5 R01 DC013885-04	93.173	Research Related to Deafness and Communication Disorders	272,994	-
Health and Human Services, Department of	Direct		5 R01 DC014428-04	93.173	Research Related to Deafness and Communication Disorders	831,862	-
Health and Human Services, Department of	Direct		5 R01 DC014703-03	93.173	Research Related to Deafness and Communication Disorders	651,273	263,426
Health and Human Services, Department of	Direct		5 R21 DC012410-02	93.173	Research Related to Deafness and Communication Disorders	63,969	15,706
Health and Human Services, Department of	Direct		5 R21 DC012912-02	93.173	Research Related to Deafness and Communication Disorders	(462)	-
Health and Human Services, Department of	Direct		5 R21 DC013185-02	93.173	Research Related to Deafness and Communication Disorders	6,719	-
Health and Human Services, Department of	Direct		5 R21 DC013678-02	93.173	Research Related to Deafness and Communication Disorders	(11,586)	-
Health and Human Services, Department of	Direct		5 R21 DC015097-02	93.173	Research Related to Deafness and Communication Disorders	195,468	-
Health and Human Services, Department of	Direct		5 R21 DC015853-02	93.173	Research Related to Deafness and Communication Disorders	98,173	11,915
Health and Human Services, Department of	Direct		5 R33 DC013678-04	93.173	Research Related to Deafness and Communication Disorders	400,686	86,122
Health and Human Services, Department of	Direct		8 R00 DC013828-04	93.173	Research Related to Deafness and Communication Disorders	97,466	-
Health and Human Services, Department of	Direct		T 32 DC000011	93.173	Research Related to Deafness and Communication Disorders	349,738	-
Health and Human Services, Department of	Direct		T32 DC005356	93.173	Research Related to Deafness and Communication Disorders	(12,135)	-
Health and Human Services, Department of	Direct		T32 DC005356	93.173	Research Related to Deafness and Communication Disorders	159,152	-
Health and Human Services, Department of	Pass-Through	Baylor University	PO 5601176401	93.173	Research Related to Deafness and Communication Disorders	163,201	-
Health and Human Services, Department of	Pass-Through	Boston University	4500002041	93.173	Research Related to Deafness and Communication Disorders	20,862	-
Health and Human Services, Department of	Pass-Through	Drexel University	232603	93.173	Research Related to Deafness and Communication Disorders	(5)	-
Health and Human Services, Department of	Pass-Through	Duke University	184791/197789	93.173	Research Related to Deafness and Communication Disorders	12,843	-
Health and Human Services, Department of	Pass-Through	Johns Hopkins University	118484	93.173	Research Related to Deafness and Communication Disorders	114,328	46,914
Health and Human Services, Department of	Pass-Through	University of Georgia	RC287-423/4353688	93.173	Research Related to Deafness and Communication Disorders	32,404	-
Health and Human Services, Department of	Pass-Through	University of Southern California	63773594	93.173	Research Related to Deafness and Communication Disorders	50,875	-
						<u>\$ 7,404,256</u>	<u>\$ 569,519</u>
Health and Human Services, Department of	Direct		5 D19 HP24307-03-01	93.178	Nursing Workforce Diversity	\$ 56,843	\$ -
Health and Human Services, Department of	Direct		5 U01 IP000474-05	93.185	Immunization Research, Demonstration, Public Information and Education Training and Clinical Skills Improvement Projects	\$ 84,801	\$ 10,789
Health and Human Services, Department of	Direct		5 U01 IP000499-03	93.185	Immunization Research, Demonstration, Public Information and Education Training and Clinical Skills Improvement Projects	(100)	-

University of Michigan
Schedule of Expenditures of Federal Awards
For the Year Ended June 30, 2017

Cluster Title/Federal Grantor/Program	Type	Pass-Through Grantor	Award Identifier	CFDA Number	CFDA Program Title	Federal Expenditures	Pass-Through
Health and Human Services, Department of	Direct		5 U01 IP001034-02	93.185	Immunization Research, Demonstration, Public Information and Education Training and Clinical Skills Improvement Projects	1,141,713	-
Health and Human Services, Department of	Direct		U01-IP000088	93.185	Immunization Research, Demonstration, Public Information and Education Training and Clinical Skills Improvement Projects	-	-
Health and Human Services, Department of	Pass-Through	University of Colorado	FY15.613.001/Proj.2-5-23896	93.185	Immunization Research, Demonstration, Public Information and Education Training and Clinical Skills Improvement Projects	(1,569)	-
Health and Human Services, Department of	Pass-Through	University of Nebraska	34-5507-1034-012	93.191	Graduate Psychology Education	\$ 1,224,845	\$ 10,789
Health and Human Services, Department of	Direct		5 R01 AT007550-03	93.213	Research and Training in Complementary and Integrative Health	(2,330.00)	-
Health and Human Services, Department of	Direct		5 R01 AT007550-05	93.213	Research and Training in Complementary and Integrative Health	642,136	121,366
Health and Human Services, Department of	Direct		5 R01 AT007620-02	93.213	Research and Training in Complementary and Integrative Health	(12,662)	-
Health and Human Services, Department of	Direct		5 R01 AT009003-02	93.213	Research and Training in Complementary and Integrative Health	289,229	58,716
Health and Human Services, Department of	Direct		5 R21 AT007357-02	93.213	Research and Training in Complementary and Integrative Health	(875)	-
Health and Human Services, Department of	Direct		5 R21 AT009253-02	93.213	Research and Training in Complementary and Integrative Health	162,528	-
Health and Human Services, Department of	Pass-Through	Arizona State University	17-126	93.213	Research and Training in Complementary and Integrative Health	5,760	-
Health and Human Services, Department of	Pass-Through	Temple University	259415-UM	93.213	Research and Training in Complementary and Integrative Health	48,875	-
Health and Human Services, Department of	Direct		T32 HS000053	93.225	National Research Service Awards Health Services Research	\$ 1,132,661	\$ 180,082
Health and Human Services, Department of	Direct		1 F32 HS024193-01	93.226	Research on Healthcare Costs, Quality and Outcomes	\$ (1,404)	\$ -
Health and Human Services, Department of	Direct		1 K08 HS020937-01	93.226	Research on Healthcare Costs, Quality and Outcomes	(1,212)	-
Health and Human Services, Department of	Direct		1 P30 HS024385-01	93.226	Research on Healthcare Costs, Quality and Outcomes	898,300	10,896
Health and Human Services, Department of	Direct		1 R01 HS022305-01A1	93.226	Research on Healthcare Costs, Quality and Outcomes	463,371	-
Health and Human Services, Department of	Direct		1 R01 HS023597-01	93.226	Research on Healthcare Costs, Quality and Outcomes	187,683	25,624
Health and Human Services, Department of	Direct		1 R03 HS024760-01	93.226	Research on Healthcare Costs, Quality and Outcomes	61,506	-
Health and Human Services, Department of	Direct		1 R13 HS025316-01	93.226	Research on Healthcare Costs, Quality and Outcomes	16,304	-
Health and Human Services, Department of	Direct		1 R21 HS023786-01	93.226	Research on Healthcare Costs, Quality and Outcomes	193,713	18,844
Health and Human Services, Department of	Direct		1 R36 HS023719-01A1	93.226	Research on Healthcare Costs, Quality and Outcomes	5,351	-
Health and Human Services, Department of	Direct		1 R36 HS024454-01	93.226	Research on Healthcare Costs, Quality and Outcomes	17,711	-
Health and Human Services, Department of	Direct		1R03HS02290902	93.226	Research on Healthcare Costs, Quality and Outcomes	8,354	-
Health and Human Services, Department of	Direct		4 K08 HS020671-04	93.226	Research on Healthcare Costs, Quality and Outcomes	(21)	-
Health and Human Services, Department of	Direct		4 K08 HS020927-04	93.226	Research on Healthcare Costs, Quality and Outcomes	38,396	-
Health and Human Services, Department of	Direct		4 R01 HS018334-06	93.226	Research on Healthcare Costs, Quality and Outcomes	95,406	-
Health and Human Services, Department of	Direct		4 R01 HS020644-05	93.226	Research on Healthcare Costs, Quality and Outcomes	300,303	10,389
Health and Human Services, Department of	Direct		4 R01 HS021681-03	93.226	Research on Healthcare Costs, Quality and Outcomes	306,105	28,358
Health and Human Services, Department of	Direct		5 K08 HS020672-05	93.226	Research on Healthcare Costs, Quality and Outcomes	144,080	-
Health and Human Services, Department of	Direct		5 K08 HS022835-04	93.226	Research on Healthcare Costs, Quality and Outcomes	151,116	-
Health and Human Services, Department of	Direct		5 K08 HS023313-04	93.226	Research on Healthcare Costs, Quality and Outcomes	189,220	-
Health and Human Services, Department of	Direct		5 K08 HS023621-03	93.226	Research on Healthcare Costs, Quality and Outcomes	127,753	-
Health and Human Services, Department of	Direct		5 K08 HS024160-03	93.226	Research on Healthcare Costs, Quality and Outcomes	132,342	-
Health and Human Services, Department of	Direct		5 K08 HS024552-02	93.226	Research on Healthcare Costs, Quality and Outcomes	145,754	-
Health and Human Services, Department of	Direct		5 K08 HS024763-02	93.226	Research on Healthcare Costs, Quality and Outcomes	116,037	-
Health and Human Services, Department of	Direct		5 R01 HS018334-08	93.226	Research on Healthcare Costs, Quality and Outcomes	331,591	-
Health and Human Services, Department of	Direct		5 R01 HS022535-04	93.226	Research on Healthcare Costs, Quality and Outcomes	217,513	12,631
Health and Human Services, Department of	Direct		5 R01 HS023784-03	93.226	Research on Healthcare Costs, Quality and Outcomes	225,024	-
Health and Human Services, Department of	Direct		5 R01 HS024512-02	93.226	Research on Healthcare Costs, Quality and Outcomes	149,438	-
Health and Human Services, Department of	Direct		5 R01 HS024525-02	93.226	Research on Healthcare Costs, Quality and Outcomes	251,056	31,244
Health and Human Services, Department of	Direct		5 R01 HS024728-02	93.226	Research on Healthcare Costs, Quality and Outcomes	290,207	37,498
Health and Human Services, Department of	Direct		5 R01 HS024914-02	93.226	Research on Healthcare Costs, Quality and Outcomes	205,323	-
Health and Human Services, Department of	Direct		5 R01HS024709-03	93.226	Research on Healthcare Costs, Quality and Outcomes	40,790	-
Health and Human Services, Department of	Direct		5 R18 HS021425-05	93.226	Research on Healthcare Costs, Quality and Outcomes	189,918	-
Health and Human Services, Department of	Direct		5 R18 HS022258-04	93.226	Research on Healthcare Costs, Quality and Outcomes	322,978	-
Health and Human Services, Department of	Direct		5 R21 HS022336-02	93.226	Research on Healthcare Costs, Quality and Outcomes	32,137	9,261
Health and Human Services, Department of	Direct		5 R21 HS023566-02	93.226	Research on Healthcare Costs, Quality and Outcomes	80,165	14,257
Health and Human Services, Department of	Direct		5 R21 HS023865-02	93.226	Research on Healthcare Costs, Quality and Outcomes	127,678	38,639
Health and Human Services, Department of	Direct		5 R21 HS024567-02	93.226	Research on Healthcare Costs, Quality and Outcomes	160,567	-
Health and Human Services, Department of	Direct		5 U18 HS025292-02	93.226	Research on Healthcare Costs, Quality and Outcomes	278,420	-
Health and Human Services, Department of	Direct		5R21HS023613-02	93.226	Research on Healthcare Costs, Quality and Outcomes	28,711	-
Health and Human Services, Department of	Pass-Through	Dartmouth College	1600	93.226	Research on Healthcare Costs, Quality and Outcomes	44	-
Health and Human Services, Department of	Pass-Through	Dartmouth-Hitchcock Medical Center (DHMC)	1P3-HS024403-01	93.226	Research on Healthcare Costs, Quality and Outcomes	93,587	-
Health and Human Services, Department of	Pass-Through	Duke University	203-8472	93.226	Research on Healthcare Costs, Quality and Outcomes	136,843	-
Health and Human Services, Department of	Pass-Through	Oregon Health and Science University	1005864_UMICH	93.226	Research on Healthcare Costs, Quality and Outcomes	28,992	-
Health and Human Services, Department of	Direct		4 R01 HL105999-05	93.233	National Center on Sleep Disorders Research	\$ 6,787,150	\$ 237,641
Health and Human Services, Department of	Direct		5 K23 HL122461-03	93.233	National Center on Sleep Disorders Research	466,444	17,788
Health and Human Services, Department of	Direct		5 R01 HL105999-04	93.233	National Center on Sleep Disorders Research	155,522	-
Health and Human Services, Department of	Direct		5 R01 HL123379-03	93.233	National Center on Sleep Disorders Research	(17,721)	(8,882)
						470,273	-
						\$ 1,074,518	\$ 8,906

University of Michigan
Schedule of Expenditures of Federal Awards
For the Year Ended June 30, 2017

Cluster Title/Federal Grantor/Program	Type	Pass-Through Grantor	Award Identifier	CFDA Number	CFDA Program Title	Federal Expenditures	Pass-Through
Health and Human Services, Department of	Pass-Through	Michigan, State of, Health and Human Services, Department of	20161120-00	93.236	Grants to States to Support Oral Health Workforce Activities	\$ 1,525	\$ -
Health and Human Services, Department of	Pass-Through	Leland Stanford Junior University	61146448-104354	93.239	Policy Research and Evaluation Grants	\$ 9,999	\$ -
Health and Human Services, Department of	Direct		1 R01 MH112876-01	93.242	Mental Health Research Grants	\$ 8,646	\$ -
Health and Human Services, Department of	Direct		1 R01 MH107499-01A1	93.242	Mental Health Research Grants	69,072	3,296
Health and Human Services, Department of	Direct		1 R03 MH111316-01	93.242	Mental Health Research Grants	64,658	-
Health and Human Services, Department of	Direct		1 R34 MH111531-01	93.242	Mental Health Research Grants	5,931	-
Health and Human Services, Department of	Direct		1 R56MH110872-01	93.242	Mental Health Research Grants	416,875	102,968
Health and Human Services, Department of	Direct		2 R03 MH102648-02	93.242	Mental Health Research Grants	25,534	15,316
Health and Human Services, Department of	Direct		3 R01 MH060670-14S1	93.242	Mental Health Research Grants	448	-
Health and Human Services, Department of	Direct		3 R01 MH101459-05S1	93.242	Mental Health Research Grants	1,062,935	-
Health and Human Services, Department of	Direct		3 R01 MH103244-04S2	93.242	Mental Health Research Grants	526,572	284,123
Health and Human Services, Department of	Direct		4 R01 MH060670-15	93.242	Mental Health Research Grants	108,593	-
Health and Human Services, Department of	Direct		4 R01 MH093486-05	93.242	Mental Health Research Grants	427,375	-
Health and Human Services, Department of	Direct		4 R01 MH096699-05	93.242	Mental Health Research Grants	565,207	109,082
Health and Human Services, Department of	Direct		4 R01 MH101493-04	93.242	Mental Health Research Grants	458,880	6,952
Health and Human Services, Department of	Direct		5 F30 MH112328-02	93.242	Mental Health Research Grants	21,375	-
Health and Human Services, Department of	Direct		5 F31 MH105149-02	93.242	Mental Health Research Grants	(2,678)	-
Health and Human Services, Department of	Direct		5 K01 MH095920-03	93.242	Mental Health Research Grants	(519)	-
Health and Human Services, Department of	Direct		5 K01 MH095920-05	93.242	Mental Health Research Grants	150,657	-
Health and Human Services, Department of	Direct		5 K08 MH104743-03	93.242	Mental Health Research Grants	189,779	-
Health and Human Services, Department of	Direct		5 K23 MH092648-04	93.242	Mental Health Research Grants	(2,170)	(2,170)
Health and Human Services, Department of	Direct		5 K23 MH108823-02	93.242	Mental Health Research Grants	163,839	-
Health and Human Services, Department of	Direct		5 R00 MH093459-05	93.242	Mental Health Research Grants	925	-
Health and Human Services, Department of	Direct		5 R00 MH096939-04	93.242	Mental Health Research Grants	13,260	-
Health and Human Services, Department of	Direct		5 R01 MH063649-15	93.242	Mental Health Research Grants	455,445	-
Health and Human Services, Department of	Direct		5 R01 MH082784-08	93.242	Mental Health Research Grants	(110,582)	-
Health and Human Services, Department of	Direct		5 R01 MH082784-10	93.242	Mental Health Research Grants	371,908	-
Health and Human Services, Department of	Direct		5 R01 MH085321-08	93.242	Mental Health Research Grants	284,849	-
Health and Human Services, Department of	Direct		5 R01 MH087557-05	93.242	Mental Health Research Grants	(650)	-
Health and Human Services, Department of	Direct		5 R01 MH091186-05	93.242	Mental Health Research Grants	(13,826)	-
Health and Human Services, Department of	Direct		5 R01 MH096699-04	93.242	Mental Health Research Grants	233	-
Health and Human Services, Department of	Direct		5 R01 MH099898-04	93.242	Mental Health Research Grants	534,725	53,428
Health and Human Services, Department of	Direct		5 R01 MH101459-03	93.242	Mental Health Research Grants	(215,655)	-
Health and Human Services, Department of	Direct		5 R01 MH101493-03	93.242	Mental Health Research Grants	46,285	-
Health and Human Services, Department of	Direct		5 R01 MH101697-03	93.242	Mental Health Research Grants	(733)	-
Health and Human Services, Department of	Direct		5 R01 MH102242-04	93.242	Mental Health Research Grants	714,449	-
Health and Human Services, Department of	Direct		5 R01 MH102263-04	93.242	Mental Health Research Grants	387,394	88,695
Health and Human Services, Department of	Direct		5 R01 MH103761-04	93.242	Mental Health Research Grants	918,190	260,584
Health and Human Services, Department of	Direct		5 R01 MH104261-04	93.242	Mental Health Research Grants	627,725	-
Health and Human Services, Department of	Direct		5 R01 MH107419-02	93.242	Mental Health Research Grants	349,049	41,862
Health and Human Services, Department of	Direct		5 R01 MH107741-03	93.242	Mental Health Research Grants	178,523	-
Health and Human Services, Department of	Direct		5 R01 MH110932-02	93.242	Mental Health Research Grants	782,733	305,511
Health and Human Services, Department of	Direct		5 R21 MH097012-02	93.242	Mental Health Research Grants	5,967	-
Health and Human Services, Department of	Direct		5 R21 MH101676-02	93.242	Mental Health Research Grants	29,773	-
Health and Human Services, Department of	Direct		5 R21 MH102539-02	93.242	Mental Health Research Grants	144,621	-
Health and Human Services, Department of	Direct		5 R21 MH109932-02	93.242	Mental Health Research Grants	61,253	-
Health and Human Services, Department of	Direct		5 R21 MH111445-03	93.242	Mental Health Research Grants	19,671	-
Health and Human Services, Department of	Direct		5 R25 MH071279-13	93.242	Mental Health Research Grants	231,647	-
Health and Human Services, Department of	Direct		5 R34 MH100404-03	93.242	Mental Health Research Grants	(15,824)	-
Health and Human Services, Department of	Direct		5 R34 MH101997-02	93.242	Mental Health Research Grants	5,650	-
Health and Human Services, Department of	Direct		5 R34 MH103447-03	93.242	Mental Health Research Grants	295,988	6,294
Health and Human Services, Department of	Direct		5 U01 MH104311-03	93.242	Mental Health Research Grants	2,396,211	1,663,332
Health and Human Services, Department of	Direct		5 U01 MH105653-04	93.242	Mental Health Research Grants	750,355	34,896
Health and Human Services, Department of	Direct		5 U01 MH106892-03	93.242	Mental Health Research Grants	1,071,240	-
Health and Human Services, Department of	Direct		7 R01 MH095676-05	93.242	Mental Health Research Grants	629,521	461,889
Health and Human Services, Department of	Direct		7 R01 MH110524-02	93.242	Mental Health Research Grants	26,871	-
Health and Human Services, Department of	Pass-Through	Care New England Health System	9272-8179	93.242	Mental Health Research Grants	118,129	-
Health and Human Services, Department of	Pass-Through	Columbia University	1 (GG005727-08)	93.242	Mental Health Research Grants	(181)	-
Health and Human Services, Department of	Pass-Through	Columbia University	Subaward #3 (GG005727-03)	93.242	Mental Health Research Grants	97,332	-
Health and Human Services, Department of	Pass-Through	Dartmouth College	R751	93.242	Mental Health Research Grants	62,691	-
Health and Human Services, Department of	Pass-Through	Emory University	T461601	93.242	Mental Health Research Grants	59,342	-
Health and Human Services, Department of	Pass-Through	Emory University	T714734	93.242	Mental Health Research Grants	12,360	-
Health and Human Services, Department of	Pass-Through	Hektoen Institute for Medical Research, The	50502-324-UMICH	93.242	Mental Health Research Grants	34,513	-
Health and Human Services, Department of	Pass-Through	International Association of Providers of AIDS Care (IAPAC)	P30 MH043520	93.242	Mental Health Research Grants	5,393	-
Health and Human Services, Department of	Pass-Through	Johns Hopkins University	6806	93.242	Mental Health Research Grants	71,291	-
Health and Human Services, Department of	Pass-Through	Johns Hopkins University	2002745506	93.242	Mental Health Research Grants	10,798	-
Health and Human Services, Department of	Pass-Through	Johns Hopkins University	JHU Agreement	93.242	Mental Health Research Grants	562,166	-
Health and Human Services, Department of	Pass-Through	Johns Hopkins University	PTE SR25MH104660-02	93.242	Mental Health Research Grants	40,358	-
Health and Human Services, Department of	Pass-Through	New York University	13-A0-00-001751-01	93.242	Mental Health Research Grants	63,088	-
Health and Human Services, Department of	Pass-Through	Oregon State University	P0399A-A	93.242	Mental Health Research Grants	36,498	-
Health and Human Services, Department of	Pass-Through	Research Foundation of Mental Hygiene, Inc.	P30MH043520	93.242	Mental Health Research Grants	30,235	-
Health and Human Services, Department of	Pass-Through	San Francisco State University	S16-0020	93.242	Mental Health Research Grants	39,850	-
Health and Human Services, Department of	Pass-Through	Stony Brook University	1125719-2-71758	93.242	Mental Health Research Grants	255,749	-
Health and Human Services, Department of	Pass-Through	The University of Texas Health Science Center at Houston	0010530A	93.242	Mental Health Research Grants	3,351	-
Health and Human Services, Department of	Pass-Through	University of Alabama at Birmingham (UAB)	000504051-003	93.242	Mental Health Research Grants	29,086	-
Health and Human Services, Department of	Pass-Through	University of California - San Francisco	9022sc	93.242	Mental Health Research Grants	4,778	-
Health and Human Services, Department of	Pass-Through	University of California - San Francisco	9940sc	93.242	Mental Health Research Grants	19,642	-
Health and Human Services, Department of	Pass-Through	University of California-San Diego	10313964	93.242	Mental Health Research Grants	(7,265)	-

University of Michigan
Schedule of Expenditures of Federal Awards
For the Year Ended June 30, 2017

Cluster Title/Federal Grantor/Program	Type	Pass-Through Grantor	Award Identifier	CFDA Number	CFDA Program Title	Federal Expenditures	Pass-Through
Health and Human Services, Department of	Pass-Through	University of California-San Diego	78750147	93.242	Mental Health Research Grants	26,977	-
Health and Human Services, Department of	Pass-Through	University of Colorado Boulder	1554505	93.242	Mental Health Research Grants	8,908	-
Health and Human Services, Department of	Pass-Through	University of Miami, Florida, The	663542	93.242	Mental Health Research Grants	2,791	-
Health and Human Services, Department of	Pass-Through	University of North Carolina at Chapel Hill-MMRR	5102700	93.242	Mental Health Research Grants	20,463	-
Health and Human Services, Department of	Pass-Through	University of Pennsylvania	569745	93.242	Mental Health Research Grants	67,322	-
Health and Human Services, Department of	Pass-Through	University of Pennsylvania	572689	93.242	Mental Health Research Grants	18,314	-
Health and Human Services, Department of	Pass-Through	University of Rochester	416926-G	93.242	Mental Health Research Grants	40,044	-
Health and Human Services, Department of	Pass-Through	University of Rochester	PO#416188-G, UR#5-28681	93.242	Mental Health Research Grants	65,390	-
						\$ 17,037,613	\$ 3,436,058
Health and Human Services, Department of	Direct		1 G02HP30572-01-00	93.243	Substance Abuse and Mental Health Services Projects of Regional and National Significance	\$ 18,482	\$ -
Health and Human Services, Department of	Direct		1 U79 SM062492-01	93.243	Substance Abuse and Mental Health Services Projects of Regional and National Significance	47,402	-
Health and Human Services, Department of	Direct		5 G02 HP27954-03-00	93.243	Substance Abuse and Mental Health Services Projects of Regional and National Significance	504,826	-
Health and Human Services, Department of	Pass-Through	American Indian Health and Family Services of SE Michigan, Inc (AIHFS)	Research Agreement	93.243	Substance Abuse and Mental Health Services Projects of Regional and National Significance	102,878	-
Health and Human Services, Department of	Pass-Through	Behavioral Connections of Wood County Inc	Research Agreement	93.243	Substance Abuse and Mental Health Services Projects of Regional and National Significance	66,645	-
Health and Human Services, Department of	Pass-Through	Michigan, State of, Health and Human Services, Department of	20161131	93.243	Substance Abuse and Mental Health Services Projects of Regional and National Significance	57,029	-
Health and Human Services, Department of	Pass-Through	Michigan, State of, Health and Human Services, Department of	E20171039-00	93.243	Substance Abuse and Mental Health Services Projects of Regional and National Significance	52,090	-
Health and Human Services, Department of	Pass-Through	Teen HYPE	Agreement	93.243	Substance Abuse and Mental Health Services Projects of Regional and National Significance	36,625	-
Health and Human Services, Department of	Pass-Through	The University of Texas Health Science Center at Houston	0012268A	93.243	Substance Abuse and Mental Health Services Projects of Regional and National Significance	11,789	-
						\$ 897,766	\$ -
Health and Human Services, Department of	Direct		5 D09 HP2867702-00	93.247	Advanced Nursing Education Workforce Grant Program	\$ 215,400	\$ 15,710
Health and Human Services, Department of	Direct		5 R01 OH010297-03	93.262	Occupational Safety and Health Program	\$ 229,144	\$ 14,500
Health and Human Services, Department of	Direct		5 R01 OH010582-04	93.262	Occupational Safety and Health Program	534,038	-
Health and Human Services, Department of	Direct		5 R21 OH010482-02	93.262	Occupational Safety and Health Program	64,728	-
Health and Human Services, Department of	Direct		T42 OH008455	93.262	Occupational Safety and Health Program	1,958,890	11,512
Health and Human Services, Department of	Pass-Through	University of Washington	UWSC7198	93.262	Occupational Safety and Health Program	5,298	-
Health and Human Services, Department of	Pass-Through	University of Washington	UWSC8024	93.262	Occupational Safety and Health Program	107,944	-
						\$ 2,900,042	\$ 26,012
					Health Systems Strengthening and HIV/AIDS Prevention, Care and Treatment under the President's Emergency Plan for AIDS Relief	\$ 155,073	\$ 46,755
Health and Human Services, Department of	Direct		5 R01 HS024698-02	93.266	Alcohol Research Programs	\$ 438,843	\$ 13,822
Health and Human Services, Department of	Direct		1 R01 AA023187-02	93.273	Alcohol Research Programs	290,519	-
Health and Human Services, Department of	Direct		1 R01 AA023504-03	93.273	Alcohol Research Programs	163,173	-
Health and Human Services, Department of	Direct		4 K23 AA020297-05	93.273	Alcohol Research Programs	38,267	-
Health and Human Services, Department of	Direct		5 F31 AA023121-03	93.273	Alcohol Research Programs	79,004	-
Health and Human Services, Department of	Direct		5 K01 AA024804-02	93.273	Alcohol Research Programs	(54)	-
Health and Human Services, Department of	Direct		5 K23 AA020297-04	93.273	Alcohol Research Programs	111,202	-
Health and Human Services, Department of	Direct		5 K23 AA023869-03	93.273	Alcohol Research Programs	25,718	-
Health and Human Services, Department of	Direct		5 R01 AA007065-28	93.273	Alcohol Research Programs	669,004	-
Health and Human Services, Department of	Direct		5 R01 AA012217-15	93.273	Alcohol Research Programs	191,520	10,297
Health and Human Services, Department of	Direct		5 R01 AA018659-05	93.273	Alcohol Research Programs	5,291	-
Health and Human Services, Department of	Direct		5 R01 AA023122-03	93.273	Alcohol Research Programs	122,017	-
Health and Human Services, Department of	Direct		5 R01 AA023122-05	93.273	Alcohol Research Programs	593,429	-
Health and Human Services, Department of	Direct		5 R01 AA024175-03	93.273	Alcohol Research Programs	483,988	22,485
Health and Human Services, Department of	Direct		5 R01 AA024755-02	93.273	Alcohol Research Programs	82,809	-
Health and Human Services, Department of	Direct		5 R21 AA022339-02	93.273	Alcohol Research Programs	1,773	-
Health and Human Services, Department of	Direct		5 R21 AA0227420-2	93.273	Alcohol Research Programs	136,445	-
Health and Human Services, Department of	Direct		5K23AA022641-03	93.273	Alcohol Research Programs	193,704	-
Health and Human Services, Department of	Direct		T32 AA007477	93.273	Alcohol Research Programs	252,332	-
Health and Human Services, Department of	Pass-Through	Cornell University	69951-10235	93.273	Alcohol Research Programs	74,109	-
Health and Human Services, Department of	Pass-Through	Florida International University	800006317-01UG	93.273	Alcohol Research Programs	1,785	-
Health and Human Services, Department of	Pass-Through	Idaho State University	11-255X	93.273	Alcohol Research Programs	28,708	-
Health and Human Services, Department of	Pass-Through	Kennedy Krieger Institute	Subcontract 7R21AA024404-02	93.273	Alcohol Research Programs	1,456	-
Health and Human Services, Department of	Pass-Through	Oregon Health and Science University	9007455UM	93.273	Alcohol Research Programs	28,092	-
Health and Human Services, Department of	Pass-Through	University of Colorado	1552087	93.273	Alcohol Research Programs	128,848	-
Health and Human Services, Department of	Pass-Through	University of Washington	UWSC7440	93.273	Alcohol Research Programs	19,115	-
Health and Human Services, Department of	Pass-Through	University of Washington	UWSC9090	93.273	Alcohol Research Programs	19,401	-
Health and Human Services, Department of	Pass-Through	University of Washington	UWSC9350	93.273	Alcohol Research Programs	36,033	-
						\$ 4,216,531	\$ 46,604
Health and Human Services, Department of	Pass-Through	SRSly Coalition	Award Ltr dtd 2/2/15	93.276	Drug-Free Communities Support Program Grants	\$ 269	\$ -
Health and Human Services, Department of	Direct		1 R03 DA034718-01A1	93.279	Drug Abuse and Addiction Research Programs	211	-
Health and Human Services, Department of	Direct		1 R03 DA041891-01A1	93.279	Drug Abuse and Addiction Research Programs	58,267	-
Health and Human Services, Department of	Direct		1 R21 DA040752-01A1	93.279	Drug Abuse and Addiction Research Programs	111,683	-
Health and Human Services, Department of	Direct		1 R21 DA041565-01A1	93.279	Drug Abuse and Addiction Research Programs	66,469	-
Health and Human Services, Department of	Direct		1 U01 DA043098-01	93.279	Drug Abuse and Addiction Research Programs	36,717	-
Health and Human Services, Department of	Direct		2 R01 DA001411-43	93.279	Drug Abuse and Addiction Research Programs	1,033,754	-
Health and Human Services, Department of	Direct		2 R01 DA015188-11A1	93.279	Drug Abuse and Addiction Research Programs	35,584	-
Health and Human Services, Department of	Direct		2 R01 DA0165775-15A1	93.279	Drug Abuse and Addiction Research Programs	280,731	-
Health and Human Services, Department of	Direct		2 R01 DA031160-06	93.279	Drug Abuse and Addiction Research Programs	163,571	-

University of Michigan
Schedule of Expenditures of Federal Awards
For the Year Ended June 30, 2017

Cluster Title/Federal Grantor/Program	Type	Pass-Through Grantor	Award Identifier	CFDA Number	CFDA Program Title	Federal Expenditures	Pass-Through
Health and Human Services, Department of	Direct		3 R01 DA030339-05S2	93.279	Drug Abuse and Addiction Research Programs	9,421	-
Health and Human Services, Department of	Direct		4 K01 DA034765-04	93.279	Drug Abuse and Addiction Research Programs	136,966	-
Health and Human Services, Department of	Direct		4 P01 DA031656-05	93.279	Drug Abuse and Addiction Research Programs	756,032	-
Health and Human Services, Department of	Direct		4 R01 DA001411-42	93.279	Drug Abuse and Addiction Research Programs	5,815,386	142,382
Health and Human Services, Department of	Direct		4 R01 DA011697-14	93.279	Drug Abuse and Addiction Research Programs	463,078	-
Health and Human Services, Department of	Direct		4 R01 DA016575-14	93.279	Drug Abuse and Addiction Research Programs	1,979,642	-
Health and Human Services, Department of	Direct		4 R01 DA033397-04	93.279	Drug Abuse and Addiction Research Programs	439,646	-
Health and Human Services, Department of	Direct		4 R01 DA035811-05	93.279	Drug Abuse and Addiction Research Programs	718,258	276,389
Health and Human Services, Department of	Direct		5 F31 DA037680-02	93.279	Drug Abuse and Addiction Research Programs	(2,274)	-
Health and Human Services, Department of	Direct		5 F31 DA038488-02	93.279	Drug Abuse and Addiction Research Programs	(7,197)	-
Health and Human Services, Department of	Direct		5 F31 DA041083-02	93.279	Drug Abuse and Addiction Research Programs	34,351	-
Health and Human Services, Department of	Direct		5 K01 DA036681-04	93.279	Drug Abuse and Addiction Research Programs	165,639	-
Health and Human Services, Department of	Direct		5 K08 DA037912-04	93.279	Drug Abuse and Addiction Research Programs	172,293	-
Health and Human Services, Department of	Direct		5 K23 DA036008-03	93.279	Drug Abuse and Addiction Research Programs	14,143	-
Health and Human Services, Department of	Direct		5 K23 DA036008-05	93.279	Drug Abuse and Addiction Research Programs	156,298	-
Health and Human Services, Department of	Direct		5 K23 DA038718-02	93.279	Drug Abuse and Addiction Research Programs	135,360	-
Health and Human Services, Department of	Direct		5 K23 DA039341-02	93.279	Drug Abuse and Addiction Research Programs	167,023	-
Health and Human Services, Department of	Direct		5 P01 DA031656-04	93.279	Drug Abuse and Addiction Research Programs	7,880	-
Health and Human Services, Department of	Direct		5 R01 DA003910-29	93.279	Drug Abuse and Addiction Research Programs	(68,685)	-
Health and Human Services, Department of	Direct		5 R01 DA003910-31	93.279	Drug Abuse and Addiction Research Programs	579,385	-
Health and Human Services, Department of	Direct		5 R01 DA011697-13	93.279	Drug Abuse and Addiction Research Programs	(13,767)	-
Health and Human Services, Department of	Direct		5 R01 DA015188-10	93.279	Drug Abuse and Addiction Research Programs	135,952	-
Health and Human Services, Department of	Direct		5 R01 DA027494-05	93.279	Drug Abuse and Addiction Research Programs	(102)	-
Health and Human Services, Department of	Direct		5 R01 DA029587-05	93.279	Drug Abuse and Addiction Research Programs	52,336	-
Health and Human Services, Department of	Direct		5 R01 DA030339-05	93.279	Drug Abuse and Addiction Research Programs	121,276	-
Health and Human Services, Department of	Direct		5 R01 DA032943-03	93.279	Drug Abuse and Addiction Research Programs	47,015	-
Health and Human Services, Department of	Direct		5 R01 DA033397-03	93.279	Drug Abuse and Addiction Research Programs	(28,267)	-
Health and Human Services, Department of	Direct		5 R01 DA034606-03	93.279	Drug Abuse and Addiction Research Programs	164,652	16,688
Health and Human Services, Department of	Direct		5 R01 DA035183-03	93.279	Drug Abuse and Addiction Research Programs	(41,700)	-
Health and Human Services, Department of	Direct		5 R01 DA035183-05	93.279	Drug Abuse and Addiction Research Programs	433,549	113,536
Health and Human Services, Department of	Direct		5 R01 DA035316-04	93.279	Drug Abuse and Addiction Research Programs	545,021	207,721
Health and Human Services, Department of	Direct		5 R01 DA037902-04	93.279	Drug Abuse and Addiction Research Programs	445,099	70,880
Health and Human Services, Department of	Direct		5 R01 DA038261-03	93.279	Drug Abuse and Addiction Research Programs	465,089	-
Health and Human Services, Department of	Direct		5 R01 DA038599-03	93.279	Drug Abuse and Addiction Research Programs	633,558	117,974
Health and Human Services, Department of	Direct		5 R01 DA039159-02	93.279	Drug Abuse and Addiction Research Programs	310,316	-
Health and Human Services, Department of	Direct		5 R01 DA039901-03	93.279	Drug Abuse and Addiction Research Programs	450,918	57,439
Health and Human Services, Department of	Direct		5 R01 DA039952-03	93.279	Drug Abuse and Addiction Research Programs	417,425	-
Health and Human Services, Department of	Direct		5 R01 DA041032-03	93.279	Drug Abuse and Addiction Research Programs	807,059	353,232
Health and Human Services, Department of	Direct		5 R03 DA039003-02	93.279	Drug Abuse and Addiction Research Programs	74,606	-
Health and Human Services, Department of	Direct		5 R21 DA041202-02	93.279	Drug Abuse and Addiction Research Programs	210,784	-
Health and Human Services, Department of	Direct		5 R34 DA035331-03	93.279	Drug Abuse and Addiction Research Programs	98,477	-
Health and Human Services, Department of	Direct		5 R37 DA039997-03	93.279	Drug Abuse and Addiction Research Programs	653,083	114,825
Health and Human Services, Department of	Direct		5 U01 DA041106-03	93.279	Drug Abuse and Addiction Research Programs	1,522,845	378,028
Health and Human Services, Department of	Direct		5R01DA00141141	93.279	Drug Abuse and Addiction Research Programs	(76,444)	-
Health and Human Services, Department of	Direct		5R01DA01657513	93.279	Drug Abuse and Addiction Research Programs	(8,172)	-
Health and Human Services, Department of	Direct		5R01DA036541-03	93.279	Drug Abuse and Addiction Research Programs	165,857	-
Health and Human Services, Department of	Direct		T32 DA007267	93.279	Drug Abuse and Addiction Research Programs	(41,819)	-
Health and Human Services, Department of	Direct		T32 DA007268	93.279	Drug Abuse and Addiction Research Programs	9,242	-
Health and Human Services, Department of	Direct		T32 DA007268	93.279	Drug Abuse and Addiction Research Programs	337,115	-
Health and Human Services, Department of	Direct		T32 DA007281	93.279	Drug Abuse and Addiction Research Programs	(96,230)	-
Health and Human Services, Department of	Direct		T32 DA007281	93.279	Drug Abuse and Addiction Research Programs	194,536	-
Health and Human Services, Department of	Pass-Through	Albert Einstein College of Medicine, Inc.,	310734	93.279	Drug Abuse and Addiction Research Programs	22,298	-
Health and Human Services, Department of	Pass-Through	Boys Town National Research Hospital	97008	93.279	Drug Abuse and Addiction Research Programs	95,043	-
Health and Human Services, Department of	Pass-Through	Children's Research Institute	30003671-01	93.279	Drug Abuse and Addiction Research Programs	32,206	-
Health and Human Services, Department of	Pass-Through	Group Health Research Institute (GHRI)	2014186906	93.279	Drug Abuse and Addiction Research Programs	2,637	-
Health and Human Services, Department of	Pass-Through	Michigan State University	RC104851UM	93.279	Drug Abuse and Addiction Research Programs	200,471	-
Health and Human Services, Department of	Pass-Through	Pennsylvania State University	5276-UM-DHHS-9838	93.279	Drug Abuse and Addiction Research Programs	447,872	-
Health and Human Services, Department of	Pass-Through	Research Foundation of Mental Hygiene, Inc.	PO # 108074	93.279	Drug Abuse and Addiction Research Programs	102,952	-
Health and Human Services, Department of	Pass-Through	Stanford University	60364390-109591-A	93.279	Drug Abuse and Addiction Research Programs	78,503	-
Health and Human Services, Department of	Pass-Through	University of Bath	Subcontract	93.279	Drug Abuse and Addiction Research Programs	131,280	-
Health and Human Services, Department of	Pass-Through	University of California-San Diego	69115330	93.279	Drug Abuse and Addiction Research Programs	63,574	-
Health and Human Services, Department of	Pass-Through	University of California-San Diego	72012619	93.279	Drug Abuse and Addiction Research Programs	311,301	-
Health and Human Services, Department of	Pass-Through	University of Chicago	FP056206-B	93.279	Drug Abuse and Addiction Research Programs	(121)	-
Health and Human Services, Department of	Pass-Through	University of Colorado	1552655	93.279	Drug Abuse and Addiction Research Programs	87,673	-
Health and Human Services, Department of	Pass-Through	University of Kentucky Research Foundation	3048109330-13-153	93.279	Drug Abuse and Addiction Research Programs	3,933	-
Health and Human Services, Department of	Pass-Through	University of Minnesota	P004670602	93.279	Drug Abuse and Addiction Research Programs	12,796	-
Health and Human Services, Department of	Pass-Through	University of Washington	UWSC8498	93.279	Drug Abuse and Addiction Research Programs	33,748	-
Health and Human Services, Department of	Pass-Through	Virginia Commonwealth University	FP00000224_SA002	93.279	Drug Abuse and Addiction Research Programs	5,260	-
Health and Human Services, Department of	Pass-Through	Washington University in St. Louis	WU-13-78/ PO # 2916721W	93.279	Drug Abuse and Addiction Research Programs	84,429	-
Health and Human Services, Department of	Pass-Through	Women and Infants Hospital	9522	93.279	Drug Abuse and Addiction Research Programs	39,626	-
						\$ 23,204,422	\$ 1,849,094
Health and Human Services, Department of	Direct		5 U01 DP003250-04	93.283	Centers for Disease Control and Prevention Investigations and Technical Assistance	\$ 153,865	\$ -
Health and Human Services, Department of	Direct		5 U01 DP006265-02	93.283	Centers for Disease Control and Prevention Investigations and Technical Assistance	635,679	-
Health and Human Services, Department of	Direct		5 U50 MN000039-05	93.283	Centers for Disease Control and Prevention Investigations and Technical Assistance	556,422	-

University of Michigan
Schedule of Expenditures of Federal Awards
For the Year Ended June 30, 2017

Cluster Title/Federal Grantor/Program	Type	Pass-Through Grantor	Award Identifier	CFDA Number	CFDA Program Title	Federal Expenditures	Pass-Through
Health and Human Services, Department of	Pass-Through	Michigan, State of, Health and Human Services, Department of	20100821	93.283	Centers for Disease Control and Prevention Investigations and Technical Assistance	(74)	-
Health and Human Services, Department of	Pass-Through	Michigan, State of, Health and Human Services, Department of	E20171320-00	93.283	Centers for Disease Control and Prevention Investigations and Technical Assistance	1,591	-
Health and Human Services, Department of	Pass-Through	Michigan, State of, Health and Human Services, Department of	E20171467-00	93.283	Centers for Disease Control and Prevention Investigations and Technical Assistance	1,511	-
						\$ 1,348,994	\$ -
Health and Human Services, Department of	Direct		1 R01 EB023618-01	93.286	Discovery and Applied Research for Technological Innovations to Improve Human Health	\$ 102,570	\$ -
Health and Human Services, Department of	Direct		1 R01EB023459-01A1	93.286	Discovery and Applied Research for Technological Innovations to Improve Human Health	15,754	-
Health and Human Services, Department of	Direct		1 R13 EB023103-01	93.286	Discovery and Applied Research for Technological Innovations to Improve Human Health	13,000	-
Health and Human Services, Department of	Direct		1 R21 EB019221-02	93.286	Discovery and Applied Research for Technological Innovations to Improve Human Health	112,571	-
Health and Human Services, Department of	Direct		1 R21 EB021562-02	93.286	Discovery and Applied Research for Technological Innovations to Improve Human Health	140,757	-
Health and Human Services, Department of	Direct		1 R21 EB024038-01	93.286	Discovery and Applied Research for Technological Innovations to Improve Human Health	886	-
Health and Human Services, Department of	Direct		1 R21 EB024410-01	93.286	Discovery and Applied Research for Technological Innovations to Improve Human Health	14,996	-
Health and Human Services, Department of	Direct		3 R01 EB016079-04S1	93.286	Discovery and Applied Research for Technological Innovations to Improve Human Health	304,553	-
Health and Human Services, Department of	Direct		4 R01 EB006476-08	93.286	Discovery and Applied Research for Technological Innovations to Improve Human Health	206,966	-
Health and Human Services, Department of	Direct		4 R37 EB003320-18	93.286	Discovery and Applied Research for Technological Innovations to Improve Human Health	(11,320)	-
Health and Human Services, Department of	Direct		5 01 EB008998-09	93.286	Discovery and Applied Research for Technological Innovations to Improve Human Health	493,994	-
Health and Human Services, Department of	Direct		5 F31 EB019320-02	93.286	Discovery and Applied Research for Technological Innovations to Improve Human Health	(11,106)	-
Health and Human Services, Department of	Direct		5 F32 EB019800-02	93.286	Discovery and Applied Research for Technological Innovations to Improve Human Health	24,709	-
Health and Human Services, Department of	Direct		5 R01 EB000558 16	93.286	Discovery and Applied Research for Technological Innovations to Improve Human Health	(682)	-
Health and Human Services, Department of	Direct		5 R01 EB005678-11	93.286	Discovery and Applied Research for Technological Innovations to Improve Human Health	821,213	218,283
Health and Human Services, Department of	Direct		5 R01 EB006476-07	93.286	Discovery and Applied Research for Technological Innovations to Improve Human Health	(19,606)	-
Health and Human Services, Department of	Direct		5 R01 EB009910-08	93.286	Discovery and Applied Research for Technological Innovations to Improve Human Health	446,354	282,433
Health and Human Services, Department of	Direct		5 R01 EB012579-07	93.286	Discovery and Applied Research for Technological Innovations to Improve Human Health	5,271	-
Health and Human Services, Department of	Direct		5 R01 EB013198-08	93.286	Discovery and Applied Research for Technological Innovations to Improve Human Health	519,620	235,701
Health and Human Services, Department of	Direct		5 R01 EB016079-03	93.286	Discovery and Applied Research for Technological Innovations to Improve Human Health	(2,338)	-
Health and Human Services, Department of	Direct		5 R01 EB018297-03	93.286	Discovery and Applied Research for Technological Innovations to Improve Human Health	409,927	-
Health and Human Services, Department of	Direct		5 R01 EB019436-03	93.286	Discovery and Applied Research for Technological Innovations to Improve Human Health	596,572	-
Health and Human Services, Department of	Direct		5 R01 EB019834-03	93.286	Discovery and Applied Research for Technological Innovations to Improve Human Health	191,636	66,133
Health and Human Services, Department of	Direct		5 R01 EB020644-03	93.286	Discovery and Applied Research for Technological Innovations to Improve Human Health	455,171	-
Health and Human Services, Department of	Direct		5 R01 EB021155-02	93.286	Discovery and Applied Research for Technological Innovations to Improve Human Health	253,436	-
Health and Human Services, Department of	Direct		5 R01 EB022028-02	93.286	Discovery and Applied Research for Technological Innovations to Improve Human Health	485,892	61,052
Health and Human Services, Department of	Direct		5 R01 EB022033-02	93.286	Discovery and Applied Research for Technological Innovations to Improve Human Health	311,542	-
Health and Human Services, Department of	Direct		5 R01 EB022075-02	93.286	Discovery and Applied Research for Technological Innovations to Improve Human Health	350,278	-
Health and Human Services, Department of	Direct		5 R01 EB022563-02	93.286	Discovery and Applied Research for Technological Innovations to Improve Human Health	380,706	-
Health and Human Services, Department of	Direct		5 R01 EB023294-02	93.286	Discovery and Applied Research for Technological Innovations to Improve Human Health	260,020	78,722
Health and Human Services, Department of	Direct		5 R03 EB019180-02	93.286	Discovery and Applied Research for Technological Innovations to Improve Human Health	25,267	-
Health and Human Services, Department of	Direct		5 R03 EB019352-02	93.286	Discovery and Applied Research for Technological Innovations to Improve Human Health	94,021	-
Health and Human Services, Department of	Direct		5 R21 EB016783-02	93.286	Discovery and Applied Research for Technological Innovations to Improve Human Health	9,239	-
Health and Human Services, Department of	Direct		5 R21 EB017078-02	93.286	Discovery and Applied Research for Technological Innovations to Improve Human Health	41,415	-
Health and Human Services, Department of	Direct		5 R21 EB017865-02	93.286	Discovery and Applied Research for Technological Innovations to Improve Human Health	22,137	-

University of Michigan
Schedule of Expenditures of Federal Awards
For the Year Ended June 30, 2017

Cluster Title/Federal Grantor/Program	Type	Pass-Through Grantor	Award Identifier	CFDA Number	CFDA Program Title	Federal Expenditures	Pass-Through
Health and Human Services, Department of	Direct		5 R21 EB018537-02	93.286	Discovery and Applied Research for Technological Innovations to Improve Human Health	74,477	-
Health and Human Services, Department of	Direct		5 R21 EB019566-02	93.286	Discovery and Applied Research for Technological Innovations to Improve Human Health	120,649	-
Health and Human Services, Department of	Direct		5 R21 EB019653-02	93.286	Discovery and Applied Research for Technological Innovations to Improve Human Health	163,095	-
Health and Human Services, Department of	Direct		5 R21 EB020811-02	93.286	Discovery and Applied Research for Technological Innovations to Improve Human Health	170,292	-
Health and Human Services, Department of	Direct		5 R21 EB021546-02	93.286	Discovery and Applied Research for Technological Innovations to Improve Human Health	120,606	-
Health and Human Services, Department of	Direct		5 R25 EB019898-03	93.286	Discovery and Applied Research for Technological Innovations to Improve Human Health	41,553	-
Health and Human Services, Department of	Direct		5 R37 EB003320-20	93.286	Discovery and Applied Research for Technological Innovations to Improve Human Health	229,003	-
Health and Human Services, Department of	Direct		5 U01EB018753-04	93.286	Discovery and Applied Research for Technological Innovations to Improve Human Health	491,627	-
Health and Human Services, Department of	Direct		7 R01 EB013198-05	93.286	Discovery and Applied Research for Technological Innovations to Improve Human Health	3,301	-
Health and Human Services, Department of	Direct		T32 EB005582	93.286	Discovery and Applied Research for Technological Innovations to Improve Human Health	(38,596)	-
Health and Human Services, Department of	Direct		T32 EB005582	93.286	Discovery and Applied Research for Technological Innovations to Improve Human Health	267,580	-
Health and Human Services, Department of	Pass-Through	Boston University	4500002022	93.286	Discovery and Applied Research for Technological Innovations to Improve Human Health	2,636	-
Health and Human Services, Department of	Pass-Through	Harvard University	130307-5074036	93.286	Discovery and Applied Research for Technological Innovations to Improve Human Health	129,078	-
Health and Human Services, Department of	Pass-Through	Michigan Technological University	1311049Z1	93.286	Discovery and Applied Research for Technological Innovations to Improve Human Health	(116)	-
Health and Human Services, Department of	Pass-Through	University of Arizona	327277	93.286	Discovery and Applied Research for Technological Innovations to Improve Human Health	10,669	-
Health and Human Services, Department of	Pass-Through	University of California-San Diego	72696776	93.286	Discovery and Applied Research for Technological Innovations to Improve Human Health	210,420	-
Health and Human Services, Department of	Pass-Through	University of Memphis	5-40513	93.286	Discovery and Applied Research for Technological Innovations to Improve Human Health	193,708	-
Health and Human Services, Department of	Pass-Through	University of Mississippi	66107990617	93.286	Discovery and Applied Research for Technological Innovations to Improve Human Health	38,055	-
Health and Human Services, Department of	Pass-Through	Vanderbilt University	VUMC 58730	93.286	Discovery and Applied Research for Technological Innovations to Improve Human Health	(1,789)	-
Health and Human Services, Department of	Pass-Through	Vanderbilt University Medical Center	VUMC 58730	93.286	Discovery and Applied Research for Technological Innovations to Improve Human Health	16,917	-
						\$ 9,308,586	\$ 942,324
Health and Human Services, Department of	Pass-Through	National Kidney Foundation of Michigan	70-6450-20-10-7341	93.290	National Community Centers of Excellence in Women's Health	\$ 27,802	\$ -
Health and Human Services, Department of	Direct		6 TPSAH160002-01-02	93.297	Teenage Pregnancy Prevention Program	\$ 539,013	\$ -
Health and Human Services, Department of	Direct		5 U81 HP29300-03-00	93.300	National Center for Health Workforce Analysis	\$ 945,775	\$ 149,489
Health and Human Services, Department of	Direct		4 P60 MD002249-10	93.307	Minority Health and Health Disparities Research	\$ 765,013	\$ 332,380
Health and Human Services, Department of	Direct		5 P60 MD002249 09	93.307	Minority Health and Health Disparities Research	202,242	101,779
Health and Human Services, Department of	Direct		5 R01 CA071699-19	93.307	Minority Health and Health Disparities Research	424,528	-
Health and Human Services, Department of	Direct		5 R01 MD006085-05	93.307	Minority Health and Health Disparities Research	9,452	-
Health and Human Services, Department of	Direct		5 R01 MD008879-04	93.307	Minority Health and Health Disparities Research	333,882	-
Health and Human Services, Department of	Direct		5 R24 MD001619-11	93.307	Minority Health and Health Disparities Research	275,317	18,595
Health and Human Services, Department of	Direct		5 T37 MD001425-20	93.307	Minority Health and Health Disparities Research	231,954	-
Health and Human Services, Department of	Direct		5 U01 MD010579-02	93.307	Minority Health and Health Disparities Research	175,135	13,000
Health and Human Services, Department of	Direct		7 R01 MD011570-02	93.307	Minority Health and Health Disparities Research	77,653	-
Health and Human Services, Department of	Pass-Through	Harvard	116951-5097431	93.307	Minority Health and Health Disparities Research	(2,314)	-
Health and Human Services, Department of	Pass-Through	Harvard TH Chan School of Public Health	116557-5103714	93.307	Minority Health and Health Disparities Research	5,784	-
Health and Human Services, Department of	Pass-Through	MEI Research, Ltd.	Award Authorization Letter dat	93.307	Minority Health and Health Disparities Research	(52)	-
Health and Human Services, Department of	Pass-Through	Thomas Jefferson University	080-18060-S10702	93.307	Minority Health and Health Disparities Research	166,477	-
Health and Human Services, Department of	Pass-Through	University of Illinois-Urbana-Champaign	079243-15822	93.307	Minority Health and Health Disparities Research	38,340	-
Health and Human Services, Department of	Pass-Through	University of Pennsylvania	571099	93.307	Minority Health and Health Disparities Research	305,847	-
Health and Human Services, Department of	Pass-Through	Zansors	Agreement	93.307	Minority Health and Health Disparities Research	132,487	-
						\$ 3,141,745	\$ 465,754
Health and Human Services, Department of	Direct		1 DP2 GM114848-01	93.310	Trans-NIH Research Support	\$ 596,944	\$ -
Health and Human Services, Department of	Direct		1 DP2 HL117748-01	93.310	Trans-NIH Research Support	727,870	-
Health and Human Services, Department of	Direct		1 DP2 OD008646-01	93.310	Trans-NIH Research Support	(189,090)	-
Health and Human Services, Department of	Direct		1 DP2 OD008693-01	93.310	Trans-NIH Research Support	5,906	-
Health and Human Services, Department of	Direct		1 DP2DK113750-01	93.310	Trans-NIH Research Support	58,379	-
Health and Human Services, Department of	Direct		1 DP2-MH104119-01	93.310	Trans-NIH Research Support	407,364	-
Health and Human Services, Department of	Direct		1 R56 CA203290-01	93.310	Trans-NIH Research Support	263,603	-
Health and Human Services, Department of	Direct		1 U24 DK112342-01	93.310	Trans-NIH Research Support	40,664	-
Health and Human Services, Department of	Direct		1 U2C ES026553-01	93.310	Trans-NIH Research Support	1,614,877	-
Health and Human Services, Department of	Direct		3 U18 EB021760-02S1	93.310	Trans-NIH Research Support	367,505	-
Health and Human Services, Department of	Direct		4 U24 DK097153-05	93.310	Trans-NIH Research Support	1,097,862	58,463
Health and Human Services, Department of	Direct		5 DP5 OD009154-06	93.310	Trans-NIH Research Support	140,093	-
Health and Human Services, Department of	Direct		5 R01 ES026877-03	93.310	Trans-NIH Research Support	502,916	125,142
Health and Human Services, Department of	Direct		5 R01 HD086676-03	93.310	Trans-NIH Research Support	346,553	53,349
Health and Human Services, Department of	Direct		5 R21 GM110184-02	93.310	Trans-NIH Research Support	55,303	11,517
Health and Human Services, Department of	Direct		5 R21 GM114529-02	93.310	Trans-NIH Research Support	237,862	-

University of Michigan
Schedule of Expenditures of Federal Awards
For the Year Ended June 30, 2017

Cluster Title/Federal Grantor/Program	Type	Pass-Through Grantor	Award Identifier	CFDA Number	CFDA Program Title	Federal Expenditures	Pass-Through
Health and Human Services, Department of	Direct		5 R25 EB022363-03	93.310	Trans-NIH Research Support	246,707	-
Health and Human Services, Department of	Direct		5 R25 GM111837-04	93.310	Trans-NIH Research Support	181,962	3,163
Health and Human Services, Department of	Direct		5 U24 DK097153-04	93.310	Trans-NIH Research Support	(36,161)	305
Health and Human Services, Department of	Pass-Through	Michigan State University	RC106694A	93.310	Trans-NIH Research Support	355,583	-
Health and Human Services, Department of	Pass-Through	Northeastern University	500502-78051	93.310	Trans-NIH Research Support	150,015	-
Health and Human Services, Department of	Pass-Through	Rockefeller University	5UH3TR000933-05	93.310	Trans-NIH Research Support	158,969	-
Health and Human Services, Department of	Pass-Through	The University of Texas Health Science Center at Houston	0012225A	93.310	Trans-NIH Research Support	99,170	-
Health and Human Services, Department of	Pass-Through	University of Alabama	000430850-002	93.310	Trans-NIH Research Support	63,966	-
Health and Human Services, Department of	Pass-Through	University of Chicago	FP054192	93.310	Trans-NIH Research Support	51,669	-
Health and Human Services, Department of	Pass-Through	University of Minnesota	H005222401	93.310	Trans-NIH Research Support	8,455	-
Health and Human Services, Department of	Pass-Through	University of Mississippi	66100920516-01UM	93.310	Trans-NIH Research Support	23,097	-
Health and Human Services, Department of	Pass-Through	Vanderbilt University	VUMC59304	93.310	Trans-NIH Research Support	262,794	-
Health and Human Services, Department of	Pass-Through	Vanderbilt University Medical Center	VUMC 58159	93.310	Trans-NIH Research Support	28,943	-
Health and Human Services, Department of	Pass-Through	Yale University	M15A11925 (A10717)	93.310	Trans-NIH Research Support	3,789	-
						\$ 7,873,569	\$ 251,939
Health and Human Services, Department of	Direct		1 KL2 TR002241-01	93.350	National Center for Advancing Translational Sciences	4,982	-
Health and Human Services, Department of	Direct		1 U01 TR002013-01	93.350	National Center for Advancing Translational Sciences	3,432	-
Health and Human Services, Department of	Direct		1 UL1 TR002240-01	93.350	National Center for Advancing Translational Sciences	803,483	-
Health and Human Services, Department of	Direct		4 KL2 TR000434-10	93.350	National Center for Advancing Translational Sciences	398,011	-
Health and Human Services, Department of	Direct		4 UL1 TR000433-10	93.350	National Center for Advancing Translational Sciences	8,978,863	-
Health and Human Services, Department of	Direct		5 KL2 TR000434-09	93.350	National Center for Advancing Translational Sciences	10,008	-
Health and Human Services, Department of	Direct		5 UL1 TR000433-09	93.350	National Center for Advancing Translational Sciences	22,257	-
Health and Human Services, Department of	Direct		TL1 TR000435	93.350	National Center for Advancing Translational Sciences	(163,620)	-
Health and Human Services, Department of	Direct		TL1 TR000435	93.350	National Center for Advancing Translational Sciences	583,667	-
Health and Human Services, Department of	Direct		TL1 TR002242	93.350	National Center for Advancing Translational Sciences	185,319	-
Health and Human Services, Department of	Pass-Through	Johns Hopkins University	2003177745	93.350	National Center for Advancing Translational Sciences	34,588	-
Health and Human Services, Department of	Pass-Through	University of South Florida	6119-1359-11-B	93.350	National Center for Advancing Translational Sciences	381,155	-
Health and Human Services, Department of	Pass-Through	University of Washington	UWSC9391	93.350	National Center for Advancing Translational Sciences	100,599	-
						\$ 11,342,744	\$ -
Health and Human Services, Department of	Direct		1 R21 OD023194-01A1	93.351	Research Infrastructure Programs	21,112	-
Health and Human Services, Department of	Direct		1 S10 OD021619-01	93.351	Research Infrastructure Programs	1,217,450	-
Health and Human Services, Department of	Direct		5 K26 OD016502-03	93.351	Research Infrastructure Programs	(5,868)	-
Health and Human Services, Department of	Direct		5 K26 OD016502-05	93.351	Research Infrastructure Programs	103,807	-
Health and Human Services, Department of	Direct		5 P40OD021331-03	93.351	Research Infrastructure Programs	446,777	-
Health and Human Services, Department of	Direct		5 R21 OD018265-02	93.351	Research Infrastructure Programs	97,310	-
Health and Human Services, Department of	Direct		5 R21 OD0201087-02	93.351	Research Infrastructure Programs	223,432	-
						\$ 2,104,020	\$ -
Health and Human Services, Department of	Direct		4 U1HP26979-03-02	93.359	Nurse Education, Practice Quality and Retention Grants	206,734	-
Health and Human Services, Department of	Direct		6UD7HP28536-01-02	93.359	Nurse Education, Practice Quality and Retention Grants	285,064	181,179
						\$ 491,798	\$ 181,179
						\$ 105,848	\$ -
Health and Human Services, Department of	Direct		1 R01 NR016093-01A1	93.361	Nursing Research	346,567	-
Health and Human Services, Department of	Direct		4 R01 NR013861-05	93.361	Nursing Research	233,392	-
Health and Human Services, Department of	Direct		5 P20 NR015331-04	93.361	Nursing Research	13,894	588
Health and Human Services, Department of	Direct		5 R01 NR012011-05	93.361	Nursing Research	598,340	289,511
Health and Human Services, Department of	Direct		5 R01 NR013658-04	93.361	Nursing Research	(10,399)	-
Health and Human Services, Department of	Direct		5 R01 NR014200-04	93.361	Nursing Research	157,614	-
Health and Human Services, Department of	Direct		5 R01 NR014484-03	93.361	Nursing Research	362,288	-
Health and Human Services, Department of	Direct		5 R01 NR016123-02	93.361	Nursing Research	(1,147)	-
Health and Human Services, Department of	Direct		5 R03 NR014515-02	93.361	Nursing Research	38,154	-
Health and Human Services, Department of	Pass-Through	Henry Ford Health System	B11112MSU	93.361	Nursing Research	74,172	-
Health and Human Services, Department of	Pass-Through	Indiana University	IN4679348UM	93.361	Nursing Research	95,732	-
Health and Human Services, Department of	Pass-Through	Michigan State University	RC106970UM	93.361	Nursing Research	3,401	-
Health and Human Services, Department of	Pass-Through	Wayne State University	WSU17046	93.361	Nursing Research	2,017,856	290,099
						\$ (432)	\$ -
Health and Human Services, Department of	Direct		3 R25 RR022703-05S1	93.389	National Center for Research Resources	70,849	-
Health and Human Services, Department of	Pass-Through	Michigan State University	RC103659UM	93.389	National Center for Research Resources	70,417	-
						\$ 267,842	\$ 83,722
Health and Human Services, Department of	Direct		1 R01 CA201415-01A1	93.393	Cancer Cause and Prevention Research	21,462	-
Health and Human Services, Department of	Direct		1 R03 CA184478-02	93.393	Cancer Cause and Prevention Research	48,642	-
Health and Human Services, Department of	Direct		1 R21 CA204560-01A1	93.393	Cancer Cause and Prevention Research	(6,927)	-
Health and Human Services, Department of	Direct		2 R01 CA130899-06A1	93.393	Cancer Cause and Prevention Research	256,747	-
Health and Human Services, Department of	Direct		2 R21 CA190911-02	93.393	Cancer Cause and Prevention Research	1,791,610	377,008
Health and Human Services, Department of	Direct		4 P01 CA163233-05	93.393	Cancer Cause and Prevention Research	195,754	-
Health and Human Services, Department of	Direct		4 R01 CA168691-04	93.393	Cancer Cause and Prevention Research	266,666	54,785
Health and Human Services, Department of	Direct		4 U01 CA162147-05	93.393	Cancer Cause and Prevention Research	543,192	-
Health and Human Services, Department of	Direct		5 1 R01 CA174768-04	93.393	Cancer Cause and Prevention Research	232,556	33,163
Health and Human Services, Department of	Direct		5 21 CA191186-04	93.393	Cancer Cause and Prevention Research	514,778	171,053
Health and Human Services, Department of	Direct		5 P01 CA163233-04	93.393	Cancer Cause and Prevention Research	54,678	-
Health and Human Services, Department of	Direct		5 R00-CA167644-05	93.393	Cancer Cause and Prevention Research	167,948	-
Health and Human Services, Department of	Direct		5 R01 CA074552-18	93.393	Cancer Cause and Prevention Research	131	-
Health and Human Services, Department of	Direct		5 R01 CA087837-14	93.393	Cancer Cause and Prevention Research	12,413	(61)
Health and Human Services, Department of	Direct		5 R01 CA129102-07	93.393	Cancer Cause and Prevention Research	(372)	-
Health and Human Services, Department of	Direct		5 R01 CA148828-05	93.393	Cancer Cause and Prevention Research	649,927	141,663
Health and Human Services, Department of	Direct		5 R01 CA152192-05	93.393	Cancer Cause and Prevention Research	129,523	22,069
Health and Human Services, Department of	Direct		5 R01 CA152413-04	93.393	Cancer Cause and Prevention Research	(547)	-
Health and Human Services, Department of	Direct		5 R01 CA154365-05	93.393	Cancer Cause and Prevention Research	176,640	2,085
Health and Human Services, Department of	Direct		5 R01 CA158286-05	93.393	Cancer Cause and Prevention Research	(6,490)	-
Health and Human Services, Department of	Direct		5 R01 CA166879-03	93.393	Cancer Cause and Prevention Research	-	-

University of Michigan
Schedule of Expenditures of Federal Awards
For the Year Ended June 30, 2017

Cluster Title/Federal Grantor/Program	Type	Pass-Through Grantor	Award Identifier	CFDA Number	CFDA Program Title	Federal Expenditures	Pass-Through
Health and Human Services, Department of	Direct		5 R01 CA166879-05	93.393	Cancer Cause and Prevention Research	371,667	-
Health and Human Services, Department of	Direct		5 R01 CA171277-05	93.393	Cancer Cause and Prevention Research	304,562	-
Health and Human Services, Department of	Direct		5 R01 CA189352-03	93.393	Cancer Cause and Prevention Research	456,929	-
Health and Human Services, Department of	Direct		5 R01 CA200731-02	93.393	Cancer Cause and Prevention Research	332,007	-
Health and Human Services, Department of	Direct		5 R01 CA201198-02	93.393	Cancer Cause and Prevention Research	437,281	-
Health and Human Services, Department of	Direct		5 R01 CA201356-02	93.393	Cancer Cause and Prevention Research	241,414	35,865
Health and Human Services, Department of	Direct		5 R01 CA203542-02	93.393	Cancer Cause and Prevention Research	557,013	-
Health and Human Services, Department of	Direct		5 R01 CA206010-02	93.393	Cancer Cause and Prevention Research	351,916	-
Health and Human Services, Department of	Direct		5 R03 CA186183-02	93.393	Cancer Cause and Prevention Research	72,438	-
Health and Human Services, Department of	Direct		5 R21 CA172892-03	93.393	Cancer Cause and Prevention Research	99,801	50,879
Health and Human Services, Department of	Direct		5 R21 CA183084-02	93.393	Cancer Cause and Prevention Research	(6,950)	-
Health and Human Services, Department of	Direct		5 R21 CA187537-02	93.393	Cancer Cause and Prevention Research	101,126	-
Health and Human Services, Department of	Direct		5 R21 CA191744-02	93.393	Cancer Cause and Prevention Research	117,688	-
Health and Human Services, Department of	Direct		5 R21 CA201782-02	93.393	Cancer Cause and Prevention Research	192,726	-
Health and Human Services, Department of	Direct		5 U01 CA162147-04	93.393	Cancer Cause and Prevention Research	(32,914)	26,935
Health and Human Services, Department of	Direct		5 U01 CA182915-04	93.393	Cancer Cause and Prevention Research	641,718	-
Health and Human Services, Department of	Direct		5 U01 CA199284-03	93.393	Cancer Cause and Prevention Research	1,605,375	1,132,737
Health and Human Services, Department of	Pass-Through	Georgetown University	412187 _GR411954-UM	93.393	Cancer Cause and Prevention Research	8,160	-
Health and Human Services, Department of	Pass-Through	Hutchinson, Fred, Cancer Research Center	0000812104	93.393	Cancer Cause and Prevention Research	(518)	-
Health and Human Services, Department of	Pass-Through	Hutchinson, Fred, Cancer Research Center	0000844751	93.393	Cancer Cause and Prevention Research	129,088	-
Health and Human Services, Department of	Pass-Through	Hutchinson, Fred, Cancer Research Center	0000845114	93.393	Cancer Cause and Prevention Research	27,397	-
Health and Human Services, Department of	Pass-Through	Hutchinson, Fred, Cancer Research Center	000879633	93.393	Cancer Cause and Prevention Research	197,532	-
Health and Human Services, Department of	Pass-Through	ImBio	20	93.393	Cancer Cause and Prevention Research	54,648	-
Health and Human Services, Department of	Pass-Through	Massachusetts General Hospital	217238	93.393	Cancer Cause and Prevention Research	876	-
Health and Human Services, Department of	Pass-Through	Massachusetts General Hospital	226969	93.393	Cancer Cause and Prevention Research	18,144	-
Health and Human Services, Department of	Pass-Through	Mayo Clinic	63778901	93.393	Cancer Cause and Prevention Research	4,518	-
Health and Human Services, Department of	Pass-Through	Memorial Sloan-Kettering Cancer Center (MSKCC)	BD519865A	93.393	Cancer Cause and Prevention Research	26,127	-
Health and Human Services, Department of	Pass-Through	Michigan State University	RC100161UM	93.393	Cancer Cause and Prevention Research	18,433	-
Health and Human Services, Department of	Pass-Through	Northwestern University	60041989 UM	93.393	Cancer Cause and Prevention Research	67,143	-
Health and Human Services, Department of	Pass-Through	Ohio State University, The	60045865	93.393	Cancer Cause and Prevention Research	21,457	-
Health and Human Services, Department of	Pass-Through	Ohio State University, The	RF01456068	93.393	Cancer Cause and Prevention Research	35,549	-
Health and Human Services, Department of	Pass-Through	Purdue University	4102-41070	93.393	Cancer Cause and Prevention Research	98,147	-
Health and Human Services, Department of	Pass-Through	RAND Corporation	9920120105	93.393	Cancer Cause and Prevention Research	58,205	-
Health and Human Services, Department of	Pass-Through	University of Alabama at Birmingham (UAB)	000508050-002	93.393	Cancer Cause and Prevention Research	1,800	-
Health and Human Services, Department of	Pass-Through	University of Illinois at Chicago	054086-00001	93.393	Cancer Cause and Prevention Research	4,169	-
Health and Human Services, Department of	Pass-Through	University of North Carolina at Chapel Hill	5106265	93.393	Cancer Cause and Prevention Research	28,005	-
Health and Human Services, Department of	Pass-Through	University of Pennsylvania	569853/10058259/25386-00	93.393	Cancer Cause and Prevention Research	33,466	-
Health and Human Services, Department of	Pass-Through	University of South Carolina	14-2458	93.393	Cancer Cause and Prevention Research	(35,627)	-
Health and Human Services, Department of	Pass-Through	University of South Carolina	16-3106	93.393	Cancer Cause and Prevention Research	106,616	-
Health and Human Services, Department of	Pass-Through	University of Southern California	57914989	93.393	Cancer Cause and Prevention Research	45,038	-
Health and Human Services, Department of	Pass-Through	University of Southern California	65281593	93.393	Cancer Cause and Prevention Research	20,606	-
Health and Human Services, Department of	Pass-Through	Virginia Commonwealth University	PD304087-SC106363	93.393	Cancer Cause and Prevention Research	26,141	-
						\$ 12,155,090	\$ 2,131,903
Health and Human Services, Department of	Direct		1 R01 CA186769-04	93.394	Cancer Detection and Diagnosis Research	268,151	-
Health and Human Services, Department of	Direct		1 R01 CA208335-01A1	93.394	Cancer Detection and Diagnosis Research	178,356	-
Health and Human Services, Department of	Direct		1 R01 CA210237-02	93.394	Cancer Detection and Diagnosis Research	226,156	-
Health and Human Services, Department of	Direct		1 R33 CA202867-01	93.394	Cancer Detection and Diagnosis Research	467,498	-
Health and Human Services, Department of	Direct		5 P01 CA085878-12	93.394	Cancer Detection and Diagnosis Research	50,002	28,668
Health and Human Services, Department of	Direct		5 P01 CA085878-14	93.394	Cancer Detection and Diagnosis Research	2,438,773	294,767
Health and Human Services, Department of	Direct		5 R01 CA134688-05	93.394	Cancer Detection and Diagnosis Research	(4,112)	-
Health and Human Services, Department of	Direct		5 R01 CA142750-05	93.394	Cancer Detection and Diagnosis Research	(278)	-
Health and Human Services, Department of	Direct		5 R01 CA151443-05	93.394	Cancer Detection and Diagnosis Research	395,588	23,771
Health and Human Services, Department of	Direct		5 R01 CA160254-04	93.394	Cancer Detection and Diagnosis Research	188	-
Health and Human Services, Department of	Direct		5 R01 CA160254-06	93.394	Cancer Detection and Diagnosis Research	512,376	75,699
Health and Human Services, Department of	Direct		5 R01 CA190299-03	93.394	Cancer Detection and Diagnosis Research	490,030	280,565
Health and Human Services, Department of	Direct		5 R01 CA194536-02	93.394	Cancer Detection and Diagnosis Research	571,072	-
Health and Human Services, Department of	Direct		5 R21 CA188481-02	93.394	Cancer Detection and Diagnosis Research	109,505	5,087
Health and Human Services, Department of	Direct		5 R21 CA189775-02	93.394	Cancer Detection and Diagnosis Research	77,609	-
Health and Human Services, Department of	Direct		5 R21 CA191052-02	93.394	Cancer Detection and Diagnosis Research	140,957	-
Health and Human Services, Department of	Direct		5 R21 CA198730-02	93.394	Cancer Detection and Diagnosis Research	149,266	-
Health and Human Services, Department of	Direct		5 R21 CA205414-02	93.394	Cancer Detection and Diagnosis Research	202,807	37,452
Health and Human Services, Department of	Direct		5 R35 CA197701-02	93.394	Cancer Detection and Diagnosis Research	840,154	-
Health and Human Services, Department of	Direct		5 U01 CA086400-15	93.394	Cancer Detection and Diagnosis Research	(94,515)	-
Health and Human Services, Department of	Direct		5 U01 CA086400-17	93.394	Cancer Detection and Diagnosis Research	905,182	210,421
Health and Human Services, Department of	Direct		5 U01 CA166104-06	93.394	Cancer Detection and Diagnosis Research	523,800	153,108
Health and Human Services, Department of	Direct		5 U01 CA179106-04	93.394	Cancer Detection and Diagnosis Research	542,794	-
Health and Human Services, Department of	Direct		5 U01 CA183027-03	93.394	Cancer Detection and Diagnosis Research	163,641	-
Health and Human Services, Department of	Direct		5 U01 CA183848-04	93.394	Cancer Detection and Diagnosis Research	380,736	-
Health and Human Services, Department of	Direct		5 U01 CA189291-03	93.394	Cancer Detection and Diagnosis Research	560,462	-
Health and Human Services, Department of	Direct		5 U01 CA195599-03	93.394	Cancer Detection and Diagnosis Research	391,360	-
Health and Human Services, Department of	Direct		5 U01 CA214170-02	93.394	Cancer Detection and Diagnosis Research	402,917	-
Health and Human Services, Department of	Direct		5 U24 CA210967-02	93.394	Cancer Detection and Diagnosis Research	630,519	-
Health and Human Services, Department of	Direct		7 R33 CA177462-04	93.394	Cancer Detection and Diagnosis Research	39,731	-
Health and Human Services, Department of	Pass-Through	Case Western Reserve University	RESS11502	93.394	Cancer Detection and Diagnosis Research	4,133	-
Health and Human Services, Department of	Pass-Through	Duke University	2034686	93.394	Cancer Detection and Diagnosis Research	27,365	-
Health and Human Services, Department of	Pass-Through	HealthPartners Institute for Education and Research	X1301200MICH	93.394	Cancer Detection and Diagnosis Research	1,722	-
Health and Human Services, Department of	Pass-Through	Hutchinson, Fred, Cancer Research Center	0000853873	93.394	Cancer Detection and Diagnosis Research	25,054	-
Health and Human Services, Department of	Pass-Through	Hutchinson, Fred, Cancer Research Center	0000851457/Proj.214681	93.394	Cancer Detection and Diagnosis Research	6,564	-

University of Michigan
Schedule of Expenditures of Federal Awards
For the Year Ended June 30, 2017

Cluster Title/Federal Grantor/Program	Type	Pass-Through Grantor	Award Identifier	CFDA Number	CFDA Program Title	Federal Expenditures	Pass-Through
Health and Human Services, Department of	Pass-Through	Hutchinson, Fred, Cancer Research Center	0000856842-Project 214712	93.394	Cancer Detection and Diagnosis Research	2,216	-
Health and Human Services, Department of	Pass-Through	Hutchinson, Fred, Cancer Research Center	0000879068-Project 214681	93.394	Cancer Detection and Diagnosis Research	54,627	-
Health and Human Services, Department of	Pass-Through	Light Age, Inc	Grant #: 1R43CA206756-01	93.394	Cancer Detection and Diagnosis Research	101,300	-
Health and Human Services, Department of	Pass-Through	M.D. Anderson Cancer Center	00004191	93.394	Cancer Detection and Diagnosis Research	17,871	-
Health and Human Services, Department of	Pass-Through	The Research Institute at Nationwide Children's Hospital	820389BF	93.394	Cancer Detection and Diagnosis Research	25,660	-
Health and Human Services, Department of	Pass-Through	University of Akron	540180-UM	93.394	Cancer Detection and Diagnosis Research	7,591	-
Health and Human Services, Department of	Pass-Through	University of Colorado	Project No. 2-5-27544	93.394	Cancer Detection and Diagnosis Research	133,376	-
Health and Human Services, Department of	Pass-Through	University of Texas Southwestern Medical Center	GMO 170509	93.394	Cancer Detection and Diagnosis Research	55,490	-
Health and Human Services, Department of	Pass-Through	University of Washington	UWSC8459	93.394	Cancer Detection and Diagnosis Research	309,455	-
Health and Human Services, Department of	Pass-Through	Vanderbilt University	VUMC 58570	93.394	Cancer Detection and Diagnosis Research	(1,789)	-
Health and Human Services, Department of	Pass-Through	Vanderbilt University Medical Center	VUMC 58570	93.394	Cancer Detection and Diagnosis Research	23,630	-
						\$ 12,354,990	\$ 1,109,538
Health and Human Services, Department of	Direct		1 R01 CA166033-03	93.395	Cancer Treatment Research	(5,538)	-
Health and Human Services, Department of	Direct		1 R01 CA211016-01	93.395	Cancer Treatment Research	155,018	-
Health and Human Services, Department of	Direct		1 R01 CA214567-01	93.395	Cancer Treatment Research	37,604	-
Health and Human Services, Department of	Direct		1 R01 CA215758-01	93.395	Cancer Treatment Research	48,076	-
Health and Human Services, Department of	Direct		1 R03 CA191952-01	93.395	Cancer Treatment Research	(9,023)	-
Health and Human Services, Department of	Direct		1 U01 CA216449-01	93.395	Cancer Treatment Research	99,659	-
Health and Human Services, Department of	Direct		2 R01 CA160467-06	93.395	Cancer Treatment Research	12,112	-
Health and Human Services, Department of	Direct		4 R00 CA194163-03	93.395	Cancer Treatment Research	12,630	-
Health and Human Services, Department of	Direct		4 R01 CA155198-05	93.395	Cancer Treatment Research	340,335	-
Health and Human Services, Department of	Direct		4 R01 CA163345-05	93.395	Cancer Treatment Research	243,505	-
Health and Human Services, Department of	Direct		4 R01 CA163737-05	93.395	Cancer Treatment Research	282,725	-
Health and Human Services, Department of	Direct		4 R01 CA163895-05	93.395	Cancer Treatment Research	307,883	-
Health and Human Services, Department of	Direct		4 R01 CA166033-05	93.395	Cancer Treatment Research	551,840	1,525
Health and Human Services, Department of	Direct		4 R01 CA177307-04	93.395	Cancer Treatment Research	486,616	-
Health and Human Services, Department of	Direct		5 P01 CA059827-19	93.395	Cancer Treatment Research	3,062,387	-
Health and Human Services, Department of	Direct		5 R01 CA108874-10	93.395	Cancer Treatment Research	32,032	21,510
Health and Human Services, Department of	Direct		5 R01 CA114612-09	93.395	Cancer Treatment Research	(136)	-
Health and Human Services, Department of	Direct		5 R01 CA125187-08S2	93.395	Cancer Treatment Research	(1,170)	-
Health and Human Services, Department of	Direct		5 R01 CA125187-10S1	93.395	Cancer Treatment Research	318,476	-
Health and Human Services, Department of	Direct		5 R01 CA132834-06	93.395	Cancer Treatment Research	81,237	-
Health and Human Services, Department of	Direct		5 R01 CA133046-09	93.395	Cancer Treatment Research	319,802	-
Health and Human Services, Department of	Direct		5 R01 CA138723-06	93.395	Cancer Treatment Research	2,080	-
Health and Human Services, Department of	Direct		5 R01 CA140667-07	93.395	Cancer Treatment Research	370,054	-
Health and Human Services, Department of	Direct		5 R01 CA155198-04	93.395	Cancer Treatment Research	(24,882)	-
Health and Human Services, Department of	Direct		5 R01 CA160467-05	93.395	Cancer Treatment Research	236,229	-
Health and Human Services, Department of	Direct		5 R01 CA160981-05	93.395	Cancer Treatment Research	108,338	-
Health and Human Services, Department of	Direct		5 R01 CA163345-04	93.395	Cancer Treatment Research	(5,615)	-
Health and Human Services, Department of	Direct		5 R01 CA163737-04	93.395	Cancer Treatment Research	41,417	-
Health and Human Services, Department of	Direct		5 R01 CA170198-04	93.395	Cancer Treatment Research	353,158	-
Health and Human Services, Department of	Direct		5 R01 CA177307-03	93.395	Cancer Treatment Research	(58,542)	-
Health and Human Services, Department of	Direct		5 R01 CA181185-03	93.395	Cancer Treatment Research	204,475	-
Health and Human Services, Department of	Direct		5 R01 CA184153-03	93.395	Cancer Treatment Research	501,525	-
Health and Human Services, Department of	Direct		5 R01 CA187004-03	93.395	Cancer Treatment Research	256,255	-
Health and Human Services, Department of	Direct		5 R01 CA188252-03	93.395	Cancer Treatment Research	397,559	-
Health and Human Services, Department of	Direct		5 R01 CA188323-04	93.395	Cancer Treatment Research	368,532	-
Health and Human Services, Department of	Direct		5 R01 CA190498-03	93.395	Cancer Treatment Research	236,307	-
Health and Human Services, Department of	Direct		5 R01 CA193690-03	93.395	Cancer Treatment Research	525,727	-
Health and Human Services, Department of	Direct		5 R01 CA200660-02	93.395	Cancer Treatment Research	269,584	-
Health and Human Services, Department of	Direct		5 R01 CA201204-02	93.395	Cancer Treatment Research	136,325	-
Health and Human Services, Department of	Direct		5 R01 CA207272-02	93.395	Cancer Treatment Research	194,714	26,188
Health and Human Services, Department of	Direct		5 R21 CA184479-02	93.395	Cancer Treatment Research	257,614	-
Health and Human Services, Department of	Direct		5 R21 CA198776-02	93.395	Cancer Treatment Research	171,280	-
Health and Human Services, Department of	Direct		5 R21 CA205636-02	93.395	Cancer Treatment Research	162,617	-
Health and Human Services, Department of	Direct		5 R21 CA209166-02	93.395	Cancer Treatment Research	150,684	-
Health and Human Services, Department of	Direct		5 U10 CA180801-04	93.395	Cancer Treatment Research	774,582	-
Health and Human Services, Department of	Direct		5R21CA175857-02	93.395	Cancer Treatment Research	(465)	-
Health and Human Services, Department of	Direct		R01-CA48129	93.395	Cancer Treatment Research	-	-
Health and Human Services, Department of	Pass-Through	Cancer Trials Support Unit (CTSU)	Various Checks	93.395	Cancer Treatment Research	8,300	-
Health and Human Services, Department of	Pass-Through	Cleveland Clinic Foundation (CCF)	R01 CA168899	93.395	Cancer Treatment Research	104,208	-
Health and Human Services, Department of	Pass-Through	Cold Spring Harbor Lab	55600215	93.395	Cancer Treatment Research	49,303	-
Health and Human Services, Department of	Pass-Through	Colorado State University	G-33008-1	93.395	Cancer Treatment Research	91,039	-
Health and Human Services, Department of	Pass-Through	Eastern Cooperative Oncology Group (ECOG)	1UG1CA189828-01-MICH2	93.395	Cancer Treatment Research	(11,121)	-
Health and Human Services, Department of	Pass-Through	ECOG-ACRIN Medical Research Foundation, Inc	1UG1CA18928-01-MICH1	93.395	Cancer Treatment Research	10,435	-
Health and Human Services, Department of	Pass-Through	ECOG-ACRIN Medical Research Foundation, Inc	1UG1CA189828-01-MICH3	93.395	Cancer Treatment Research	97,626	-
Health and Human Services, Department of	Pass-Through	ECOG-ACRIN Medical Research Foundation, Inc	U10 CA180820 01 MICH1	93.395	Cancer Treatment Research	2,625	-
Health and Human Services, Department of	Pass-Through	Indiana University	IN-4689603-UM	93.395	Cancer Treatment Research	50,774	-
Health and Human Services, Department of	Pass-Through	Integrated Sensors, LLC	Research Agreement	93.395	Cancer Treatment Research	(23)	-
Health and Human Services, Department of	Pass-Through	Oregon Health and Science University	1005019_UMI	93.395	Cancer Treatment Research	15,413	-
Health and Human Services, Department of	Pass-Through	Oregon Health and Science University	1005019_UMI_Baker	93.395	Cancer Treatment Research	5,271	-
Health and Human Services, Department of	Pass-Through	Oregon Health and Science University	1005019_UMI_Leja	93.395	Cancer Treatment Research	33,443	-
Health and Human Services, Department of	Pass-Through	Oregon Health and Science University	1005019_UMI_Valdivieso	93.395	Cancer Treatment Research	48,311	-
Health and Human Services, Department of	Pass-Through	Oregon Health and Science University	9009627_UMI_SCHOTT	93.395	Cancer Treatment Research	303,973	-
Health and Human Services, Department of	Pass-Through	Oregon Health and Science University	accept today's date	93.395	Cancer Treatment Research	4,783	-
Health and Human Services, Department of	Pass-Through	The Icahn School of Medicine at Mount Sinai (ISMMS)	0254-3841-4609	93.395	Cancer Treatment Research	235,297	-
Health and Human Services, Department of	Pass-Through	University of Alabama at Birmingham (UAB)	7R01CA166559-04	93.395	Cancer Treatment Research	7,487	-
Health and Human Services, Department of	Pass-Through	University of Kansas	FY2013-050-M2	93.395	Cancer Treatment Research	4	-

University of Michigan
Schedule of Expenditures of Federal Awards
For the Year Ended June 30, 2017

Cluster Title/Federal Grantor/Program	Type	Pass-Through Grantor	Award Identifier	CFDA Number	CFDA Program Title	Federal Expenditures	Pass-Through
Health and Human Services, Department of	Pass-Through	University of Kansas	FY2016-041-M1	93.395	Cancer Treatment Research	102,919	-
Health and Human Services, Department of	Pass-Through	University of Pennsylvania	565103	93.395	Cancer Treatment Research	(8,756)	-
Health and Human Services, Department of	Pass-Through	University of Pennsylvania	567087	93.395	Cancer Treatment Research	2,558	-
Health and Human Services, Department of	Pass-Through	Washington University	WU-15-4	93.395	Cancer Treatment Research	(12)	-
						\$ 13,159,479	\$ 49,223
Health and Human Services, Department of	Direct		1 R01 CA203810-01A1	93.396	Cancer Biology Research	74,677	-
Health and Human Services, Department of	Direct		1 R01 CA204969-01A1	93.396	Cancer Biology Research	24,121	-
Health and Human Services, Department of	Direct		1 R03 CA211817-01	93.396	Cancer Biology Research	93,442	-
Health and Human Services, Department of	Direct		1 R21 CA214233-01	93.396	Cancer Biology Research	3,161	-
Health and Human Services, Department of	Direct		1 U01 CA210152-01A1	93.396	Cancer Biology Research	98,556	-
Health and Human Services, Department of	Direct		2 UH2 CA213386-02	93.396	Cancer Biology Research	40,297	-
Health and Human Services, Department of	Direct		5 P01 CA093900-13	93.396	Cancer Biology Research	1,769,792	212,507
Health and Human Services, Department of	Direct		5 R01 CA082223-15	93.396	Cancer Biology Research	108,268	-
Health and Human Services, Department of	Direct		5 R01 CA088308-15	93.396	Cancer Biology Research	33,771	-
Health and Human Services, Department of	Direct		5 R01 CA107469-12	93.396	Cancer Biology Research	216,883	-
Health and Human Services, Department of	Direct		5 R01 CA1090554-03	93.396	Cancer Biology Research	456,224	-
Health and Human Services, Department of	Direct		5 R01 CA118762-10	93.396	Cancer Biology Research	72,165	-
Health and Human Services, Department of	Direct		5 R01 CA125577-10	93.396	Cancer Biology Research	250,410	3,962
Health and Human Services, Department of	Direct		5 R01 CA129765-08	93.396	Cancer Biology Research	(880)	-
Health and Human Services, Department of	Direct		5 R01 CA131045-07	93.396	Cancer Biology Research	203,507	-
Health and Human Services, Department of	Direct		5 R01 CA148621-05	93.396	Cancer Biology Research	189,284	-
Health and Human Services, Department of	Direct		5 R01 CA148828-08	93.396	Cancer Biology Research	462,690	-
Health and Human Services, Department of	Direct		5 R01 CA151588-05	93.396	Cancer Biology Research	(21,839)	-
Health and Human Services, Department of	Direct		5 R01 CA151588-07S1	93.396	Cancer Biology Research	337,646	-
Health and Human Services, Department of	Direct		5 R01 CA151842-05	93.396	Cancer Biology Research	(180)	-
Health and Human Services, Department of	Direct		5 R01 CA152470-05	93.396	Cancer Biology Research	(2,424)	-
Health and Human Services, Department of	Direct		5 R01 CA156744-07	93.396	Cancer Biology Research	292,907	-
Health and Human Services, Department of	Direct		5 R01 CA171306-05	93.396	Cancer Biology Research	623,695	-
Health and Human Services, Department of	Direct		5 R01 CA173745-07	93.396	Cancer Biology Research	853,057	268,001
Health and Human Services, Department of	Direct		5 R01 CA173878-03	93.396	Cancer Biology Research	(2,631)	-
Health and Human Services, Department of	Direct		5 R01 CA173878-05	93.396	Cancer Biology Research	436,867	26,320
Health and Human Services, Department of	Direct		5 R01 CA174836-03	93.396	Cancer Biology Research	287,388	-
Health and Human Services, Department of	Direct		5 R01 CA183857-04	93.396	Cancer Biology Research	255,464	-
Health and Human Services, Department of	Direct		5 R01 CA187903-03	93.396	Cancer Biology Research	356,975	-
Health and Human Services, Department of	Direct		5 R01 CA190176-03	93.396	Cancer Biology Research	500,526	-
Health and Human Services, Department of	Direct		5 R01 CA190384-03	93.396	Cancer Biology Research	517,593	248,605
Health and Human Services, Department of	Direct		5 R01 CA193136-03	93.396	Cancer Biology Research	476,798	-
Health and Human Services, Department of	Direct		5 R01 CA195655-04	93.396	Cancer Biology Research	481,630	-
Health and Human Services, Department of	Direct		5 R01 CA196018-03	93.396	Cancer Biology Research	427,405	-
Health and Human Services, Department of	Direct		5 R01 CA196604-03	93.396	Cancer Biology Research	421,486	-
Health and Human Services, Department of	Direct		5 R01 CA196619-02	93.396	Cancer Biology Research	497,792	-
Health and Human Services, Department of	Direct		5 R01 CA198074-03	93.396	Cancer Biology Research	492,420	-
Health and Human Services, Department of	Direct		5 R01 CA202018-02	93.396	Cancer Biology Research	371,197	-
Health and Human Services, Department of	Direct		5 R21 CA198404-02	93.396	Cancer Biology Research	91,550	-
Health and Human Services, Department of	Direct		5 R35 CA197585-02	93.396	Cancer Biology Research	1,162,663	-
Health and Human Services, Department of	Direct		5R21 CA181855-03	93.396	Cancer Biology Research	162,944	-
Health and Human Services, Department of	Direct		R21 CA195016-02	93.396	Cancer Biology Research	147,636	-
Health and Human Services, Department of	Pass-Through	Baylor College of Medicine	12177535	93.396	Cancer Biology Research	(17,337)	-
Health and Human Services, Department of	Pass-Through	Baylor College of Medicine	7000000298	93.396	Cancer Biology Research	36,371	-
Health and Human Services, Department of	Pass-Through	Beth Israel Deaconess Medical Center	Sub award 01029116	93.396	Cancer Biology Research	112,419	-
Health and Human Services, Department of	Pass-Through	Case Western Reserve University	RES508111	93.396	Cancer Biology Research	21,814	-
Health and Human Services, Department of	Pass-Through	Children's National Medical Center	30003498-01	93.396	Cancer Biology Research	205,112	-
Health and Human Services, Department of	Pass-Through	Cold Spring Harbor Lab	Award# 25604557; PO# 920809-SV	93.396	Cancer Biology Research	27,170	-
Health and Human Services, Department of	Pass-Through	Columbia University	1 (GG010518)	93.396	Cancer Biology Research	30,408	-
Health and Human Services, Department of	Pass-Through	Mayo Clinic	UOW-208812	93.396	Cancer Biology Research	15,376	-
Health and Human Services, Department of	Pass-Through	Roswell Park Cancer Institute	21-01	93.396	Cancer Biology Research	(5,418)	-
Health and Human Services, Department of	Pass-Through	University of California - San Francisco	8545sc	93.396	Cancer Biology Research	16,034	-
Health and Human Services, Department of	Pass-Through	University of Chicago	FP000411-D	93.396	Cancer Biology Research	14,714	-
Health and Human Services, Department of	Pass-Through	University of Pittsburgh	0034092 (123677-1)	93.396	Cancer Biology Research	32,774	-
Health and Human Services, Department of	Pass-Through	University of Rochester	416456-G	93.396	Cancer Biology Research	11,343	-
Health and Human Services, Department of	Pass-Through	University of Southern California	58065388	93.396	Cancer Biology Research	156,742	-
Health and Human Services, Department of	Pass-Through	University of Southern California	94435417	93.396	Cancer Biology Research	73,312	-
Health and Human Services, Department of	Pass-Through	Wayne State University	WSU15070, 300991	93.396	Cancer Biology Research	101,356	-
						\$ 14,097,123	\$ 759,395
Health and Human Services, Department of	Direct		2 U54 CA163059-06	93.397	Cancer Centers Support Grants	99,754	-
Health and Human Services, Department of	Direct		3 P30 CA046592-28S5	93.397	Cancer Centers Support Grants	7,087,790	-
Health and Human Services, Department of	Direct		3 P50 CA130810-05S2	93.397	Cancer Centers Support Grants	718,731	-
Health and Human Services, Department of	Direct		5 P30 CA046592-27	93.397	Cancer Centers Support Grants	(172,658)	-
Health and Human Services, Department of	Direct		5 P50 CA097248-10S1	93.397	Cancer Centers Support Grants	(7,879)	-
Health and Human Services, Department of	Direct		5 P50 CA130810-05S2	93.397	Cancer Centers Support Grants	10,271	-
Health and Human Services, Department of	Direct		5 P50 CA186786-04	93.397	Cancer Centers Support Grants	2,305,010	34,136
Health and Human Services, Department of	Direct		5 R01 CA193377-02	93.397	Cancer Centers Support Grants	573,583	-
Health and Human Services, Department of	Direct		5 U54 CA163124-05	93.397	Cancer Centers Support Grants	325,536	272,824
Health and Human Services, Department of	Pass-Through	Columbia University	Subaward #3(Acct #5-30761)	93.397	Cancer Centers Support Grants	10,743	-
Health and Human Services, Department of	Pass-Through	Sarcoma Alliance for Research Through Collaboration (SARC)	7.3	93.397	Cancer Centers Support Grants	38,816	-
Health and Human Services, Department of	Pass-Through	Sarcoma Alliance for Research Through Collaboration (SARC)	7.3	93.397	Cancer Centers Support Grants	34,232	-
Health and Human Services, Department of	Pass-Through	Sarcoma Alliance for Research Through Collaboration (SARC)	DRP-Y3-1-Baker	93.397	Cancer Centers Support Grants	(738)	-
Health and Human Services, Department of	Pass-Through	Sarcoma Alliance for Research Through Collaboration (SARC)	SPORE-Y5-CORE B-PATEL	93.397	Cancer Centers Support Grants	76,353	-

University of Michigan
Schedule of Expenditures of Federal Awards
For the Year Ended June 30, 2017

Cluster Title/Federal Grantor/Program	Type	Pass-Through Grantor	Award Identifier	CFDA Number	CFDA Program Title	Federal Expenditures	Pass-Through
Health and Human Services, Department of	Pass-Through	Sarcoma Alliance for Research Through Collaboration (SARC)	SPORE-Y5-CORE C-UM-SCHUETZE	93.397	Cancer Centers Support Grants	23,435	-
Health and Human Services, Department of	Pass-Through	Sarcoma Alliance for Research Through Collaboration (SARC)	Subaward No. 7.2- project 3	93.397	Cancer Centers Support Grants	308,509	-
Health and Human Services, Department of	Pass-Through	Sarcoma Alliance for Research Through Collaboration (SARC)	Subaward No. 7.3	93.397	Cancer Centers Support Grants	52,499	-
Health and Human Services, Department of	Pass-Through	Wayne State University	WSU15143	93.397	Cancer Centers Support Grants	884	-
						\$ 11,484,871	\$ 306,960
Health and Human Services, Department of	Direct		1 F30 CA213664-01	93.398	Cancer Research Manpower	1,948	-
Health and Human Services, Department of	Direct		1 F31 CA206341-01A1	93.398	Cancer Research Manpower	16,916	-
Health and Human Services, Department of	Direct		1 K07 CA196752-02	93.398	Cancer Research Manpower	159,826	-
Health and Human Services, Department of	Direct		1 K08 CA211362-01	93.398	Cancer Research Manpower	107,314	-
Health and Human Services, Department of	Direct		1 K22 CA177824-02	93.398	Cancer Research Manpower	19,861	-
Health and Human Services, Department of	Direct		1 K99 CA198929-01A1	93.398	Cancer Research Manpower	47,737	-
Health and Human Services, Department of	Direct		1 R25 CA203651-01A1	93.398	Cancer Research Manpower	22,831	-
Health and Human Services, Department of	Direct		4 F30 CA173910-03	93.398	Cancer Research Manpower	18,912	-
Health and Human Services, Department of	Direct		5 F30 CA173910-2	93.398	Cancer Research Manpower	559	-
Health and Human Services, Department of	Direct		5 F30 CA180376-03	93.398	Cancer Research Manpower	(2,399)	-
Health and Human Services, Department of	Direct		5 F30 CA183276-03	93.398	Cancer Research Manpower	14,147	-
Health and Human Services, Department of	Direct		5 F30 CA189316-02	93.398	Cancer Research Manpower	1,033	-
Health and Human Services, Department of	Direct		5 F30 CA196084-03	93.398	Cancer Research Manpower	41,359	-
Health and Human Services, Department of	Direct		5 F30 CA200328-02	93.398	Cancer Research Manpower	38,412	-
Health and Human Services, Department of	Direct		5 F30 CA210379-02	93.398	Cancer Research Manpower	34,325	-
Health and Human Services, Department of	Direct		5 F31 CA189440-03	93.398	Cancer Research Manpower	39,003	-
Health and Human Services, Department of	Direct		5 F31 CA200113-02	93.398	Cancer Research Manpower	32,371	-
Health and Human Services, Department of	Direct		5 F31 CA203272-02	93.398	Cancer Research Manpower	33,230	-
Health and Human Services, Department of	Direct		5 F31 CA203563-02	93.398	Cancer Research Manpower	29,505	-
Health and Human Services, Department of	Direct		5 F31 CA206259-02	93.398	Cancer Research Manpower	40,148	-
Health and Human Services, Department of	Direct		5 F32 CA200144-03	93.398	Cancer Research Manpower	68,150	-
Health and Human Services, Department of	Direct		5 K07 CA154595-05	93.398	Cancer Research Manpower	(1,169)	-
Health and Human Services, Department of	Direct		5 K07 CA163665-04	93.398	Cancer Research Manpower	336	-
Health and Human Services, Department of	Direct		5 K07 CA201052-02	93.398	Cancer Research Manpower	112,184	-
Health and Human Services, Department of	Direct		5 K08 CA158425-05	93.398	Cancer Research Manpower	40,955	-
Health and Human Services, Department of	Direct		5 K08 CA172215-03	93.398	Cancer Research Manpower	(9,285)	-
Health and Human Services, Department of	Direct		5 K08 CA172215-05	93.398	Cancer Research Manpower	188,383	-
Health and Human Services, Department of	Direct		5 K08 CA181475-05	93.398	Cancer Research Manpower	127,655	-
Health and Human Services, Department of	Direct		5 K08 CA190645-02	93.398	Cancer Research Manpower	140,576	-
Health and Human Services, Department of	Direct		5 K08 CA201335-02	93.398	Cancer Research Manpower	114,505	-
Health and Human Services, Department of	Direct		5 K08 CA201581-02	93.398	Cancer Research Manpower	120,945	-
Health and Human Services, Department of	Direct		T32 CA009357	93.398	Cancer Research Manpower	(8,847)	-
Health and Human Services, Department of	Direct		T32 CA009357	93.398	Cancer Research Manpower	329,730	-
Health and Human Services, Department of	Direct		T32 CA009672	93.398	Cancer Research Manpower	(779)	-
Health and Human Services, Department of	Direct		T32 CA009672	93.398	Cancer Research Manpower	195,615	-
Health and Human Services, Department of	Direct		T32 CA009676	93.398	Cancer Research Manpower	(38,856)	-
Health and Human Services, Department of	Direct		T32 CA009676	93.398	Cancer Research Manpower	346,741	-
Health and Human Services, Department of	Direct		T32 CA083654	93.398	Cancer Research Manpower	(116,739)	-
Health and Human Services, Department of	Direct		T32 CA083654	93.398	Cancer Research Manpower	204,889	-
Health and Human Services, Department of	Direct		T32 CA140044	93.398	Cancer Research Manpower	205,427	-
Health and Human Services, Department of	Direct		T32 CA180984	93.398	Cancer Research Manpower	235,990	-
						\$ 2,953,444	\$ -
Health and Human Services, Department of	Direct		1 R01 CA203809-02	93.399	Cancer Control	122,604	-
Health and Human Services, Department of	Direct		5 U54 CA163059-05	93.399	Cancer Control	656,215	98,011
						\$ 778,819	\$ 98,011
NON-ACA/PPHFBuilding Capacity of the Public Health System to Improve Population Health through National Nonprofit Organizations							
Health and Human Services, Department of	Pass-Through	The Association of State and Territorial Health Officials (ASTHO)	74-10873 Req# 672	93.424	ACL National Institute on Disability, Independent Living, and Rehabilitation Research	56,053	-
Health and Human Services, Department of	Direct		90AR5020-0200	93.433	ACL National Institute on Disability, Independent Living, and Rehabilitation Research	177,795	-
Health and Human Services, Department of	Direct		90IF0047-02-02	93.433	ACL National Institute on Disability, Independent Living, and Rehabilitation Research	140,739	67,337
Health and Human Services, Department of	Direct		90IF0094-02-00	93.433	ACL National Institute on Disability, Independent Living, and Rehabilitation Research	159,706	-
Health and Human Services, Department of	Direct		90IF0102-03-00	93.433	ACL National Institute on Disability, Independent Living, and Rehabilitation Research	101,455	-
Health and Human Services, Department of	Direct		90RES5012-03-00	93.433	ACL National Institute on Disability, Independent Living, and Rehabilitation Research	865,118	-
Health and Human Services, Department of	Direct		90SI5000-02-00	93.433	ACL National Institute on Disability, Independent Living, and Rehabilitation Research	103,469	-
Health and Human Services, Department of	Pass-Through	Research Foundation of State University of New York	R985572/R1043616	93.433	ACL National Institute on Disability, Independent Living, and Rehabilitation Research	74,200	-
Health and Human Services, Department of	Pass-Through	University of Buffalo	R1084164	93.433	ACL National Institute on Disability, Independent Living, and Rehabilitation Research	10,559	-
						\$ 1,633,041	\$ 67,337
Health and Human Services, Department of	Direct		4 T89HP20745-01-02	93.510	Affordable Care Act (ACA) Primary Care Residency Expansion Program	25,071	-
Health and Human Services, Department of	Pass-Through	University of Illinois at Chicago	2014-06897-08-00	93.516	Public Health Training Centers Program	32,135	-
Health and Human Services, Department of	Pass-Through	University of Illinois at Chicago	2014-06897-08-00	93.516	Public Health Training Centers Program	68,660	-
						\$ 100,795	\$ -
PPHF Capacity Building Assistance to Strengthen Public Health Immunization Infrastructure and Performance financed in part by Prevention and Public Health Funds							
Health and Human Services, Department of	Pass-Through	Michigan, State of, Health and Human Services, Department of	E20171471-00	93.539		17,560	-

University of Michigan
Schedule of Expenditures of Federal Awards
For the Year Ended June 30, 2017

Cluster Title/Federal Grantor/Program	Type	Pass-Through Grantor	Award Identifier	CFDA Number	CFDA Program Title	Federal Expenditures	Pass-Through
Health and Human Services, Department of	Pass-Through	University of Massachusetts Medical Center	WA001358840/RFS2013044	93.583	Refugee and Entrant Assistance Wilson/Fish Program	\$ 73,963	\$ -
Health and Human Services, Department of	Direct		1C1CMS331340-01-00	93.610	Health Care Innovation Awards (HCIA)	\$ 1,820,536	\$ -
Health and Human Services, Department of	Pass-Through	Altarum Institute	SC-14-021	93.610	Health Care Innovation Awards (HCIA)	293,428	-
						\$ 2,113,964	\$ -
Health and Human Services, Department of	Pass-Through	Health Research, Inc	4970-02	93.624	ACA - State Innovation Models: Funding for Model Design and Model Testing Assistance	\$ 57,953	\$ -
Health and Human Services, Department of	Pass-Through	Michigan, State of, Health and Human Services, Department of	20163894	93.624	ACA - State Innovation Models: Funding for Model Design and Model Testing Assistance	98,784	-
Health and Human Services, Department of	Pass-Through	Michigan, State of, Health and Human Services, Department of	E20172452-00	93.624	ACA - State Innovation Models: Funding for Model Design and Model Testing Assistance	1,482,753	-
						\$ 1,639,490	\$ -
Health and Human Services, Department of	Pass-Through	Michigan, State of, Health and Human Services, Department of	20161096	93.628	Affordable Care Act Implementation Support for State Demonstrations to Integrate Care for Medicare-Medicaid Enrollees	\$ 8,310	\$ -
Health and Human Services, Department of	Pass-Through	Michigan, State of, Health and Human Services, Department of	E20172069-00	93.628	Affordable Care Act Implementation Support for State Demonstrations to Integrate Care for Medicare-Medicaid Enrollees	33,802	-
						\$ 42,112	\$ -
Health and Human Services, Department of	Direct		90 CO1047-05-00	93.652	Adoption Opportunities	\$ 144,162	\$ 61,922
Health and Human Services, Department of	Direct		5 R21 DK081131-02	93.701	Trans-NIH Recovery Act Research Support	\$ (813)	\$ (813)
Health and Human Services, Department of	Pass-Through	University of California - San Francisco	7384sc	93.701	Trans-NIH Recovery Act Research Support	1,668,426	-
						\$ 1,667,613	\$ (813)
Health and Human Services, Department of	Pass-Through	University of Nebraska	34-5507-1031-001	93.732	Mental and Behavioral Health Education and Training Grants	\$ (1,026)	\$ -
Health and Human Services, Department of	Pass-Through	Michigan, State of, Health and Human Services, Department of	E20171299-00	93.733	Capacity Building Assistance to Strengthen Public Health Immunization Infrastructure and Performance financed in part by the Prevention and Public Health Fund (PPHF)	\$ 59,231	\$ -
Health and Human Services, Department of	Pass-Through	Michigan, State of, Health and Human Services, Department of	20161075	93.757	State and Local Public Health Actions to Prevent Obesity, Diabetes, Heart Disease and Stroke (PPHF)	\$ 2,211	\$ -
Health and Human Services, Department of	Pass-Through	Michigan, State of, Health and Human Services, Department of	20161076	93.757	State and Local Public Health Actions to Prevent Obesity, Diabetes, Heart Disease and Stroke (PPHF)	3,136	-
Health and Human Services, Department of	Pass-Through	Michigan, State of, Health and Human Services, Department of	E20172043-001	93.757	State and Local Public Health Actions to Prevent Obesity, Diabetes, Heart Disease and Stroke (PPHF)	13,899	-
Health and Human Services, Department of	Pass-Through	Michigan, State of, Health and Human Services, Department of	E20172044-02	93.757	State and Local Public Health Actions to Prevent Obesity, Diabetes, Heart Disease and Stroke (PPHF)	7,056	-
Health and Human Services, Department of	Pass-Through	Michigan, State of, Health and Human Services, Department of	E20172515-001	93.757	State and Local Public Health Actions to Prevent Obesity, Diabetes, Heart Disease and Stroke (PPHF)	11,140	-
						\$ 37,442	\$ -
Health and Human Services, Department of	Pass-Through	Arkansas, State of	4600028430	93.791	Money Follows the Person Rebalancing Demonstration	\$ (153,628)	\$ -
Health and Human Services, Department of	Direct		2 D18HP10625-06-02	93.822	Health Careers Opportunity Program	\$ (4,477)	\$ -
Health and Human Services, Department of	Pass-Through	University of Utah	100038850-01	93.823	Ebola Support: Transmission and Prevention Control, Public Health Preparedness, Vaccine Development Supporting and Maintaining a Surveillance System for	\$ 197,487	\$ -
Health and Human Services, Department of	Direct		5 U58DP006254-02	93.833	Chronic Kidney Disease (CKD) in the United States	\$ 478,773	\$ 85,447
Health and Human Services, Department of	Direct		1 K23 HL128909-02	93.837	Cardiovascular Diseases Research	\$ 179,672	\$ -
Health and Human Services, Department of	Direct		1 R01 HL118259-03	93.837	Cardiovascular Diseases Research	56,613	-
Health and Human Services, Department of	Direct		1 R01 HL118304-03	93.837	Cardiovascular Diseases Research	(8,704)	-
Health and Human Services, Department of	Direct		1 R01 HL130705-01A1	93.837	Cardiovascular Diseases Research	573,726	69,724
Health and Human Services, Department of	Direct		1 R01 HL131610-01A1	93.837	Cardiovascular Diseases Research	59,356	-
Health and Human Services, Department of	Direct		1 R01 HL132037-01A1	93.837	Cardiovascular Diseases Research	100,498	-
Health and Human Services, Department of	Direct		1 R01 HL134344-01A1	93.837	Cardiovascular Diseases Research	64,106	-
Health and Human Services, Department of	Direct		1 R01 HL136231-01	93.837	Cardiovascular Diseases Research	162,090	-
Health and Human Services, Department of	Direct		1 R01 HL137214-01	93.837	Cardiovascular Diseases Research	52,758	-
Health and Human Services, Department of	Direct		1 R01HL134569-01A1	93.837	Cardiovascular Diseases Research	86,347	-
Health and Human Services, Department of	Direct		1 R21 HL126004-01	93.837	Cardiovascular Diseases Research	62,116	-
Health and Human Services, Department of	Direct		1 R35 HL135824-01	93.837	Cardiovascular Diseases Research	208,059	-
Health and Human Services, Department of	Direct		1 R56 HL119289-01A1	93.837	Cardiovascular Diseases Research	(440)	-
Health and Human Services, Department of	Direct		1 R56HL119403-01A1	93.837	Cardiovascular Diseases Research	16,697	8,499
Health and Human Services, Department of	Direct		1 U01 HL135842-01	93.837	Cardiovascular Diseases Research	21,578	-
Health and Human Services, Department of	Direct		1 UG1 HL135665-05	93.837	Cardiovascular Diseases Research	169,928	-
Health and Human Services, Department of	Direct		2 R01 HL039693-26A1	93.837	Cardiovascular Diseases Research	389,286	15,552
Health and Human Services, Department of	Direct		2 R01 HL058984-18	93.837	Cardiovascular Diseases Research	26,600	-
Health and Human Services, Department of	Direct		2 R25 HL108842-06	93.837	Cardiovascular Diseases Research	35,106	-
Health and Human Services, Department of	Direct		3 R01 HL132979-02S1	93.837	Cardiovascular Diseases Research	180,074	13,235
Health and Human Services, Department of	Direct		4 R00 HL124322-03	93.837	Cardiovascular Diseases Research	86,055	-
Health and Human Services, Department of	Direct		4 R01 HL058984-17	93.837	Cardiovascular Diseases Research	320,088	-
Health and Human Services, Department of	Direct		4 R01 HL088419-08	93.837	Cardiovascular Diseases Research	224,558	-
Health and Human Services, Department of	Direct		4 R01 HL109054-05	93.837	Cardiovascular Diseases Research	284,356	-
Health and Human Services, Department of	Direct		4 R01 HL110990-04	93.837	Cardiovascular Diseases Research	409,290	95,381
Health and Human Services, Department of	Direct		4 R01 HL114595-05	93.837	Cardiovascular Diseases Research	376,281	-
Health and Human Services, Department of	Direct		4 R01 HL115138-05	93.837	Cardiovascular Diseases Research	355,065	-
Health and Human Services, Department of	Direct		4 R01 HL117491-04	93.837	Cardiovascular Diseases Research	815,518	-
Health and Human Services, Department of	Direct		4 R01 HL118259-04	93.837	Cardiovascular Diseases Research	278,400	-
Health and Human Services, Department of	Direct		4 R01 HL118304-04	93.837	Cardiovascular Diseases Research	248,135	-
Health and Human Services, Department of	Direct		4 U01 HL094345-06	93.837	Cardiovascular Diseases Research	1,071,763	322,144
Health and Human Services, Department of	Direct		4 U10 HL069330-16	93.837	Cardiovascular Diseases Research	148,561	-
Health and Human Services, Department of	Direct		4R01 HL114038-04	93.837	Cardiovascular Diseases Research	297,789	-
Health and Human Services, Department of	Direct		5 F31 HL131327-02	93.837	Cardiovascular Diseases Research	29,372	-

University of Michigan
Schedule of Expenditures of Federal Awards
For the Year Ended June 30, 2017

Cluster Title/Federal Grantor/Program	Type	Pass-Through Grantor	Award Identifier	CFDA Number	CFDA Program Title	Federal Expenditures	Pass-Through
Health and Human Services, Department of	Direct		5 F31 HL132567-02	93.837	Cardiovascular Diseases Research	43,363	-
Health and Human Services, Department of	Direct		5 F32 HL131288-02	93.837	Cardiovascular Diseases Research	58,128	-
Health and Human Services, Department of	Direct		5 K08 HL116639-04	93.837	Cardiovascular Diseases Research	218,068	-
Health and Human Services, Department of	Direct		5 K08 HL123621-03	93.837	Cardiovascular Diseases Research	157,799	-
Health and Human Services, Department of	Direct		5 K08 HL130455-02	93.837	Cardiovascular Diseases Research	143,429	-
Health and Human Services, Department of	Direct		5 K08 HL131993-02	93.837	Cardiovascular Diseases Research	130,548	-
Health and Human Services, Department of	Direct		5 K08 HL13614-02	93.837	Cardiovascular Diseases Research	147,512	-
Health and Human Services, Department of	Direct		5 K08HL130944-02	93.837	Cardiovascular Diseases Research	123,488	-
Health and Human Services, Department of	Direct		5 K12 HL133304-02	93.837	Cardiovascular Diseases Research	19,067	-
Health and Human Services, Department of	Direct		5 K23 HL109149-05	93.837	Cardiovascular Diseases Research	(108)	-
Health and Human Services, Department of	Direct		5 K23 HL109176-05	93.837	Cardiovascular Diseases Research	83,540	-
Health and Human Services, Department of	Direct		5 K23 HL119623-04	93.837	Cardiovascular Diseases Research	225,536	-
Health and Human Services, Department of	Direct		5 K23 HL130641-02	93.837	Cardiovascular Diseases Research	214,281	-
Health and Human Services, Department of	Direct		5 K23HL105572-06	93.837	Cardiovascular Diseases Research	20,056	-
Health and Human Services, Department of	Direct		5 K24 HL111316-03	93.837	Cardiovascular Diseases Research	(129)	-
Health and Human Services, Department of	Direct		5 K24 HL111316-05	93.837	Cardiovascular Diseases Research	149,758	-
Health and Human Services, Department of	Direct		5 R0 1HL068878-17	93.837	Cardiovascular Diseases Research	502,423	-
Health and Human Services, Department of	Direct		5 R00HL113164-05	93.837	Cardiovascular Diseases Research	76,003	-
Health and Human Services, Department of	Direct		5 R01 HL055438-20	93.837	Cardiovascular Diseases Research	413,926	-
Health and Human Services, Department of	Direct		5 R01 HL058984-16	93.837	Cardiovascular Diseases Research	27,358	-
Health and Human Services, Department of	Direct		5 R01 HL071759-09	93.837	Cardiovascular Diseases Research	67,299	67,299
Health and Human Services, Department of	Direct		5 R01 HL071818-13	93.837	Cardiovascular Diseases Research	546,024	138,305
Health and Human Services, Department of	Direct		5 R01 HL072011-13	93.837	Cardiovascular Diseases Research	528,966	384,253
Health and Human Services, Department of	Direct		5 R01 HL079118-11	93.837	Cardiovascular Diseases Research	477,173	-
Health and Human Services, Department of	Direct		5 R01 HL085339-09	93.837	Cardiovascular Diseases Research	431,264	105,431
Health and Human Services, Department of	Direct		5 R01 HL086865-08	93.837	Cardiovascular Diseases Research	(669)	-
Health and Human Services, Department of	Direct		5 R01 HL088419-07	93.837	Cardiovascular Diseases Research	(8,387)	-
Health and Human Services, Department of	Direct		5 R01 HL097361-04	93.837	Cardiovascular Diseases Research	(2,887)	-
Health and Human Services, Department of	Direct		5 R01 HL102334-05	93.837	Cardiovascular Diseases Research	(12,589)	-
Health and Human Services, Department of	Direct		5 R01 HL105297-06	93.837	Cardiovascular Diseases Research	352,765	109,305
Health and Human Services, Department of	Direct		5 R01 HL109054-04	93.837	Cardiovascular Diseases Research	(10,465)	-
Health and Human Services, Department of	Direct		5 R01 HL109946-05	93.837	Cardiovascular Diseases Research	74,465	-
Health and Human Services, Department of	Direct		5 R01 HL110990-03	93.837	Cardiovascular Diseases Research	(15,597)	(11,449)
Health and Human Services, Department of	Direct		5 R01 HL112610-04	93.837	Cardiovascular Diseases Research	387,410	-
Health and Human Services, Department of	Direct		5 R01 HL115138-04	93.837	Cardiovascular Diseases Research	(28,840)	-
Health and Human Services, Department of	Direct		5 R01 HL117491-03	93.837	Cardiovascular Diseases Research	(28,255)	-
Health and Human Services, Department of	Direct		5 R01 HL117626-03	93.837	Cardiovascular Diseases Research	(53,633)	-
Health and Human Services, Department of	Direct		5 R01 HL117626-05	93.837	Cardiovascular Diseases Research	4,647,738	-
Health and Human Services, Department of	Direct		5 R01 HL117860-03	93.837	Cardiovascular Diseases Research	261,606	67,950
Health and Human Services, Department of	Direct		5 R01 HL119215-05	93.837	Cardiovascular Diseases Research	628,030	-
Health and Human Services, Department of	Direct		5 R01 HL119443-04	93.837	Cardiovascular Diseases Research	458,516	220,094
Health and Human Services, Department of	Direct		5 R01 HL119542-04	93.837	Cardiovascular Diseases Research	844,722	16,035
Health and Human Services, Department of	Direct		5 R01 HL120888-03	93.837	Cardiovascular Diseases Research	538,449	26,570
Health and Human Services, Department of	Direct		5 R01 HL122261-04	93.837	Cardiovascular Diseases Research	393,693	130,444
Health and Human Services, Department of	Direct		5 R01 HL122352-04	93.837	Cardiovascular Diseases Research	667,146	-
Health and Human Services, Department of	Direct		5 R01 HL122416-03	93.837	Cardiovascular Diseases Research	551,823	-
Health and Human Services, Department of	Direct		5 R01 HL122664-04	93.837	Cardiovascular Diseases Research	292,845	-
Health and Human Services, Department of	Direct		5 R01 HL122684-03	93.837	Cardiovascular Diseases Research	587,351	196,285
Health and Human Services, Department of	Direct		5 R01 HL123333-03	93.837	Cardiovascular Diseases Research	285,464	-
Health and Human Services, Department of	Direct		5 R01 HL124319-03	93.837	Cardiovascular Diseases Research	590,942	22,291
Health and Human Services, Department of	Direct		5 R01 HL126700-02	93.837	Cardiovascular Diseases Research	569,887	-
Health and Human Services, Department of	Direct		5 R01 HL126969-02	93.837	Cardiovascular Diseases Research	429,814	114,850
Health and Human Services, Department of	Direct		5 R01 HL127023-03	93.837	Cardiovascular Diseases Research	442,886	-
Health and Human Services, Department of	Direct		5 R01 HL127151-03	93.837	Cardiovascular Diseases Research	620,544	-
Health and Human Services, Department of	Direct		5 R01 HL127215-02	93.837	Cardiovascular Diseases Research	629,108	186,471
Health and Human Services, Department of	Direct		5 R01 HL127564-03	93.837	Cardiovascular Diseases Research	899,522	626,556
Health and Human Services, Department of	Direct		5 R01 HL127687-02	93.837	Cardiovascular Diseases Research	423,094	-
Health and Human Services, Department of	Direct		5 R01 HL127805-02	93.837	Cardiovascular Diseases Research	346,490	-
Health and Human Services, Department of	Direct		5 R01 HL128231-02	93.837	Cardiovascular Diseases Research	572,830	114,624
Health and Human Services, Department of	Direct		5 R01 HL1283307-03	93.837	Cardiovascular Diseases Research	819,404	-
Health and Human Services, Department of	Direct		5 R01 HL129778-03	93.837	Cardiovascular Diseases Research	543,147	-
Health and Human Services, Department of	Direct		5 R01 HL130106-02	93.837	Cardiovascular Diseases Research	263,421	-
Health and Human Services, Department of	Direct		5 R01 HL133221-02	93.837	Cardiovascular Diseases Research	542,328	358,080
Health and Human Services, Department of	Direct		5 R01 HO132988-02	93.837	Cardiovascular Diseases Research	263,415	-
Health and Human Services, Department of	Direct		5 R01HL120108-04	93.837	Cardiovascular Diseases Research	352,820	-
Health and Human Services, Department of	Direct		5 R21 HL125961-02	93.837	Cardiovascular Diseases Research	135,592	-
Health and Human Services, Department of	Direct		5 R21 HL133758-02	93.837	Cardiovascular Diseases Research	131,197	-
Health and Human Services, Department of	Direct		5 R25 HL108842-05	93.837	Cardiovascular Diseases Research	49,676	-
Health and Human Services, Department of	Direct		5 R34 HL130738-02	93.837	Cardiovascular Diseases Research	170,119	-
Health and Human Services, Department of	Direct		5 U01 HL094345-05	93.837	Cardiovascular Diseases Research	(224,698)	-
Health and Human Services, Department of	Direct		5 U01 HL118738-05	93.837	Cardiovascular Diseases Research	705,098	550,916
Health and Human Services, Department of	Direct		5 U01 HL126499-04	93.837	Cardiovascular Diseases Research	973,474	31,925
Health and Human Services, Department of	Direct		5 U10 HL069330-15	93.837	Cardiovascular Diseases Research	68,207	-
Health and Human Services, Department of	Direct		5 U10 HL109737-05	93.837	Cardiovascular Diseases Research	116,876	-
Health and Human Services, Department of	Direct		5K01HL132057-02	93.837	Cardiovascular Diseases Research	78,477	-
Health and Human Services, Department of	Direct		5R01 HL114038-03	93.837	Cardiovascular Diseases Research	(2,127)	-
Health and Human Services, Department of	Direct		7 R01 HL111664-05	93.837	Cardiovascular Diseases Research	62,886	-
Health and Human Services, Department of	Direct		T32 HL007853	93.837	Cardiovascular Diseases Research	29,792	-

University of Michigan
Schedule of Expenditures of Federal Awards
For the Year Ended June 30, 2017

Cluster Title/Federal Grantor/Program	Type	Pass-Through Grantor	Award Identifier	CFDA Number	CFDA Program Title	Federal Expenditures	Pass-Through
Health and Human Services, Department of	Direct		T32 HL007853	93.837	Cardiovascular Diseases Research	565,474	-
Health and Human Services, Department of	Direct		T32 HL076123	93.837	Cardiovascular Diseases Research	127,112	-
Health and Human Services, Department of	Direct		T32 HL125242	93.837	Cardiovascular Diseases Research	197,859	-
Health and Human Services, Department of	Pass-Through	Case Western Reserve University	RESS11861	93.837	Cardiovascular Diseases Research	5,891	-
Health and Human Services, Department of	Pass-Through	Children's Hospital of Philadelphia, The	3210920617	93.837	Cardiovascular Diseases Research	226,776	-
Health and Human Services, Department of	Pass-Through	Children's Hospital of Pittsburgh	0046317 (126441-4)	93.837	Cardiovascular Diseases Research	80,359	-
Health and Human Services, Department of	Pass-Through	Dartmouth College	1583R57	93.837	Cardiovascular Diseases Research	16,289	-
Health and Human Services, Department of	Pass-Through	Emory University	T451940	93.837	Cardiovascular Diseases Research	11,358	-
Health and Human Services, Department of	Pass-Through	Emory University	T647466	93.837	Cardiovascular Diseases Research	119,661	-
Health and Human Services, Department of	Pass-Through	Emory University	T699185	93.837	Cardiovascular Diseases Research	11,304	-
Health and Human Services, Department of	Pass-Through	Emory University	T714754	93.837	Cardiovascular Diseases Research	9,302	-
Health and Human Services, Department of	Pass-Through	Etiometry Inc.	Agreement	93.837	Cardiovascular Diseases Research	19,474	-
Health and Human Services, Department of	Pass-Through	Group Health Research Institute (GHRI)	2016136155	93.837	Cardiovascular Diseases Research	153,095	-
Health and Human Services, Department of	Pass-Through	Henry Ford Health System	R01 HL114981	93.837	Cardiovascular Diseases Research	4,833	-
Health and Human Services, Department of	Pass-Through	Indiana University	IN4687768MICH	93.837	Cardiovascular Diseases Research	337,764	-
Health and Human Services, Department of	Pass-Through	Innovative Bio Therapies (IBT)	Project Specific Addendum	93.837	Cardiovascular Diseases Research	(1,576)	-
Health and Human Services, Department of	Pass-Through	Integrated Sensing Systems (ISSYS)	Research Agreement	93.837	Cardiovascular Diseases Research	(2,617)	-
Health and Human Services, Department of	Pass-Through	Joslin Diabetes Center	100047	93.837	Cardiovascular Diseases Research	53,594	-
Health and Human Services, Department of	Pass-Through	Kaiser Permanente Research Foundation Institute	2017110692	93.837	Cardiovascular Diseases Research	105,671	-
Health and Human Services, Department of	Pass-Through	MC3 Inc	14-PAF03089	93.837	Cardiovascular Diseases Research	88,286	-
Health and Human Services, Department of	Pass-Through	Michigan State University	RC100780UM	93.837	Cardiovascular Diseases Research	3,049	-
Health and Human Services, Department of	Pass-Through	Michigan Technological University	1410048Z1	93.837	Cardiovascular Diseases Research	7,753	-
Health and Human Services, Department of	Pass-Through	New England Research Institute	Pediatric Heart Network Sub-Aw	93.837	Cardiovascular Diseases Research	4,322	-
Health and Human Services, Department of	Pass-Through	New England Research Institute	U10HL068270	93.837	Cardiovascular Diseases Research	7,523	-
Health and Human Services, Department of	Pass-Through	New England Research Institute	U10HL068270	93.837	Cardiovascular Diseases Research	2,242	-
Health and Human Services, Department of	Pass-Through	New York University	16-A0-00-005932-01	93.837	Cardiovascular Diseases Research	85,748	-
Health and Human Services, Department of	Pass-Through	St. Luke's Hospital	Agreement	93.837	Cardiovascular Diseases Research	386,922	-
Health and Human Services, Department of	Pass-Through	The Children's Mercy Hospital	16-0003	93.837	Cardiovascular Diseases Research	39,763	-
Health and Human Services, Department of	Pass-Through	The Icahn School of Medicine at Mount Sinai (ISMMS)	0255-7875-4609	93.837	Cardiovascular Diseases Research	67,193	-
Health and Human Services, Department of	Pass-Through	University of California - Davis	201501430-01	93.837	Cardiovascular Diseases Research	30,969	-
Health and Human Services, Department of	Pass-Through	University of California - San Francisco	7732sc	93.837	Cardiovascular Diseases Research	102,839	-
Health and Human Services, Department of	Pass-Through	University of California-San Diego	57898298	93.837	Cardiovascular Diseases Research	43,817	-
Health and Human Services, Department of	Pass-Through	University of Colorado	14.696.002	93.837	Cardiovascular Diseases Research	35,873	-
Health and Human Services, Department of	Pass-Through	University of Minnesota	N003357702	93.837	Cardiovascular Diseases Research	144,462	-
Health and Human Services, Department of	Pass-Through	University of Pennsylvania	570048	93.837	Cardiovascular Diseases Research	64,622	-
Health and Human Services, Department of	Pass-Through	University of Pennsylvania	566754/10039195/9918/01	93.837	Cardiovascular Diseases Research	(493)	-
Health and Human Services, Department of	Pass-Through	University of Pennsylvania	566754/570048	93.837	Cardiovascular Diseases Research	58,221	-
Health and Human Services, Department of	Pass-Through	University of Pennsylvania	568465/10040395/7136-02	93.837	Cardiovascular Diseases Research	30,307	-
Health and Human Services, Department of	Pass-Through	University of Pennsylvania	569016/PO#3635858	93.837	Cardiovascular Diseases Research	30,946	-
Health and Human Services, Department of	Pass-Through	University of Pennsylvania	8930/01	93.837	Cardiovascular Diseases Research	(2,932)	-
Health and Human Services, Department of	Pass-Through	University of Pennsylvania	PO#3475554	93.837	Cardiovascular Diseases Research	1,520	-
Health and Human Services, Department of	Pass-Through	University of Pittsburgh	0035420 (122755-1)	93.837	Cardiovascular Diseases Research	7,418	-
Health and Human Services, Department of	Pass-Through	University of South Carolina	14-2607	93.837	Cardiovascular Diseases Research	39,648	-
Health and Human Services, Department of	Pass-Through	University of Washington	UWSC8792	93.837	Cardiovascular Diseases Research	145,089	-
Health and Human Services, Department of	Pass-Through	Washington University	WU-16-259	93.837	Cardiovascular Diseases Research	45,172	-
Health and Human Services, Department of	Pass-Through	Washington University	WU-17-326	93.837	Cardiovascular Diseases Research	39,794	-
Health and Human Services, Department of	Pass-Through	Yale University	M15A12119 (A10207)	93.837	Cardiovascular Diseases Research	44,338	-
Health and Human Services, Department of	Pass-Through	Yale University	M17A12503(A10362)	93.837	Cardiovascular Diseases Research	94,017	-
						\$ 37,290,442	\$ 3,980,770
Health and Human Services, Department of	Direct		1 K01 HL136687-01	93.838	Lung Diseases Research	35,545	-
Health and Human Services, Department of	Direct		1 R56 HL126754-01A1	93.838	Lung Diseases Research	191,671	-
Health and Human Services, Department of	Direct		1 U01 HL137182-01	93.838	Lung Diseases Research	1,738	-
Health and Human Services, Department of	Direct		2 R01 HL108904-06A1	93.838	Lung Diseases Research	63,665	-
Health and Human Services, Department of	Direct		3 R01 HL121774-01A1S1	93.838	Lung Diseases Research	235,084	42,570
Health and Human Services, Department of	Direct		3 R01 HL122438-04S1	93.838	Lung Diseases Research	1,184,787	643,444
Health and Human Services, Department of	Direct		4 R01 HL108904-05	93.838	Lung Diseases Research	233,370	-
Health and Human Services, Department of	Direct		4 R01 HL112880-04	93.838	Lung Diseases Research	472,227	-
Health and Human Services, Department of	Direct		4 R01 HL112897-04	93.838	Lung Diseases Research	583,064	-
Health and Human Services, Department of	Direct		4 R01 HL115618-04	93.838	Lung Diseases Research	393,376	-
Health and Human Services, Department of	Direct		4 R01 HL116434-04	93.838	Lung Diseases Research	344,233	-
Health and Human Services, Department of	Direct		5 K08 HL121089-03	93.838	Lung Diseases Research	36,177	-
Health and Human Services, Department of	Direct		5 K23 HL128936-02	93.838	Lung Diseases Research	139,630	-
Health and Human Services, Department of	Direct		5 R01 HL031237-32	93.838	Lung Diseases Research	348,615	-
Health and Human Services, Department of	Direct		5 R01 HL052285-22	93.838	Lung Diseases Research	441,829	-
Health and Human Services, Department of	Direct		5 R01 HL078871-09	93.838	Lung Diseases Research	450,901	-
Health and Human Services, Department of	Direct		5 R01 HL079339-10	93.838	Lung Diseases Research	108,180	-
Health and Human Services, Department of	Direct		5 R01 HL081420-08	93.838	Lung Diseases Research	(2,278)	-
Health and Human Services, Department of	Direct		5 R01 HL094622-09	93.838	Lung Diseases Research	295,982	-
Health and Human Services, Department of	Direct		5 R01 HL095545-04	93.838	Lung Diseases Research	(34,991)	-
Health and Human Services, Department of	Direct		5 R01 HL105489-05	93.838	Lung Diseases Research	236,545	3,828
Health and Human Services, Department of	Direct		5 R01 HL109118-04	93.838	Lung Diseases Research	2,017	5,018
Health and Human Services, Department of	Direct		5 R01 HL112880-03	93.838	Lung Diseases Research	(13,601)	-
Health and Human Services, Department of	Direct		5 R01 HL112897-3	93.838	Lung Diseases Research	(71,315)	-
Health and Human Services, Department of	Direct		5 R01 HL114447-04	93.838	Lung Diseases Research	38,625	19,640
Health and Human Services, Department of	Direct		5 R01 HL114858-03	93.838	Lung Diseases Research	(3,013)	-
Health and Human Services, Department of	Direct		5 R01 HL114858-06	93.838	Lung Diseases Research	433,913	-
Health and Human Services, Department of	Direct		5 R01 HL115618-03	93.838	Lung Diseases Research	(10,780)	-
Health and Human Services, Department of	Direct		5 R01 HL116434-03	93.838	Lung Diseases Research	(2,285)	-

University of Michigan
Schedule of Expenditures of Federal Awards
For the Year Ended June 30, 2017

Cluster Title/Federal Grantor/Program	Type	Pass-Through Grantor	Award Identifier	CFDA Number	CFDA Program Title	Federal Expenditures	Pass-Through
Health and Human Services, Department of	Direct		5 R01 HL118017-04	93.838	Lung Diseases Research	433,327	4,219
Health and Human Services, Department of	Direct		5 R01 HL119215-03	93.838	Lung Diseases Research	(146,199)	-
Health and Human Services, Department of	Direct		5 R01 HL119682-04	93.838	Lung Diseases Research	397,229	-
Health and Human Services, Department of	Direct		5 R01 HL123515-03	93.838	Lung Diseases Research	725,432	-
Health and Human Services, Department of	Direct		5 R01 HL125555-03	93.838	Lung Diseases Research	527,169	-
Health and Human Services, Department of	Direct		5 R01 HL127203-03	93.838	Lung Diseases Research	421,312	-
Health and Human Services, Department of	Direct		5 R01 HL134369-02S1	93.838	Lung Diseases Research	514,002	-
Health and Human Services, Department of	Direct		5 R01-HL108904-04	93.838	Lung Diseases Research	(10,994)	-
Health and Human Services, Department of	Direct		5 U01 HL123031-04	93.838	Lung Diseases Research	383,676	78,277
Health and Human Services, Department of	Direct		5 U01 HL128952-03	93.838	Lung Diseases Research	399,730	78,263
Health and Human Services, Department of	Direct		5 U01 HL131072-02	93.838	Lung Diseases Research	279,958	72,325
Health and Human Services, Department of	Direct		7 R01 HL108949-05	93.838	Lung Diseases Research	124,697	-
Health and Human Services, Department of	Direct		7 R01 HL109288-06	93.838	Lung Diseases Research	188,585	-
Health and Human Services, Department of	Direct		T32 HL007517	93.838	Lung Diseases Research	545	-
Health and Human Services, Department of	Direct		T32 HL007517	93.838	Lung Diseases Research	341,475	-
Health and Human Services, Department of	Direct		T32 HL007749	93.838	Lung Diseases Research	17,242	-
Health and Human Services, Department of	Direct		T32 HL007749	93.838	Lung Diseases Research	844,342	-
Health and Human Services, Department of	Direct		T35 HL007690	93.838	Lung Diseases Research	23,696	-
Health and Human Services, Department of	Pass-Through	ImBio	Research Agreement	93.838	Lung Diseases Research	147,938	-
Health and Human Services, Department of	Pass-Through	Massachusetts General Hospital	224404	93.838	Lung Diseases Research	219,515	-
Health and Human Services, Department of	Pass-Through	National Jewish Health	2020051807	93.838	Lung Diseases Research	87,912	-
Health and Human Services, Department of	Pass-Through	Palo Alto Veterans Institute for Research	NIM054043	93.838	Lung Diseases Research	20,866	-
Health and Human Services, Department of	Pass-Through	University of California - Los Angeles	1460 G KB114/4-441407-RE-29387	93.838	Lung Diseases Research	134	-
Health and Human Services, Department of	Pass-Through	University of Iowa	W000705540	93.838	Lung Diseases Research	322,556	-
Health and Human Services, Department of	Pass-Through	University of Pennsylvania	565138	93.838	Lung Diseases Research	(761)	-
Health and Human Services, Department of	Pass-Through	University of Pennsylvania	565138	93.838	Lung Diseases Research	39,929	-
Health and Human Services, Department of	Pass-Through	University of Pittsburgh	0024088 (127910-1)	93.838	Lung Diseases Research	236,740	-
Health and Human Services, Department of	Pass-Through	University of Washington	UWSC7902	93.838	Lung Diseases Research	116,317	-
Health and Human Services, Department of	Pass-Through	University of Washington	UWSC9344	93.838	Lung Diseases Research	71,780	-
Health and Human Services, Department of	Pass-Through	Wayne State University	WSU16126	93.838	Lung Diseases Research	138,752	-
Health and Human Services, Department of	Pass-Through	Weill Cornell Medical College of Cornell University	16010057-04	93.838	Lung Diseases Research	(1,247)	-
Health and Human Services, Department of	Pass-Through	Yale University	M12A11333 (A08685)	93.838	Lung Diseases Research	161,330	-
						\$ 13,159,896	\$ 947,584
Health and Human Services, Department of	Direct		1 K01 HL135392-01	93.839	Blood Diseases and Resources Research	73,925	-
Health and Human Services, Department of	Direct		1 R35 HL135793-01	93.839	Blood Diseases and Resources Research	225,669	-
Health and Human Services, Department of	Direct		4 F32 HL114150-03	93.839	Blood Diseases and Resources Research	1,762	-
Health and Human Services, Department of	Direct		4 R01 HL090775-09	93.839	Blood Diseases and Resources Research	150,285	-
Health and Human Services, Department of	Direct		5 F31 HL129481-03	93.839	Blood Diseases and Resources Research	38,441	-
Health and Human Services, Department of	Direct		5 F32 HL114150-02	93.839	Blood Diseases and Resources Research	440	-
Health and Human Services, Department of	Direct		5 F32 HL127981-02	93.839	Blood Diseases and Resources Research	53,569	-
Health and Human Services, Department of	Direct		5 F32 HL129491-03	93.839	Blood Diseases and Resources Research	55,686	-
Health and Human Services, Department of	Direct		5 K08 HL128794-03	93.839	Blood Diseases and Resources Research	101,195	-
Health and Human Services, Department of	Direct		5 R01 HL055374-18	93.839	Blood Diseases and Resources Research	305,947	-
Health and Human Services, Department of	Direct		5 R01 HL090775-08	93.839	Blood Diseases and Resources Research	(759)	-
Health and Human Services, Department of	Direct		5 R01 HL094311-09	93.839	Blood Diseases and Resources Research	298,366	22,907
Health and Human Services, Department of	Direct		5 R01 HL112642-04	93.839	Blood Diseases and Resources Research	43,055	-
Health and Human Services, Department of	Direct		5 R01 HL114405-05	93.839	Blood Diseases and Resources Research	470,477	48,157
Health and Human Services, Department of	Direct		5 R01 HL124232-03	93.839	Blood Diseases and Resources Research	254,687	-
Health and Human Services, Department of	Direct		5 R01 HL126947-02	93.839	Blood Diseases and Resources Research	84,219	24,038
Health and Human Services, Department of	Direct		5 R01 HL128046-03	93.839	Blood Diseases and Resources Research	232,908	41,460
Health and Human Services, Department of	Direct		5 R01 HL132392-02	93.839	Blood Diseases and Resources Research	625,538	12,030
Health and Human Services, Department of	Direct		5 R01-HL094311-07	93.839	Blood Diseases and Resources Research	(3,400)	(2,604)
Health and Human Services, Department of	Direct		5 U01 HL117658-03	93.839	Blood Diseases and Resources Research	31,667	107,747
Health and Human Services, Department of	Direct		5 U01 HL117658-05	93.839	Blood Diseases and Resources Research	1,547,157	752,837
Health and Human Services, Department of	Direct		7 K08 HL119597-03	93.839	Blood Diseases and Resources Research	94	-
Health and Human Services, Department of	Direct		T32 HL007622	93.839	Blood Diseases and Resources Research	(145)	-
Health and Human Services, Department of	Direct		T32 HL007622	93.839	Blood Diseases and Resources Research	339,989	-
Health and Human Services, Department of	Pass-Through	Blaze Medical Devices, LLC	Roundtable Research Agreement	93.839	Blood Diseases and Resources Research	7,193	-
Health and Human Services, Department of	Pass-Through	University of California - San Francisco	8041sc	93.839	Blood Diseases and Resources Research	110,840	-
Health and Human Services, Department of	Pass-Through	University of Pennsylvania	564154/10042446/14843/01	93.839	Blood Diseases and Resources Research	117,972	-
						\$ 5,166,777	\$ 1,006,572
Health and Human Services, Department of	Direct		1 F32 AR068915-01	93.846	Arthritis, Musculoskeletal and Skin Diseases Research	1,761	-
Health and Human Services, Department of	Direct		1 R01 AR070148-01A1	93.846	Arthritis, Musculoskeletal and Skin Diseases Research	24,463	-
Health and Human Services, Department of	Direct		1 R01 AR071379-01	93.846	Arthritis, Musculoskeletal and Skin Diseases Research	8,785	-
Health and Human Services, Department of	Direct		1 R21 AR062709-02	93.846	Arthritis, Musculoskeletal and Skin Diseases Research	(2,163)	-
Health and Human Services, Department of	Direct		1 R21 AR064041-02	93.846	Arthritis, Musculoskeletal and Skin Diseases Research	11,991	-
Health and Human Services, Department of	Direct		1 R21 AR065010-02	93.846	Arthritis, Musculoskeletal and Skin Diseases Research	39,053	-
Health and Human Services, Department of	Direct		1 R21 AR066213-02	93.846	Arthritis, Musculoskeletal and Skin Diseases Research	185,237	-
Health and Human Services, Department of	Direct		1 R34 AR068027-01A1	93.846	Arthritis, Musculoskeletal and Skin Diseases Research	86,189	-
Health and Human Services, Department of	Direct		2 R01 AR061402-06	93.846	Arthritis, Musculoskeletal and Skin Diseases Research	99,751	-
Health and Human Services, Department of	Direct		3 R01 AR067744-02S1	93.846	Arthritis, Musculoskeletal and Skin Diseases Research	489,471	-
Health and Human Services, Department of	Direct		4 K24 AR063120-05	93.846	Arthritis, Musculoskeletal and Skin Diseases Research	147,108	8,113
Health and Human Services, Department of	Direct		4 R01 AR047328-10	93.846	Arthritis, Musculoskeletal and Skin Diseases Research	258,460	-
Health and Human Services, Department of	Direct		4 R01 AR060837-05	93.846	Arthritis, Musculoskeletal and Skin Diseases Research	173,448	-
Health and Human Services, Department of	Direct		4 R01 AR062030-05	93.846	Arthritis, Musculoskeletal and Skin Diseases Research	163,297	12,465
Health and Human Services, Department of	Direct		4 R01 AR062066-05	93.846	Arthritis, Musculoskeletal and Skin Diseases Research	458,439	-
Health and Human Services, Department of	Direct		4 R01 AR062522-05S1	93.846	Arthritis, Musculoskeletal and Skin Diseases Research	286,418	-
Health and Human Services, Department of	Direct		4 R01 AR063611-05	93.846	Arthritis, Musculoskeletal and Skin Diseases Research	397,822	44,061

University of Michigan
Schedule of Expenditures of Federal Awards
For the Year Ended June 30, 2017

Cluster Title/Federal Grantor/Program	Type	Pass-Through Grantor	Award Identifier	CFDA Number	CFDA Program Title	Federal Expenditures	Pass-Through
Health and Human Services, Department of	Direct		4 R01 AR063649-04	93.846	Arthritis, Musculoskeletal and Skin Diseases Research	436,709	-
Health and Human Services, Department of	Direct		4 R01 AR065183-04	93.846	Arthritis, Musculoskeletal and Skin Diseases Research	219,619	-
Health and Human Services, Department of	Direct		5 F31 AR065931-03	93.846	Arthritis, Musculoskeletal and Skin Diseases Research	34,085	-
Health and Human Services, Department of	Direct		5 F32 AR066499-02	93.846	Arthritis, Musculoskeletal and Skin Diseases Research	2,954	-
Health and Human Services, Department of	Direct		5 F32 AR067086-03	93.846	Arthritis, Musculoskeletal and Skin Diseases Research	74,959	-
Health and Human Services, Department of	Direct		5 F32 AR068902-02	93.846	Arthritis, Musculoskeletal and Skin Diseases Research	64,159	-
Health and Human Services, Department of	Direct		5 K01 AR057427-05	93.846	Arthritis, Musculoskeletal and Skin Diseases Research	9,826	-
Health and Human Services, Department of	Direct		5 K01 AR064275-04	93.846	Arthritis, Musculoskeletal and Skin Diseases Research	127,490	-
Health and Human Services, Department of	Direct		5 K01 AR064765-03	93.846	Arthritis, Musculoskeletal and Skin Diseases Research	4,024	-
Health and Human Services, Department of	Direct		5 K01 AR064765-05	93.846	Arthritis, Musculoskeletal and Skin Diseases Research	92,439	-
Health and Human Services, Department of	Direct		5 K08 AR063668-05	93.846	Arthritis, Musculoskeletal and Skin Diseases Research	188,489	-
Health and Human Services, Department of	Direct		5 K08 AR066569-04	93.846	Arthritis, Musculoskeletal and Skin Diseases Research	163,841	-
Health and Human Services, Department of	Direct		5 K23 AR060241-05	93.846	Arthritis, Musculoskeletal and Skin Diseases Research	7,109	-
Health and Human Services, Department of	Direct		5 K24 AR053120-09	93.846	Arthritis, Musculoskeletal and Skin Diseases Research	178,414	-
Health and Human Services, Department of	Direct		5 K24 AR063120-04	93.846	Arthritis, Musculoskeletal and Skin Diseases Research	25,476	-
Health and Human Services, Department of	Direct		5 P30 AR069620-02	93.846	Arthritis, Musculoskeletal and Skin Diseases Research	498,343	-
Health and Human Services, Department of	Direct		5 P50 AR070600-02	93.846	Arthritis, Musculoskeletal and Skin Diseases Research	461,145	-
Health and Human Services, Department of	Direct		5 R01 AR042742 - 21	93.846	Arthritis, Musculoskeletal and Skin Diseases Research	236,549	-
Health and Human Services, Department of	Direct		5 R01 AR044927-16	93.846	Arthritis, Musculoskeletal and Skin Diseases Research	(24,433)	-
Health and Human Services, Department of	Direct		5 R01 AR047328-09	93.846	Arthritis, Musculoskeletal and Skin Diseases Research	42,310	-
Health and Human Services, Department of	Direct		5 R01 AR052010-09	93.846	Arthritis, Musculoskeletal and Skin Diseases Research	59,620	-
Health and Human Services, Department of	Direct		5 R01 AR054821-08	93.846	Arthritis, Musculoskeletal and Skin Diseases Research	122,760	-
Health and Human Services, Department of	Direct		5 R01 AR056657-05	93.846	Arthritis, Musculoskeletal and Skin Diseases Research	(4,839)	-
Health and Human Services, Department of	Direct		5 R01 AR059085-05	93.846	Arthritis, Musculoskeletal and Skin Diseases Research	37,233	-
Health and Human Services, Department of	Direct		5 R01 AR059085-07	93.846	Arthritis, Musculoskeletal and Skin Diseases Research	329,972	-
Health and Human Services, Department of	Direct		5 R01 AR060350-05	93.846	Arthritis, Musculoskeletal and Skin Diseases Research	190,803	-
Health and Human Services, Department of	Direct		5 R01 AR060392-05	93.846	Arthritis, Musculoskeletal and Skin Diseases Research	(3,469)	-
Health and Human Services, Department of	Direct		5 R01 AR060837-04	93.846	Arthritis, Musculoskeletal and Skin Diseases Research	(55,447)	-
Health and Human Services, Department of	Direct		5 R01 AR060892-04	93.846	Arthritis, Musculoskeletal and Skin Diseases Research	115,719	66,937
Health and Human Services, Department of	Direct		5 R01 AR061402-05	93.846	Arthritis, Musculoskeletal and Skin Diseases Research	30,115	-
Health and Human Services, Department of	Direct		5 R01 AR062030-04	93.846	Arthritis, Musculoskeletal and Skin Diseases Research	53,355	4,333
Health and Human Services, Department of	Direct		5 R01 AR062066-04	93.846	Arthritis, Musculoskeletal and Skin Diseases Research	303,025	-
Health and Human Services, Department of	Direct		5 R01 AR062636-04	93.846	Arthritis, Musculoskeletal and Skin Diseases Research	320,082	-
Health and Human Services, Department of	Direct		5 R01 AR063056-03	93.846	Arthritis, Musculoskeletal and Skin Diseases Research	(22,756)	-
Health and Human Services, Department of	Direct		5 R01 AR063056-05	93.846	Arthritis, Musculoskeletal and Skin Diseases Research	430,573	-
Health and Human Services, Department of	Direct		5 R01 AR063611-04	93.846	Arthritis, Musculoskeletal and Skin Diseases Research	84,333	-
Health and Human Services, Department of	Direct		5 R01 AR063649-04S1	93.846	Arthritis, Musculoskeletal and Skin Diseases Research	(13,606)	-
Health and Human Services, Department of	Direct		5 R01 AR065183-03	93.846	Arthritis, Musculoskeletal and Skin Diseases Research	(24,777)	-
Health and Human Services, Department of	Direct		5 R01 AR065403-02	93.846	Arthritis, Musculoskeletal and Skin Diseases Research	16,987	-
Health and Human Services, Department of	Direct		5 R01 AR065403-05	93.846	Arthritis, Musculoskeletal and Skin Diseases Research	248,846	-
Health and Human Services, Department of	Direct		5 R01 AR065409-04	93.846	Arthritis, Musculoskeletal and Skin Diseases Research	433,006	-
Health and Human Services, Department of	Direct		5 R01 AR065424-04	93.846	Arthritis, Musculoskeletal and Skin Diseases Research	555,368	-
Health and Human Services, Department of	Direct		5 R01 AR065524-04	93.846	Arthritis, Musculoskeletal and Skin Diseases Research	386,267	-
Health and Human Services, Department of	Direct		5 R01 AR066049-03	93.846	Arthritis, Musculoskeletal and Skin Diseases Research	537,826	107,185
Health and Human Services, Department of	Direct		5 R01 AR068428-02	93.846	Arthritis, Musculoskeletal and Skin Diseases Research	154,833	-
Health and Human Services, Department of	Direct		5 R01 AR069071-03	93.846	Arthritis, Musculoskeletal and Skin Diseases Research	684,636	171,989
Health and Human Services, Department of	Direct		5 R03 AR066337-03	93.846	Arthritis, Musculoskeletal and Skin Diseases Research	81,393	-
Health and Human Services, Department of	Direct		5 R03 AR067518-02	93.846	Arthritis, Musculoskeletal and Skin Diseases Research	21,815	-
Health and Human Services, Department of	Direct		5 R21 AR067330-02	93.846	Arthritis, Musculoskeletal and Skin Diseases Research	260,125	-
Health and Human Services, Department of	Direct		T32 AR007080	93.846	Arthritis, Musculoskeletal and Skin Diseases Research	9,983	-
Health and Human Services, Department of	Direct		T32 AR007080	93.846	Arthritis, Musculoskeletal and Skin Diseases Research	282,421	-
Health and Human Services, Department of	Direct		T32 AR007197	93.846	Arthritis, Musculoskeletal and Skin Diseases Research	194,099	-
Health and Human Services, Department of	Pass-Through	Brigham and Women's Hospital	114522	93.846	Arthritis, Musculoskeletal and Skin Diseases Research	161,233	-
Health and Human Services, Department of	Pass-Through	Cedars-Sinai Medical Center	0001121405	93.846	Arthritis, Musculoskeletal and Skin Diseases Research	(5,918)	-
Health and Human Services, Department of	Pass-Through	Cleveland Clinic Foundation (CCF)	706-SUB	93.846	Arthritis, Musculoskeletal and Skin Diseases Research	19,883	-
Health and Human Services, Department of	Pass-Through	Northwestern University	60038979M	93.846	Arthritis, Musculoskeletal and Skin Diseases Research	2,253	-
Health and Human Services, Department of	Pass-Through	State University of New York	68055	93.846	Arthritis, Musculoskeletal and Skin Diseases Research	92,088	-
Health and Human Services, Department of	Pass-Through	STEL Technologies, LLC	Roundtable Research Agreement	93.846	Arthritis, Musculoskeletal and Skin Diseases Research	24,148	-
Health and Human Services, Department of	Pass-Through	The Feinstein Institute for Medical Research	500678UMICH	93.846	Arthritis, Musculoskeletal and Skin Diseases Research	113,934	-
Health and Human Services, Department of	Pass-Through	Thomas Jefferson University	080-23000-R92202	93.846	Arthritis, Musculoskeletal and Skin Diseases Research	(9,179)	-
Health and Human Services, Department of	Pass-Through	Thomas Jefferson University	080-23000-R92203	93.846	Arthritis, Musculoskeletal and Skin Diseases Research	34,961	-
Health and Human Services, Department of	Pass-Through	University of Pennsylvania	567538	93.846	Arthritis, Musculoskeletal and Skin Diseases Research	(333)	-
Health and Human Services, Department of	Pass-Through	University of Pennsylvania	570153	93.846	Arthritis, Musculoskeletal and Skin Diseases Research	1,529	-
						\$ 11,927,937	\$ 415,083
Health and Human Services, Department of	Direct		1 DP3 DK094292-01	93.847	Diabetes, Digestive, and Kidney Diseases Extramural Research	\$ 21,268	\$ -
Health and Human Services, Department of	Direct		1 DP3 DK098129-01	93.847	Diabetes, Digestive, and Kidney Diseases Extramural Research	276,315	33,959
Health and Human Services, Department of	Direct		1 F31 DK113653-01	93.847	Diabetes, Digestive, and Kidney Diseases Extramural Research	4,432	-
Health and Human Services, Department of	Direct		1 F32 DK103461-02	93.847	Diabetes, Digestive, and Kidney Diseases Extramural Research	5,682	-
Health and Human Services, Department of	Direct		1 F32 DK112642-01A1	93.847	Diabetes, Digestive, and Kidney Diseases Extramural Research	9,728	-
Health and Human Services, Department of	Direct		1 K01DK113115-1	93.847	Diabetes, Digestive, and Kidney Diseases Extramural Research	25,615	-
Health and Human Services, Department of	Direct		1 K08 DK089119-03	93.847	Diabetes, Digestive, and Kidney Diseases Extramural Research	1,290	-

University of Michigan
Schedule of Expenditures of Federal Awards
For the Year Ended June 30, 2017

Cluster Title/Federal Grantor/Program	Type	Pass-Through Grantor	Award Identifier	CFDA Number	CFDA Program Title	Federal Expenditures	Pass-Through
Health and Human Services, Department of	Direct		1 K99 DK109115-01	93.847	Diabetes, Digestive, and Kidney Diseases Extramural Research	44,056	-
Health and Human Services, Department of	Direct		1 R01 DK097362-02	93.847	Diabetes, Digestive, and Kidney Diseases Extramural Research	307,759	-
Health and Human Services, Department of	Direct		1 R01 DK104733-02	93.847	Diabetes, Digestive, and Kidney Diseases Extramural Research	578,291	-
Health and Human Services, Department of	Direct		1 R01 DK107282-01A1	93.847	Diabetes, Digestive, and Kidney Diseases Extramural Research	167,589	-
Health and Human Services, Department of	Direct		1 R01 DK109032-02	93.847	Diabetes, Digestive, and Kidney Diseases Extramural Research	455,364	71,537
Health and Human Services, Department of	Direct		1 R01 DK110273-01A1	93.847	Diabetes, Digestive, and Kidney Diseases Extramural Research	58,368	-
Health and Human Services, Department of	Direct		1 R01 DK110436-01	93.847	Diabetes, Digestive, and Kidney Diseases Extramural Research	243,897	-
Health and Human Services, Department of	Direct		1 R01 DK112800-01	93.847	Diabetes, Digestive, and Kidney Diseases Extramural Research	62,703	-
Health and Human Services, Department of	Direct		1 R13 DK111272-01	93.847	Diabetes, Digestive, and Kidney Diseases Extramural Research	54,926	-
Health and Human Services, Department of	Direct		1 R21 DK098776-02	93.847	Diabetes, Digestive, and Kidney Diseases Extramural Research	(69,646)	-
Health and Human Services, Department of	Direct		1 R21 DK100753-02	93.847	Diabetes, Digestive, and Kidney Diseases Extramural Research	63,584	-
Health and Human Services, Department of	Direct		1 R56 DK104999-01	93.847	Diabetes, Digestive, and Kidney Diseases Extramural Research	11,609	-
Health and Human Services, Department of	Direct		1 R56 DK108921-01	93.847	Diabetes, Digestive, and Kidney Diseases Extramural Research	27,253	-
Health and Human Services, Department of	Direct		2 P30 DK-020572-38	93.847	Diabetes, Digestive, and Kidney Diseases Extramural Research	(12,869)	-
Health and Human Services, Department of	Direct		2 P30 DK034933-31A1	93.847	Diabetes, Digestive, and Kidney Diseases Extramural Research	89,325	-
Health and Human Services, Department of	Direct		2 R01 DK04203-27A1	93.847	Diabetes, Digestive, and Kidney Diseases Extramural Research	106,333	-
Health and Human Services, Department of	Direct		2 R01 DK046960-25	93.847	Diabetes, Digestive, and Kidney Diseases Extramural Research	318,462	-
Health and Human Services, Department of	Direct		2 R25 DK088752-06	93.847	Diabetes, Digestive, and Kidney Diseases Extramural Research	101,601	-
Health and Human Services, Department of	Direct		3 K08 DK101755-02S1	93.847	Diabetes, Digestive, and Kidney Diseases Extramural Research	152,421	-
Health and Human Services, Department of	Direct		3 R01 DK054222-17S1	93.847	Diabetes, Digestive, and Kidney Diseases Extramural Research	328,801	-
Health and Human Services, Department of	Direct		3 R01 DK077966-07S1	93.847	Diabetes, Digestive, and Kidney Diseases Extramural Research	429,254	4,833
Health and Human Services, Department of	Direct		3 R01 DK106618-02S1	93.847	Diabetes, Digestive, and Kidney Diseases Extramural Research	424,954	-
Health and Human Services, Department of	Direct		3 U01 DK062456-16S1	93.847	Diabetes, Digestive, and Kidney Diseases Extramural Research	3,589,523	2,396,440
Health and Human Services, Department of	Direct		3 U01 DK106893-03S1	93.847	Diabetes, Digestive, and Kidney Diseases Extramural Research	291,873	-
Health and Human Services, Department of	Direct		4 F30 DK100125-03	93.847	Diabetes, Digestive, and Kidney Diseases Extramural Research	15,761	-
Health and Human Services, Department of	Direct		4 R01 DK053904-17	93.847	Diabetes, Digestive, and Kidney Diseases Extramural Research	181,988	-
Health and Human Services, Department of	Direct		4 R01 DK062027-13	93.847	Diabetes, Digestive, and Kidney Diseases Extramural Research	469,278	-
Health and Human Services, Department of	Direct		4 R01 DK095137-05	93.847	Diabetes, Digestive, and Kidney Diseases Extramural Research	395,889	-
Health and Human Services, Department of	Direct		4 R01 DK096972-04	93.847	Diabetes, Digestive, and Kidney Diseases Extramural Research	404,738	-
Health and Human Services, Department of	Direct		4 R37 DK045729-23	93.847	Diabetes, Digestive, and Kidney Diseases Extramural Research	316,772	-
Health and Human Services, Department of	Direct		5 F30 DK 105749-03	93.847	Diabetes, Digestive, and Kidney Diseases Extramural Research	31,651	-
Health and Human Services, Department of	Direct		5 F31 DK100217-02	93.847	Diabetes, Digestive, and Kidney Diseases Extramural Research	24,376	-
Health and Human Services, Department of	Direct		5 F31 DK103524-03	93.847	Diabetes, Digestive, and Kidney Diseases Extramural Research	30,811	-
Health and Human Services, Department of	Direct		5 F31 DK111194-02	93.847	Diabetes, Digestive, and Kidney Diseases Extramural Research	36,697	-
Health and Human Services, Department of	Direct		5 F31 DK112625-02	93.847	Diabetes, Digestive, and Kidney Diseases Extramural Research	31,907	-
Health and Human Services, Department of	Direct		5 F32 DK105676-02	93.847	Diabetes, Digestive, and Kidney Diseases Extramural Research	55,916	-
Health and Human Services, Department of	Direct		5 F32 DK108493-02	93.847	Diabetes, Digestive, and Kidney Diseases Extramural Research	61,832	-
Health and Human Services, Department of	Direct		5 F32 DK108531-02	93.847	Diabetes, Digestive, and Kidney Diseases Extramural Research	44,828	-
Health and Human Services, Department of	Direct		5 F32 DK112627-02	93.847	Diabetes, Digestive, and Kidney Diseases Extramural Research	48,353	-

University of Michigan
Schedule of Expenditures of Federal Awards
For the Year Ended June 30, 2017

Cluster Title/Federal Grantor/Program	Type	Pass-Through Grantor	Award Identifier	CFDA Number	CFDA Program Title	Federal Expenditures	Pass-Through
Health and Human Services, Department of	Direct		5 K01 DK093766-04	93.847	Diabetes, Digestive, and Kidney Diseases Extramural Research	(171)	-
Health and Human Services, Department of	Direct		5 K01 DK106296-02	93.847	Diabetes, Digestive, and Kidney Diseases Extramural Research	125,279	-
Health and Human Services, Department of	Direct		5 K01 DK106322-02	93.847	Diabetes, Digestive, and Kidney Diseases Extramural Research	129,338	-
Health and Human Services, Department of	Direct		5 K01 DK107456-02	93.847	Diabetes, Digestive, and Kidney Diseases Extramural Research	117,064	-
Health and Human Services, Department of	Direct		5 K08 DK088945-06	93.847	Diabetes, Digestive, and Kidney Diseases Extramural Research	24,574	-
Health and Human Services, Department of	Direct		5 K08 DK088946-05	93.847	Diabetes, Digestive, and Kidney Diseases Extramural Research	61,957	-
Health and Human Services, Department of	Direct		5 K08 DK089117-05	93.847	Diabetes, Digestive, and Kidney Diseases Extramural Research	58,332	-
Health and Human Services, Department of	Direct		5 K08 DK089119-05	93.847	Diabetes, Digestive, and Kidney Diseases Extramural Research	145,601	-
Health and Human Services, Department of	Direct		5 K08 DK100662-02	93.847	Diabetes, Digestive, and Kidney Diseases Extramural Research	24,957	-
Health and Human Services, Department of	Direct		5 K08 DK102357-03	93.847	Diabetes, Digestive, and Kidney Diseases Extramural Research	(64,334)	-
Health and Human Services, Department of	Direct		5 K08 DK102357-05	93.847	Diabetes, Digestive, and Kidney Diseases Extramural Research	179,790	-
Health and Human Services, Department of	Direct		5 K08 DK102526-03	93.847	Diabetes, Digestive, and Kidney Diseases Extramural Research	122,017	-
Health and Human Services, Department of	Direct		5 K08 DK109116-01	93.847	Diabetes, Digestive, and Kidney Diseases Extramural Research	173,147	-
Health and Human Services, Department of	Direct		5 K12 DK111011-02	93.847	Diabetes, Digestive, and Kidney Diseases Extramural Research	110,178	-
Health and Human Services, Department of	Direct		5 K23 DK097183-05	93.847	Diabetes, Digestive, and Kidney Diseases Extramural Research	161,496	-
Health and Human Services, Department of	Direct		5 K23 DK101687-03	93.847	Diabetes, Digestive, and Kidney Diseases Extramural Research	216,034	-
Health and Human Services, Department of	Direct		5 K24 DK062234-10	93.847	Diabetes, Digestive, and Kidney Diseases Extramural Research	370	-
Health and Human Services, Department of	Direct		5 K24 DK084208-05	93.847	Diabetes, Digestive, and Kidney Diseases Extramural Research	(334)	-
Health and Human Services, Department of	Direct		5 K25 DK092558-05	93.847	Diabetes, Digestive, and Kidney Diseases Extramural Research	79,699	-
Health and Human Services, Department of	Direct		5 K99 DK105205-02	93.847	Diabetes, Digestive, and Kidney Diseases Extramural Research	95,191	-
Health and Human Services, Department of	Direct		5 K99 DK10664-02	93.847	Diabetes, Digestive, and Kidney Diseases Extramural Research	88,565	-
Health and Human Services, Department of	Direct		5 K99 DK110537- 02	93.847	Diabetes, Digestive, and Kidney Diseases Extramural Research	66,533	-
Health and Human Services, Department of	Direct		5 P01 DK062041-13	93.847	Diabetes, Digestive, and Kidney Diseases Extramural Research	(8,592)	-
Health and Human Services, Department of	Direct		5 P01 DK062041-15	93.847	Diabetes, Digestive, and Kidney Diseases Extramural Research	1,127,945	-
Health and Human Services, Department of	Direct		5 P30 DK020572-40	93.847	Diabetes, Digestive, and Kidney Diseases Extramural Research	1,867,562	71,845
Health and Human Services, Department of	Direct		5 P30 DK034933-30	93.847	Diabetes, Digestive, and Kidney Diseases Extramural Research	(126,568)	-
Health and Human Services, Department of	Direct		5 P30 DK081943-08S1	93.847	Diabetes, Digestive, and Kidney Diseases Extramural Research	84,499	23,442
Health and Human Services, Department of	Direct		5 P30 DK089503-05	93.847	Diabetes, Digestive, and Kidney Diseases Extramural Research	36	-
Health and Human Services, Department of	Direct		5 P30 DK089503-08	93.847	Diabetes, Digestive, and Kidney Diseases Extramural Research	1,250,959	-
Health and Human Services, Department of	Direct		5 P30 DK092926-05	93.847	Diabetes, Digestive, and Kidney Diseases Extramural Research	(115,926)	-
Health and Human Services, Department of	Direct		5 P30 DK092926-07	93.847	Diabetes, Digestive, and Kidney Diseases Extramural Research	333,219	-
Health and Human Services, Department of	Direct		5 R00 DK091405-05	93.847	Diabetes, Digestive, and Kidney Diseases Extramural Research	124,601	-
Health and Human Services, Department of	Direct		5 R00 DK097141-05	93.847	Diabetes, Digestive, and Kidney Diseases Extramural Research	272,074	-
Health and Human Services, Department of	Direct		5 R00 DK099240-04	93.847	Diabetes, Digestive, and Kidney Diseases Extramural Research	195,374	-
Health and Human Services, Department of	Direct		5 R01 DK040344-29	93.847	Diabetes, Digestive, and Kidney Diseases Extramural Research	460,974	-
Health and Human Services, Department of	Direct		5 R01 DK042303-26	93.847	Diabetes, Digestive, and Kidney Diseases Extramural Research	(16,100)	-
Health and Human Services, Department of	Direct		5 R01 DK045776-26	93.847	Diabetes, Digestive, and Kidney Diseases Extramural Research	390,501	-
Health and Human Services, Department of	Direct		5 R01 DK046073-21	93.847	Diabetes, Digestive, and Kidney Diseases Extramural Research	132,749	-
Health and Human Services, Department of	Direct		5 R01 DK046409-21	93.847	Diabetes, Digestive, and Kidney Diseases Extramural Research	(63,959)	-

University of Michigan
Schedule of Expenditures of Federal Awards
For the Year Ended June 30, 2017

Cluster Title/Federal Grantor/Program	Type	Pass-Through Grantor	Award Identifier	CFDA Number	CFDA Program Title	Federal Expenditures	Pass-Through
Health and Human Services, Department of	Direct		5 R01 DK046409-24	93.847	Diabetes, Digestive, and Kidney Diseases Extramural Research	554,666	-
Health and Human Services, Department of	Direct		5 R01 DK047918-24	93.847	Diabetes, Digestive, and Kidney Diseases Extramural Research	604,007	-
Health and Human Services, Department of	Direct		5 R01 DK048280-24	93.847	Diabetes, Digestive, and Kidney Diseases Extramural Research	441,489	-
Health and Human Services, Department of	Direct		5 R01 DK048419-18	93.847	Diabetes, Digestive, and Kidney Diseases Extramural Research	(2,547)	-
Health and Human Services, Department of	Direct		5 R01 DK052951-18	93.847	Diabetes, Digestive, and Kidney Diseases Extramural Research	22,203	-
Health and Human Services, Department of	Direct		5 R01 DK054222-15	93.847	Diabetes, Digestive, and Kidney Diseases Extramural Research	(45,894)	-
Health and Human Services, Department of	Direct		5 R01 DK054740-17	93.847	Diabetes, Digestive, and Kidney Diseases Extramural Research	723,971	-
Health and Human Services, Department of	Direct		5 R01 DK055679-18	93.847	Diabetes, Digestive, and Kidney Diseases Extramural Research	368,926	-
Health and Human Services, Department of	Direct		5 R01 DK058913-12	93.847	Diabetes, Digestive, and Kidney Diseases Extramural Research	(14,341)	-
Health and Human Services, Department of	Direct		5 R01 DK058913-14	93.847	Diabetes, Digestive, and Kidney Diseases Extramural Research	377,489	-
Health and Human Services, Department of	Direct		5 R01 DK059888-17	93.847	Diabetes, Digestive, and Kidney Diseases Extramural Research	393,037	-
Health and Human Services, Department of	Direct		5 R01 DK061707-13	93.847	Diabetes, Digestive, and Kidney Diseases Extramural Research	(70,959)	-
Health and Human Services, Department of	Direct		5 R01 DK061707-15	93.847	Diabetes, Digestive, and Kidney Diseases Extramural Research	563,830	-
Health and Human Services, Department of	Direct		5 R01 DK062027-12	93.847	Diabetes, Digestive, and Kidney Diseases Extramural Research	(163,924)	-
Health and Human Services, Department of	Direct		5 R01 DK062876-13	93.847	Diabetes, Digestive, and Kidney Diseases Extramural Research	439,952	-
Health and Human Services, Department of	Direct		5 R01 DK066604-11	93.847	Diabetes, Digestive, and Kidney Diseases Extramural Research	368,162	-
Health and Human Services, Department of	Direct		5 R01 DK067287-11	93.847	Diabetes, Digestive, and Kidney Diseases Extramural Research	127,688	-
Health and Human Services, Department of	Direct		5 R01 DK068400-13	93.847	Diabetes, Digestive, and Kidney Diseases Extramural Research	484,364	149,812
Health and Human Services, Department of	Direct		5 R01 DK069950-11	93.847	Diabetes, Digestive, and Kidney Diseases Extramural Research	50,234	-
Health and Human Services, Department of	Direct		5 R01 DK070869-10	93.847	Diabetes, Digestive, and Kidney Diseases Extramural Research	339,603	3,773
Health and Human Services, Department of	Direct		5 R01 DK071771-09	93.847	Diabetes, Digestive, and Kidney Diseases Extramural Research	79,978	-
Health and Human Services, Department of	Direct		5 R01 DK073722-10	93.847	Diabetes, Digestive, and Kidney Diseases Extramural Research	(118)	-
Health and Human Services, Department of	Direct		5 R01 DK077086-09	93.847	Diabetes, Digestive, and Kidney Diseases Extramural Research	(3,301)	-
Health and Human Services, Department of	Direct		5 R01 DK077966-05	93.847	Diabetes, Digestive, and Kidney Diseases Extramural Research	(222)	-
Health and Human Services, Department of	Direct		5 R01 DK078056-09	93.847	Diabetes, Digestive, and Kidney Diseases Extramural Research	341,656	-
Health and Human Services, Department of	Direct		5 R01 DK079392-13	93.847	Diabetes, Digestive, and Kidney Diseases Extramural Research	497,745	-
Health and Human Services, Department of	Direct		5 R01 DK083373-05	93.847	Diabetes, Digestive, and Kidney Diseases Extramural Research	(95,918)	-
Health and Human Services, Department of	Direct		5 R01 DK083491-09	93.847	Diabetes, Digestive, and Kidney Diseases Extramural Research	273,085	-
Health and Human Services, Department of	Direct		5 R01 DK085714-08	93.847	Diabetes, Digestive, and Kidney Diseases Extramural Research	18,410	-
Health and Human Services, Department of	Direct		5 R01 DK087708-05	93.847	Diabetes, Digestive, and Kidney Diseases Extramural Research	(25,745)	-
Health and Human Services, Department of	Direct		5 R01 DK088114-05	93.847	Diabetes, Digestive, and Kidney Diseases Extramural Research	33,828	-
Health and Human Services, Department of	Direct		5 R01 DK088856-05	93.847	Diabetes, Digestive, and Kidney Diseases Extramural Research	65,321	-
Health and Human Services, Department of	Direct		5 R01 DK089763-07	93.847	Diabetes, Digestive, and Kidney Diseases Extramural Research	767,782	464,040
Health and Human Services, Department of	Direct		5 R01 DK089933-05	93.847	Diabetes, Digestive, and Kidney Diseases Extramural Research	(49,077)	-
Health and Human Services, Department of	Direct		5 R01 DK089933-07	93.847	Diabetes, Digestive, and Kidney Diseases Extramural Research	410,076	-
Health and Human Services, Department of	Direct		5 R01 DK090165-05	93.847	Diabetes, Digestive, and Kidney Diseases Extramural Research	(42,933)	-
Health and Human Services, Department of	Direct		5 R01 DK090165-07	93.847	Diabetes, Digestive, and Kidney Diseases Extramural Research	288,024	-
Health and Human Services, Department of	Direct		5 R01 DK090262-05	93.847	Diabetes, Digestive, and Kidney Diseases Extramural Research	(6,931)	-
Health and Human Services, Department of	Direct		5 R01 DK090262-07	93.847	Diabetes, Digestive, and Kidney Diseases Extramural Research	357,969	-

University of Michigan
Schedule of Expenditures of Federal Awards
For the Year Ended June 30, 2017

Cluster Title/Federal Grantor/Program	Type	Pass-Through Grantor	Award Identifier	CFDA Number	CFDA Program Title	Federal Expenditures	Pass-Through
Health and Human Services, Department of	Direct		5 R01 DK091191-12	93.847	Diabetes, Digestive, and Kidney Diseases Extramural Research	302,821	-
Health and Human Services, Department of	Direct		5 R01 DK091267-05	93.847	Diabetes, Digestive, and Kidney Diseases Extramural Research	185,145	-
Health and Human Services, Department of	Direct		5 R01 DK091591-04	93.847	Diabetes, Digestive, and Kidney Diseases Extramural Research	140,052	-
Health and Human Services, Department of	Direct		5 R01 DK092475-04	93.847	Diabetes, Digestive, and Kidney Diseases Extramural Research	119,924	-
Health and Human Services, Department of	Direct		5 R01 DK093513-04	93.847	Diabetes, Digestive, and Kidney Diseases Extramural Research	54,636	-
Health and Human Services, Department of	Direct		5 R01 DK093848-05	93.847	Diabetes, Digestive, and Kidney Diseases Extramural Research	84,225	-
Health and Human Services, Department of	Direct		5 R01 DK094014-04	93.847	Diabetes, Digestive, and Kidney Diseases Extramural Research	311,921	-
Health and Human Services, Department of	Direct		5 R01 DK094777-07	93.847	Diabetes, Digestive, and Kidney Diseases Extramural Research	533,850	-
Health and Human Services, Department of	Direct		5 R01 DK095137-04	93.847	Diabetes, Digestive, and Kidney Diseases Extramural Research	(46,478)	-
Health and Human Services, Department of	Direct		5 R01 DK095201-04	93.847	Diabetes, Digestive, and Kidney Diseases Extramural Research	43,217	-
Health and Human Services, Department of	Direct		5 R01 DK095201-06	93.847	Diabetes, Digestive, and Kidney Diseases Extramural Research	354,103	-
Health and Human Services, Department of	Direct		5 R01 DK095210-05	93.847	Diabetes, Digestive, and Kidney Diseases Extramural Research	351,669	247,854
Health and Human Services, Department of	Direct		5 R01 DK095782-05	93.847	Diabetes, Digestive, and Kidney Diseases Extramural Research	437,306	-
Health and Human Services, Department of	Direct		5 R01 DK095782-3	93.847	Diabetes, Digestive, and Kidney Diseases Extramural Research	(100,943)	-
Health and Human Services, Department of	Direct		5 R01 DK096972-03	93.847	Diabetes, Digestive, and Kidney Diseases Extramural Research	148,823	-
Health and Human Services, Department of	Direct		5 R01 DK097027-04	93.847	Diabetes, Digestive, and Kidney Diseases Extramural Research	391,182	-
Health and Human Services, Department of	Direct		5 R01 DK097374-03	93.847	Diabetes, Digestive, and Kidney Diseases Extramural Research	(119,850)	-
Health and Human Services, Department of	Direct		5 R01 DK097374-05	93.847	Diabetes, Digestive, and Kidney Diseases Extramural Research	536,138	-
Health and Human Services, Department of	Direct		5 R01 DK097449-03	93.847	Diabetes, Digestive, and Kidney Diseases Extramural Research	(9,999)	-
Health and Human Services, Department of	Direct		5 R01 DK097449-05	93.847	Diabetes, Digestive, and Kidney Diseases Extramural Research	305,471	-
Health and Human Services, Department of	Direct		5 R01 DK098032-04	93.847	Diabetes, Digestive, and Kidney Diseases Extramural Research	546,959	310,565
Health and Human Services, Department of	Direct		5 R01 DK098205-03	93.847	Diabetes, Digestive, and Kidney Diseases Extramural Research	(33,837)	-
Health and Human Services, Department of	Direct		5 R01 DK098205-05	93.847	Diabetes, Digestive, and Kidney Diseases Extramural Research	418,188	-
Health and Human Services, Department of	Direct		5 R01 DK098853-04	93.847	Diabetes, Digestive, and Kidney Diseases Extramural Research	110,365	-
Health and Human Services, Department of	Direct		5 R01 DK099034-03	93.847	Diabetes, Digestive, and Kidney Diseases Extramural Research	464,776	-
Health and Human Services, Department of	Direct		5 R01 DK099593-04	93.847	Diabetes, Digestive, and Kidney Diseases Extramural Research	313,083	-
Health and Human Services, Department of	Direct		5 R01 DK100449-04	93.847	Diabetes, Digestive, and Kidney Diseases Extramural Research	487,722	-
Health and Human Services, Department of	Direct		5 R01 DK100722-08	93.847	Diabetes, Digestive, and Kidney Diseases Extramural Research	460,674	-
Health and Human Services, Department of	Direct		5 R01 DK101423-04	93.847	Diabetes, Digestive, and Kidney Diseases Extramural Research	399,564	149,726
Health and Human Services, Department of	Direct		5 R01 DK101473-03	93.847	Diabetes, Digestive, and Kidney Diseases Extramural Research	213,071	139,920
Health and Human Services, Department of	Direct		5 R01 DK102456-03	93.847	Diabetes, Digestive, and Kidney Diseases Extramural Research	465,452	-
Health and Human Services, Department of	Direct		5 R01 DK102532-03	93.847	Diabetes, Digestive, and Kidney Diseases Extramural Research	399,879	56,557
Health and Human Services, Department of	Direct		5 R01 DK102643-03	93.847	Diabetes, Digestive, and Kidney Diseases Extramural Research	159,502	-
Health and Human Services, Department of	Direct		5 R01 DK102663-04	93.847	Diabetes, Digestive, and Kidney Diseases Extramural Research	259,864	-
Health and Human Services, Department of	Direct		5 R01 DK102850-03	93.847	Diabetes, Digestive, and Kidney Diseases Extramural Research	412,487	-
Health and Human Services, Department of	Direct		5 R01 DK103877-04	93.847	Diabetes, Digestive, and Kidney Diseases Extramural Research	266,455	-
Health and Human Services, Department of	Direct		5 R01 DK104999-02	93.847	Diabetes, Digestive, and Kidney Diseases Extramural Research	442,633	-
Health and Human Services, Department of	Direct		5 R01 DK105393-04	93.847	Diabetes, Digestive, and Kidney Diseases Extramural Research	242,898	-
Health and Human Services, Department of	Direct		5 R01 DK106188- 03	93.847	Diabetes, Digestive, and Kidney Diseases Extramural Research	415,255	-

University of Michigan
Schedule of Expenditures of Federal Awards
For the Year Ended June 30, 2017

Cluster Title/Federal Grantor/Program	Type	Pass-Through Grantor	Award Identifier	CFDA Number	CFDA Program Title	Federal Expenditures	Pass-Through
Health and Human Services, Department of	Direct		5 R01 DK106304-02	93.847	Diabetes, Digestive, and Kidney Diseases Extramural Research	82,888	-
Health and Human Services, Department of	Direct		5 R01 DK106621-03	93.847	Diabetes, Digestive, and Kidney Diseases Extramural Research	639,492	158,779
Health and Human Services, Department of	Direct		5 R01 DK107535-03	93.847	Diabetes, Digestive, and Kidney Diseases Extramural Research	400,795	-
Health and Human Services, Department of	Direct		5 R01 DK107583-02	93.847	Diabetes, Digestive, and Kidney Diseases Extramural Research	375,401	-
Health and Human Services, Department of	Direct		5 R01 DK107652-02	93.847	Diabetes, Digestive, and Kidney Diseases Extramural Research	491,947	-
Health and Human Services, Department of	Direct		5 R01 DK107730-02	93.847	Diabetes, Digestive, and Kidney Diseases Extramural Research	388,918	-
Health and Human Services, Department of	Direct		5 R01 DK107904-02	93.847	Diabetes, Digestive, and Kidney Diseases Extramural Research	385,971	61,574
Health and Human Services, Department of	Direct		5 R01 DK107956-02	93.847	Diabetes, Digestive, and Kidney Diseases Extramural Research	467,084	-
Health and Human Services, Department of	Direct		5 R01 DK108805-02	93.847	Diabetes, Digestive, and Kidney Diseases Extramural Research	281,331	20,542
Health and Human Services, Department of	Direct		5 R01 DK108921-02	93.847	Diabetes, Digestive, and Kidney Diseases Extramural Research	287,659	-
Health and Human Services, Department of	Direct		5 R01 DK109995-02	93.847	Diabetes, Digestive, and Kidney Diseases Extramural Research	306,582	-
Health and Human Services, Department of	Direct		5 R01 DK111174-02	93.847	Diabetes, Digestive, and Kidney Diseases Extramural Research	593,087	-
Health and Human Services, Department of	Direct		5 R01 DK111465-02	93.847	Diabetes, Digestive, and Kidney Diseases Extramural Research	425,290	-
Health and Human Services, Department of	Direct		5 R03 DK100704-02	93.847	Diabetes, Digestive, and Kidney Diseases Extramural Research	(45)	-
Health and Human Services, Department of	Direct		5 R03 DK102480-02	93.847	Diabetes, Digestive, and Kidney Diseases Extramural Research	52,951	15,675
Health and Human Services, Department of	Direct		5 R18 DK088294-05	93.847	Diabetes, Digestive, and Kidney Diseases Extramural Research	184,104	-
Health and Human Services, Department of	Direct		5 R21 DK100710-02	93.847	Diabetes, Digestive, and Kidney Diseases Extramural Research	131,757	-
Health and Human Services, Department of	Direct		5 R21 DK101654-02	93.847	Diabetes, Digestive, and Kidney Diseases Extramural Research	174,033	-
Health and Human Services, Department of	Direct		5 R21 DK103183-02	93.847	Diabetes, Digestive, and Kidney Diseases Extramural Research	160,317	-
Health and Human Services, Department of	Direct		5 R21 DK106647-02	93.847	Diabetes, Digestive, and Kidney Diseases Extramural Research	193,922	13,261
Health and Human Services, Department of	Direct		5 R21 DK110146-02	93.847	Diabetes, Digestive, and Kidney Diseases Extramural Research	218,547	-
Health and Human Services, Department of	Direct		5 R24 DK082841-06	93.847	Diabetes, Digestive, and Kidney Diseases Extramural Research	38,594	-
Health and Human Services, Department of	Direct		5 R24 DK082841-08	93.847	Diabetes, Digestive, and Kidney Diseases Extramural Research	955,922	-
Health and Human Services, Department of	Direct		5 R37 DK045729-22	93.847	Diabetes, Digestive, and Kidney Diseases Extramural Research	(4,526)	-
Health and Human Services, Department of	Direct		5 R37 DK046960-23	93.847	Diabetes, Digestive, and Kidney Diseases Extramural Research	(21,913)	-
Health and Human Services, Department of	Direct		5 R37 DK056731-17	93.847	Diabetes, Digestive, and Kidney Diseases Extramural Research	(50,756)	-
Health and Human Services, Department of	Direct		5 R37 DK056731-19	93.847	Diabetes, Digestive, and Kidney Diseases Extramural Research	456,170	-
Health and Human Services, Department of	Direct		5 U01 DK061028-15	93.847	Diabetes, Digestive, and Kidney Diseases Extramural Research	(35,808)	-
Health and Human Services, Department of	Direct		5 U01 DK061028-17	93.847	Diabetes, Digestive, and Kidney Diseases Extramural Research	845,596	105,000
Health and Human Services, Department of	Direct		5 U01 DK062370-14	93.847	Diabetes, Digestive, and Kidney Diseases Extramural Research	765,336	131,165
Health and Human Services, Department of	Direct		5 U01 DK062456-12	93.847	Diabetes, Digestive, and Kidney Diseases Extramural Research	(16,173)	-
Health and Human Services, Department of	Direct		5 U01 DK062498-12S2	93.847	Diabetes, Digestive, and Kidney Diseases Extramural Research	157,046	136,098
Health and Human Services, Department of	Direct		5 U01 DK065184-12	93.847	Diabetes, Digestive, and Kidney Diseases Extramural Research	11,721	5,068
Health and Human Services, Department of	Direct		5 U01 DK065184-15	93.847	Diabetes, Digestive, and Kidney Diseases Extramural Research	311,060	2,201
Health and Human Services, Department of	Direct		5 U01 DK073985-10	93.847	Diabetes, Digestive, and Kidney Diseases Extramural Research	140,270	-
Health and Human Services, Department of	Direct		5 U01 DK082345-09	93.847	Diabetes, Digestive, and Kidney Diseases Extramural Research	971,463	-
Health and Human Services, Department of	Direct		5 U01 DK082863-07	93.847	Diabetes, Digestive, and Kidney Diseases Extramural Research	(648)	-
Health and Human Services, Department of	Direct		5 U01 DK082863-10	93.847	Diabetes, Digestive, and Kidney Diseases Extramural Research	284,853	73,438
Health and Human Services, Department of	Direct		5 U01 DK085584-05	93.847	Diabetes, Digestive, and Kidney Diseases Extramural Research	(2,253)	-

University of Michigan
Schedule of Expenditures of Federal Awards
For the Year Ended June 30, 2017

Cluster Title/Federal Grantor/Program	Type	Pass-Through Grantor	Award Identifier	CFDA Number	CFDA Program Title	Federal Expenditures	Pass-Through
Health and Human Services, Department of	Direct		5 U01 DK099932-03	93.847	Diabetes, Digestive, and Kidney Diseases Extramural Research	(1,319)	-
Health and Human Services, Department of	Direct		5 U01 DK099932-05	93.847	Diabetes, Digestive, and Kidney Diseases Extramural Research	482,108	-
Health and Human Services, Department of	Direct		5 U01 DK103141-04	93.847	Diabetes, Digestive, and Kidney Diseases Extramural Research	385,890	28,997
Health and Human Services, Department of	Direct		5 U2C DK110768-02	93.847	Diabetes, Digestive, and Kidney Diseases Extramural Research	923,160	-
Health and Human Services, Department of	Direct		5 U54 DK083912-09	93.847	Diabetes, Digestive, and Kidney Diseases Extramural Research	1,291,180	368,003
Health and Human Services, Department of	Direct		5 UM1 DK100845-03S1	93.847	Diabetes, Digestive, and Kidney Diseases Extramural Research	176,291	180,087
Health and Human Services, Department of	Direct		5 UM1 DK100845-04	93.847	Diabetes, Digestive, and Kidney Diseases Extramural Research	1,123,982	628,321
Health and Human Services, Department of	Direct		5K08 DK106523-03	93.847	Diabetes, Digestive, and Kidney Diseases Extramural Research	137,273	8,229
Health and Human Services, Department of	Direct		5P30DK081943-10	93.847	Diabetes, Digestive, and Kidney Diseases Extramural Research	1,013,606	201,300
Health and Human Services, Department of	Direct		7 R01 DK059888-15	93.847	Diabetes, Digestive, and Kidney Diseases Extramural Research	143,829	-
Health and Human Services, Department of	Direct		7 R01 DK061379-14	93.847	Diabetes, Digestive, and Kidney Diseases Extramural Research	172,114	-
Health and Human Services, Department of	Direct		7 R01 DK072564-21	93.847	Diabetes, Digestive, and Kidney Diseases Extramural Research	205,853	-
Health and Human Services, Department of	Direct		7 R01 DK082480-06	93.847	Diabetes, Digestive, and Kidney Diseases Extramural Research	(558)	-
Health and Human Services, Department of	Direct		T32 DK007245	93.847	Diabetes, Digestive, and Kidney Diseases Extramural Research	376,251	-
Health and Human Services, Department of	Direct		T32 DK007378	93.847	Diabetes, Digestive, and Kidney Diseases Extramural Research	393,326	-
Health and Human Services, Department of	Direct		T32 DK007782	93.847	Diabetes, Digestive, and Kidney Diseases Extramural Research	101,387	-
Health and Human Services, Department of	Direct		T32 DK062708	93.847	Diabetes, Digestive, and Kidney Diseases Extramural Research	(15,161)	-
Health and Human Services, Department of	Direct		T32 DK062708	93.847	Diabetes, Digestive, and Kidney Diseases Extramural Research	177,929	-
Health and Human Services, Department of	Direct		T32 DK071212	93.847	Diabetes, Digestive, and Kidney Diseases Extramural Research	(4,483)	-
Health and Human Services, Department of	Direct		T32 DK071212	93.847	Diabetes, Digestive, and Kidney Diseases Extramural Research	229,897	-
Health and Human Services, Department of	Direct		T32 DK094775	93.847	Diabetes, Digestive, and Kidney Diseases Extramural Research	15,183	-
Health and Human Services, Department of	Direct		T32 DK094775	93.847	Diabetes, Digestive, and Kidney Diseases Extramural Research	341,089	-
Health and Human Services, Department of	Direct		T32 DK101357	93.847	Diabetes, Digestive, and Kidney Diseases Extramural Research	290,382	-
Health and Human Services, Department of	Direct		T32DK108740	93.847	Diabetes, Digestive, and Kidney Diseases Extramural Research	58,846	-
Health and Human Services, Department of	Pass-Through	Albert Einstein College of Medicine, Inc.,	310780	93.847	Diabetes, Digestive, and Kidney Diseases Extramural Research	84,251	-
Health and Human Services, Department of	Pass-Through	American Gastroenterological Association	002	93.847	Diabetes, Digestive, and Kidney Diseases Extramural Research	12,535	-
Health and Human Services, Department of	Pass-Through	Arbor Research Collaborative For Health	Appendix J	93.847	Diabetes, Digestive, and Kidney Diseases Extramural Research	22,292	-
Health and Human Services, Department of	Pass-Through	Arbor Research Collaborative For Health	Appendix E	93.847	Diabetes, Digestive, and Kidney Diseases Extramural Research	21,376	-
Health and Human Services, Department of	Pass-Through	Augusta University	25034-74	93.847	Diabetes, Digestive, and Kidney Diseases Extramural Research	56,048	-
Health and Human Services, Department of	Pass-Through	Augusta University	25034-86	93.847	Diabetes, Digestive, and Kidney Diseases Extramural Research	13,024	-
Health and Human Services, Department of	Pass-Through	Augusta University	30835/25034-51	93.847	Diabetes, Digestive, and Kidney Diseases Extramural Research	9,714	-
Health and Human Services, Department of	Pass-Through	Augusta University	30835-12	93.847	Diabetes, Digestive, and Kidney Diseases Extramural Research	83,897	-
Health and Human Services, Department of	Pass-Through	Augusta University	30835-27	93.847	Diabetes, Digestive, and Kidney Diseases Extramural Research	9,684	-
Health and Human Services, Department of	Pass-Through	Augusta University	30835-5	93.847	Diabetes, Digestive, and Kidney Diseases Extramural Research	66,961	-
Health and Human Services, Department of	Pass-Through	Baylor College of Medicine	102080903	93.847	Diabetes, Digestive, and Kidney Diseases Extramural Research	2	-
Health and Human Services, Department of	Pass-Through	Baylor College of Medicine	102226345	93.847	Diabetes, Digestive, and Kidney Diseases Extramural Research	64,215	-
Health and Human Services, Department of	Pass-Through	Baylor University	102093373	93.847	Diabetes, Digestive, and Kidney Diseases Extramural Research	7,356	-
Health and Human Services, Department of	Pass-Through	Boston Medical Center	0334601	93.847	Diabetes, Digestive, and Kidney Diseases Extramural Research	83,601	-
Health and Human Services, Department of	Pass-Through	Boston Medical Center	0472601	93.847	Diabetes, Digestive, and Kidney Diseases Extramural Research	55,206	-

**University of Michigan
Schedule of Expenditures of Federal Awards
For the Year Ended June 30, 2017**

Cluster Title/Federal Grantor/Program	Type	Pass-Through Grantor	Award Identifier	CFDA Number	CFDA Program Title	Federal Expenditures	Pass-Through
Health and Human Services, Department of	Pass-Through	Broad Institute	5000100-5500000844	93.847	Diabetes, Digestive, and Kidney Diseases Extramural Research	46,706	-
Health and Human Services, Department of	Pass-Through	Broad Institute	5216273-5500000917	93.847	Diabetes, Digestive, and Kidney Diseases Extramural Research	71,044	-
Health and Human Services, Department of	Pass-Through	Case Western Reserve University	RES508628	93.847	Diabetes, Digestive, and Kidney Diseases Extramural Research	5,583	-
Health and Human Services, Department of	Pass-Through	Case Western Reserve University	RES509482	93.847	Diabetes, Digestive, and Kidney Diseases Extramural Research	15,094	-
Health and Human Services, Department of	Pass-Through	Case Western Reserve University	RES510032	93.847	Diabetes, Digestive, and Kidney Diseases Extramural Research	(3,690)	-
Health and Human Services, Department of	Pass-Through	Case Western Reserve University	RES510378/ZDT1600153	93.847	Diabetes, Digestive, and Kidney Diseases Extramural Research	21,783	-
Health and Human Services, Department of	Pass-Through	Case Western Reserve University	RES511137	93.847	Diabetes, Digestive, and Kidney Diseases Extramural Research	171,952	-
Health and Human Services, Department of	Pass-Through	Duke University	2033652	93.847	Diabetes, Digestive, and Kidney Diseases Extramural Research	80,509	-
Health and Human Services, Department of	Pass-Through	Duke University	Duke Univ U01 DK065176	93.847	Diabetes, Digestive, and Kidney Diseases Extramural Research	25,058	-
Health and Human Services, Department of	Pass-Through	George Washington University	S-GRD1516-MW27	93.847	Diabetes, Digestive, and Kidney Diseases Extramural Research	41,478	-
Health and Human Services, Department of	Pass-Through	George Washington University	S-GRD1617-LL27	93.847	Diabetes, Digestive, and Kidney Diseases Extramural Research	431,533	-
Health and Human Services, Department of	Pass-Through	George Washington University	S-GRD1617-LL39	93.847	Diabetes, Digestive, and Kidney Diseases Extramural Research	148,716	-
Health and Human Services, Department of	Pass-Through	Indiana University	IN468559UM	93.847	Diabetes, Digestive, and Kidney Diseases Extramural Research	14,003	-
Health and Human Services, Department of	Pass-Through	Indiana University	IN-4687635-MICH	93.847	Diabetes, Digestive, and Kidney Diseases Extramural Research	2,296	-
Health and Human Services, Department of	Pass-Through	Indiana University	IN4689775UM	93.847	Diabetes, Digestive, and Kidney Diseases Extramural Research	180,993	-
Health and Human Services, Department of	Pass-Through	Joslin Diabetes Center	1987203-1	93.847	Diabetes, Digestive, and Kidney Diseases Extramural Research	671,643	66,476
Health and Human Services, Department of	Pass-Through	Joslin Diabetes Center	1987203-3	93.847	Diabetes, Digestive, and Kidney Diseases Extramural Research	349,722	-
Health and Human Services, Department of	Pass-Through	Joslin Diabetes Center	19-880-10	93.847	Diabetes, Digestive, and Kidney Diseases Extramural Research	50,795	-
Health and Human Services, Department of	Pass-Through	Kaiser Permanente Research Foundation Institute	115-9249-021-484	93.847	Diabetes, Digestive, and Kidney Diseases Extramural Research	30,686	-
Health and Human Services, Department of	Pass-Through	Maine Medical Center	ROSEN R24-03	93.847	Diabetes, Digestive, and Kidney Diseases Extramural Research	627,552	-
Health and Human Services, Department of	Pass-Through	Medical University of South Carolina	MUSC15-034	93.847	Diabetes, Digestive, and Kidney Diseases Extramural Research	97,463	-
Health and Human Services, Department of	Pass-Through	Michigan State University	RC100254UM	93.847	Diabetes, Digestive, and Kidney Diseases Extramural Research	(473)	-
Health and Human Services, Department of	Pass-Through	Michigan State University	RC104839UM	93.847	Diabetes, Digestive, and Kidney Diseases Extramural Research	27,882	-
Health and Human Services, Department of	Pass-Through	Mount Sinai Hospital	Subaward Agreement	93.847	Diabetes, Digestive, and Kidney Diseases Extramural Research	20,020	-
Health and Human Services, Department of	Pass-Through	Nemours Foundation, The	3002707020	93.847	Diabetes, Digestive, and Kidney Diseases Extramural Research	15,445	-
Health and Human Services, Department of	Pass-Through	North Shore University Hospital	EH13-094-S1	93.847	Diabetes, Digestive, and Kidney Diseases Extramural Research	18,399	-
Health and Human Services, Department of	Pass-Through	Northwestern University	60042628 UM	93.847	Diabetes, Digestive, and Kidney Diseases Extramural Research	64,943	-
Health and Human Services, Department of	Pass-Through	Sanford-Burnham Medical Research Institute	59630-12824-UM	93.847	Diabetes, Digestive, and Kidney Diseases Extramural Research	267,112	-
Health and Human Services, Department of	Pass-Through	The Children's Hospital Corporation	0000654093	93.847	Diabetes, Digestive, and Kidney Diseases Extramural Research	69,754	-
Health and Human Services, Department of	Pass-Through	The Icahn School of Medicine at Mount Sinai (ISMMS)	0255-1942-4609	93.847	Diabetes, Digestive, and Kidney Diseases Extramural Research	75,030	-
Health and Human Services, Department of	Pass-Through	University of Arizona	1U01DK107131-01	93.847	Diabetes, Digestive, and Kidney Diseases Extramural Research	14,771	-
Health and Human Services, Department of	Pass-Through	University of California - Los Angeles	1555 G SA861	93.847	Diabetes, Digestive, and Kidney Diseases Extramural Research	27,795	-
Health and Human Services, Department of	Pass-Through	University of California - San Francisco	9082sc	93.847	Diabetes, Digestive, and Kidney Diseases Extramural Research	33,361	-
Health and Human Services, Department of	Pass-Through	University of California-San Diego	71080934	93.847	Diabetes, Digestive, and Kidney Diseases Extramural Research	269,131	-
Health and Human Services, Department of	Pass-Through	University of Chicago	FP053842-02	93.847	Diabetes, Digestive, and Kidney Diseases Extramural Research	17,525	-
Health and Human Services, Department of	Pass-Through	University of North Carolina	5101189	93.847	Diabetes, Digestive, and Kidney Diseases Extramural Research	37,425	-
Health and Human Services, Department of	Pass-Through	University of North Carolina	5101564	93.847	Diabetes, Digestive, and Kidney Diseases Extramural Research	44,756	-
Health and Human Services, Department of	Pass-Through	University of North Carolina-Chapel Hill	5031833	93.847	Diabetes, Digestive, and Kidney Diseases Extramural Research	9,136	-
Health and Human Services, Department of	Pass-Through	University of Pennsylvania	565718	93.847	Diabetes, Digestive, and Kidney Diseases Extramural Research	133,984	-

University of Michigan
Schedule of Expenditures of Federal Awards
For the Year Ended June 30, 2017

Cluster Title/Federal Grantor/Program	Type	Pass-Through Grantor	Award Identifier	CFDA Number	CFDA Program Title	Federal Expenditures	Pass-Through
Health and Human Services, Department of	Pass-Through	University of Pennsylvania	568355	93.847	Diabetes, Digestive, and Kidney Diseases Extramural Research	171,932	97,194
Health and Human Services, Department of	Pass-Through	University of Southern California	73735617 / 80965568	93.847	Diabetes, Digestive, and Kidney Diseases Extramural Research	116,188	-
Health and Human Services, Department of	Pass-Through	University of Texas Southwestern Medical Center	160234-Registry	93.847	Diabetes, Digestive, and Kidney Diseases Extramural Research	105,182	-
Health and Human Services, Department of	Pass-Through	University of Texas Southwestern Medical Center	GMO111129	93.847	Diabetes, Digestive, and Kidney Diseases Extramural Research	(1,909)	-
Health and Human Services, Department of	Pass-Through	Wake Forest University	WFUHS 114580	93.847	Diabetes, Digestive, and Kidney Diseases Extramural Research	10,837	-
Health and Human Services, Department of	Pass-Through	Washington University in St. Louis	WU-14-68	93.847	Diabetes, Digestive, and Kidney Diseases Extramural Research	157,832	-
Health and Human Services, Department of	Pass-Through	Wayne State University	WSU14093	93.847	Diabetes, Digestive, and Kidney Diseases Extramural Research	18,502	-
Health and Human Services, Department of	Pass-Through	Wayne State University	WSU16006	93.847	Diabetes, Digestive, and Kidney Diseases Extramural Research	74,979	-
Health and Human Services, Department of	Pass-Through	Wayne State University	WSU16145-A1	93.847	Diabetes, Digestive, and Kidney Diseases Extramural Research	48,837	-
Health and Human Services, Department of	Pass-Through	Wayne State University	WSU16146, 301197	93.847	Diabetes, Digestive, and Kidney Diseases Extramural Research	12,382	-
						<u>\$ 61,682,856</u>	<u>\$ 6,425,711</u>
Health and Human Services, Department of	Direct		1 F31 NS100302-01	93.853	Extramural Research Programs in the Neurosciences and Neurological Disorders	\$ 1,948	\$ -
Health and Human Services, Department of	Direct		1 K08 NS101054-01	93.853	Extramural Research Programs in the Neurosciences and Neurological Disorders	35,970	-
Health and Human Services, Department of	Direct		1 R01 NS085798-03	93.853	Extramural Research Programs in the Neurosciences and Neurological Disorders	7,560	-
Health and Human Services, Department of	Direct		1 R13 NS096934-01	93.853	Extramural Research Programs in the Neurosciences and Neurological Disorders	3,200	-
Health and Human Services, Department of	Direct		1 R21 NS098003-01A1	93.853	Extramural Research Programs in the Neurosciences and Neurological Disorders	40,070	-
Health and Human Services, Department of	Direct		1 R21 NS103215-01	93.853	Extramural Research Programs in the Neurosciences and Neurological Disorders	3,826	-
Health and Human Services, Department of	Direct		1 R56 NS082941-01A1	93.853	Extramural Research Programs in the Neurosciences and Neurological Disorders	277,503	-
Health and Human Services, Department of	Direct		1 U01 NS090526-03	93.853	Extramural Research Programs in the Neurosciences and Neurological Disorders	580,130	185,155
Health and Human Services, Department of	Direct		1 U24 NS100659-01	93.853	Extramural Research Programs in the Neurosciences and Neurological Disorders	488	-
Health and Human Services, Department of	Direct		1 UH2 NS092981-01	93.853	Extramural Research Programs in the Neurosciences and Neurological Disorders	146,001	120,293
Health and Human Services, Department of	Direct		1R21NS088062-02	93.853	Extramural Research Programs in the Neurosciences and Neurological Disorders	138,620	-
Health and Human Services, Department of	Direct		2 R01 NS055746-11	93.853	Extramural Research Programs in the Neurosciences and Neurological Disorders	990	-
Health and Human Services, Department of	Direct		2 R37 NS076752-05A1	93.853	Extramural Research Programs in the Neurosciences and Neurological Disorders	132,482	-
Health and Human Services, Department of	Direct		2 R56 NS076752-05	93.853	Extramural Research Programs in the Neurosciences and Neurological Disorders	95,403	-
Health and Human Services, Department of	Direct		3 R01 GM081772-11S1	93.853	Extramural Research Programs in the Neurosciences and Neurological Disorders	236,689	-
Health and Human Services, Department of	Direct		3 R01 NS088571-02S1	93.853	Extramural Research Programs in the Neurosciences and Neurological Disorders	705,439	-
Health and Human Services, Department of	Direct		3 R15 NS081691-01S2	93.853	Extramural Research Programs in the Neurosciences and Neurological Disorders	55,495	-
Health and Human Services, Department of	Direct		4 K08 NS072183-05	93.853	Extramural Research Programs in the Neurosciences and Neurological Disorders	192,784	-
Health and Human Services, Department of	Direct		4 R01 NS034509-20S1	93.853	Extramural Research Programs in the Neurosciences and Neurological Disorders	469,267	-
Health and Human Services, Department of	Direct		4 R01 NS055746-10	93.853	Extramural Research Programs in the Neurosciences and Neurological Disorders	439,639	93,950
Health and Human Services, Department of	Direct		4 R01 NS073595-05	93.853	Extramural Research Programs in the Neurosciences and Neurological Disorders	206,148	-
Health and Human Services, Department of	Direct		4 R01 NS075066-05	93.853	Extramural Research Programs in the Neurosciences and Neurological Disorders	225,540	61,650
Health and Human Services, Department of	Direct		4 R01 NS077914-05	93.853	Extramural Research Programs in the Neurosciences and Neurological Disorders	214,180	-
Health and Human Services, Department of	Direct		4 R01 NS077946-05	93.853	Extramural Research Programs in the Neurosciences and Neurological Disorders	605,413	307,901
Health and Human Services, Department of	Direct		4 R01 NS079157-05	93.853	Extramural Research Programs in the Neurosciences and Neurological Disorders	286,763	-
Health and Human Services, Department of	Direct		4 R01 NS079639-05	93.853	Extramural Research Programs in the Neurosciences and Neurological Disorders	249,774	-
Health and Human Services, Department of	Direct		4 R01 NS081281-05	93.853	Extramural Research Programs in the Neurosciences and Neurological Disorders	292,303	62,813
Health and Human Services, Department of	Direct		4 R01 NS085798-04	93.853	Extramural Research Programs in the Neurosciences and Neurological Disorders	359,333	-

University of Michigan
Schedule of Expenditures of Federal Awards
For the Year Ended June 30, 2017

Cluster Title/Federal Grantor/Program	Type	Pass-Through Grantor	Award Identifier	CFDA Number	CFDA Program Title	Federal Expenditures	Pass-Through
Health and Human Services, Department of	Direct		5 F30 NS090780-03	93.853	Extramural Research Programs in the Neurosciences and Neurological Disorders	33,848	-
Health and Human Services, Department of	Direct		5 F30 NS092238-02	93.853	Extramural Research Programs in the Neurosciences and Neurological Disorders	2,025	-
Health and Human Services, Department of	Direct		5 F30 NS098571-02	93.853	Extramural Research Programs in the Neurosciences and Neurological Disorders	33,599	-
Health and Human Services, Department of	Direct		5 F31 NS087883-04	93.853	Extramural Research Programs in the Neurosciences and Neurological Disorders	38,517	-
Health and Human Services, Department of	Direct		5 F31 NS090883-03	93.853	Extramural Research Programs in the Neurosciences and Neurological Disorders	32,551	-
Health and Human Services, Department of	Direct		5 F31 NS096734-02	93.853	Extramural Research Programs in the Neurosciences and Neurological Disorders	38,289	-
Health and Human Services, Department of	Direct		5 F31 NS100391-02	93.853	Extramural Research Programs in the Neurosciences and Neurological Disorders	24,003	-
Health and Human Services, Department of	Direct		5 F32 NS089124-02	93.853	Extramural Research Programs in the Neurosciences and Neurological Disorders	(272)	-
Health and Human Services, Department of	Direct		5 F32 NS098611-02	93.853	Extramural Research Programs in the Neurosciences and Neurological Disorders	57,964	-
Health and Human Services, Department of	Direct		5 K08 NS069783-05	93.853	Extramural Research Programs in the Neurosciences and Neurological Disorders	(163)	-
Health and Human Services, Department of	Direct		5 K08 NS072158-05	93.853	Extramural Research Programs in the Neurosciences and Neurological Disorders	(6,294)	-
Health and Human Services, Department of	Direct		5 K08 NS072183-03	93.853	Extramural Research Programs in the Neurosciences and Neurological Disorders	(1,182)	-
Health and Human Services, Department of	Direct		5 K08 NS072233-06	93.853	Extramural Research Programs in the Neurosciences and Neurological Disorders	(3,480)	-
Health and Human Services, Department of	Direct		5 K08 NS082597-05	93.853	Extramural Research Programs in the Neurosciences and Neurological Disorders	141,813	-
Health and Human Services, Department of	Direct		5 K08 NS099379-02	93.853	Extramural Research Programs in the Neurosciences and Neurological Disorders	82,318	-
Health and Human Services, Department of	Direct		5 K08 NS099427-02	93.853	Extramural Research Programs in the Neurosciences and Neurological Disorders	94,348	-
Health and Human Services, Department of	Direct		5 K23 NS073685-05	93.853	Extramural Research Programs in the Neurosciences and Neurological Disorders	109,464	-
Health and Human Services, Department of	Direct		5 K23 NS079417-03	93.853	Extramural Research Programs in the Neurosciences and Neurological Disorders	(17,111)	-
Health and Human Services, Department of	Direct		5 K23 NS079417-05	93.853	Extramural Research Programs in the Neurosciences and Neurological Disorders	201,687	-
Health and Human Services, Department of	Direct		5 P50 NS091856-04	93.853	Extramural Research Programs in the Neurosciences and Neurological Disorders	2,346,933	-
Health and Human Services, Department of	Direct		5 R01 NS034509-19	93.853	Extramural Research Programs in the Neurosciences and Neurological Disorders	(168,271)	-
Health and Human Services, Department of	Direct		5 R01 NS038712-16	93.853	Extramural Research Programs in the Neurosciences and Neurological Disorders	(587)	-
Health and Human Services, Department of	Direct		5 R01 NS038712-19	93.853	Extramural Research Programs in the Neurosciences and Neurological Disorders	665,494	73,580
Health and Human Services, Department of	Direct		5 R01 NS038916-19	93.853	Extramural Research Programs in the Neurosciences and Neurological Disorders	620,046	-
Health and Human Services, Department of	Direct		5 R01 NS047332-09	93.853	Extramural Research Programs in the Neurosciences and Neurological Disorders	(3,856)	-
Health and Human Services, Department of	Direct		5 R01 NS055746-09	93.853	Extramural Research Programs in the Neurosciences and Neurological Disorders	(17,380)	-
Health and Human Services, Department of	Direct		5 R01 NS057711-06	93.853	Extramural Research Programs in the Neurosciences and Neurological Disorders	(61)	-
Health and Human Services, Department of	Direct		5 R01 NS058585-08	93.853	Extramural Research Programs in the Neurosciences and Neurological Disorders	302,227	-
Health and Human Services, Department of	Direct		5 R01 NS062675-05	93.853	Extramural Research Programs in the Neurosciences and Neurological Disorders	(134)	-
Health and Human Services, Department of	Direct		5 R01 NS062792-07	93.853	Extramural Research Programs in the Neurosciences and Neurological Disorders	(1,775)	-
Health and Human Services, Department of	Direct		5 R01 NS062792-09	93.853	Extramural Research Programs in the Neurosciences and Neurological Disorders	609,272	-
Health and Human Services, Department of	Direct		5 R01 NS063967-07	93.853	Extramural Research Programs in the Neurosciences and Neurological Disorders	(10,672)	-
Health and Human Services, Department of	Direct		5 R01 NS063967-09	93.853	Extramural Research Programs in the Neurosciences and Neurological Disorders	414,978	-
Health and Human Services, Department of	Direct		5 R01 NS064015-09	93.853	Extramural Research Programs in the Neurosciences and Neurological Disorders	598,976	-
Health and Human Services, Department of	Direct		5 R01 NS064973-05	93.853	Extramural Research Programs in the Neurosciences and Neurological Disorders	(19,518)	-
Health and Human Services, Department of	Direct		5 R01 NS066652-04	93.853	Extramural Research Programs in the Neurosciences and Neurological Disorders	318	-
Health and Human Services, Department of	Direct		5 R01 NS069844-07	93.853	Extramural Research Programs in the Neurosciences and Neurological Disorders	420,920	-
Health and Human Services, Department of	Direct		5 R01 NS070856-05	93.853	Extramural Research Programs in the Neurosciences and Neurological Disorders	62,890	-
Health and Human Services, Department of	Direct		5 R01 NS070941-05	93.853	Extramural Research Programs in the Neurosciences and Neurological Disorders	245,874	60,132

University of Michigan
Schedule of Expenditures of Federal Awards
For the Year Ended June 30, 2017

Cluster Title/Federal Grantor/Program	Type	Pass-Through Grantor	Award Identifier	CFDA Number	CFDA Program Title	Federal Expenditures	Pass-Through
Health and Human Services, Department of	Direct		5 R01 NS073595-04	93.853	Extramural Research Programs in the Neurosciences and Neurological Disorders	(23,159)	-
Health and Human Services, Department of	Direct		5 R01 NS073649-05	93.853	Extramural Research Programs in the Neurosciences and Neurological Disorders	18,971	-
Health and Human Services, Department of	Direct		5 R01 NS073748-05	93.853	Extramural Research Programs in the Neurosciences and Neurological Disorders	2,047	-
Health and Human Services, Department of	Direct		5 R01 NS074387-06	93.853	Extramural Research Programs in the Neurosciences and Neurological Disorders	690,569	-
Health and Human Services, Department of	Direct		5 R01 NS077730-03	93.853	Extramural Research Programs in the Neurosciences and Neurological Disorders	(17,955)	-
Health and Human Services, Department of	Direct		5 R01 NS077730-05	93.853	Extramural Research Programs in the Neurosciences and Neurological Disorders	372,043	-
Health and Human Services, Department of	Direct		5 R01 NS077914-04	93.853	Extramural Research Programs in the Neurosciences and Neurological Disorders	(2,696)	-
Health and Human Services, Department of	Direct		5 R01 NS077933-05	93.853	Extramural Research Programs in the Neurosciences and Neurological Disorders	250,184	-
Health and Human Services, Department of	Direct		5 R01 NS078435-04	93.853	Extramural Research Programs in the Neurosciences and Neurological Disorders	3,774	13,063
Health and Human Services, Department of	Direct		5 R01 NS078560-04	93.853	Extramural Research Programs in the Neurosciences and Neurological Disorders	70,915	-
Health and Human Services, Department of	Direct		5 R01 NS079157-04	93.853	Extramural Research Programs in the Neurosciences and Neurological Disorders	30,774	-
Health and Human Services, Department of	Direct		5 R01 NS079639-04	93.853	Extramural Research Programs in the Neurosciences and Neurological Disorders	931	-
Health and Human Services, Department of	Direct		5 R01 NS081281-04	93.853	Extramural Research Programs in the Neurosciences and Neurological Disorders	29,469	4,139
Health and Human Services, Department of	Direct		5 R01 NS082304-04	93.853	Extramural Research Programs in the Neurosciences and Neurological Disorders	508,533	37,177
Health and Human Services, Department of	Direct		5 R01 NS082311-03	93.853	Extramural Research Programs in the Neurosciences and Neurological Disorders	(11,281)	-
Health and Human Services, Department of	Direct		5 R01 NS082311-05	93.853	Extramural Research Programs in the Neurosciences and Neurological Disorders	350,562	-
Health and Human Services, Department of	Direct		5 R01 NS085054-03	93.853	Extramural Research Programs in the Neurosciences and Neurological Disorders	(113,484)	-
Health and Human Services, Department of	Direct		5 R01 NS085054-05	93.853	Extramural Research Programs in the Neurosciences and Neurological Disorders	534,258	13,862
Health and Human Services, Department of	Direct		5 R01 NS086810-04	93.853	Extramural Research Programs in the Neurosciences and Neurological Disorders	290,821	10,336
Health and Human Services, Department of	Direct		5 R01 NS087147-03	93.853	Extramural Research Programs in the Neurosciences and Neurological Disorders	446,270	-
Health and Human Services, Department of	Direct		5 R01 NS089585-03	93.853	Extramural Research Programs in the Neurosciences and Neurological Disorders	413,259	-
Health and Human Services, Department of	Direct		5 R01 NS089896-03	93.853	Extramural Research Programs in the Neurosciences and Neurological Disorders	453,225	-
Health and Human Services, Department of	Direct		5 R01 NS090925-03	93.853	Extramural Research Programs in the Neurosciences and Neurological Disorders	294,318	-
Health and Human Services, Department of	Direct		5 R01 NS091112-03	93.853	Extramural Research Programs in the Neurosciences and Neurological Disorders	419,889	-
Health and Human Services, Department of	Direct		5 R01 NS092695-03	93.853	Extramural Research Programs in the Neurosciences and Neurological Disorders	623,997	287,552
Health and Human Services, Department of	Direct		5 R01 NS092706-02	93.853	Extramural Research Programs in the Neurosciences and Neurological Disorders	493,895	80,222
Health and Human Services, Department of	Direct		5 R01 NS094399-03	93.853	Extramural Research Programs in the Neurosciences and Neurological Disorders	407,829	48,432
Health and Human Services, Department of	Direct		5 R01 NS094413-03	93.853	Extramural Research Programs in the Neurosciences and Neurological Disorders	335,668	-
Health and Human Services, Department of	Direct		5 R01 NS094678-02	93.853	Extramural Research Programs in the Neurosciences and Neurological Disorders	299,787	-
Health and Human Services, Department of	Direct		5 R01 NS096756-02	93.853	Extramural Research Programs in the Neurosciences and Neurological Disorders	282,960	-
Health and Human Services, Department of	Direct		5 R01 NS096785-07	93.853	Extramural Research Programs in the Neurosciences and Neurological Disorders	610,372	-
Health and Human Services, Department of	Direct		5 R01 NS096917-02	93.853	Extramural Research Programs in the Neurosciences and Neurological Disorders	266,783	-
Health and Human Services, Department of	Direct		5 R01 NS097498-02	93.853	Extramural Research Programs in the Neurosciences and Neurological Disorders	476,003	4,260
Health and Human Services, Department of	Direct		5 R01 NS097525-02	93.853	Extramural Research Programs in the Neurosciences and Neurological Disorders	378,012	-
Health and Human Services, Department of	Direct		5 R01 NS097542-02	93.853	Extramural Research Programs in the Neurosciences and Neurological Disorders	303,225	-
Health and Human Services, Department of	Direct		5 R01 NS099280-02	93.853	Extramural Research Programs in the Neurosciences and Neurological Disorders	346,815	-
Health and Human Services, Department of	Direct		5 R01 NS100156-02	93.853	Extramural Research Programs in the Neurosciences and Neurological Disorders	397,326	-
Health and Human Services, Department of	Direct		5 R03 NS090142-02	93.853	Extramural Research Programs in the Neurosciences and Neurological Disorders	24,428	-
Health and Human Services, Department of	Direct		5 R03 NS096484-02	93.853	Extramural Research Programs in the Neurosciences and Neurological Disorders	58,695	-

University of Michigan
Schedule of Expenditures of Federal Awards
For the Year Ended June 30, 2017

Cluster Title/Federal Grantor/Program	Type	Pass-Through Grantor	Award Identifier	CFDA Number	CFDA Program Title	Federal Expenditures	Pass-Through
Health and Human Services, Department of	Direct		5 R21 NS082615-02	93.853	Extramural Research Programs in the Neurosciences and Neurological Disorders	155,432	-
Health and Human Services, Department of	Direct		5 R21 NS084049-02	93.853	Extramural Research Programs in the Neurosciences and Neurological Disorders	256	-
Health and Human Services, Department of	Direct		5 R21 NS084275-02	93.853	Extramural Research Programs in the Neurosciences and Neurological Disorders	(1,741)	-
Health and Human Services, Department of	Direct		5 R21 NS086144-02	93.853	Extramural Research Programs in the Neurosciences and Neurological Disorders	70,163	5,141
Health and Human Services, Department of	Direct		5 R21 NS086758-02	93.853	Extramural Research Programs in the Neurosciences and Neurological Disorders	122,157	-
Health and Human Services, Department of	Direct		5 R21 NS088302-02	93.853	Extramural Research Programs in the Neurosciences and Neurological Disorders	51,286	-
Health and Human Services, Department of	Direct		5 R21 NS089516-02	93.853	Extramural Research Programs in the Neurosciences and Neurological Disorders	39,901	-
Health and Human Services, Department of	Direct		5 R21 NS091545-02	93.853	Extramural Research Programs in the Neurosciences and Neurological Disorders	73,785	-
Health and Human Services, Department of	Direct		5 R21 NS091555-02	93.853	Extramural Research Programs in the Neurosciences and Neurological Disorders	113,386	-
Health and Human Services, Department of	Direct		5 R21 NS091928-02	93.853	Extramural Research Programs in the Neurosciences and Neurological Disorders	48,178	-
Health and Human Services, Department of	Direct		5 R21 NS093121-02	93.853	Extramural Research Programs in the Neurosciences and Neurological Disorders	186,923	-
Health and Human Services, Department of	Direct		5 R21 NS093399-02	93.853	Extramural Research Programs in the Neurosciences and Neurological Disorders	180,727	-
Health and Human Services, Department of	Direct		5 R21 NS093469-02	93.853	Extramural Research Programs in the Neurosciences and Neurological Disorders	186,230	-
Health and Human Services, Department of	Direct		5 R21 NS094047-02	93.853	Extramural Research Programs in the Neurosciences and Neurological Disorders	185,832	87,625
Health and Human Services, Department of	Direct		5 R21 NS094091-02	93.853	Extramural Research Programs in the Neurosciences and Neurological Disorders	215,888	-
Health and Human Services, Department of	Direct		5 R21 NS098066-02	93.853	Extramural Research Programs in the Neurosciences and Neurological Disorders	256,747	-
Health and Human Services, Department of	Direct		5 R21 NS098200-02	93.853	Extramural Research Programs in the Neurosciences and Neurological Disorders	155,517	-
Health and Human Services, Department of	Direct		5 R21 NS098211-02	93.853	Extramural Research Programs in the Neurosciences and Neurological Disorders	253,362	-
Health and Human Services, Department of	Direct		5 R21 NS099783-02	93.853	Extramural Research Programs in the Neurosciences and Neurological Disorders	136,019	-
Health and Human Services, Department of	Direct		5 R25 NS088248-04	93.853	Extramural Research Programs in the Neurosciences and Neurological Disorders	440,382	104,616
Health and Human Services, Department of	Direct		5 R25 NS089450-03	93.853	Extramural Research Programs in the Neurosciences and Neurological Disorders	74,039	-
Health and Human Services, Department of	Direct		5 R37 NS094804-03	93.853	Extramural Research Programs in the Neurosciences and Neurological Disorders	269,388	-
Health and Human Services, Department of	Direct		5 U01 NS056975-10	93.853	Extramural Research Programs in the Neurosciences and Neurological Disorders	1,159,454	81,789
Health and Human Services, Department of	Direct		5 U01 NS090364-04	93.853	Extramural Research Programs in the Neurosciences and Neurological Disorders	637,488	-
Health and Human Services, Department of	Direct		5 U01 NS094375-03	93.853	Extramural Research Programs in the Neurosciences and Neurological Disorders	836,176	113,010
Health and Human Services, Department of	Direct		5 U01 NS100611-02	93.853	Extramural Research Programs in the Neurosciences and Neurological Disorders	42,788	-
Health and Human Services, Department of	Direct		5 U10 NS086526-03	93.853	Extramural Research Programs in the Neurosciences and Neurological Disorders	2,510	-
Health and Human Services, Department of	Direct		5 U10 NS086526-05	93.853	Extramural Research Programs in the Neurosciences and Neurological Disorders	297,319	-
Health and Human Services, Department of	Direct		5 UH3 NS09298-103	93.853	Extramural Research Programs in the Neurosciences and Neurological Disorders	623,539	220,701
Health and Human Services, Department of	Direct		T32 NS007222	93.853	Extramural Research Programs in the Neurosciences and Neurological Disorders	(2,287)	-
Health and Human Services, Department of	Direct		T32 NS007222	93.853	Extramural Research Programs in the Neurosciences and Neurological Disorders	314,865	-
Health and Human Services, Department of	Direct		T32 NS076401	93.853	Extramural Research Programs in the Neurosciences and Neurological Disorders	(158,607)	-
Health and Human Services, Department of	Direct		T32 NS076401	93.853	Extramural Research Programs in the Neurosciences and Neurological Disorders	278,314	-
Health and Human Services, Department of	Pass-Through	Case Western Reserve University	RES512072	93.853	Extramural Research Programs in the Neurosciences and Neurological Disorders	75,855	-
Health and Human Services, Department of	Pass-Through	Cleveland Clinic Lerner College of Medicine	841-SUB	93.853	Extramural Research Programs in the Neurosciences and Neurological Disorders	15,211	-
Health and Human Services, Department of	Pass-Through	Columbia University	2 (GG010337-01)	93.853	Extramural Research Programs in the Neurosciences and Neurological Disorders	9,738	-
Health and Human Services, Department of	Pass-Through	Emory University	T282377	93.853	Extramural Research Programs in the Neurosciences and Neurological Disorders	337	-
Health and Human Services, Department of	Pass-Through	Mayo Clinic	5P01NS044233-10	93.853	Extramural Research Programs in the Neurosciences and Neurological Disorders	13,788	-
Health and Human Services, Department of	Pass-Through	Temple University	360908-05430-02	93.853	Extramural Research Programs in the Neurosciences and Neurological Disorders	62,092	-

University of Michigan
Schedule of Expenditures of Federal Awards
For the Year Ended June 30, 2017

Cluster Title/Federal Grantor/Program	Type	Pass-Through Grantor	Award Identifier	CFDA Number	CFDA Program Title	Federal Expenditures	Pass-Through
Health and Human Services, Department of	Pass-Through	Temple University	361027-04800-02	93.853	Extramural Research Programs in the Neurosciences and Neurological Disorders	(258)	-
Health and Human Services, Department of	Pass-Through	University of California - Los Angeles	1580 G UE874	93.853	Extramural Research Programs in the Neurosciences and Neurological Disorders	15,149	-
Health and Human Services, Department of	Pass-Through	University of California - San Francisco	10180sc	93.853	Extramural Research Programs in the Neurosciences and Neurological Disorders	27,377	-
Health and Human Services, Department of	Pass-Through	University of California - San Francisco	7938sc	93.853	Extramural Research Programs in the Neurosciences and Neurological Disorders	131,049	-
Health and Human Services, Department of	Pass-Through	University of Minnesota	15007-02	93.853	Extramural Research Programs in the Neurosciences and Neurological Disorders	1,949	-
Health and Human Services, Department of	Pass-Through	University of Minnesota	N003439222	93.853	Extramural Research Programs in the Neurosciences and Neurological Disorders	4,032	-
Health and Human Services, Department of	Pass-Through	University of Virginia	GB10094-147355	93.853	Extramural Research Programs in the Neurosciences and Neurological Disorders	1,684,926	-
Health and Human Services, Department of	Pass-Through	University of Virginia	GC12107-149698	93.853	Extramural Research Programs in the Neurosciences and Neurological Disorders	1,211,212	-
Health and Human Services, Department of	Pass-Through	University of Wisconsin	557K675	93.853	Extramural Research Programs in the Neurosciences and Neurological Disorders	5,213	-
Health and Human Services, Department of	Direct		1 F31 AI125090-01	93.855	Allergy and Infectious Diseases Research	\$ 33,751,674	\$ 2,077,399
Health and Human Services, Department of	Direct		1 K23 AI123595-01A1	93.855	Allergy and Infectious Diseases Research	26,187	-
Health and Human Services, Department of	Direct		1 R01 AI120997-01A1	93.855	Allergy and Infectious Diseases Research	69,069	-
Health and Human Services, Department of	Direct		1 R01 AI125307-01A1	93.855	Allergy and Infectious Diseases Research	26,209	5,893
Health and Human Services, Department of	Direct		1 R01 AI129958-01A1	93.855	Allergy and Infectious Diseases Research	93,634	-
Health and Human Services, Department of	Direct		1 R01 AI130025-01	93.855	Allergy and Infectious Diseases Research	28	-
Health and Human Services, Department of	Direct		1 R21 AI114220-02	93.855	Allergy and Infectious Diseases Research	94,514	-
Health and Human Services, Department of	Direct		1 R21 AI128120-01A1	93.855	Allergy and Infectious Diseases Research	127,819	-
Health and Human Services, Department of	Direct		1 R56 AI103266-01	93.855	Allergy and Infectious Diseases Research	2,204	-
Health and Human Services, Department of	Direct		1 R56 AI120954-01	93.855	Allergy and Infectious Diseases Research	(12,872)	-
Health and Human Services, Department of	Direct		1 R56 AI123262-01	93.855	Allergy and Infectious Diseases Research	190,664	-
Health and Human Services, Department of	Direct		1 R56 AI127070-01	93.855	Allergy and Infectious Diseases Research	257,473	-
Health and Human Services, Department of	Direct		2 R01 AI046675-17A1	93.855	Allergy and Infectious Diseases Research	145,344	-
Health and Human Services, Department of	Direct		2 R01 AI064296-11A1	93.855	Allergy and Infectious Diseases Research	30,198	-
Health and Human Services, Department of	Direct		2 R21 AI119463-02	93.855	Allergy and Infectious Diseases Research	99,015	-
Health and Human Services, Department of	Direct		2 R56 AI049294-12A1	93.855	Allergy and Infectious Diseases Research	187,282	9,956
Health and Human Services, Department of	Direct		2 R56 AI073847-06A1	93.855	Allergy and Infectious Diseases Research	189,701	-
Health and Human Services, Department of	Direct		2 R56 AI097150-05	93.855	Allergy and Infectious Diseases Research	(12,866)	-
Health and Human Services, Department of	Direct		4 R01 AI064296-10	93.855	Allergy and Infectious Diseases Research	439,789	-
Health and Human Services, Department of	Direct		4 R01 AI071727-10	93.855	Allergy and Infectious Diseases Research	148,893	-
Health and Human Services, Department of	Direct		4 R01 AI094642-05	93.855	Allergy and Infectious Diseases Research	195,386	-
Health and Human Services, Department of	Direct		4 R01 AI096962-05	93.855	Allergy and Infectious Diseases Research	247,593	-
Health and Human Services, Department of	Direct		4 R01 AI101155-05	93.855	Allergy and Infectious Diseases Research	274,314	-
Health and Human Services, Department of	Direct		5 F31 AI118274-02	93.855	Allergy and Infectious Diseases Research	198,522	146,527
Health and Human Services, Department of	Direct		5 F31 AI126651-02	93.855	Allergy and Infectious Diseases Research	46,127	-
Health and Human Services, Department of	Direct		5 K01 AI099006-06	93.855	Allergy and Infectious Diseases Research	30,271	-
Health and Human Services, Department of	Direct		5 K08 AI119182-02	93.855	Allergy and Infectious Diseases Research	149,409	-
Health and Human Services, Department of	Direct		5 K23 AI108951-04	93.855	Allergy and Infectious Diseases Research	130,638	-
Health and Human Services, Department of	Direct		5 R00 AI093884-03	93.855	Allergy and Infectious Diseases Research	151,276	-
Health and Human Services, Department of	Direct		5 R01 AI036302-19	93.855	Allergy and Infectious Diseases Research	266,425	-
Health and Human Services, Department of	Direct		5 R01 AI044115-18	93.855	Allergy and Infectious Diseases Research	383,001	2,884
Health and Human Services, Department of	Direct		5 R01 AI046675-16	93.855	Allergy and Infectious Diseases Research	489,908	-
Health and Human Services, Department of	Direct		5 R01 AI059722-09	93.855	Allergy and Infectious Diseases Research	84,360	-
Health and Human Services, Department of	Direct		5 R01 AI060584-12	93.855	Allergy and Infectious Diseases Research	(355)	-
Health and Human Services, Department of	Direct		5 R01 AI063331-13	93.855	Allergy and Infectious Diseases Research	349,719	-
Health and Human Services, Department of	Direct		5 R01 AI071727-09	93.855	Allergy and Infectious Diseases Research	563,207	-
Health and Human Services, Department of	Direct		5 R01 AI083334-05	93.855	Allergy and Infectious Diseases Research	(69,032)	-
Health and Human Services, Department of	Direct		5 R01 AI083642-05	93.855	Allergy and Infectious Diseases Research	(36,105)	-
Health and Human Services, Department of	Direct		5 R01 AI091627-05	93.855	Allergy and Infectious Diseases Research	(28,535)	-
Health and Human Services, Department of	Direct		5 R01 AI091627-07	93.855	Allergy and Infectious Diseases Research	(13,348)	-
Health and Human Services, Department of	Direct		5 R01 AI091721-05	93.855	Allergy and Infectious Diseases Research	385,398	60,116
Health and Human Services, Department of	Direct		5 R01 AI094563-05	93.855	Allergy and Infectious Diseases Research	241,032	-
Health and Human Services, Department of	Direct		5 R01 AI094642-07	93.855	Allergy and Infectious Diseases Research	198,091	70,525
Health and Human Services, Department of	Direct		5 R01 AI097134-03	93.855	Allergy and Infectious Diseases Research	(9,009)	-
Health and Human Services, Department of	Direct		5 R01 AI097134-05	93.855	Allergy and Infectious Diseases Research	(16,683)	-
Health and Human Services, Department of	Direct		5 R01 AI0971500-04	93.855	Allergy and Infectious Diseases Research	439,584	24,114
Health and Human Services, Department of	Direct		5 R01 AI101155-04	93.855	Allergy and Infectious Diseases Research	94,732	-
Health and Human Services, Department of	Direct		5 R01 AI101285-03	93.855	Allergy and Infectious Diseases Research	(1,731)	-
Health and Human Services, Department of	Direct		5 R01 AI101285-05	93.855	Allergy and Infectious Diseases Research	(714)	-
Health and Human Services, Department of	Direct		5 R01 AI105068-05	93.855	Allergy and Infectious Diseases Research	436,822	-
Health and Human Services, Department of	Direct		5 R01 AI106806-03	93.855	Allergy and Infectious Diseases Research	454,733	-
Health and Human Services, Department of	Direct		5 R01 AI10780-03	93.855	Allergy and Infectious Diseases Research	440,314	-
Health and Human Services, Department of	Direct		5 R01 AI117229-03	93.855	Allergy and Infectious Diseases Research	703,145	247,867
Health and Human Services, Department of	Direct		5 R01 AI118886-02	93.855	Allergy and Infectious Diseases Research	210,460	-
Health and Human Services, Department of	Direct		5 R01 AI119446-04	93.855	Allergy and Infectious Diseases Research	507,881	-
Health and Human Services, Department of	Direct		5 R01 AI120526-02	93.855	Allergy and Infectious Diseases Research	412,293	-
Health and Human Services, Department of	Direct		5 R01 AI120607-03	93.855	Allergy and Infectious Diseases Research	451,549	-
Health and Human Services, Department of	Direct		5 R01 AI123093-02	93.855	Allergy and Infectious Diseases Research	360,595	69,120
Health and Human Services, Department of	Direct		5 R01 AI123957-02	93.855	Allergy and Infectious Diseases Research	783,945	516,905
Health and Human Services, Department of	Direct					288,516	-

University of Michigan
Schedule of Expenditures of Federal Awards
For the Year Ended June 30, 2017

Cluster Title/Federal Grantor/Program	Type	Pass-Through Grantor	Award Identifier	CFDA Number	CFDA Program Title	Federal Expenditures	Pass-Through
Health and Human Services, Department of	Direct		5 R01 AI127070-02	93.855	Allergy and Infectious Diseases Research	186,756	-
Health and Human Services, Department of	Direct		5 R01 AI059722-12	93.855	Allergy and Infectious Diseases Research	452,757	-
Health and Human Services, Department of	Direct		5 R01 AI116791-03	93.855	Allergy and Infectious Diseases Research	368,981	-
Health and Human Services, Department of	Direct		5 R01AI121156-03	93.855	Allergy and Infectious Diseases Research	357,559	-
Health and Human Services, Department of	Direct		5 R21 AI103364-02	93.855	Allergy and Infectious Diseases Research	75,931	-
Health and Human Services, Department of	Direct		5 R21 AI103452-02	93.855	Allergy and Infectious Diseases Research	(2,195)	-
Health and Human Services, Department of	Direct		5 R21 AI105167-02	93.855	Allergy and Infectious Diseases Research	9,917	-
Health and Human Services, Department of	Direct		5 R21 AI105362-02	93.855	Allergy and Infectious Diseases Research	174	-
Health and Human Services, Department of	Direct		5 R21 AI107184-02	93.855	Allergy and Infectious Diseases Research	177,741	-
Health and Human Services, Department of	Direct		5 R21 AI107421-02	93.855	Allergy and Infectious Diseases Research	140,659	32,690
Health and Human Services, Department of	Direct		5 R21 AI110907-02	93.855	Allergy and Infectious Diseases Research	125,314	-
Health and Human Services, Department of	Direct		5 R21 AI111182-02	93.855	Allergy and Infectious Diseases Research	110,801	-
Health and Human Services, Department of	Direct		5 R21 AI115117-02	93.855	Allergy and Infectious Diseases Research	212,149	-
Health and Human Services, Department of	Direct		5 R21 AI116158-02	93.855	Allergy and Infectious Diseases Research	51,271	-
Health and Human Services, Department of	Direct		5 R21 AI116416-02	93.855	Allergy and Infectious Diseases Research	148,557	-
Health and Human Services, Department of	Direct		5 R21 AI117371-02	93.855	Allergy and Infectious Diseases Research	168,594	-
Health and Human Services, Department of	Direct		5 R21 AI117561-02	93.855	Allergy and Infectious Diseases Research	214,424	-
Health and Human Services, Department of	Direct		5 R21 AI120599-02	93.855	Allergy and Infectious Diseases Research	226,566	-
Health and Human Services, Department of	Direct		5 R21 AI120815-02	93.855	Allergy and Infectious Diseases Research	217,217	-
Health and Human Services, Department of	Direct		5 R21 AI121721-02	93.855	Allergy and Infectious Diseases Research	168,988	-
Health and Human Services, Department of	Direct		5 R21 AI122098-02	93.855	Allergy and Infectious Diseases Research	140,367	-
Health and Human Services, Department of	Direct		5 R21 AI127492-02	93.855	Allergy and Infectious Diseases Research	43,431	-
Health and Human Services, Department of	Direct		5 R33 AI116158-04	93.855	Allergy and Infectious Diseases Research	344,730	-
Health and Human Services, Department of	Direct		5 R33 AI116190-04	93.855	Allergy and Infectious Diseases Research	227,637	-
Health and Human Services, Department of	Direct		5 R33AI102106-05	93.855	Allergy and Infectious Diseases Research	477,896	-
Health and Human Services, Department of	Direct		5 U01 AI24255-02	93.855	Allergy and Infectious Diseases Research	1,515,121	30,734
Health and Human Services, Department of	Direct		5 U19 AI090871-05	93.855	Allergy and Infectious Diseases Research	(45,776)	-
Health and Human Services, Department of	Direct		5 U19 AI110502-04	93.855	Allergy and Infectious Diseases Research	454,240	18,405
Health and Human Services, Department of	Direct		5 U19 AI116482-03	93.855	Allergy and Infectious Diseases Research	1,267,432	20,347
Health and Human Services, Department of	Direct		5 UH2 AI128900-02	93.855	Allergy and Infectious Diseases Research	47,113	-
Health and Human Services, Department of	Direct		5 UM1 AI110557- 04	93.855	Allergy and Infectious Diseases Research	76,661	-
Health and Human Services, Department of	Direct		5R21 AI116190-02	93.855	Allergy and Infectious Diseases Research	32,431	-
Health and Human Services, Department of	Direct		7 K08 AI101008-06	93.855	Allergy and Infectious Diseases Research	70,065	-
Health and Human Services, Department of	Direct		RA1R21AI09698501A1	93.855	Allergy and Infectious Diseases Research	(2,123)	-
Health and Human Services, Department of	Direct		T32 AI007413	93.855	Allergy and Infectious Diseases Research	(75,601)	-
Health and Human Services, Department of	Direct		T32 AI007413	93.855	Allergy and Infectious Diseases Research	290,963	-
Health and Human Services, Department of	Direct		T32 AI007528	93.855	Allergy and Infectious Diseases Research	326,876	-
Health and Human Services, Department of	Pass-Through	Benaroya Research Institute at Virginia Mason (BRI)	FY15ITN079	93.855	Allergy and Infectious Diseases Research	18,892	-
Health and Human Services, Department of	Pass-Through	Benaroya Research Institute at Virginia Mason (BRI)	FY17ITN211	93.855	Allergy and Infectious Diseases Research	18,593	-
Health and Human Services, Department of	Pass-Through	Columbia University	4(GG011022-01)	93.855	Allergy and Infectious Diseases Research	14,295	-
Health and Human Services, Department of	Pass-Through	Emory University	T525829	93.855	Allergy and Infectious Diseases Research	8,398	-
Health and Human Services, Department of	Pass-Through	FHI 360 Headquarters	FCO 104165/ID 0080.0256	93.855	Allergy and Infectious Diseases Research	6,806	-
Health and Human Services, Department of	Pass-Through	FHI 360 Headquarters	P016001198	93.855	Allergy and Infectious Diseases Research	75,716	-
Health and Human Services, Department of	Pass-Through	Henry Ford Health System	P01 AI089473	93.855	Allergy and Infectious Diseases Research	179,418	-
Health and Human Services, Department of	Pass-Through	Johns Hopkins University	2002228577	93.855	Allergy and Infectious Diseases Research	13,182	-
Health and Human Services, Department of	Pass-Through	Johns Hopkins University	UM1AI068632 / JHU PI - Nachman	93.855	Allergy and Infectious Diseases Research	23,292	-
Health and Human Services, Department of	Pass-Through	Magee Womens Research Institute	9372	93.855	Allergy and Infectious Diseases Research	(2)	-
Health and Human Services, Department of	Pass-Through	Michigan State University	61-0860UM Prrn#IU19AI08968301	93.855	Allergy and Infectious Diseases Research	35,574	-
Health and Human Services, Department of	Pass-Through	Michigan State University	RC105644UoIM	93.855	Allergy and Infectious Diseases Research	17,401	-
Health and Human Services, Department of	Pass-Through	Rush University Medical Center	Sub award 14102310-MICH	93.855	Allergy and Infectious Diseases Research	40,741	-
Health and Human Services, Department of	Pass-Through	State University of New York	1136031/76463	93.855	Allergy and Infectious Diseases Research	31,179	-
Health and Human Services, Department of	Pass-Through	State University of New York at Buffalo	R1056568	93.855	Allergy and Infectious Diseases Research	35,073	-
Health and Human Services, Department of	Pass-Through	Sustainable Sciences Institute	Subaward Agreement	93.855	Allergy and Infectious Diseases Research	6,845	-
Health and Human Services, Department of	Pass-Through	The Icahn School of Medicine at Mount Sinai (ISMMS)	0255-1351-4609	93.855	Allergy and Infectious Diseases Research	126,758	-
Health and Human Services, Department of	Pass-Through	Tufts University	100610-00001	93.855	Allergy and Infectious Diseases Research	134,204	-
Health and Human Services, Department of	Pass-Through	University of Alabama at Birmingham (UAB)	0000421524-005	93.855	Allergy and Infectious Diseases Research	31,284	-
Health and Human Services, Department of	Pass-Through	University of California - Berkeley	00008545	93.855	Allergy and Infectious Diseases Research	25,953	-
Health and Human Services, Department of	Pass-Through	University of California - Berkeley	00008952	93.855	Allergy and Infectious Diseases Research	136,770	-
Health and Human Services, Department of	Pass-Through	University of California - San Francisco	82468C	93.855	Allergy and Infectious Diseases Research	340,222	-
Health and Human Services, Department of	Pass-Through	University of California - San Francisco	8506sc	93.855	Allergy and Infectious Diseases Research	(18,128)	-
Health and Human Services, Department of	Pass-Through	University of California - San Francisco	8507sc	93.855	Allergy and Infectious Diseases Research	(47,648)	-
Health and Human Services, Department of	Pass-Through	University of California - San Francisco	8808sc	93.855	Allergy and Infectious Diseases Research	45,065	-
Health and Human Services, Department of	Pass-Through	University of California - San Francisco	8970sc	93.855	Allergy and Infectious Diseases Research	211,616	-
Health and Human Services, Department of	Pass-Through	University of California - San Francisco	9433sc	93.855	Allergy and Infectious Diseases Research	324,569	-
Health and Human Services, Department of	Pass-Through	University of California - San Francisco	9438sc	93.855	Allergy and Infectious Diseases Research	272,306	-
Health and Human Services, Department of	Pass-Through	University of California - San Francisco	9495SC	93.855	Allergy and Infectious Diseases Research	56,075	-
Health and Human Services, Department of	Pass-Through	University of California - San Francisco	Subaward 7196sc	93.855	Allergy and Infectious Diseases Research	52,068	-
Health and Human Services, Department of	Pass-Through	University of California-San Diego	56811375	93.855	Allergy and Infectious Diseases Research	112,373	-
Health and Human Services, Department of	Pass-Through	University of California-San Diego	73632150	93.855	Allergy and Infectious Diseases Research	27,916	-
Health and Human Services, Department of	Pass-Through	University of Pittsburgh	0005059 (127631-2)	93.855	Allergy and Infectious Diseases Research	244,145	-
Health and Human Services, Department of	Pass-Through	University of Rochester	416587	93.855	Allergy and Infectious Diseases Research	45,224	-
Health and Human Services, Department of	Pass-Through	University of Rochester	415740-G	93.855	Allergy and Infectious Diseases Research	52,604	-
Health and Human Services, Department of	Pass-Through	Vanderbilt University	VUMC 43731	93.855	Allergy and Infectious Diseases Research	10,417	-
Health and Human Services, Department of	Pass-Through	VLP Biotech, Inc	R41AI106153	93.855	Allergy and Infectious Diseases Research	39,262	-
Health and Human Services, Department of	Pass-Through	Washington University	WU-17-235	93.855	Allergy and Infectious Diseases Research	42,819	-
Health and Human Services, Department of	Pass-Through	Wayne State University	WSU17079	93.855	Allergy and Infectious Diseases Research	12,309	-
Health and Human Services, Department of	Pass-Through	Yale University	M16A12193 (A10353)	93.855	Allergy and Infectious Diseases Research	30,366	-
						\$ 23,333,595	\$ 1,256,083

University of Michigan
Schedule of Expenditures of Federal Awards
For the Year Ended June 30, 2017

Cluster Title/Federal Grantor/Program	Type	Pass-Through Grantor	Award Identifier	CFDA Number	CFDA Program Title	Federal Expenditures	Pass-Through
Health and Human Services, Department of	Direct		1 F32 GM112317-02	93.859	Biomedical Research and Research Training	\$ 28,860	\$ -
Health and Human Services, Department of	Direct		1 F32 GM116427-01	93.859	Biomedical Research and Research Training	3,586	-
Health and Human Services, Department of	Direct		1 F32 GM122357-01	93.859	Biomedical Research and Research Training	18,192	-
Health and Human Services, Department of	Direct		1 K99 GM120388-01	93.859	Biomedical Research and Research Training	53,986	-
Health and Human Services, Department of	Direct		1 K99 GM120457-01	93.859	Biomedical Research and Research Training	59,948	-
Health and Human Services, Department of	Direct		1 R01 GM102236-04	93.859	Biomedical Research and Research Training	161,227	-
Health and Human Services, Department of	Direct		1 R01 GM102829-03	93.859	Biomedical Research and Research Training	(3,125)	-
Health and Human Services, Department of	Direct		1 R01 GM107312-03	93.859	Biomedical Research and Research Training	36,792	-
Health and Human Services, Department of	Direct		1 R01 GM11000-02	93.859	Biomedical Research and Research Training	278,529	-
Health and Human Services, Department of	Direct		1 R01 GM118644-02	93.859	Biomedical Research and Research Training	346,715	-
Health and Human Services, Department of	Direct		1 R01 GM120093-02	93.859	Biomedical Research and Research Training	94,726	-
Health and Human Services, Department of	Direct		1 R01 GM123513-01	93.859	Biomedical Research and Research Training	78,761	-
Health and Human Services, Department of	Direct		1 R01GM121656-01	93.859	Biomedical Research and Research Training	31,162	-
Health and Human Services, Department of	Direct		1 R35 GM119688-02	93.859	Biomedical Research and Research Training	157,416	-
Health and Human Services, Department of	Direct		1 R35 GM122506-01	93.859	Biomedical Research and Research Training	46,359	-
Health and Human Services, Department of	Direct		2 R01 GM050403-22	93.859	Biomedical Research and Research Training	185,621	-
Health and Human Services, Department of	Direct		2 R01 GM056398-18	93.859	Biomedical Research and Research Training	36,081	-
Health and Human Services, Department of	Direct		2 R25 GM086262-09	93.859	Biomedical Research and Research Training	133,811	-
Health and Human Services, Department of	Direct		3 R01 GM120767-12S1	93.859	Biomedical Research and Research Training	180,585	-
Health and Human Services, Department of	Direct		4 P50 GM103297-05	93.859	Biomedical Research and Research Training	2,899,744	2,108,025
Health and Human Services, Department of	Direct		4 R01 GM049500-18	93.859	Biomedical Research and Research Training	171,946	-
Health and Human Services, Department of	Direct		4 R01 GM083107-10	93.859	Biomedical Research and Research Training	378,321	-
Health and Human Services, Department of	Direct		4 R01 GM083241-08	93.859	Biomedical Research and Research Training	364,105	-
Health and Human Services, Department of	Direct		4 R01 GM097117-05	93.859	Biomedical Research and Research Training	334,424	-
Health and Human Services, Department of	Direct		4 R01 GM099513-04	93.859	Biomedical Research and Research Training	206,579	-
Health and Human Services, Department of	Direct		4 R01 GM099549-04	93.859	Biomedical Research and Research Training	173,635	42,487
Health and Human Services, Department of	Direct		4 R01 GM101171-05	93.859	Biomedical Research and Research Training	117,462	-
Health and Human Services, Department of	Direct		4 R01 GM101189-04	93.859	Biomedical Research and Research Training	293,548	-
Health and Human Services, Department of	Direct		4 R01 GM102279-04	93.859	Biomedical Research and Research Training	258,058	125,514
Health and Human Services, Department of	Direct		4 R01 GM102829-04	93.859	Biomedical Research and Research Training	280,766	-
Health and Human Services, Department of	Direct		4 R01 GM103232-04	93.859	Biomedical Research and Research Training	172,225	-
Health and Human Services, Department of	Direct		4 R01 GM103961-04	93.859	Biomedical Research and Research Training	248,587	199,674
Health and Human Services, Department of	Direct		4 R01 GM105942-04	93.859	Biomedical Research and Research Training	358,629	5,748
Health and Human Services, Department of	Direct		4 R01 GM108022-09	93.859	Biomedical Research and Research Training	249,249	-
Health and Human Services, Department of	Direct		4 R01GM106180-04	93.859	Biomedical Research and Research Training	188,890	-
Health and Human Services, Department of	Direct		4 R25 GM058641-17	93.859	Biomedical Research and Research Training	531,920	-
Health and Human Services, Department of	Direct		4 R25 GM086262-08	93.859	Biomedical Research and Research Training	310,843	-
Health and Human Services, Department of	Direct		4 R37 GM039451-30	93.859	Biomedical Research and Research Training	133,414	-
Health and Human Services, Department of	Direct		4 R37 GM039451-31	93.859	Biomedical Research and Research Training	201,554	-
Health and Human Services, Department of	Direct		5 R01 GM105920-04	93.859	Biomedical Research and Research Training	599,974	-
Health and Human Services, Department of	Direct		5 R01 GM111486-03	93.859	Biomedical Research and Research Training	420,025	-
Health and Human Services, Department of	Direct		5 F31 GM112470-02	93.859	Biomedical Research and Research Training	42,181	-
Health and Human Services, Department of	Direct		5 F31 GM113561-03	93.859	Biomedical Research and Research Training	38,267	-
Health and Human Services, Department of	Direct		5 F31 GM116619-02	93.859	Biomedical Research and Research Training	35,864	-
Health and Human Services, Department of	Direct		5 F32 GM109479-02	93.859	Biomedical Research and Research Training	1,340	-
Health and Human Services, Department of	Direct		5 F32 GM111095-03	93.859	Biomedical Research and Research Training	34,232	-
Health and Human Services, Department of	Direct		5 F32 GM113297-02	93.859	Biomedical Research and Research Training	18,260	-
Health and Human Services, Department of	Direct		5 F32 GM113405-02	93.859	Biomedical Research and Research Training	61,236	-
Health and Human Services, Department of	Direct		5 F32 GM115198-02	93.859	Biomedical Research and Research Training	48,368	-
Health and Human Services, Department of	Direct		5 F32 GM119203-02	93.859	Biomedical Research and Research Training	43,502	-
Health and Human Services, Department of	Direct		5 K08 GM109105-04	93.859	Biomedical Research and Research Training	165,765	-
Health and Human Services, Department of	Direct		5 K08 GM115859-03	93.859	Biomedical Research and Research Training	184,529	-
Health and Human Services, Department of	Direct		5 K12 GM111725-02	93.859	Biomedical Research and Research Training	188,914	34,458
Health and Human Services, Department of	Direct		5 K23 GM104354-04	93.859	Biomedical Research and Research Training	196,273	-
Health and Human Services, Department of	Direct		5 K99 GM120511-02	93.859	Biomedical Research and Research Training	70,195	-
Health and Human Services, Department of	Direct		5 P50 GM094503-06	93.859	Biomedical Research and Research Training	1,346,242	420,960
Health and Human Services, Department of	Direct		5 P50 GM103297-04	93.859	Biomedical Research and Research Training	1,697,298	1,525,207
Health and Human Services, Department of	Direct		5 R00 GM097033-05	93.859	Biomedical Research and Research Training	244,788	-
Health and Human Services, Department of	Direct		5 R00 GM111767-04	93.859	Biomedical Research and Research Training	331,879	-
Health and Human Services, Department of	Direct		5 R01 GM024872-38	93.859	Biomedical Research and Research Training	44,695	-
Health and Human Services, Department of	Direct		5 R01 GM024872-40	93.859	Biomedical Research and Research Training	406,808	-
Health and Human Services, Department of	Direct		5 R01 GM040602-29	93.859	Biomedical Research and Research Training	184,132	-
Health and Human Services, Department of	Direct		5 R01 GM049500-17	93.859	Biomedical Research and Research Training	(1,236)	-
Health and Human Services, Department of	Direct		5 R01 GM053396-28	93.859	Biomedical Research and Research Training	854,800	-
Health and Human Services, Department of	Direct		5 R01 GM053536-19	93.859	Biomedical Research and Research Training	313,204	-
Health and Human Services, Department of	Direct		5 R01 GM057014-18	93.859	Biomedical Research and Research Training	(36)	-
Health and Human Services, Department of	Direct		5 R01 GM065330-12	93.859	Biomedical Research and Research Training	420,049	-
Health and Human Services, Department of	Direct		5 R01 GM070862-12	93.859	Biomedical Research and Research Training	386,582	-
Health and Human Services, Department of	Direct		5 R01 GM073836-10	93.859	Biomedical Research and Research Training	(4,311)	-
Health and Human Services, Department of	Direct		5 R01 GM076177-08	93.859	Biomedical Research and Research Training	(542)	-
Health and Human Services, Department of	Direct		5 R01 GM076477-11	93.859	Biomedical Research and Research Training	425,032	-
Health and Human Services, Department of	Direct		5 R01 GM077430-12	93.859	Biomedical Research and Research Training	651,452	-
Health and Human Services, Department of	Direct		5 R01 GM078200-11	93.859	Biomedical Research and Research Training	142,047	-
Health and Human Services, Department of	Direct		5 R01 GM078553-08	93.859	Biomedical Research and Research Training	85,593	17,738
Health and Human Services, Department of	Direct		5 R01 GM079533-09	93.859	Biomedical Research and Research Training	178,650	-
Health and Human Services, Department of	Direct		5 R01 GM081702-08	93.859	Biomedical Research and Research Training	382,525	-
Health and Human Services, Department of	Direct		5 R01 GM082856-09	93.859	Biomedical Research and Research Training	337,431	-
Health and Human Services, Department of	Direct		5 R01 GM083241-07	93.859	Biomedical Research and Research Training	(5,824)	-

University of Michigan
Schedule of Expenditures of Federal Awards
For the Year Ended June 30, 2017

Cluster Title/Federal Grantor/Program	Type	Pass-Through Grantor	Award Identifier	CFDA Number	CFDA Program Title	Federal Expenditures	Pass-Through
Health and Human Services, Department of	Direct		5 R01 GM084018-07	93.859	Biomedical Research and Research Training	641,579	-
Health and Human Services, Department of	Direct		5 R01 GM084127-07	93.859	Biomedical Research and Research Training	291,560	-
Health and Human Services, Department of	Direct		5 R01 GM086596-07	93.859	Biomedical Research and Research Training	613,027	-
Health and Human Services, Department of	Direct		5 R01 GM087364-05	93.859	Biomedical Research and Research Training	(295)	-
Health and Human Services, Department of	Direct		5 R01 GM088242-10	93.859	Biomedical Research and Research Training	318,298	-
Health and Human Services, Department of	Direct		5 R01 GM089736-05	93.859	Biomedical Research and Research Training	(36,335)	-
Health and Human Services, Department of	Direct		5 R01 GM092741-06	93.859	Biomedical Research and Research Training	92,608	-
Health and Human Services, Department of	Direct		5 R01 GM093088-07	93.859	Biomedical Research and Research Training	198,781	-
Health and Human Services, Department of	Direct		5 R01 GM093173-04	93.859	Biomedical Research and Research Training	14	-
Health and Human Services, Department of	Direct		5 R01 GM09423105-08	93.859	Biomedical Research and Research Training	132,969	-
Health and Human Services, Department of	Direct		5 R01 GM095832-04	93.859	Biomedical Research and Research Training	(567)	-
Health and Human Services, Department of	Direct		5 R01 GM095832-06	93.859	Biomedical Research and Research Training	397,229	699
Health and Human Services, Department of	Direct		5 R01 GM096040-04	93.859	Biomedical Research and Research Training	(5,634)	-
Health and Human Services, Department of	Direct		5 R01 GM096129-06	93.859	Biomedical Research and Research Training	25,435	-
Health and Human Services, Department of	Direct		5 R01 GM097117-04	93.859	Biomedical Research and Research Training	(9,176)	-
Health and Human Services, Department of	Direct		5 R01 GM097220-05	93.859	Biomedical Research and Research Training	182,754	(3,789)
Health and Human Services, Department of	Direct		5 R01 GM098314-04	93.859	Biomedical Research and Research Training	(581)	-
Health and Human Services, Department of	Direct		5 R01 GM098578-04	93.859	Biomedical Research and Research Training	(28)	-
Health and Human Services, Department of	Direct		5 R01 GM098578-06	93.859	Biomedical Research and Research Training	320,834	-
Health and Human Services, Department of	Direct		5 R01 GM099143-05	93.859	Biomedical Research and Research Training	35,562	-
Health and Human Services, Department of	Direct		5 R01 GM099513-03	93.859	Biomedical Research and Research Training	(37,512)	-
Health and Human Services, Department of	Direct		5 R01 GM099514-04	93.859	Biomedical Research and Research Training	(13,885)	-
Health and Human Services, Department of	Direct		5 R01 GM099549-03	93.859	Biomedical Research and Research Training	(3,301)	-
Health and Human Services, Department of	Direct		5 R01 GM101171-04	93.859	Biomedical Research and Research Training	(4,176)	-
Health and Human Services, Department of	Direct		5 R01 GM101189-03	93.859	Biomedical Research and Research Training	(35,494)	-
Health and Human Services, Department of	Direct		5 R01 GM102279-03	93.859	Biomedical Research and Research Training	(577)	-
Health and Human Services, Department of	Direct		5 R01 GM103232-03	93.859	Biomedical Research and Research Training	45,780	-
Health and Human Services, Department of	Direct		5 R01 GM103695-10	93.859	Biomedical Research and Research Training	173,011	38,601
Health and Human Services, Department of	Direct		5 R01 GM103894-05	93.859	Biomedical Research and Research Training	204,423	112,843
Health and Human Services, Department of	Direct		5 R01 GM103961-03	93.859	Biomedical Research and Research Training	(552)	-
Health and Human Services, Department of	Direct		5 R01 GM105671-06	93.859	Biomedical Research and Research Training	406,366	36,727
Health and Human Services, Department of	Direct		5 R01 GM105707-03	93.859	Biomedical Research and Research Training	(511)	-
Health and Human Services, Department of	Direct		5 R01 GM105942-03	93.859	Biomedical Research and Research Training	(11,869)	-
Health and Human Services, Department of	Direct		5 R01 GM105948-03	93.859	Biomedical Research and Research Training	(5,181)	-
Health and Human Services, Department of	Direct		5 R01 GM105948-05	93.859	Biomedical Research and Research Training	240,147	-
Health and Human Services, Department of	Direct		5 R01 GM107146-04	93.859	Biomedical Research and Research Training	319,578	-
Health and Human Services, Department of	Direct		5 R01 GM107148-04	93.859	Biomedical Research and Research Training	182,687	-
Health and Human Services, Department of	Direct		5 R01 GM107233-04	93.859	Biomedical Research and Research Training	151,596	-
Health and Human Services, Department of	Direct		5 R01 GM107312-05	93.859	Biomedical Research and Research Training	202,153	-
Health and Human Services, Department of	Direct		5 R01 GM108022-08	93.859	Biomedical Research and Research Training	(20,464)	-
Health and Human Services, Department of	Direct		5 R01 GM108468-03	93.859	Biomedical Research and Research Training	300,955	-
Health and Human Services, Department of	Direct		5 R01 GM108722-04	93.859	Biomedical Research and Research Training	341,428	-
Health and Human Services, Department of	Direct		5 R01 GM109896-04	93.859	Biomedical Research and Research Training	137,405	11,131
Health and Human Services, Department of	Direct		5 R01 GM110019-03	93.859	Biomedical Research and Research Training	267,555	9,463
Health and Human Services, Department of	Direct		5 R01 GM110052-04	93.859	Biomedical Research and Research Training	418,088	-
Health and Human Services, Department of	Direct		5 R01 GM110215-04	93.859	Biomedical Research and Research Training	481,151	132,332
Health and Human Services, Department of	Direct		5 R01 GM110289-04	93.859	Biomedical Research and Research Training	438,841	-
Health and Human Services, Department of	Direct		5 R01 GM111293-03	93.859	Biomedical Research and Research Training	354,790	-
Health and Human Services, Department of	Direct		5 R01 GM111305-03	93.859	Biomedical Research and Research Training	260,917	-
Health and Human Services, Department of	Direct		5 R01 GM1114000-02	93.859	Biomedical Research and Research Training	199,332	17,911
Health and Human Services, Department of	Direct		5 R01 GM111735-05	93.859	Biomedical Research and Research Training	262,611	-
Health and Human Services, Department of	Direct		5 R01 GM111997-03	93.859	Biomedical Research and Research Training	411,070	-
Health and Human Services, Department of	Direct		5 R01 GM112455-04	93.859	Biomedical Research and Research Training	302,789	-
Health and Human Services, Department of	Direct		5 R01 GM112786-03	93.859	Biomedical Research and Research Training	294,651	-
Health and Human Services, Department of	Direct		5 R01 GM112794-03	93.859	Biomedical Research and Research Training	274,700	-
Health and Human Services, Department of	Direct		5 R01 GM112799-03	93.859	Biomedical Research and Research Training	281,440	-
Health and Human Services, Department of	Direct		5 R01 GM112992-02	93.859	Biomedical Research and Research Training	434,620	-
Health and Human Services, Department of	Direct		5 R01 GM113188-05	93.859	Biomedical Research and Research Training	252,485	-
Health and Human Services, Department of	Direct		5 R01 GM113722-03	93.859	Biomedical Research and Research Training	253,123	-
Health and Human Services, Department of	Direct		5 R01 GM115481-03	93.859	Biomedical Research and Research Training	473,516	-
Health and Human Services, Department of	Direct		5 R01 GM115601-03	93.859	Biomedical Research and Research Training	434,771	-
Health and Human Services, Department of	Direct		5 R01 GM116204-03	93.859	Biomedical Research and Research Training	574,625	315,621
Health and Human Services, Department of	Direct		5 R01 GM116582-02	93.859	Biomedical Research and Research Training	371,743	-
Health and Human Services, Department of	Direct		5 R01 GM116960-03	93.859	Biomedical Research and Research Training	431,122	137,093
Health and Human Services, Department of	Direct		5 R01 GM118308-02	93.859	Biomedical Research and Research Training	282,501	-
Health and Human Services, Department of	Direct		5 R01 GM118475-02	93.859	Biomedical Research and Research Training	305,104	-
Health and Human Services, Department of	Direct		5 R01 GM118524-02	93.859	Biomedical Research and Research Training	113,984	-
Health and Human Services, Department of	Direct		5 R01 GM118647-02	93.859	Biomedical Research and Research Training	235,089	-
Health and Human Services, Department of	Direct		5 R01 GM118751-02	93.859	Biomedical Research and Research Training	281,952	-
Health and Human Services, Department of	Direct		5 R01 GM118928-02	93.859	Biomedical Research and Research Training	165,552	-
Health and Human Services, Department of	Direct		5 R01 GM120094-02	93.859	Biomedical Research and Research Training	159,769	-
Health and Human Services, Department of	Direct		5 R01 GM120110-02	93.859	Biomedical Research and Research Training	289,421	-
Health and Human Services, Department of	Direct		5 R01GM062357-16	93.859	Biomedical Research and Research Training	449,144	-
Health and Human Services, Department of	Direct		5 R01-GM065318-13	93.859	Biomedical Research and Research Training	25,370	-
Health and Human Services, Department of	Direct		5 R01GM073836-12	93.859	Biomedical Research and Research Training	175,678	-
Health and Human Services, Department of	Direct		5 R01GM098350- 05	93.859	Biomedical Research and Research Training	139,162	-
Health and Human Services, Department of	Direct		5 R01GM106180-03	93.859	Biomedical Research and Research Training	77,374	-
Health and Human Services, Department of	Direct		5 R01-GM108826-03	93.859	Biomedical Research and Research Training	(20,234)	-

University of Michigan
Schedule of Expenditures of Federal Awards
For the Year Ended June 30, 2017

Cluster Title/Federal Grantor/Program	Type	Pass-Through Grantor	Award Identifier	CFDA Number	CFDA Program Title	Federal Expenditures	Pass-Through
Health and Human Services, Department of	Direct		5 R01GM110432-05	93.859	Biomedical Research and Research Training	205,727	40,241
Health and Human Services, Department of	Direct		5 R01GM111476-04	93.859	Biomedical Research and Research Training	344,699	-
Health and Human Services, Department of	Direct		5 R01GM118651-02	93.859	Biomedical Research and Research Training	380,493	-
Health and Human Services, Department of	Direct		5 R21 GM114852-02	93.859	Biomedical Research and Research Training	(28,527)	-
Health and Human Services, Department of	Direct		5 R25 GM058641-15	93.859	Biomedical Research and Research Training	(5,824)	-
Health and Human Services, Department of	Direct		5 R25 GM086262-07	93.859	Biomedical Research and Research Training	(1,841)	-
Health and Human Services, Department of	Direct		5 R25 GM089637-06	93.859	Biomedical Research and Research Training	128,542	60,711
Health and Human Services, Department of	Direct		5 R25GM116149-02	93.859	Biomedical Research and Research Training	133,038	-
Health and Human Services, Department of	Direct		5 R35 GM118101-02	93.859	Biomedical Research and Research Training	174,222	-
Health and Human Services, Department of	Direct		5 R35GM118073-02	93.859	Biomedical Research and Research Training	545,535	-
Health and Human Services, Department of	Direct		5 R35GM118133-02	93.859	Biomedical Research and Research Training	421,913	-
Health and Human Services, Department of	Direct		5 R37 GM039451-29	93.859	Biomedical Research and Research Training	(8,841)	-
Health and Human Services, Department of	Direct		5 R37 GM062261-18	93.859	Biomedical Research and Research Training	517,471	-
Health and Human Services, Department of	Direct		5 R37 GM076343-13	93.859	Biomedical Research and Research Training	292,372	-
Health and Human Services, Department of	Direct		5 U01 GM110712-04	93.859	Biomedical Research and Research Training	663,224	-
Health and Human Services, Department of	Direct		7 R01 GM056398-17	93.859	Biomedical Research and Research Training	114,525	-
Health and Human Services, Department of	Direct		7 R01 GM102505-05	93.859	Biomedical Research and Research Training	15,128	-
Health and Human Services, Department of	Direct		8 R01 GM118329-02	93.859	Biomedical Research and Research Training	281,958	-
Health and Human Services, Department of	Direct		9 R01 GM103695-08	93.859	Biomedical Research and Research Training	7,243	(872)
Health and Human Services, Department of	Direct		T32 GM007315	93.859	Biomedical Research and Research Training	(89,047)	-
Health and Human Services, Department of	Direct		T32 GM007315	93.859	Biomedical Research and Research Training	753,993	-
Health and Human Services, Department of	Direct		T32 GM007544	93.859	Biomedical Research and Research Training	(131,130)	-
Health and Human Services, Department of	Direct		T32 GM007544	93.859	Biomedical Research and Research Training	610,591	-
Health and Human Services, Department of	Direct		T32 GM007767	93.859	Biomedical Research and Research Training	509,005	-
Health and Human Services, Department of	Direct		T32 GM007863	93.859	Biomedical Research and Research Training	1,350,779	-
Health and Human Services, Department of	Direct		T32 GM008322	93.859	Biomedical Research and Research Training	2,776	-
Health and Human Services, Department of	Direct		T32 GM008322	93.859	Biomedical Research and Research Training	253,525	-
Health and Human Services, Department of	Direct		T32 GM008353	93.859	Biomedical Research and Research Training	(64,319)	-
Health and Human Services, Department of	Direct		T32 GM008353	93.859	Biomedical Research and Research Training	555,416	-
Health and Human Services, Department of	Direct		T32 GM008597	93.859	Biomedical Research and Research Training	302,833	-
Health and Human Services, Department of	Direct		T32 GM008616	93.859	Biomedical Research and Research Training	153,860	-
Health and Human Services, Department of	Direct		T32 GM070449	93.859	Biomedical Research and Research Training	(17,887)	-
Health and Human Services, Department of	Direct		T32 GM070449	93.859	Biomedical Research and Research Training	366,658	-
Health and Human Services, Department of	Direct		T32 GM103730	93.859	Biomedical Research and Research Training	78,055	-
Health and Human Services, Department of	Direct		T32 GM113900	93.859	Biomedical Research and Research Training	183,867	-
Health and Human Services, Department of	Pass-Through	Boston University	4500002268	93.859	Biomedical Research and Research Training	20,283	-
Health and Human Services, Department of	Pass-Through	Emory University	T484630	93.859	Biomedical Research and Research Training	51,376	-
Health and Human Services, Department of	Pass-Through	Hutchinson, Fred, Cancer Research Center	0000815003/Project 215916	93.859	Biomedical Research and Research Training	166,470	-
Health and Human Services, Department of	Pass-Through	Hutchinson, Fred, Cancer Research Center	0000815018/Project 215917	93.859	Biomedical Research and Research Training	40,362	-
Health and Human Services, Department of	Pass-Through	Hutchinson, Fred, Cancer Research Center	0000815339/Project 215920	93.859	Biomedical Research and Research Training	157,045	-
Health and Human Services, Department of	Pass-Through	Li-Cor, Inc	Subaward under NIH Contract 2R	93.859	Biomedical Research and Research Training	9,245	-
Health and Human Services, Department of	Pass-Through	Long Island University	3	93.859	Biomedical Research and Research Training	30,721	-
Health and Human Services, Department of	Pass-Through	Long Island University	Research Subaward	93.859	Biomedical Research and Research Training	(16,712)	-
Health and Human Services, Department of	Pass-Through	Michigan State University	RC103221UM	93.859	Biomedical Research and Research Training	(2,878)	-
Health and Human Services, Department of	Pass-Through	Michigan State University	RC105133UM	93.859	Biomedical Research and Research Training	86,103	-
Health and Human Services, Department of	Pass-Through	Michigan State University	RC105935A	93.859	Biomedical Research and Research Training	62,292	-
Health and Human Services, Department of	Pass-Through	Ohio State University, The	60048848	93.859	Biomedical Research and Research Training	41,068	-
Health and Human Services, Department of	Pass-Through	Pennsylvania State University	UMI GM094526	93.859	Biomedical Research and Research Training	65,611	-
Health and Human Services, Department of	Pass-Through	University of California - San Francisco	7834sc	93.859	Biomedical Research and Research Training	6,929	-
Health and Human Services, Department of	Pass-Through	University of Chicago	FP043359-M	93.859	Biomedical Research and Research Training	(1,390)	-
Health and Human Services, Department of	Pass-Through	University of Chicago	FP056334	93.859	Biomedical Research and Research Training	27,979	-
Health and Human Services, Department of	Pass-Through	University of Georgia	RR551-614/S000389	93.859	Biomedical Research and Research Training	87,575	-
Health and Human Services, Department of	Pass-Through	University of Illinois-Urbana-Champaign	2012-05394-03 (AA935)	93.859	Biomedical Research and Research Training	30,069	-
Health and Human Services, Department of	Pass-Through	University of Kentucky Research Foundation	3048112251-15-165	93.859	Biomedical Research and Research Training	107,054	-
Health and Human Services, Department of	Pass-Through	University of Maryland, The	0000015164	93.859	Biomedical Research and Research Training	191,359	-
Health and Human Services, Department of	Pass-Through	University of Minnesota	N005564001	93.859	Biomedical Research and Research Training	7,656	-
Health and Human Services, Department of	Pass-Through	Wayne State University	WSU15015	93.859	Biomedical Research and Research Training	45,248	-
Health and Human Services, Department of	Pass-Through	William Marsh Rice University	R22841	93.859	Biomedical Research and Research Training	134,996	-
						\$ 46,645,654	\$ 5,388,523
Health and Human Services, Department of	Direct		1 DP2 HD091949-01	93.865	Child Health and Human Development Extramural Research	227,477	-
Health and Human Services, Department of	Direct		1 F31 HD079227-02	93.865	Child Health and Human Development Extramural Research	(69)	-
Health and Human Services, Department of	Direct		1 F31 HD080280-02	93.865	Child Health and Human Development Extramural Research	6,776	-
Health and Human Services, Department of	Direct		1 F31 HD088091-01	93.865	Child Health and Human Development Extramural Research	33,678	-
Health and Human Services, Department of	Direct		1 F32 HD085684-01 Revised	93.865	Child Health and Human Development Extramural Research	7,880	-
Health and Human Services, Department of	Direct		1 K23 HD084744-01A1	93.865	Child Health and Human Development Extramural Research	28,930	-
Health and Human Services, Department of	Direct		1 P01 HD087155-02	93.865	Child Health and Human Development Extramural Research	294,400	20,860
Health and Human Services, Department of	Direct		1 R01 HD075806-04	93.865	Child Health and Human Development Extramural Research	690,507	14,672
Health and Human Services, Department of	Direct		1 R01 HD086201-01A1	93.865	Child Health and Human Development Extramural Research	47,486	-
Health and Human Services, Department of	Direct		1 R01 HD088712-01A1	93.865	Child Health and Human Development Extramural Research	6,279	-
Health and Human Services, Department of	Direct		1 R03 HD077051-02	93.865	Child Health and Human Development Extramural Research	(4,021)	-
Health and Human Services, Department of	Direct		1 R03 HD083656-02	93.865	Child Health and Human Development Extramural Research	60,821	-
Health and Human Services, Department of	Direct		1 R03 HD084708-02	93.865	Child Health and Human Development Extramural Research	101,722	-
Health and Human Services, Department of	Direct		1 R03 HD086430-01	93.865	Child Health and Human Development Extramural Research	100,919	-
Health and Human Services, Department of	Direct		1 R03HD087422-01	93.865	Child Health and Human Development Extramural Research	31,442	-
Health and Human Services, Department of	Direct		1 R21 HD076370-02	93.865	Child Health and Human Development Extramural Research	55,857	49,397
Health and Human Services, Department of	Direct		1 R56 HD085284-01A1	93.865	Child Health and Human Development Extramural Research	127,012	5,404
Health and Human Services, Department of	Direct		1 UH2 HD08797901-03	93.865	Child Health and Human Development Extramural Research	727,984	-
Health and Human Services, Department of	Direct		1R03HD07597902	93.865	Child Health and Human Development Extramural Research	8,666	-

University of Michigan
Schedule of Expenditures of Federal Awards
For the Year Ended June 30, 2017

Cluster Title/Federal Grantor/Program	Type	Pass-Through Grantor	Award Identifier	CFDA Number	CFDA Program Title	Federal Expenditures	Pass-Through
Health and Human Services, Department of	Direct		2 R01 HD033487-18	93.865	Child Health and Human Development Extramural Research	(132)	-
Health and Human Services, Department of	Direct		3 P50 HD044406-15S1	93.865	Child Health and Human Development Extramural Research	1,096,570	41,180
Health and Human Services, Department of	Direct		4 K23 HD070913-05	93.865	Child Health and Human Development Extramural Research	123,528	-
Health and Human Services, Department of	Direct		4 R01 HD015434-33	93.865	Child Health and Human Development Extramural Research	444,706	-
Health and Human Services, Department of	Direct		4 R01 HD030428-24	93.865	Child Health and Human Development Extramural Research	216,623	-
Health and Human Services, Department of	Direct		4 R01 HD034283-20	93.865	Child Health and Human Development Extramural Research	214,980	-
Health and Human Services, Department of	Direct		4 R01 HD034860-20	93.865	Child Health and Human Development Extramural Research	409,787	-
Health and Human Services, Department of	Direct		4 R01 HD069702-06	93.865	Child Health and Human Development Extramural Research	(220,435)	-
Health and Human Services, Department of	Direct		4 R01 HD070950-05	93.865	Child Health and Human Development Extramural Research	274,998	133,102
Health and Human Services, Department of	Direct		4 R01 HD072493-05	93.865	Child Health and Human Development Extramural Research	494,232	-
Health and Human Services, Department of	Direct		4 R24 HD041028-15	93.865	Child Health and Human Development Extramural Research	295,284	-
Health and Human Services, Department of	Direct		5 F30 HD085721-03	93.865	Child Health and Human Development Extramural Research	37,764	-
Health and Human Services, Department of	Direct		5 F30 HD088055-02	93.865	Child Health and Human Development Extramural Research	27,684	-
Health and Human Services, Department of	Direct		5 F32 HD088029-02	93.865	Child Health and Human Development Extramural Research	46,591	-
Health and Human Services, Department of	Direct		5 K01 HD074706-05	93.865	Child Health and Human Development Extramural Research	83,204	-
Health and Human Services, Department of	Direct		5 K01 HD079554-03	93.865	Child Health and Human Development Extramural Research	76,610	-
Health and Human Services, Department of	Direct		5 K08 HD078506-03	93.865	Child Health and Human Development Extramural Research	147,107	-
Health and Human Services, Department of	Direct		5 K12 HD028820-23	93.865	Child Health and Human Development Extramural Research	4,610	-
Health and Human Services, Department of	Direct		5 K12 HD028820-25	93.865	Child Health and Human Development Extramural Research	328,022	-
Health and Human Services, Department of	Direct		5 K12 HD065257-08	93.865	Child Health and Human Development Extramural Research	314,249	-
Health and Human Services, Department of	Direct		5 K23 HD068402-04	93.865	Child Health and Human Development Extramural Research	(3,752)	-
Health and Human Services, Department of	Direct		5 K23 HD070913-04	93.865	Child Health and Human Development Extramural Research	(54,345)	-
Health and Human Services, Department of	Direct		5 K23 HD078502-03	93.865	Child Health and Human Development Extramural Research	132,376	-
Health and Human Services, Department of	Direct		5 K23 HD083527-02	93.865	Child Health and Human Development Extramural Research	104,625	-
Health and Human Services, Department of	Direct		5 P01 HD044232-10	93.865	Child Health and Human Development Extramural Research	433,087	159,276
Health and Human Services, Department of	Direct		5 P50 HD044406-14	93.865	Child Health and Human Development Extramural Research	(14,894)	-
Health and Human Services, Department of	Direct		5 R00 HD064753-05	93.865	Child Health and Human Development Extramural Research	149,689	-
Health and Human Services, Department of	Direct		5 R00 HD069624-04	93.865	Child Health and Human Development Extramural Research	(131,342)	-
Health and Human Services, Department of	Direct		5 R01 HD060656-39	93.865	Child Health and Human Development Extramural Research	4,559	-
Health and Human Services, Department of	Direct		5 R01 HD060656-41	93.865	Child Health and Human Development Extramural Research	321,621	-
Health and Human Services, Department of	Direct		5 R01 HD015434-32	93.865	Child Health and Human Development Extramural Research	15,804	-
Health and Human Services, Department of	Direct		5 R01 HD030428-23	93.865	Child Health and Human Development Extramural Research	(4,310)	-
Health and Human Services, Department of	Direct		5 R01 HD034283-19	93.865	Child Health and Human Development Extramural Research	(8,167)	-
Health and Human Services, Department of	Direct		5 R01 HD034860-19	93.865	Child Health and Human Development Extramural Research	385	-
Health and Human Services, Department of	Direct		5 R01 HD038665-15	93.865	Child Health and Human Development Extramural Research	35,138	-
Health and Human Services, Department of	Direct		5 R01 HD041469-14	93.865	Child Health and Human Development Extramural Research	(3,122)	-
Health and Human Services, Department of	Direct		5 R01 HD041469-16	93.865	Child Health and Human Development Extramural Research	446,773	-
Health and Human Services, Department of	Direct		5 R01 HD047814-08	93.865	Child Health and Human Development Extramural Research	24,122	-
Health and Human Services, Department of	Direct		5 R01 HD052646-07	93.865	Child Health and Human Development Extramural Research	(211,064)	-
Health and Human Services, Department of	Direct		5 R01 HD052646-09	93.865	Child Health and Human Development Extramural Research	1,141,199	50,697
Health and Human Services, Department of	Direct		5 R01 HD061356-05	93.865	Child Health and Human Development Extramural Research	94,000	-
Health and Human Services, Department of	Direct		5 R01 HD062565-05	93.865	Child Health and Human Development Extramural Research	90,812	-
Health and Human Services, Department of	Direct		5 R01 HD064770-05	93.865	Child Health and Human Development Extramural Research	66,954	-
Health and Human Services, Department of	Direct		5 R01 HD067184-03	93.865	Child Health and Human Development Extramural Research	135	-
Health and Human Services, Department of	Direct		5 R01 HD067184-05	93.865	Child Health and Human Development Extramural Research	545,610	-
Health and Human Services, Department of	Direct		5 R01 HD067264-05	93.865	Child Health and Human Development Extramural Research	144,281	-
Health and Human Services, Department of	Direct		5 R01 HD069179-05	93.865	Child Health and Human Development Extramural Research	(83)	-
Health and Human Services, Department of	Direct		5 R01 HD069609-07	93.865	Child Health and Human Development Extramural Research	2,057,278	-
Health and Human Services, Department of	Direct		5 R01 HD069702-05	93.865	Child Health and Human Development Extramural Research	5,555	-
Health and Human Services, Department of	Direct		5 R01 HD070950-04	93.865	Child Health and Human Development Extramural Research	3,912	(2,470)
Health and Human Services, Department of	Direct		5 R01 HD072493-04	93.865	Child Health and Human Development Extramural Research	(55,791)	-
Health and Human Services, Department of	Direct		5 R01 HD073475-04	93.865	Child Health and Human Development Extramural Research	513,074	-
Health and Human Services, Department of	Direct		5 R01 HD074559-04	93.865	Child Health and Human Development Extramural Research	349,158	-
Health and Human Services, Department of	Direct		5 R01 HD075655-05	93.865	Child Health and Human Development Extramural Research	423,112	587,292
Health and Human Services, Department of	Direct		5 R01 HD076004-03	93.865	Child Health and Human Development Extramural Research	66,783	30,896
Health and Human Services, Department of	Direct		5 R01 HD078131-04	93.865	Child Health and Human Development Extramural Research	648,531	-
Health and Human Services, Department of	Direct		5 R01 HD078397-04	93.865	Child Health and Human Development Extramural Research	528,082	109,524
Health and Human Services, Department of	Direct		5 R01 HD079467-03	93.865	Child Health and Human Development Extramural Research	207,443	123,762
Health and Human Services, Department of	Direct		5 R01 HD0811290-03	93.865	Child Health and Human Development Extramural Research	178,690	63,970
Health and Human Services, Department of	Direct		5 R01 HD082122-03	93.865	Child Health and Human Development Extramural Research	561,721	336,583
Health and Human Services, Department of	Direct		5 R01 HD084163-03	93.865	Child Health and Human Development Extramural Research	579,446	-
Health and Human Services, Department of	Direct		5 R01 HD084526-03	93.865	Child Health and Human Development Extramural Research	521,212	24,449
Health and Human Services, Department of	Direct		5 R01 HD084652-02	93.865	Child Health and Human Development Extramural Research	368,753	108,511
Health and Human Services, Department of	Direct		5 R01 HD086583-02	93.865	Child Health and Human Development Extramural Research	143,186	-
Health and Human Services, Department of	Direct		5 R01 HD088506-02	93.865	Child Health and Human Development Extramural Research	151,322	-
Health and Human Services, Department of	Direct		5 R01 HD088521-02	93.865	Child Health and Human Development Extramural Research	96,897	-
Health and Human Services, Department of	Direct		5 R03 HD080775-02	93.865	Child Health and Human Development Extramural Research	94,419	-
Health and Human Services, Department of	Direct		5 R03 HD082434-02	93.865	Child Health and Human Development Extramural Research	72,082	-
Health and Human Services, Department of	Direct		5 R03 HD083397-02	93.865	Child Health and Human Development Extramural Research	56,114	-
Health and Human Services, Department of	Direct		5 R03 HD086301-02	93.865	Child Health and Human Development Extramural Research	30,200	2,445
Health and Human Services, Department of	Direct		5 R03 HD087520-02	93.865	Child Health and Human Development Extramural Research	61,155	-
Health and Human Services, Department of	Direct		5 R21 HD072375-02	93.865	Child Health and Human Development Extramural Research	(7)	-
Health and Human Services, Department of	Direct		5 R21 HD077465-02	93.865	Child Health and Human Development Extramural Research	25,618	-
Health and Human Services, Department of	Direct		5 R21 HD078862-02	93.865	Child Health and Human Development Extramural Research	(26,097)	493
Health and Human Services, Department of	Direct		5 R21 HD079908-02	93.865	Child Health and Human Development Extramural Research	175,442	-
Health and Human Services, Department of	Direct		5 R21 HD083409-02	93.865	Child Health and Human Development Extramural Research	153,021	-
Health and Human Services, Department of	Direct		5 R21 HD086696-02	93.865	Child Health and Human Development Extramural Research	147,647	-
Health and Human Services, Department of	Direct		5 R21 HD087071-02	93.865	Child Health and Human Development Extramural Research	218,822	-

University of Michigan
Schedule of Expenditures of Federal Awards
For the Year Ended June 30, 2017

Cluster Title/Federal Grantor/Program	Type	Pass-Through Grantor	Award Identifier	CFDA Number	CFDA Program Title	Federal Expenditures	Pass-Through
Health and Human Services, Department of	Direct		5 R21 HD087840-02	93.865	Child Health and Human Development Extramural Research	86,675	-
Health and Human Services, Department of	Direct		5 R21 HD087881-02	93.865	Child Health and Human Development Extramural Research	237,829	-
Health and Human Services, Department of	Direct		5 R24 HD041028-14	93.865	Child Health and Human Development Extramural Research	83	-
Health and Human Services, Department of	Direct		5 R25 HD078226-04	93.865	Child Health and Human Development Extramural Research	215,671	-
Health and Human Services, Department of	Direct		5 R25 HD082971-04	93.865	Child Health and Human Development Extramural Research	160,155	75,511
Health and Human Services, Department of	Direct		5 R25 HD083146-03	93.865	Child Health and Human Development Extramural Research	127,138	-
Health and Human Services, Department of	Direct		5 R25 HD084385-02	93.865	Child Health and Human Development Extramural Research	70,143	-
Health and Human Services, Department of	Direct		5 R37 HD022149-24	93.865	Child Health and Human Development Extramural Research	(1,167)	-
Health and Human Services, Department of	Direct		5 T32 HD079342-04	93.865	Child Health and Human Development Extramural Research	183,378	-
Health and Human Services, Department of	Direct		5 U10 HD055936-07	93.865	Child Health and Human Development Extramural Research	(20,470)	-
Health and Human Services, Department of	Direct		5 U24 HD048404-13	93.865	Child Health and Human Development Extramural Research	754,286	466
Health and Human Services, Department of	Direct		7 K01 HD071949-05	93.865	Child Health and Human Development Extramural Research	106,777	-
Health and Human Services, Department of	Direct		T32 HD007109	93.865	Child Health and Human Development Extramural Research	(77,442)	-
Health and Human Services, Department of	Direct		T32 HD007109	93.865	Child Health and Human Development Extramural Research	188,368	-
Health and Human Services, Department of	Direct		T32 HD007339	93.865	Child Health and Human Development Extramural Research	(53,003)	-
Health and Human Services, Department of	Direct		T32 HD007339	93.865	Child Health and Human Development Extramural Research	719,888	-
Health and Human Services, Department of	Direct		T32 HD007505	93.865	Child Health and Human Development Extramural Research	(38,744)	-
Health and Human Services, Department of	Direct		T32 HD007505	93.865	Child Health and Human Development Extramural Research	405,310	-
Health and Human Services, Department of	Direct		T32 HD079350	93.865	Child Health and Human Development Extramural Research	247,350	-
Health and Human Services, Department of	Pass-Through	Albert Einstein College of Medicine, Inc.,	310897	93.865	Child Health and Human Development Extramural Research	64,610	-
Health and Human Services, Department of	Pass-Through	Arizona State University	16-878	93.865	Child Health and Human Development Extramural Research	10,757	-
Health and Human Services, Department of	Pass-Through	Bowling Green State University	10008712-UMICH	93.865	Child Health and Human Development Extramural Research	144,802	-
Health and Human Services, Department of	Pass-Through	Brown University	00000911	93.865	Child Health and Human Development Extramural Research	34,688	-
Health and Human Services, Department of	Pass-Through	Children's Hospital of Philadelphia, The	3210580717	93.865	Child Health and Human Development Extramural Research	16,707	-
Health and Human Services, Department of	Pass-Through	Children's Hospital of Philadelphia, The	3210700317	93.865	Child Health and Human Development Extramural Research	(432)	-
Health and Human Services, Department of	Pass-Through	Emory University	T502357	93.865	Child Health and Human Development Extramural Research	32,394	-
Health and Human Services, Department of	Pass-Through	Harvard Pilgrim Health Care	AH000630	93.865	Child Health and Human Development Extramural Research	1,616	-
Health and Human Services, Department of	Pass-Through	Henry Ford Health System	Subcontract MENU Gen Y Sdy	93.865	Child Health and Human Development Extramural Research	14,101	-
Health and Human Services, Department of	Pass-Through	Indiana University	IN4686883UM; PO# 963639	93.865	Child Health and Human Development Extramural Research	73,330	-
Health and Human Services, Department of	Pass-Through	Intelligent Prosthetic Systems	Roundtable Research Agreement	93.865	Child Health and Human Development Extramural Research	(3,921)	-
Health and Human Services, Department of	Pass-Through	Johns Hopkins University	JHU Checklist# 5957, Task Orde	93.865	Child Health and Human Development Extramural Research	1,334,580	-
Health and Human Services, Department of	Pass-Through	Johns Hopkins University	JHU Checklist# 5957, Task Orde	93.865	Child Health and Human Development Extramural Research	279,556	-
Health and Human Services, Department of	Pass-Through	Johns Hopkins University	Task Order #5	93.865	Child Health and Human Development Extramural Research	156,596	-
Health and Human Services, Department of	Pass-Through	Mayo Clinic	THE-208735	93.865	Child Health and Human Development Extramural Research	23,313	-
Health and Human Services, Department of	Pass-Through	Michigan State University	RC106674B	93.865	Child Health and Human Development Extramural Research	94,560	-
Health and Human Services, Department of	Pass-Through	Michigan State University	RC106691C	93.865	Child Health and Human Development Extramural Research	102,762	-
Health and Human Services, Department of	Pass-Through	Northwestern University	60040377 UM	93.865	Child Health and Human Development Extramural Research	4,350	-
Health and Human Services, Department of	Pass-Through	Northwestern University	60040592 UM	93.865	Child Health and Human Development Extramural Research	70,279	-
Health and Human Services, Department of	Pass-Through	Pennsylvania State University	4245-UM-DHHS-0709	93.865	Child Health and Human Development Extramural Research	(86)	-
Health and Human Services, Department of	Pass-Through	Pennsylvania State University	5469-UM-DHHS-0659	93.865	Child Health and Human Development Extramural Research	161,518	-
Health and Human Services, Department of	Pass-Through	Princeton University	SUB0000060	93.865	Child Health and Human Development Extramural Research	75,236	-
Health and Human Services, Department of	Pass-Through	Princeton University	SUB0000113	93.865	Child Health and Human Development Extramural Research	33,227	-
Health and Human Services, Department of	Pass-Through	Tulane University	TUL-HSC-554777-16/17	93.865	Child Health and Human Development Extramural Research	21,425	-
Health and Human Services, Department of	Pass-Through	University of Alabama	000388010-046	93.865	Child Health and Human Development Extramural Research	8,376	-
Health and Human Services, Department of	Pass-Through	University of Alabama	000513964-002	93.865	Child Health and Human Development Extramural Research	6,362	-
Health and Human Services, Department of	Pass-Through	University of Alabama at Birmingham (UAB)	000509380-SP004-002	93.865	Child Health and Human Development Extramural Research	59,634	-
Health and Human Services, Department of	Pass-Through	University of California - Los Angeles	1215 G PA206	93.865	Child Health and Human Development Extramural Research	78,468	-
Health and Human Services, Department of	Pass-Through	University of California - Los Angeles	1440 G PB 906	93.865	Child Health and Human Development Extramural Research	159,247	-
Health and Human Services, Department of	Pass-Through	University of California - Los Angeles	1920 G RA109	93.865	Child Health and Human Development Extramural Research	43,501	-
Health and Human Services, Department of	Pass-Through	University of California - San Francisco	9172sc	93.865	Child Health and Human Development Extramural Research	5,139	-
Health and Human Services, Department of	Pass-Through	University of California - San Francisco	9564sc	93.865	Child Health and Human Development Extramural Research	105,036	-
Health and Human Services, Department of	Pass-Through	University of California (UCSF)	2000 G QG873	93.865	Child Health and Human Development Extramural Research	197,233	-
Health and Human Services, Department of	Pass-Through	University of California-San Diego	79906255	93.865	Child Health and Human Development Extramural Research	85,004	-
Health and Human Services, Department of	Pass-Through	University of Chicago	FP053700-B	93.865	Child Health and Human Development Extramural Research	79,506	-
Health and Human Services, Department of	Pass-Through	University of Colorado	FY14.613.006	93.865	Child Health and Human Development Extramural Research	54,769	-
Health and Human Services, Department of	Pass-Through	University of North Carolina at Chapel Hill	5105611	93.865	Child Health and Human Development Extramural Research	86,724	-
Health and Human Services, Department of	Pass-Through	University of North Carolina at Chapel Hill	5106200	93.865	Child Health and Human Development Extramural Research	371,142	211,893
Health and Human Services, Department of	Pass-Through	University of South Carolina	17-3195/13580-FB41	93.865	Child Health and Human Development Extramural Research	53,844	-
Health and Human Services, Department of	Pass-Through	University of Texas Medical Branch at Galveston (UTMB)	16-018	93.865	Child Health and Human Development Extramural Research	1,494	-
Health and Human Services, Department of	Pass-Through	University of Texas Medical Branch at Galveston (UTMB)	16-063	93.865	Child Health and Human Development Extramural Research	228,846	-
Health and Human Services, Department of	Pass-Through	University of Texas Southwestern Medical Center	GMO 161107	93.865	Child Health and Human Development Extramural Research	26,634	-
Health and Human Services, Department of	Pass-Through	University of Utah	10034012-Mich	93.865	Child Health and Human Development Extramural Research	56,442	-
Health and Human Services, Department of	Pass-Through	University of Virginia	GB10015 148247	93.865	Child Health and Human Development Extramural Research	251,028	-
Health and Human Services, Department of	Pass-Through	University of Virginia	GB10015 154834	93.865	Child Health and Human Development Extramural Research	66,992	-
Health and Human Services, Department of	Pass-Through	Washington University	WU-14-232	93.865	Child Health and Human Development Extramural Research	12,322	-
Health and Human Services, Department of	Pass-Through	Wayne State University	WSU16017-A2	93.865	Child Health and Human Development Extramural Research	37,787	-
Health and Human Services, Department of	Pass-Through	Wayne State University	WSU17013	93.865	Child Health and Human Development Extramural Research	11,393	-
Health and Human Services, Department of	Pass-Through	Women and Infants Hospital	Sub award No 9682	93.865	Child Health and Human Development Extramural Research	21,601	-
						\$ 26,813,316	\$ 2,147,913
Health and Human Services, Department of	Direct		1 F30 AG050398-01A1	93.866	Aging Research	38,001	-
Health and Human Services, Department of	Direct		1 K01 AG054615-01	93.866	Aging Research	40,440	-
Health and Human Services, Department of	Direct		1 R01 AG041780-03	93.866	Aging Research	(77,484)	-
Health and Human Services, Department of	Direct		1 R01 AG045423-03	93.866	Aging Research	(281,004)	-
Health and Human Services, Department of	Direct		1 R01 AG055379-01	93.866	Aging Research	35,392	-
Health and Human Services, Department of	Direct		1 R03 AG048806-02	93.866	Aging Research	65,927	-
Health and Human Services, Department of	Direct		1 R21 AG046799-02	93.866	Aging Research	(3,807)	-
Health and Human Services, Department of	Direct		1 R21 AG053561-01	93.866	Aging Research	78,476	-
Health and Human Services, Department of	Direct		1 R21 AG055090-01A1	93.866	Aging Research	2,897	-

University of Michigan
Schedule of Expenditures of Federal Awards
For the Year Ended June 30, 2017

Cluster Title/Federal Grantor/Program	Type	Pass-Through Grantor	Award Identifier	CFDA Number	CFDA Program Title	Federal Expenditures	Pass-Through
Health and Human Services, Department of	Direct		1 R21AG055863-01	93.866	Aging Research	14,015	-
Health and Human Services, Department of	Direct		1 R56 AG043402-01A1	93.866	Aging Research	180,240	-
Health and Human Services, Department of	Direct		1 R56 AG048937-01A1	93.866	Aging Research	97,976	37,828
Health and Human Services, Department of	Direct		1 RF1 AG051710-01	93.866	Aging Research	399,424	111,773
Health and Human Services, Department of	Direct		1 U13 AG047793-01A1	93.866	Aging Research	710	-
Health and Human Services, Department of	Direct		3 R01 AG052934-02S1	93.866	Aging Research	576,204	-
Health and Human Services, Department of	Direct		4 P01 AG029409-10	93.866	Aging Research	1,186,405	663,475
Health and Human Services, Department of	Direct		4 P30 AG004590-32	93.866	Aging Research	523,603	-
Health and Human Services, Department of	Direct		4 P30 AG015281-20	93.866	Aging Research	664,769	373,324
Health and Human Services, Department of	Direct		4 R01 AG041177-05	93.866	Aging Research	15,568	-
Health and Human Services, Department of	Direct		4 R01 AG043401-04	93.866	Aging Research	247,887	12,544
Health and Human Services, Department of	Direct		5 F30 AG048661-02	93.866	Aging Research	236	-
Health and Human Services, Department of	Direct		5 F31 AG047696-02	93.866	Aging Research	843	-
Health and Human Services, Department of	Direct		5 F32 AG049555-02	93.866	Aging Research	6,796	-
Health and Human Services, Department of	Direct		5 F32 AG052320-03	93.866	Aging Research	68,247	-
Health and Human Services, Department of	Direct		5 K01 AG050706-02	93.866	Aging Research	119,545	-
Health and Human Services, Department of	Direct		5 K07 AG050096-03	93.866	Aging Research	112,595	-
Health and Human Services, Department of	Direct		5 K08 AG047252-03	93.866	Aging Research	96,263	-
Health and Human Services, Department of	Direct		5 K08 AG048321-04	93.866	Aging Research	182,187	-
Health and Human Services, Department of	Direct		5 K08 AG049684-02	93.866	Aging Research	86,285	-
Health and Human Services, Department of	Direct		5 K23 AG038731-05	93.866	Aging Research	88,142	-
Health and Human Services, Department of	Direct		5 K23 AG040278-04	93.866	Aging Research	41,265	-
Health and Human Services, Department of	Direct		5 K24 AG050685-03	93.866	Aging Research	126,978	-
Health and Human Services, Department of	Direct		5 K99 AG046370-02	93.866	Aging Research	37,580	-
Health and Human Services, Department of	Direct		5 P01 AG026571-08	93.866	Aging Research	62,465	-
Health and Human Services, Department of	Direct		5 P01 AG029409-08	93.866	Aging Research	(31)	-
Health and Human Services, Department of	Direct		5 P01 AG051442-02	93.866	Aging Research	771,496	404,897
Health and Human Services, Department of	Direct		5 P30 AG004590-31	93.866	Aging Research	18,482	-
Health and Human Services, Department of	Direct		5 P30 AG012846-24	93.866	Aging Research	923,548	100,825
Health and Human Services, Department of	Direct		5 P30 AG013283-20	93.866	Aging Research	(6,205)	-
Health and Human Services, Department of	Direct		5 P30 AG024824-10	93.866	Aging Research	(2,586)	-
Health and Human Services, Department of	Direct		5 P30 AG024824-13	93.866	Aging Research	995,932	13,758
Health and Human Services, Department of	Direct		5 P30 AG053760-02	93.866	Aging Research	1,314,436	55,652
Health and Human Services, Department of	Direct		5 P30AG015281-19	93.866	Aging Research	114,880	63,588
Health and Human Services, Department of	Direct		5 R00 AG045200-04	93.866	Aging Research	270,716	-
Health and Human Services, Department of	Direct		5 R00 AG047963-04	93.866	Aging Research	37,934	-
Health and Human Services, Department of	Direct		5 R01 AG010026-22	93.866	Aging Research	140	-
Health and Human Services, Department of	Direct		5 R01 AG010026-25	93.866	Aging Research	509,954	-
Health and Human Services, Department of	Direct		5 R01 AG018418-12	93.866	Aging Research	144,652	-
Health and Human Services, Department of	Direct		5 R01 AG020628-10	93.866	Aging Research	(33,831)	-
Health and Human Services, Department of	Direct		5 R01 AG023166-10	93.866	Aging Research	(546)	-
Health and Human Services, Department of	Direct		5 R01 AG028516-10	93.866	Aging Research	279,037	-
Health and Human Services, Department of	Direct		5 R01 AG030593-08	93.866	Aging Research	14,999	-
Health and Human Services, Department of	Direct		5 R01 AG030593-10	93.866	Aging Research	392,186	-
Health and Human Services, Department of	Direct		5 R01 AG036956-05	93.866	Aging Research	136,322	-
Health and Human Services, Department of	Direct		5 R01 AG039434-04	93.866	Aging Research	1,434	-
Health and Human Services, Department of	Direct		5 R01 AG039474-05	93.866	Aging Research	(13,525)	6,891
Health and Human Services, Department of	Direct		5 R01 AG040138-05	93.866	Aging Research	224,260	38,307
Health and Human Services, Department of	Direct		5 R01 AG040213-05	93.866	Aging Research	82,748	-
Health and Human Services, Department of	Direct		5 R01 AG040213-07	93.866	Aging Research	1,538,499	-
Health and Human Services, Department of	Direct		5 R01 AG040635-04	93.866	Aging Research	343,914	-
Health and Human Services, Department of	Direct		5 R01 AG040787-05	93.866	Aging Research	96,732	83,818
Health and Human Services, Department of	Direct		5 R01 AG041780-05	93.866	Aging Research	508,916	-
Health and Human Services, Department of	Direct		5 R01 AG042340-02	93.866	Aging Research	(840)	-
Health and Human Services, Department of	Direct		5 R01 AG042418-03	93.866	Aging Research	(1,422)	(1,422)
Health and Human Services, Department of	Direct		5 R01 AG043401-03	93.866	Aging Research	(11,889)	(855)
Health and Human Services, Department of	Direct		5 R01 AG045423-05	93.866	Aging Research	776,707	-
Health and Human Services, Department of	Direct		5 R01 AG047167-03	93.866	Aging Research	292,956	15,480
Health and Human Services, Department of	Direct		5 R01 AG047178-03	93.866	Aging Research	384,080	14,793
Health and Human Services, Department of	Direct		5 R01 AG047203-02	93.866	Aging Research	494,021	81,875
Health and Human Services, Department of	Direct		5 R01 AG047932-03	93.866	Aging Research	414,764	25,556
Health and Human Services, Department of	Direct		5 R01 AG048072-04	93.866	Aging Research	295,600	-
Health and Human Services, Department of	Direct		5 R01 AG04871-03	93.866	Aging Research	614,830	74,053
Health and Human Services, Department of	Direct		5 R01 AG049624-04	93.866	Aging Research	756,577	-
Health and Human Services, Department of	Direct		5 R01 AG049716-02	93.866	Aging Research	237,497	47,773
Health and Human Services, Department of	Direct		5 R01 AG050509-03	93.866	Aging Research	441,887	-
Health and Human Services, Department of	Direct		5 R01 AG050523-02	93.866	Aging Research	458,881	-
Health and Human Services, Department of	Direct		5 R01 AG050676-02	93.866	Aging Research	524,792	324,542
Health and Human Services, Department of	Direct		5 R01 AG051142-03	93.866	Aging Research	554,797	-
Health and Human Services, Department of	Direct		5 R01 AG051439-03	93.866	Aging Research	566,847	-
Health and Human Services, Department of	Direct		5 R01 AG051649-02	93.866	Aging Research	263,355	-
Health and Human Services, Department of	Direct		5 R01 AG051827-02	93.866	Aging Research	449,270	20,691
Health and Human Services, Department of	Direct		5 R01 AG051849-02	93.866	Aging Research	255,593	-
Health and Human Services, Department of	Direct		5 R01 AG054371-02	93.866	Aging Research	381,481	-
Health and Human Services, Department of	Direct		5 R01-AG028516-08	93.866	Aging Research	(2,685)	-
Health and Human Services, Department of	Direct		5 R01AG045136-05	93.866	Aging Research	377,559	-
Health and Human Services, Department of	Direct		5 R01AG048934-02	93.866	Aging Research	370,559	-
Health and Human Services, Department of	Direct		5 R03 AG046524-02	93.866	Aging Research	14,125	-

University of Michigan
Schedule of Expenditures of Federal Awards
For the Year Ended June 30, 2017

Cluster Title/Federal Grantor/Program	Type	Pass-Through Grantor	Award Identifier	CFDA Number	CFDA Program Title	Federal Expenditures	Pass-Through
Health and Human Services, Department of	Direct		5 R03 AG047860-02	93.866	Aging Research	117,735	-
Health and Human Services, Department of	Direct		5 R21 AG043739-03	93.866	Aging Research	42,563	34,950
Health and Human Services, Department of	Direct		5 R21 AG045460-02	93.866	Aging Research	48,792	-
Health and Human Services, Department of	Direct		5 R21 AG047931-02	93.866	Aging Research	154,959	-
Health and Human Services, Department of	Direct		5 R21 AG048500-02	93.866	Aging Research	172,635	11,064
Health and Human Services, Department of	Direct		5 R21 AG050903-02	93.866	Aging Research	228,264	-
Health and Human Services, Department of	Direct		5 R21 AG052709-02	93.866	Aging Research	176,630	-
Health and Human Services, Department of	Direct		5 R21 AG053186-02	93.866	Aging Research	146,614	-
Health and Human Services, Department of	Direct		5 R24 AG045061-04	93.866	Aging Research	375,820	178,579
Health and Human Services, Department of	Direct		5 R25 AG053227-02	93.866	Aging Research	82,639	-
Health and Human Services, Department of	Direct		5 U01 AG009740-28S1	93.866	Aging Research	37,566,372	6,573,646
Health and Human Services, Department of	Direct		5 U01 AG012495-24	93.866	Aging Research	1,553,441	119,209
Health and Human Services, Department of	Direct		5 U01 AG017719-15	93.866	Aging Research	40,202	-
Health and Human Services, Department of	Direct		5 U01 AG017719-17	93.866	Aging Research	845,221	-
Health and Human Services, Department of	Direct		5 U01 AG022303-14	93.866	Aging Research	1,795,307	-
Health and Human Services, Department of	Direct		5 U01AG009740-26	93.866	Aging Research	3,212	-
Health and Human Services, Department of	Direct		5 U01NR004061-23	93.866	Aging Research	853,560	-
Health and Human Services, Department of	Direct		6 R01 AG039434-06	93.866	Aging Research	358,849	-
Health and Human Services, Department of	Direct		7 R01 AG028082-10	93.866	Aging Research	245,785	-
Health and Human Services, Department of	Direct		T32 AG000114	93.866	Aging Research	478,343	-
Health and Human Services, Department of	Direct		T32 AG000221	93.866	Aging Research	(29,347)	-
Health and Human Services, Department of	Direct		T32 AG000221	93.866	Aging Research	604,806	-
Health and Human Services, Department of	Direct		T32 AG000221	93.866	Aging Research	4,202	-
Health and Human Services, Department of	Direct		T32 AG027708	93.866	Aging Research	166,639	-
Health and Human Services, Department of	Pass-Through	Banner Health	0435-02-42376	93.866	Aging Research	30,093	-
Health and Human Services, Department of	Pass-Through	Brigham and Women's Hospital	111014	93.866	Aging Research	152,397	-
Health and Human Services, Department of	Pass-Through	Brigham and Women's Hospital	113049	93.866	Aging Research	149,715	-
Health and Human Services, Department of	Pass-Through	California Pacific Medical Center	2803227-S142	93.866	Aging Research	150,649	-
Health and Human Services, Department of	Pass-Through	Columbia University	1 (GG007688)	93.866	Aging Research	107,609	-
Health and Human Services, Department of	Pass-Through	Columbia University	1(GG012904-01)	93.866	Aging Research	8,126	-
Health and Human Services, Department of	Pass-Through	Dartmouth College	R143	93.866	Aging Research	93,504	-
Health and Human Services, Department of	Pass-Through	Duke University	14-NIH-1025	93.866	Aging Research	(2,008)	-
Health and Human Services, Department of	Pass-Through	Intelligent Prosthetic Systems	Roundtable Resrch Agmnt	93.866	Aging Research	143,105	-
Health and Human Services, Department of	Pass-Through	InvivoSciences Inc.	Research Collaboration Agreeeme	93.866	Aging Research	34,199	-
Health and Human Services, Department of	Pass-Through	Johns Hopkins University	2002394114	93.866	Aging Research	113,682	-
Health and Human Services, Department of	Pass-Through	Johns Hopkins University	2003150570	93.866	Aging Research	11,686	-
Health and Human Services, Department of	Pass-Through	Johns Hopkins University	2003318486	93.866	Aging Research	93,175	-
Health and Human Services, Department of	Pass-Through	Mayo Clinic	1 P01 AG041122-01	93.866	Aging Research	84,259	-
Health and Human Services, Department of	Pass-Through	Mayo Clinic	THE-216968	93.866	Aging Research	48,188	-
Health and Human Services, Department of	Pass-Through	Michigan State University	RC106375A	93.866	Aging Research	45,242	-
Health and Human Services, Department of	Pass-Through	National Bureau of Economic Research	33-4157-UMich	93.866	Aging Research	229,880	-
Health and Human Services, Department of	Pass-Through	Northern California Institute for Research & Education, Inc. (NCIRE)	Sub Award Agreement No. 1571	93.866	Aging Research	95,678	-
Health and Human Services, Department of	Pass-Through	Northern California Institute for Research & Education, Inc. (NCIRE)	WEI2015-08	93.866	Aging Research	128,827	-
Health and Human Services, Department of	Pass-Through	Northwestern University	60040682_UM	93.866	Aging Research	17,096	-
Health and Human Services, Department of	Pass-Through	Oregon Health and Science University	1005150_UMI	93.866	Aging Research	56,048	-
Health and Human Services, Department of	Pass-Through	Oregon Health and Science University	1008469_UMI	93.866	Aging Research	44,572	-
Health and Human Services, Department of	Pass-Through	Oregon Health and Science University	1008640_UMI	93.866	Aging Research	43,940	-
Health and Human Services, Department of	Pass-Through	President and Fellows of Harvard College	150173.5080550.0024	93.866	Aging Research	33,723	-
Health and Human Services, Department of	Pass-Through	RAND Corporation	9920170017	93.866	Aging Research	107,707	-
Health and Human Services, Department of	Pass-Through	Southern Illinois University Medical School	520395	93.866	Aging Research	188,190	-
Health and Human Services, Department of	Pass-Through	Tufts Medical Center	5012748-SERV	93.866	Aging Research	36,008	-
Health and Human Services, Department of	Pass-Through	University of California - Irvine	2015-3301	93.866	Aging Research	165,015	-
Health and Human Services, Department of	Pass-Through	University of California-Santa Cruz	A00-0516-S003-S0184287	93.866	Aging Research	236,622	96,018
Health and Human Services, Department of	Pass-Through	University of Iowa	1001311943	93.866	Aging Research	(23,249)	-
Health and Human Services, Department of	Pass-Through	University of Minnesota	H004986802	93.866	Aging Research	107,298	-
Health and Human Services, Department of	Pass-Through	University of New Mexico	045446-871E	93.866	Aging Research	39,529	-
Health and Human Services, Department of	Pass-Through	University of North Carolina	5050166	93.866	Aging Research	17,288	-
Health and Human Services, Department of	Pass-Through	University of Pittsburgh	0036078 (124603-1)	93.866	Aging Research	29,948	-
Health and Human Services, Department of	Pass-Through	University of Pittsburgh	0046842 (126362-3)	93.866	Aging Research	14,091	-
Health and Human Services, Department of	Pass-Through	University of Pittsburgh	0047610 (127173-3)	93.866	Aging Research	48,700	-
Health and Human Services, Department of	Pass-Through	University of Southern California	68597182	93.866	Aging Research	14,043	-
Health and Human Services, Department of	Pass-Through	University of Southern California	82750432	93.866	Aging Research	24,369	-
Health and Human Services, Department of	Pass-Through	University of Southern California	84432482	93.866	Aging Research	11,526	-
Health and Human Services, Department of	Pass-Through	University of Southern California	157933 PO 10553983	93.866	Aging Research	92,220	31,453
Health and Human Services, Department of	Pass-Through	University of Texas at Austin	UTA11-000820	93.866	Aging Research	8,467	-
Health and Human Services, Department of	Pass-Through	University of Texas at Austin	UTA15-001096	93.866	Aging Research	952,761	-
Health and Human Services, Department of	Pass-Through	University of Washington	UWSC8077	93.866	Aging Research	4,673	-
Health and Human Services, Department of	Pass-Through	University of Wisconsin	594K392	93.866	Aging Research	(81)	-
Health and Human Services, Department of	Pass-Through	University of Wisconsin	618K225	93.866	Aging Research	15,606	-
Health and Human Services, Department of	Pass-Through	University of Wisconsin	658K545	93.866	Aging Research	124,266	-
Health and Human Services, Department of	Pass-Through	Washington University	WU-15-138	93.866	Aging Research	91,496	-
Health and Human Services, Department of	Pass-Through	Washington University in St. Louis	WU-14-207/PO# 2923238X	93.866	Aging Research	122,962	-
Health and Human Services, Department of	Pass-Through	Wayne State University	WSU15017, 300981	93.866	Aging Research	15,346	-
Health and Human Services, Department of	Pass-Through	William Beaumont Hospital	WBH 15003_UM	93.866	Aging Research	139,724	-
						\$ 72,940,054	\$ 9,614,085
Health and Human Services, Department of	Direct		1 K08 EY026654-01A1	93.867	Vision Research	55,068	-
Health and Human Services, Department of	Direct		1 R21 EY025719-02	93.867	Vision Research	150,638	-
Health and Human Services, Department of	Direct		2 R01 EY007060-26A1	93.867	Vision Research	132,126	-

University of Michigan
Schedule of Expenditures of Federal Awards
For the Year Ended June 30, 2017

Cluster Title/Federal Grantor/Program	Type	Pass-Through Grantor	Award Identifier	CFDA Number	CFDA Program Title	Federal Expenditures	Pass-Through
Health and Human Services, Department of	Direct		2 R01 EY008976-23A1	93.867	Vision Research	125,572	-
Health and Human Services, Department of	Direct		3 R01 EY023660-03S1	93.867	Vision Research	(5,059)	-
Health and Human Services, Department of	Direct		4 K08 EY022912-05	93.867	Vision Research	243,377	-
Health and Human Services, Department of	Direct		4 P30 EY007003-30	93.867	Vision Research	541,688	-
Health and Human Services, Department of	Direct		4 R01 EY012507-17	93.867	Vision Research	204,847	-
Health and Human Services, Department of	Direct		4 R01 EY020895-05	93.867	Vision Research	381,217	-
Health and Human Services, Department of	Direct		4 R01 EY022633-04	93.867	Vision Research	304,310	-
Health and Human Services, Department of	Direct		5 K08 EY022912-03	93.867	Vision Research	(334)	-
Health and Human Services, Department of	Direct		5 K08 EY023982-04	93.867	Vision Research	169,019	-
Health and Human Services, Department of	Direct		5 K12 EY022299-03	93.867	Vision Research	(7,365)	-
Health and Human Services, Department of	Direct		5 K12 EY022299-05	93.867	Vision Research	417,428	-
Health and Human Services, Department of	Direct		5 K23 EY023596-03	93.867	Vision Research	73,073	-
Health and Human Services, Department of	Direct		5 K23 EY023596-05	93.867	Vision Research	249,931	-
Health and Human Services, Department of	Direct		5 K23 EY025320-02	93.867	Vision Research	225,915	-
Health and Human Services, Department of	Direct		5 K23 EY026985-02	93.867	Vision Research	170,666	-
Health and Human Services, Department of	Direct		5 P30 EY007003-29	93.867	Vision Research	14,214	-
Health and Human Services, Department of	Direct		5 R01 EY008850-25	93.867	Vision Research	375,490	-
Health and Human Services, Department of	Direct		5 R01 EY008976-22	93.867	Vision Research	52,839	-
Health and Human Services, Department of	Direct		5 R01 EY012021-20	93.867	Vision Research	375,442	-
Health and Human Services, Department of	Direct		5 R01 EY014126-13	93.867	Vision Research	108,346	-
Health and Human Services, Department of	Direct		5 R01 EY018132-11	93.867	Vision Research	434,796	-
Health and Human Services, Department of	Direct		5 R01 EY020582-08	93.867	Vision Research	614,454	51,549
Health and Human Services, Department of	Direct		5 R01 EY021197-05	93.867	Vision Research	34,393	-
Health and Human Services, Department of	Direct		5 R01 EY022124-04	93.867	Vision Research	3,975	1,161
Health and Human Services, Department of	Direct		5 R01 EY022633-03	93.867	Vision Research	(3,438)	-
Health and Human Services, Department of	Direct		5 R01 EY023660-05	93.867	Vision Research	402,461	-
Health and Human Services, Department of	Direct		5 R01 EY023725-03	93.867	Vision Research	433,218	41,755
Health and Human Services, Department of	Direct		5 R01 EY024996-02	93.867	Vision Research	362,412	-
Health and Human Services, Department of	Direct		5 R01 EY026641-02	93.867	Vision Research	297,428	36,939
Health and Human Services, Department of	Direct		R00 EY021503-04	93.867	Vision Research	6,174	-
Health and Human Services, Department of	Direct		T32 EY013934	93.867	Vision Research	22,643	-
Health and Human Services, Department of	Direct		T32 EY013934	93.867	Vision Research	86,799	-
Health and Human Services, Department of	Pass-Through	Case Western Reserve University	RESS09735	93.867	Vision Research	199,972	-
Health and Human Services, Department of	Pass-Through	Columbia University	1 (GG008092-01)	93.867	Vision Research	22,787	-
Health and Human Services, Department of	Pass-Through	IUPUI (Indiana University Purdue University Indianapolis)	IN4684830UM	93.867	Vision Research	(8,483)	-
Health and Human Services, Department of	Pass-Through	Jaeb Center for Health Research	Addendum to Agreement for U10E	93.867	Vision Research	487	-
Health and Human Services, Department of	Pass-Through	Massachusetts Eye & Ear Infirmary	2300142-07 Subcontracts	93.867	Vision Research	29,132	-
Health and Human Services, Department of	Pass-Through	Northwestern University	SP0013157-PROJ0003518	93.867	Vision Research	8,991	-
Health and Human Services, Department of	Pass-Through	University of Washington	UWSC9339	93.867	Vision Research	48,941	-
Health and Human Services, Department of	Pass-Through	Washington University	WU-16-117	93.867	Vision Research	28,438	-
Health and Human Services, Department of	Pass-Through	Wayne State University	WSU17063	93.867	Vision Research	5,828	-
						<u>\$ 7,389,856</u>	<u>\$ 131,404</u>
Health and Human Services, Department of	Direct		5 G13 LM010912-03	93.879	Medical Library Assistance	\$ 14,212	-
Health and Human Services, Department of	Pass-Through	Christiana Care Health System	603039	93.879	Medical Library Assistance	7,166	-
Health and Human Services, Department of	Pass-Through	The University of Texas Health Science Center at Houston	0010479A	93.879	Medical Library Assistance	96,472	-
						<u>\$ 117,850</u>	<u>\$ -</u>
Health and Human Services, Department of	Pass-Through	Michigan, State of, Health and Human Services, Department of	20161129	93.889	National Bioterrorism Hospital Preparedness Program	\$ 8,202	-
Health and Human Services, Department of	Pass-Through	Michigan, State of, Health and Human Services, Department of	E20171181-002	93.889	National Bioterrorism Hospital Preparedness Program	69,414	-
						<u>\$ 77,616</u>	<u>\$ -</u>
Health and Human Services, Department of	Pass-Through	Ingham, County of	Agreement of 10/1/02	93.919	Cooperative Agreements for State-Based Comprehensive Breast and Cervical Cancer Early Detection Programs	\$ (161)	\$ -
Health and Human Services, Department of	Direct		6 U22 PS004520-03	93.941	HIV Demonstration, Research, Public and Professional Education Projects	\$ 345,509	\$ -
Health and Human Services, Department of	Pass-Through	Emory University	T727372	93.941	HIV Demonstration, Research, Public and Professional Education Projects	91,884	-
						<u>\$ 437,393</u>	<u>\$ -</u>
Health and Human Services, Department of	Pass-Through	Michigan, State of, Health and Human Services, Department of	20161078	93.945	Assistance Programs for Chronic Disease Prevention and Control	\$ 5,857	\$ -
Health and Human Services, Department of	Pass-Through	Michigan, State of, Health and Human Services, Department of	E20172515-001	93.945	Assistance Programs for Chronic Disease Prevention and Control	2,445	-
						<u>\$ 8,302</u>	<u>\$ -</u>
Health and Human Services, Department of	Direct		4 D43 TW009310-05	93.989	International Research and Research Training	\$ 269,967	\$ 87,960
Health and Human Services, Department of	Direct		4 D43 TW009315-05	93.989	International Research and Research Training	140,114	95,413
Health and Human Services, Department of	Direct		4 D43 TW009353-05	93.989	International Research and Research Training	243,974	-
Health and Human Services, Department of	Direct		5 D43 TW009310-04	93.989	International Research and Research Training	(378)	-
Health and Human Services, Department of	Direct		5 D43 TW009353-04	93.989	International Research and Research Training	(489)	-
Health and Human Services, Department of	Direct		5 D43 TW009883-04	93.989	International Research and Research Training	298,353	50,700
Health and Human Services, Department of	Direct		5 K01 TW008763-05	93.989	International Research and Research Training	37,764	-
Health and Human Services, Department of	Direct		5 K02 TW009483-06	93.989	International Research and Research Training	167,679	-
Health and Human Services, Department of	Direct		5 U01 TW007404-09	93.989	International Research and Research Training	(302)	-
Health and Human Services, Department of	Direct		5 U2 RTW010110-03	93.989	International Research and Research Training	188,436	38,660
Health and Human Services, Department of	Pass-Through	Kwame Nkrumah University of Science and Technology (KNUST)	819CHS051101	93.989	International Research and Research Training	(575)	-
Health and Human Services, Department of	Pass-Through	Michigan State University	RC103305A	93.989	International Research and Research Training	6,119	-
Health and Human Services, Department of	Pass-Through	University of Washington	UWSC6656	93.989	International Research and Research Training	35,111	-
Health and Human Services, Department of	Pass-Through	Vanderbilt University	VUMC38281	93.989	International Research and Research Training	8,273	-
						<u>\$ 1,394,046</u>	<u>\$ 272,733</u>
Health and Human Services, Department of	Direct		14IPA1405517	93.RD		20,138	-
Health and Human Services, Department of	Direct		16IPA1604636	93.RD		29,746	-

University of Michigan
Schedule of Expenditures of Federal Awards
For the Year Ended June 30, 2017

Cluster Title/Federal Grantor/Program	Type	Pass-Through Grantor	Award Identifier	CFDA Number	CFDA Program Title	Federal Expenditures	Pass-Through
Health and Human Services, Department of	Direct		16IPA1605200	93.RD		11,080	-
Health and Human Services, Department of	Direct		16IPA1605201	93.RD		6,067	-
Health and Human Services, Department of	Direct		16IPA1609409	93.RD		59,225	-
Health and Human Services, Department of	Direct		200-2010-33976	93.RD		5,426,386	-
Health and Human Services, Department of	Direct		200-2013-56856	93.RD		110,446	-
Health and Human Services, Department of	Direct		2016-07-HP-MOD/EXT	93.RD		107,745	-
Health and Human Services, Department of	Direct		211-2014-58744	93.RD		37,455	-
Health and Human Services, Department of	Direct		HHSF223201510146C	93.RD		591,293	-
Health and Human Services, Department of	Direct		HHSF223201510157C	93.RD		835,580	110,475
Health and Human Services, Department of	Direct		HHSF223201510170C	93.RD		287,941	-
Health and Human Services, Department of	Direct		HHSN263201600572A	93.RD		25,238	-
Health and Human Services, Department of	Direct		HHSN268200900016C	93.RD		226,694	33,230
Health and Human Services, Department of	Direct		HHSN268201100026C	93.RD		1,214,204	184,891
Health and Human Services, Department of	Direct		HHSN268201400012C	93.RD		173,540	-
Health and Human Services, Department of	Direct		HHSN268201500057P	93.RD		28,999	-
Health and Human Services, Department of	Direct		HHSN268201600006I	93.RD		153,197	-
Health and Human Services, Department of	Direct		HHSN268201700004C	93.RD		292,170	-
Health and Human Services, Department of	Direct		HHSN271201400033C	93.RD		728,594	-
Health and Human Services, Department of	Direct		HHSN272201600049C	93.RD		1,150,690	-
Health and Human Services, Department of	Direct		HHSN273201600123P	93.RD		36,728	-
Health and Human Services, Department of	Direct		HHSN275201500384P	93.RD		24,055	-
Health and Human Services, Department of	Direct		HHSN276201400001C	93.RD		1,980,403	536,910
Health and Human Services, Department of	Direct		HHSP233201550095A	93.RD		11,043	-
Health and Human Services, Department of	Direct		HHSP233201600166A	93.RD		94,945	-
Health and Human Services, Department of	Direct		IPA Bashshur, Rashid	93.RD		41,113	-
Health and Human Services, Department of	Direct		IPIPA160S171522	93.RD		28,487	-
Health and Human Services, Department of	Pass-Through	Abt Associates, Inc.	41782 / ISIS-UMI-14981	93.RD		32,070	-
Health and Human Services, Department of	Pass-Through	Abt Associates, Inc.	44098 / AG-3198-C-14-0017	93.RD		19,531	-
Health and Human Services, Department of	Pass-Through	Altarum Institute	Agreement	93.RD		40,987	-
Health and Human Services, Department of	Pass-Through	American Academy of Pediatrics	6670-99957-753102	93.RD		4,483	-
Health and Human Services, Department of	Pass-Through	American Academy of Pediatrics	6670-99957-753104	93.RD		11,840	-
Health and Human Services, Department of	Pass-Through	Applied StemCell, Inc (ASC)	Agreement	93.RD		98,369	-
Health and Human Services, Department of	Pass-Through	Arbor Research Collaborative For Health	Appendix D to Project Master A	93.RD		1,966	-
Health and Human Services, Department of	Pass-Through	Arbor Research Collaborative For Health	Appendix M to Project Master A	93.RD		47,103	-
Health and Human Services, Department of	Pass-Through	Arbor Research Collaborative For Health	Appendix O to Project Master A	93.RD		11,664	-
Health and Human Services, Department of	Pass-Through	Arbor Research Collaborative For Health	HHSN-500_T0003	93.RD		643,560	-
Health and Human Services, Department of	Pass-Through	ArchieMD, Inc.	Agreement	93.RD		18,394	-
Health and Human Services, Department of	Pass-Through	Biocred, Inc	Research Agreement	93.RD		65,189	-
Health and Human Services, Department of	Pass-Through	Blaze Medical Devices, LLC	Agreement	93.RD		21,409	-
Health and Human Services, Department of	Pass-Through	Brandeis University	403315	93.RD		8,193	-
Health and Human Services, Department of	Pass-Through	Catholic Social Services	Agreement	93.RD		37,552	-
Health and Human Services, Department of	Pass-Through	Chaperone Therapeutics, Inc	Roundtable Research Agreement	93.RD		37,110	-
Health and Human Services, Department of	Pass-Through	Duke University	203-8045	93.RD		26,094	-
Health and Human Services, Department of	Pass-Through	Duke University	203-8171	93.RD		34,399	-
Health and Human Services, Department of	Pass-Through	Duke University	203-8327	93.RD		14,679	-
Health and Human Services, Department of	Pass-Through	Echelon Biosciences, Inc (EBI)	13-PAF05069	93.RD		78,123	-
Health and Human Services, Department of	Pass-Through	Econometrica	2241-000-UM	93.RD		4,223	-
Health and Human Services, Department of	Pass-Through	Harvard Pilgrim Health Care	HHSF223201400030I	93.RD		14,961	-
Health and Human Services, Department of	Pass-Through	Health Research and Educational Trust	80321	93.RD		155,799	-
Health and Human Services, Department of	Pass-Through	Health Research and Educational Trust	80772	93.RD		420,768	15,163
Health and Human Services, Department of	Pass-Through	Health Research and Educational Trust	80776	93.RD		224,231	-
Health and Human Services, Department of	Pass-Through	Health Research and Educational Trust	CCSQ-393-2015-0450	93.RD		107,085	-
Health and Human Services, Department of	Pass-Through	Healthy Teen Network	17-PAF01021	93.RD		18,146	-
Health and Human Services, Department of	Pass-Through	Invenio Imaging, Inc.	Research Agreement	93.RD		51,422	-
Health and Human Services, Department of	Pass-Through	Leidos Biomedical Research, Inc.	15X118	93.RD		183,172	-
Health and Human Services, Department of	Pass-Through	Lewin Group	01.05645.010	93.RD		1,025,975	-
Health and Human Services, Department of	Pass-Through	M.D. Anderson Cancer Center	00001338	93.RD		13,120	-
Health and Human Services, Department of	Pass-Through	Mekanistic Therapeutics LLC	STTR Subcontract Research Agre	93.RD		14,800	-
Health and Human Services, Department of	Pass-Through	Michigan Critical Care Consultants, Inc.	Appendix H to Master Agreement	93.RD		28,146	-
Health and Human Services, Department of	Pass-Through	Michigan Critical Care Consultants, Inc.	SBIR I - Small Business Innova	93.RD		125,406	-
Health and Human Services, Department of	Pass-Through	Michigan Primary Care Association	Agreement	93.RD		243,352	-
Health and Human Services, Department of	Pass-Through	Michigan Primary Care Association	Grant	93.RD		60,698	-
Health and Human Services, Department of	Pass-Through	Michigan Primary Care Association	Grant Agreement	93.RD		108,577	-
Health and Human Services, Department of	Pass-Through	Michigan Primary Care Association	Grant Agreement LHS	93.RD		159,566	-
Health and Human Services, Department of	Pass-Through	Michigan Primary Care Association	RAHS Beecher HS	93.RD		84,889	-
Health and Human Services, Department of	Pass-Through	Michigan Primary Care Association	RAHS Lincoln HS	93.RD		43,116	-
Health and Human Services, Department of	Pass-Through	Michigan Primary Care Association	RAHS Lincoln MS	93.RD		40,848	-
Health and Human Services, Department of	Pass-Through	Michigan Primary Care Association	RAHS Lincoln MS	93.RD		108,060	-
Health and Human Services, Department of	Pass-Through	Michigan Primary Care Association	RAHS Scarlett MS	93.RD		140,400	-
Health and Human Services, Department of	Pass-Through	Michigan Primary Care Association	RAHS Ypsilanti HS	93.RD		77,452	-
Health and Human Services, Department of	Pass-Through	Michigan Primary Care Association	RAHS Ypsilanti HS	93.RD		146,775	-
Health and Human Services, Department of	Pass-Through	Michigan Primary Care Association	RAHS Ypsilanti MS	93.RD		49,151	-
Health and Human Services, Department of	Pass-Through	Michigan Primary Care Association	RAHS Ypsilanti MS	93.RD		145,230	-
Health and Human Services, Department of	Pass-Through	Michigan Public Health Institute	G-30327-115-504200	93.RD		67,413	-
Health and Human Services, Department of	Pass-Through	Michigan, State of, Health and Human Services, Department of	20161096	93.RD		1,702	-
Health and Human Services, Department of	Pass-Through	Michigan, State of, Health and Human Services, Department of	E20170293-00	93.RD		26,788	-
Health and Human Services, Department of	Pass-Through	Michigan, State of, Health and Human Services, Department of	E20172789-00	93.RD		2,639	-
Health and Human Services, Department of	Pass-Through	Michigan, State of, Health and Human Services, Department of	E20172802-001	93.RD		44,465	-

University of Michigan
Schedule of Expenditures of Federal Awards
For the Year Ended June 30, 2017

Cluster Title/Federal Grantor/Program	Type	Pass-Through Grantor	Award Identifier	CFDA Number	CFDA Program Title	Federal Expenditures	Pass-Through
Health and Human Services, Department of	Pass-Through	Michigan, State of, Health and Human Services, Department of	E20172821-001	93.RD		4,172	-
Health and Human Services, Department of	Pass-Through	Minneapolis Medical Research Foundation (MMRF)	HHS20201500009C	93.RD		43,566	-
Health and Human Services, Department of	Pass-Through	MRIGlobal	PO 159421 SOW 17-UFA00624	93.RD		48,921	-
Health and Human Services, Department of	Pass-Through	NanoBio Corporation	17030-201-16	93.RD		40,227	-
Health and Human Services, Department of	Pass-Through	NanoBio Corporation	HHSN272201300028C	93.RD		360,473	-
Health and Human Services, Department of	Pass-Through	National Institute of Occupational Health	211-2013-M-56365	93.RD		(25,230)	-
Health and Human Services, Department of	Pass-Through	New England Research Institute	Procurement Services Agreement	93.RD		129,007	-
Health and Human Services, Department of	Pass-Through	New York, State of	C020206/Amd 1 Mod 2	93.RD		259,788	-
Health and Human Services, Department of	Pass-Through	Northwell Health	500678 UMICH	93.RD		111,440	-
Health and Human Services, Department of	Pass-Through	Northwestern University	SP0033779 60044358 UM	93.RD		3,413	-
Health and Human Services, Department of	Pass-Through	NOTA Laboratories LLC	Award Letter	93.RD		57,855	-
Health and Human Services, Department of	Pass-Through	Oak Ridge Institute for Science and Education	Award Letter Dated 8/10/16	93.RD		7,186	-
Health and Human Services, Department of	Pass-Through	Oak Ridge National Laboratory	4000146828	93.RD		38,448	-
Health and Human Services, Department of	Pass-Through	ProDevice Medical Supplies and Equipment LLC	Sponsor letter dated 9/21/14	93.RD		1,741	-
Health and Human Services, Department of	Pass-Through	Radiation Monitoring Devices, Inc.	C15-12	93.RD		102,973	-
Health and Human Services, Department of	Pass-Through	RTI International	1-312-0215029-52363L	93.RD		154,726	-
Health and Human Services, Department of	Pass-Through	Social & Scientific Systems, Inc.	PHR-SSS-S-16-005084	93.RD		29,033	-
Health and Human Services, Department of	Pass-Through	Sonetics Ultrasound, Inc.	1U01EB020587-01	93.RD		177,578	-
Health and Human Services, Department of	Pass-Through	St. Jude Children's Research Hospital	112092030-7698282	93.RD		435,777	295,546
Health and Human Services, Department of	Pass-Through	St. Jude Children's Research Hospital	112104010-7617297	93.RD		122,418	87,748
Health and Human Services, Department of	Pass-Through	State University of New York at Buffalo	R1097484	93.RD		10,050	-
Health and Human Services, Department of	Pass-Through	Tensive Controls, Inc.	Research Subaward	93.RD		68,023	-
Health and Human Services, Department of	Pass-Through	Therapeutics System Research Lab, Inc. (TSRL, Inc.)	20161107	93.RD		69,161	-
Health and Human Services, Department of	Pass-Through	University of Alabama at Birmingham (UAB)	000383981-002	93.RD		37,017	-
Health and Human Services, Department of	Pass-Through	University of California - San Francisco	PO No. B000966067	93.RD		4,050	-
Health and Human Services, Department of	Pass-Through	University of Cincinnati	008833-002	93.RD		(10,669)	-
Health and Human Services, Department of	Pass-Through	University of Illinois at Chicago	16353	93.RD		5,433	-
Health and Human Services, Department of	Pass-Through	University of Rochester	416942	93.RD		23,208	-
Health and Human Services, Department of	Pass-Through	VLP Biotech, Inc	NAID #1R41AI122594-02	93.RD		143,231	-
Total Health and Human Services, Department of						\$ 21,373,376	\$ 1,263,963
						\$ 574,237,962	\$ 50,764,646
Social Security Administration	Direct		2 RRC08098401-09-00	96.007	Social Security Research and Demonstration	\$ 2,013,686	\$ -
Total Social Security Administration						\$ 2,013,686	\$ -
Homeland Security, Department of	Direct		2015-DN-077-097	97.077	Homeland Security Research, Development, Testing, Evaluation, and Demonstration of Technologies Related to Nuclear Threat Detection	\$ 387,906	\$ -
Homeland Security, Department of	Direct		2016-DN-077-ARI105	97.077	Homeland Security Research, Development, Testing, Evaluation, and Demonstration of Technologies Related to Nuclear Threat Detection	63,771	-
Homeland Security, Department of	Direct		2016-DN-077-ARI106	97.077	Homeland Security Research, Development, Testing, Evaluation, and Demonstration of Technologies Related to Nuclear Threat Detection	161,344	-
Homeland Security, Department of	Pass-Through	Georgia Technology Research Corporation	RG153-G1	97.077	Homeland Security Research, Development, Testing, Evaluation, and Demonstration of Technologies Related to Nuclear Threat Detection	233,939	-
Homeland Security, Department of	Pass-Through	Pennsylvania State University	5427-UM-USDHS-7803	97.077	Homeland Security Research, Development, Testing, Evaluation, and Demonstration of Technologies Related to Nuclear Threat Detection	204,369	-
Homeland Security, Department of	Direct		D15PC00302	97.RD		\$ 1,051,329	\$ -
Homeland Security, Department of	Direct		HSHQDC-13-C-B0015	97.RD		\$ 356,551	\$ 170,299
Homeland Security, Department of	Pass-Through	Adventium Labs	1048-UMI	97.RD		7,305	-
Homeland Security, Department of	Pass-Through	National Strategic Research Institute	HSHQDC-13-C-B0036/001	97.RD		19,287	-
Homeland Security, Department of	Pass-Through	Radiation Monitoring Devices, Inc.	C-14-12	97.RD		26,786	-
Homeland Security, Department of	Pass-Through	Radiation Monitoring Devices, Inc.	C16-20	97.RD		7,938	-
Homeland Security, Department of	Pass-Through	Radiation Monitoring Devices, Inc.	C16-26	97.RD		48,242	-
Homeland Security, Department of	Pass-Through	Radiation Monitoring Devices, Inc.	C17-13	97.RD		(3,275)	-
Homeland Security, Department of	Pass-Through	Radiation Monitoring Devices, Inc.	HSHQDN16-C-00024/RMD Contract	97.RD		29,935	-
Total Homeland Security, Department of						48,676	-
						\$ 541,445	\$ 170,299
						\$ 1,592,774	\$ 170,299
United States Agency for International Development	Direct		AID-641-14-00008	98.001	USAID Foreign Assistance for Programs Overseas	\$ 335,485	\$ 172,063
United States Agency for International Development	Direct		AID-OAA-A-15-00075	98.001	USAID Foreign Assistance for Programs Overseas	343,639	152,164
United States Agency for International Development	Pass-Through	Duke University	16-WM-1004	98.001	USAID Foreign Assistance for Programs Overseas	4,154	-
United States Agency for International Development	Pass-Through	University of California - Davis	201121454-28	98.001	USAID Foreign Assistance for Programs Overseas	268,593	-
United States Agency for International Development	Pass-Through	University of California - Davis	201700999-01	98.001	USAID Foreign Assistance for Programs Overseas	362,626	-
						\$ 1,314,497	\$ 324,227
United States Agency for International Development	Pass-Through	Georgia Institute of Technology	RH089-S1	98.RD		\$ 90,981	\$ -
United States Agency for International Development	Pass-Through	Oregon State University	RD011G-B	98.RD		367,319	226,745
United States Agency for International Development	Pass-Through	Research Triangle Institute	2-330-0212934-50928L	98.RD		264,041	-
Total United States Agency for International Development						\$ 722,341	\$ 226,745
						\$ 2,036,838	\$ 550,972
Director of National Intelligence, Office of the	Direct		2016-16041300005	99.RD		\$ 360,513	\$ -
Director of National Intelligence, Office of the	Direct		2017-17012600004/CLIN 0001	99.RD		214,950	-
Director of National Intelligence, Office of the	Pass-Through	Duke University	Subaward 313-0640	99.RD		126,672	-

University of Michigan
Schedule of Expenditures of Federal Awards
For the Year Ended June 30, 2017

Cluster Title/Federal Grantor/Program	Type	Pass-Through Grantor	Award Identifier	CFDA Number	CFDA Program Title	Federal Expenditures	Pass-Through
			Total Director of National Intelligence, Office of the			\$ 702,135	\$ -
Consumer Financial Protection Bureau	Direct		TFSACFP15IPA0001	99.RD		\$ 23,439	\$ -
			Total Consumer Financial Protection Bureau			\$ 23,439	\$ -
President, Executive Office of the	Pass-Through	Washtenaw, County of	CR45854	99.RD		\$ 22,109	\$ -
			Total President, Executive Office of the			\$ 22,109	\$ -
			Total research and development cluster			\$ 892,232,573	\$ 87,214,395
OTHER PROGRAMS							
National Endowment for the Humanities	Pass-Through	Michigan Humanities Council	HU021-15	45.129	Promotion of the Humanities Federal/State Partnership	\$ 131	\$ -
National Endowment for the Humanities	Pass-Through	Michigan Humanities Council	HU028-15	45.129	Promotion of the Humanities Federal/State Partnership	\$ 580	\$ -
			Total National Endowment for the Humanities			\$ 711	\$ -
Defense, Department of	Direct		W81XWH-14-1-0408	12.400	Military Construction, National Guard	\$ 61,560	\$ -
Defense, Department of	Direct		W81XWH-15-1-0661	12.400	Military Construction, National Guard	\$ 284,594	\$ 135,842
			Total Defense, Department of			\$ 346,154	\$ 135,842
Interior, Department of the	Direct		L13AC00158	15.231	Fish, Wildlife and Plant Conservation Resource Management	\$ 6,347	\$ -
			Total Interior, Department of the			\$ 6,347	\$ -
Education, Department of	Pass-Through	Eastern Michigan University	150290-015	84.367	Supporting Effective Instruction State Grants (formely Improving Teacher Quality State Grants)	\$ 6,840	\$ -
Education, Department of	Pass-Through	Michigan, State of, Education, Department of	150290-029	84.367	Supporting Effective Instruction State Grants (formely Improving Teacher Quality State Grants)	68,625	-
Education, Department of	Pass-Through	Michigan, State of, Education, Department of	150290-030	84.367	Supporting Effective Instruction State Grants (formely Improving Teacher Quality State Grants)	93,019	-
Education, Department of	Pass-Through	Michigan, State of, Education, Department of	150290-031	84.367	Supporting Effective Instruction State Grants (formely Improving Teacher Quality State Grants)	70,352	-
Education, Department of	Pass-Through	Michigan, State of, Education, Department of	160290-021	84.367	Supporting Effective Instruction State Grants (formely Improving Teacher Quality State Grants)	54,975	-
Education, Department of	Pass-Through	National Writing Project	00-M103-SEED2012	84.367	Supporting Effective Instruction State Grants (formely Improving Teacher Quality State Grants)	(184)	-
Education, Department of	Pass-Through	National Writing Project	00-MI03-SEED2016	84.367	Supporting Effective Instruction State Grants (formely Improving Teacher Quality State Grants)	13,016	-
Education, Department of	Pass-Through	National Writing Project	00-MI03-SEED2016-HNEval	84.367	Supporting Effective Instruction State Grants (formely Improving Teacher Quality State Grants)	36,557	-
Education, Department of	Pass-Through	National Writing Project	00-MI03-SEED2017-ILI	84.367	Supporting Effective Instruction State Grants (formely Improving Teacher Quality State Grants)	258	-
			Total Education, Department of			\$ 343,458	\$ -
Health and Human Services, Department of	Direct		6 H76 HA00182-21	93.918	Grants to Provide Outpatient Early Intervention Services with Respect to HIV Disease	\$ 627,056	\$ -
Health and Human Services, Department of	Pass-Through	Michigan, State of, Health and Human Services, Department of	20162818	93.958	Block Grants for Community Mental Health Services	\$ 10,019	\$ -
Health and Human Services, Department of	Pass-Through	Michigan, State of, Health and Human Services, Department of	20163466	93.958	Block Grants for Community Mental Health Services	51,276	-
						\$ 61,295	\$ -
Health and Human Services, Department of	Pass-Through	Michigan, State of, Health and Human Services, Department of	20163552	93.767	Children's Health Insurance Program	\$ 5,952	\$ -
Health and Human Services, Department of	Pass-Through	Michigan, State of, Health and Human Services, Department of	20171396	93.767	Children's Health Insurance Program	1,194	-
						\$ 7,146	\$ -
Health and Human Services, Department of	Pass-Through	Michigan, State of, Health and Human Services, Department of	ADMIN-12-99002	93.667	Social Services Block Grant	\$ (219)	\$ -
Health and Human Services, Department of	Pass-Through	Michigan, State of, Health and Human Services, Department of	E20171296-001	93.917	HIV Care Formula Grants	\$ 36,870	\$ -
Health and Human Services, Department of	Pass-Through	Michigan, State of, Health and Human Services, Department of	E20171453-00	93.994	Maternal and Child Health Services Block Grant to the States	\$ 17,240	\$ -
Health and Human Services, Department of	Pass-Through	Michigan, State of, Health and Human Services, Department of	E20171471-00	93.268	Immunization Cooperative Agreements	\$ 24,250	\$ -
						\$ 11,128	\$ -
Health and Human Services, Department of	Pass-Through	Michigan, State of, Health and Human Services, Department of	E20172058-00	93.994	Maternal and Child Health Services Block Grant to the States	\$ 55,208	\$ -
Health and Human Services, Department of	Pass-Through	Michigan, State of, Health and Human Services, Department of	E20172063-00	93.958	Block Grants for Community Mental Health Services	\$ 39,724	\$ -
Health and Human Services, Department of	Pass-Through	Wayne State University	WSU16011	93.600	Head Start	66,298	-
Health and Human Services, Department of	Pass-Through	Wayne State University	WSU17002/301226	93.600	Head Start	\$ 106,022	\$ -
			Total Health and Human Services, Department of			\$ 945,996	\$ -
Corporation for National and Community Service	Pass-Through	Public Allies	14ESHMI0010004	94.006	AmeriCorps	\$ 35,668	\$ -
Corporation for National and Community Service	Pass-Through	Public Allies	15EDHWI0010008	94.006	AmeriCorps	245,811	-
Corporation for National and Community Service	Pass-Through	Public Allies	OP022-94.006-15-PADT	94.006	AmeriCorps	(42,706)	-
Corporation for National and Community Service	Pass-Through	Public Allies	OP022-94.006-16-PADT	94.006	AmeriCorps	39,931	-
			Total Corporation for National and Community Service			\$ 278,704	\$ -
			Total other programs			\$ 1,921,370	\$ 135,842
			Total federal expenditures			\$ 1,349,728,758	\$ 87,603,258

University of Michigan

Notes to Schedule of Expenditures of Federal Awards

1. Summary of Significant Accounting Policies

The accompanying Schedule of Expenditures of Federal Awards (the "SEFA") includes all federal grant transactions of the University of Michigan (the "University") recorded on the accrual basis of accounting. The information in the SEFA is presented in accordance with Title 2 U.S. *Code of Federal Regulations* Part 200, *Uniform Administrative Requirements, Cost Principles and Audit Requirements for Federal Awards* ("Uniform Guidance"). As the SEFA presents only the federal award activity of the University, it is not intended to and does not present the financial position, changes in net assets and cash flows of the University.

Negative amounts presented in the SEFA represent adjustments, in the normal course of business, to expenditures reported in prior years. Complete CFDA numbers and pass-through numbers are provided on the SEFA when available.

2. Indirect Costs

The University applies its predetermined approved facilities and administrative rate when charging indirect costs to federal awards rather than the 10 percent de minimus cost rate as described in Section 200.414 of the Uniform Guidance. The indirect cost rates approved by the University's cognizant agency (the Department of Health and Human Services) for organized research, instruction and other sponsored activities through June 30, 2020 are as follows:

	July 1, 2016 – June 30, 2018	July 1, 2018 – June 30, 2020
On-campus research	55%	56%
Off-campus research	26%	26%
On-campus instruction	54%	54%
Other sponsored activities	29%	29%

3. Federal Direct Loan Program

Under the William D. Ford Federal Direct Loan Program, students and parents borrow funds directly from the federal government; the University is responsible for verifying student eligibility, electronically transmitting the loan records to the federal processor and distributing the loan funds directly to the student account or parent borrower. During the fiscal year ended June 30, 2017, the University's students and parents received the following amount of new loans under this program.

	CFDA Number	Loans issued
Direct Student Loans:		
Undergraduate subsidized	84.268	\$ 52,773,883
Undergraduate unsubsidized	84.268	162,454,474
Graduate	84.268	17,279,921
Direct Parent Loans for Undergraduate Students	84.268	59,455,449
		<u>\$ 291,963,727</u>

University of Michigan
Notes to Schedule of Expenditures of Federal Awards

4. University-Administered Federal Loan Programs

The federal loan programs listed below are administered directly by the University, and balances and transactions related to these programs are included in the University's financial statements. The amount of loans outstanding at the beginning of the year, loans made during the year and the administrative cost allowance are included in the SEFA. The balance of loans outstanding at June 30, 2017 consists of:

	<u>CFDA Number</u>	<u>Outstanding balance at June 30, 2017</u>
Department of Education, Federal Perkins Program	84.038	<u>\$ 68,721,232</u>
Department of Health and Human Services:		
Health Professions Loan Program – Medicine/Primary Care	93.342	1,602,623
Health Professions Loan Program – Pharmacy	93.342	1,144,824
Health Professions Loan Program – Dentistry	93.342	<u>7,633,837</u>
		<u>10,381,284</u>
Disadvantaged Student Loan Program – Medicine/Primary Care	93.925	4,029,264
Disadvantaged Student Loan Program – Pharmacy	93.925	193,108
Disadvantaged Student Loan Program – Dentistry	93.925	<u>203,106</u>
		<u>4,425,478</u>
Nursing Student Loan – Baccalaureate	93.364	1,455,295
Nursing Student Loan – Graduate	93.364	<u>257,906</u>
		<u>1,713,201</u>
Nursing Faculty Loan Program	93.264	<u>3,669,877</u>
Total federal loans outstanding		<u>\$ 88,911,072</u>



Report of Independent Auditors on Internal Control Over Financial Reporting and on Compliance and Other Matters Based on an Audit of Financial Statements Performed in Accordance with *Government Auditing Standards*

To The Regents of the University of Michigan:

We have audited, in accordance with auditing standards generally accepted in the United States of America and the standards applicable to financial audits contained in *Government Auditing Standards* issued by the Comptroller General of the United States, the consolidated financial statements of the University of Michigan (the "University"), which comprise the consolidated statement of net position as of June 30, 2017, and the related consolidated statements of revenues, expenses and changes in net position and cash flows for the year then ended, and the related notes to the financial statements, and have issued our report thereon dated October 19, 2017.

Internal Control Over Financial Reporting

In planning and performing our audit of the financial statements, we considered the University's internal control over financial reporting ("internal control") to determine the audit procedures that are appropriate in the circumstances for the purpose of expressing our opinion on the financial statements, but not for the purpose of expressing an opinion on the effectiveness of the University's internal control. Accordingly, we do not express an opinion on the effectiveness of the University's internal control.

A *deficiency in internal control* exists when the design or operation of a control does not allow management or employees, in the normal course of performing their assigned functions, to prevent, or detect and correct, misstatements on a timely basis. A *material weakness* is a deficiency, or a combination of deficiencies, in internal control such that there is a reasonable possibility that a material misstatement of the entity's financial statements will not be prevented, or detected and corrected on a timely basis. A *significant deficiency* is a deficiency, or a combination of deficiencies, in internal control that is less severe than a material weakness, yet important enough to merit attention by those charged with governance.



Our consideration of internal control was for the limited purpose described in the first paragraph of this section and was not designed to identify all deficiencies in internal control that might be material weaknesses or significant deficiencies. Given these limitations, during our audit we did not identify any deficiencies in internal control that we consider to be material weaknesses. However, material weaknesses may exist that have not been identified.

Compliance and Other Matters

As part of obtaining reasonable assurance about whether the University's financial statements are free from material misstatement, we performed tests of its compliance with certain provisions of laws, regulations, contracts and grant agreements, noncompliance with which could have a direct and material effect on the determination of financial statement amounts. However, providing an opinion on compliance with those provisions was not an objective of our audit, and accordingly, we do not express such an opinion. The results of our tests disclosed no instances of noncompliance or other matters that are required to be reported under *Government Auditing Standards*.

Purpose of this Report

The purpose of this report is solely to describe the scope of our testing of internal control and compliance and the results of that testing, and not to provide an opinion on the effectiveness of the entity's internal control or on compliance. This report is an integral part of an audit performed in accordance with *Government Auditing Standards* in considering the entity's internal control and compliance. Accordingly, this communication is not suitable for any other purpose.

PricewaterhouseCoopers LLP

October 19, 2017



**Report of Independent Auditors on Compliance with Requirements
That Could Have a Direct and Material Effect on Each Major Program and on Internal
Control Over Compliance in Accordance with the Uniform Guidance**

To the Regents of the University of Michigan:

Report on Compliance for Each Major Federal Program

We have audited the University of Michigan's (the "University") compliance with the types of compliance requirements described in the *OMB Compliance Supplement* that could have a direct and material effect on each of the University's major federal programs for the year ended June 30, 2017. The University's major federal programs are identified in the summary of auditor's results section of the accompanying schedule of findings and questioned costs.

Management's Responsibility

Management is responsible for compliance with federal statutes, regulations and the terms and conditions of its federal awards applicable to its federal programs.

Auditors' Responsibility

Our responsibility is to express an opinion on compliance for each of the University's major federal programs based on our audit of the types of compliance requirements referred to above. We conducted our audit of compliance in accordance with auditing standards generally accepted in the United States of America; the standards applicable to financial audits contained in *Government Auditing Standards*, issued by the Comptroller General of the United States; and the audit requirements of Title 2 U.S. *Code of Federal Regulations* Part 200, *Uniform Administrative Requirements, Cost Principles, and Audit Requirements for Federal Awards* ("Uniform Guidance"). Those standards and the Uniform Guidance require that we plan and perform the audit to obtain reasonable assurance about whether noncompliance with the types of compliance requirements referred to above that could have a direct and material effect on a major federal program occurred. An audit includes examining, on a test basis, evidence about the University's compliance with those requirements and performing such other procedures as we considered necessary in the circumstances.

We believe that our audit provides a reasonable basis for our opinion on compliance for each major federal program. However, our audit does not provide a legal determination of the University's compliance.



Opinion on Each Major Federal Program

In our opinion, the University complied, in all material respects, with the types of compliance requirements referred to above that could have a direct and material effect on each of its major federal programs for the year ended June 30, 2017.

Other Matters

The results of our auditing procedures disclosed instances of noncompliance, which are required to be reported in accordance with the Uniform Guidance and which are described in the accompanying schedule of findings and questioned costs as items 2017-001 and 2017-002. Our opinion on each major federal program is not modified with respect to these matters.

The University's response to the noncompliance findings identified in our audit is described in the accompanying management's corrective action plan. The University's response was not subjected to the auditing procedures applied in the audit of compliance and, accordingly, we express no opinion on the response.

Report on Internal Control Over Compliance

Management of the University is responsible for establishing and maintaining effective internal control over compliance with the types of compliance requirements referred to above. In planning and performing our audit of compliance, we considered the University's internal control over compliance with the types of requirements that could have a direct and material effect on each major federal program to determine the auditing procedures that are appropriate in the circumstances for the purpose of expressing an opinion on compliance for each major federal program and to test and report on internal control over compliance in accordance with the Uniform Guidance, but not for the purpose of expressing an opinion on the effectiveness of internal control over compliance. Accordingly, we do not express an opinion on the effectiveness of the University's internal control over compliance.

A deficiency in internal control over compliance exists when the design or operation of a control over compliance does not allow management or employees, in the normal course of performing their assigned functions, to prevent, or detect and correct, noncompliance with a type of compliance requirement of a federal program on a timely basis. *A material weakness in internal control over compliance* is a deficiency, or combination of deficiencies, in internal control over compliance, such that there is a reasonable possibility that material noncompliance with a type of compliance requirement of a federal program will not be prevented, or detected and corrected, on a timely basis. *A significant deficiency in internal control over compliance* is a deficiency, or a combination of deficiencies, in internal control over compliance with a type of compliance requirement of a federal program that is less severe than a material weakness in internal control over compliance, yet important enough to merit attention by those charged with governance.



Our consideration of internal control over compliance was for the limited purpose described in the first paragraph of this section and was not designed to identify all deficiencies in internal control over compliance that might be material weaknesses or significant deficiencies. We did not identify any deficiencies in internal control over compliance that we consider to be material weaknesses. However, material weaknesses may exist that have not been identified.

The purpose of this report on internal control over compliance is solely to describe the scope of our testing of internal control over compliance and the results of that testing based on the requirements of the Uniform Guidance. Accordingly, this report is not suitable for any other purpose.

PricewaterhouseCoopers LLP

March 23, 2018

University of Michigan
Schedule of Findings and Questioned Costs
For the Year Ended June 30, 2017

Section I – Summary of Auditors’ Results

Financial Statements

Type of auditor’s report issued:

Unmodified

Internal control over financial reporting:

- Material weakness(es) identified? ☐ Yes ☒ No
- Significant deficiency(ies) identified not considered to be material weaknesses? ☐ Yes ☒ None reported
- Noncompliance material to financial statements noted? ☐ Yes ☒ No

Federal Awards

Internal control over major programs:

- Material weakness(es) identified? ☐ Yes ☒ No
- Significant deficiency(ies) identified not considered to be material weakness(es)? ☐ Yes ☒ None reported

Type of auditor’s report issued on compliance for major programs:

Unmodified

Any audit findings disclosed that are required to be reported in accordance with 2 CFR 200.516(a)?

☒ Yes ☐ No

Identification of major programs:

CFDA Number(s)
 Various
 Various

Name of Federal Program or Cluster
 Research and Development Cluster
 Student Financial Assistance Cluster

Dollar threshold used to distinguish between Type A and Type B programs:

\$4,049,186

Auditee qualified as low-risk auditee?

☒ Yes ☐ No

Section II – Financial Statement Findings

None.

University of Michigan
Schedule of Findings and Questioned Costs
For the Year Ended June 30, 2017

Section III – Federal Award Findings and Questioned Costs

Finding 2017-001 – Enrollment Reporting

Cluster: Student Financial Assistance

Grantor(s): Department of Education

Award(s): Federal Direct Student Loans, 84.268 and Federal Pell Grant, 84.063, academic year 2016-17

Condition – When testing enrollment status changes, (full time, half time, or withdrawn) one of 40 students tested at the Flint campus was not properly reported to the National Student Loan Data System (“NSLDS”) within the appropriate window of time during the 2016-2017 academic year. This selection was reported upon audit discovery 73 days late.

Criteria – A student’s enrollment status determines eligibility for in-school status, deferment, and grace periods, as well as for the payment of interest subsidies to Federal Family Education Loan Program loan holders by the Department of Education. Enrollment Reporting in a timely and accurate manner is critical for effective management of the programs. Changes to enrollment information must be reported within 30 days of knowledge of a change, unless a roster will be submitted within 60 days. These changes include reductions or increases in attendance levels, withdrawals, graduations, or approved leaves-of-absence. Institutions are responsible for timely reporting, whether they report directly or via a third-party servicer. (34 CFR 685.309(b) and 674.33(g))

Questioned Costs – \$0

Cause – The Flint campus did not timely report the unofficial withdrawals to the National Student Clearinghouse (“NSC”). The University processes unofficial withdrawals after grades are due from faculty. The enrollment changes report is sent to NSC at the beginning of each semester (10th day of the semester). The timing issue related to this non-compliance was due to the 10th day report for the Summer 2017 semester being sent prior to the Spring unofficial withdrawal students being processed. At the time of this reporting, once subsequent semester information was reported, prior semesters could not be retroactively adjusted. Therefore, Spring unofficial withdrawals were not reported to NSC timely. All Return of Title IV calculations were performed within the appropriate time frame.

Effect – The effective administration of Title IV loans could be impacted when changes in students' status are not reported timely and accurately. The accuracy of enrollment information is important as a student's enrollment status determines eligibility for in-school status, deferment, grace periods, and repayments, as well as the Government's payment of interest subsidies.

University of Michigan
Schedule of Findings and Questioned Costs
For the Year Ended June 30, 2017

Recommendation – The University should implement a process to ensure timely reporting to the NSC and NSLDS for students that are unofficial withdrawals. The Office of Financial Aid should coordinate with the Registrar’s office, who sends the 10th day enrollment file, to ensure that the previous semester unofficial withdrawal students have been processed and reported prior to the 10th day enrollment file being sent. Additionally, unofficial withdrawals should be processed as close to three days after grades are due as possible to mitigate the risk that the next semester information overrides the unofficial withdrawals.

View of Responsible Officials – Refer to the Corrective Action Plan for management’s view and corrective action plan for the finding described above.

Finding No. 2017-002 – Equipment Monitoring

Cluster: R&D Cluster

Grantor(s): Various

Award(s):

CFDA Number	CFDA Title	Award Number	Award Period	Pass Through Entity
66.509	Science to Achieve Results (STAR) Research Program	RD-83374001	03/01/2008 – 02/28/2014	N/A
93.185	Immunization Research, Demonstration, Public Information and Education Training and Clinical Skills Improvement Projects	U01-IP000088	09/30/2007 – 09/29/2010	N/A
93.395	Cancer Treatment Research	R01-CA48129	05/13/1996 – 02/28/2002	N/A

Condition – In our compliance testing for disposal of assets, we tested 15 of 143 disposals of University assets originally acquired with Federal grant funding. We identified the following:

- One of the assets selected was not a disposal, and therefore should have continued to be reflected in the property records. The item, with an original cost of \$75,000 and a net book value of \$22,500 as of the May 1, 2017 disposal recording date, was removed from the property records on behalf of the department as a result of a physical inventory observation. The item was not on-site at the department and was reported as disposed to Property Control in 2017. This item had been physically moved to a different location in 2014 and was still being used for grant work at the University, however, the equipment records had not been appropriately updated to reflect the new location of the asset. This equipment was reinstated in the property records in December 2017.

University of Michigan
Schedule of Findings and Questioned Costs
For the Year Ended June 30, 2017

- (Repeat finding 2016-002) Two issues arose from the assets identified as disposed in 2017 by way of the physical inventory process.
 - The first asset was actually disposed of in 2014, however, was not removed from the accounting records at the time of disposal and was not detected through previous physical inventories.
 - The second asset was disposed of in 2010 when the project ended. This disposal was reported by the unit as a result of the 2011 physical inventory but the equipment remained on the University's equipment records. During the equipment inventories conducted in 2013, 2015 and 2017, this item was once reported by the unit as being on-site and twice reported by the unit as being disposed of, however, it remained on the University's equipment records until the disposal was recorded after the 2017 inventory.

Criteria – The University is subject to compliance requirements pertaining to the monitoring of equipment under the Uniform Guidance, as applicable. The University is required to maintain adequate equipment records, perform a physical inventory of equipment at least once every two years which is reconciled to the equipment records, have an appropriate control system to safeguard equipment, adequately maintain equipment and properly dispose of equipment (2 CFR section 200.313).

Questioned Costs – \$0

Cause – The monitoring of equipment is the responsibility of several departments and there is no central oversight function that takes complete responsibility to ensure that policies and procedures are being followed. The lack of communication and central processes allow for variation in the monitoring of equipment.

Effect – Three assets were improperly accounted for within the fixed asset system and physical inventories were not completed accurately or with due care.

Recommendation – The University should reevaluate current policies and procedures as it relates to the monitoring of equipment acquired with federal funds. For example, the University should consider performing a thorough review of fixed assets to ensure they are properly accounted for within the fixed asset system, perform inquiries of departments in advance of the two-year cycle for inventories to ensure they are completed timely and establish procedures to record the disposal of equipment within the fixed asset system on a timely basis. Additionally, the University should implement trainings on Federal Uniform Guidance requirements, disposal policies and proper inventory procedures. These trainings should include information regarding physical inventory observation requirements and treatment of items being disposed.

View of Responsible Officials – Refer to the Corrective Action Plan for management's view and corrective action plan for the finding described above.

University of Michigan
Summary Schedule of Prior Year Findings

Finding No. 2016-001 – Fly America Act

Cluster: R&D Cluster

Grantor(s): Department of Health and Human Services – National Institutes of Health

Award(s):

CFDA Number	CFDA Title	Award Number	Award Period	Pass Through Entity
93.853	Extramural Research Programs in the Neurosciences and Neurological Disorders	5-P50-NS-091856-03	09/30/2014 – 06/30/2019	N/A

Summary – Two out of 40 direct costs selected for testing were for airfare on a foreign carrier. These two selections did not have support as to why a foreign carrier was used or the grantor's waiver of the requirement to use a domestic carrier.

Status – As indicated in the corrective action plan, the University concluded that this was a limited exception within the current control framework and no additional remediation was necessary.

University of Michigan
Summary Schedule of Prior Year Findings

Finding No. 2016-002 – Equipment Monitoring

Cluster: R&D Cluster

Grantor(s): Various

Award(s):

CFDA Number	CFDA Title	Award Number	Award Period	Pass Through Entity
11.550	Public Telecommunications Facilities Planning and Construction	26-02-N05084	10/01/2005-09/30/2007	N/A
12.unknown		HR0011-04-1-0001	10/17/2003-09/11/2007	N/A
12.431	Basic Scientific Research	DAAE07-01-3-0002	03/01/2000-04/30/2004	N/A
47.041	Engineering Grants	CTS-0087337	01/01/2001-01/31/2004	N/A
81.unknown		A10 P000 121604	10/13/1999-08/31/2003	Ford Motor Company
81.unknown		R877164 (4-24350)	10/01/1997-09/30/2002	Rutgers University
81.092	Environmental Restoration	DE-FG04-86NE37969	09/30/1986-06/30/2005	N/A

Summary – During equipment disposal compliance testing four items out of ten items selected were reported missing by campus units as of the date of physical inventories and were therefore reported as disposals in the University’s asset management system. These four items were discovered to be on hand subsequent to testing and were reinstated in the asset management system.

Equipment disposal compliance testing also identified that one of the items in the sample of ten was identified as missing during the equipment inventory taken in the current year. It was identified during further research that the asset had been disposed of in 2012. The supporting documentation for this disposal showed a declaration of surplus form was completed and the item sold for \$102 in 2012. During the two equipment inventories conducted between 2012 and 2016, this item was reported as active equipment.

It was also identified that four disposals did not have documentation supporting evaluations of the fair market value of the asset prior to disposition nor whether or not it was necessary to communicate with or to reimburse the awarding agency for the disposition of these assets. Subsequently, it was demonstrated that the fair market value of three of the disposed items was less than \$5,000. The remaining item was transferred to another university and a fair value assessment was not required under the terms of the grant.

University of Michigan

Summary Schedule of Prior Year Findings

Status – As of the completion date of March 31, 2017, the University requires a declaration of surplus (“DOS”) form documenting specific facts and circumstances surrounding the asset disposal in order to retire an asset in the University’s fixed assets subledger. The DOS instructions have been updated to ensure that surplus tag numbers/descriptions on the form match the related tag numbers/descriptions on the departmental equipment inventory listing and related fair market value assessments will be retained with the final DOS form. The University also documents the review of specific terms and conditions of the underlying grant/contract within the clearance memorandum prepared for sponsor funded equipment, to ensure that any required communication with the awarding agency has taken place prior to disposal. Two exceptions related to disposals prior to March 31, 2017 were found during the 2017 compliance testing. Refer to Finding No. 2017-002.

Finding No. 2016-003 – Federal Work Study – Off-Campus Employer Agreements

Cluster: Student Financial Assistance

Grantor(s): Department of Education

Award(s): Federal Work-Study Program, 84.033, awarded for academic year 2015-16

Summary – In a sample of 21 students receiving off-campus Federal Work Study selected for testing, it was identified that agreements with off-campus agencies providing employment for eight students at the Dearborn campus during the 2015-16 academic year were expired.

Status – As of the anticipated completion date of November 1, 2016, the University fully implemented a new process to ensure agreements are signed annually.

6032 Wolverine Tower
3003 S. State Street
Ann Arbor, Michigan 48109

T: 734 764-7214 F: 734 647-5284
clsoper@umich.edu

March 23, 2018

RE: Management's Corrective Action Plan

1. Name of the contact person responsible for corrective actions planned:

Cheryl Soper
Controller and Director of Financial Operations
University of Michigan (386006309)
6032 Wolverine Tower
3003 South State Street
Ann Arbor, MI 48109-1287
Phone: 734-764-7214
E-mail: clsoper@umich.edu

2. Corrective actions planned:

Finding No. 2017-001 – Enrollment Reporting

View of Responsible Officials – The University concurs with the auditors' finding. The UM-Flint campus is taking actions to ensure that unofficial withdrawals will be reported to the National Student Clearinghouse (NSC) on a timely basis.

There is a short turnaround time between the spring and summer sessions. For fiscal 2017, the last day of the UM-Flint spring session was June 21, with faculty grades due on June 26. The UM-Flint Registrar performed the process to officially move submitted grades into the transcript area at the end of the day on June 26. The UM-Flint Office of Financial Aid ("OFA") allowed 2-3 days for any late grade submissions or grade changes and time for the Office of Extended Learning to confirm on-line course participation. On July 12, the OFA completed their review and determined if students were an unofficial withdrawal, continuing in a subsequent module or earned their grades. The summer session enrollment (10th day) file was sent to the NSC by the Registrar on July 13, 2017.

While the OFA Officer responsible for this process performed the Return of Title IV funds calculation within the allotted time frame, it was believed that if the unofficial withdrawal file for the spring session was submitted after the summer enrollment file, it would either be rejected or overwrite the summer enrollment data in the NSC system. The OFA has since communicated with the NSC who provided a process whereby spring unofficial withdrawal records can be submitted after summer enrollment data, which includes entering the records and notifying NSC's audit area. The one student selected in the audit process and eight other students with spring session unofficial withdrawals have been submitted to and accepted by the NSC as of November 22, 2017.

Going forward, the OFA will submit withdrawal records as soon as possible and prior to the 10th day file being transmitted to the NSC by the Registrar, or manually through the method provided by the NSC. The OFA and Registrar offices will also continue to work on more streamlined processes and enhanced communication with stakeholders.

Anticipated Completion Date – November 30, 2017

Finding No. 2017-002 – Equipment Monitoring

View of Responsible Officials – The University concurs with the auditors' finding. In fiscal 2018, stricter policies regarding physical inventory observations were implemented, and inventory instructions and guidelines provided to campus units performing the inventories were updated to ensure physical verification of the assets. Additionally, central procedures have been updated to require more detailed documentation for asset disposals and the University will perform a review of all 2018 sponsor funded equipment disposals to ensure proper documentation has been obtained. The University is also in the process of establishing department level internal control guidance for capital assets to include as part of the annual Unit Internal Control Certification process, which involves all major units across campus. This department level guidance will be implemented with the 2019 Certification process.

Anticipated Completion Date –

Update inventory instructions and central procedures – September 30, 2017

Review all 2018 sponsor funded equipment disposals – June 30, 2018

Implement Internal Control Certification – September 30, 2019